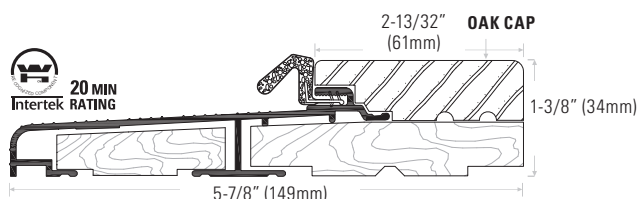


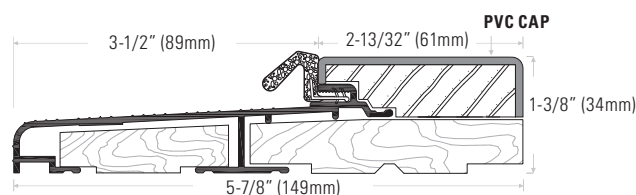
# OUTSWING SILL, LOW RISE, PRE-HUNG DOOR APPLICATIONS

Kerf insert not included with sills on this page. Order separately.



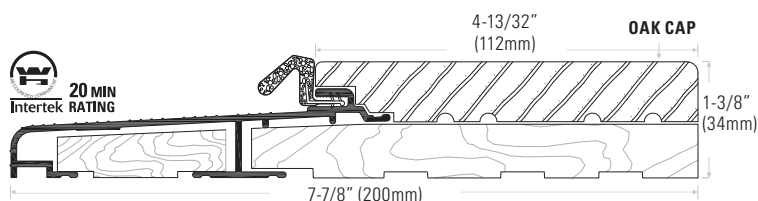
**DS578AOK** Extruded aluminum sill mill finish with interior oak cap. Length available: 150" (3810mm) only

**DS578DOAK** Bronze anodized with interior oak cap. Length available: 150" (3810mm) only



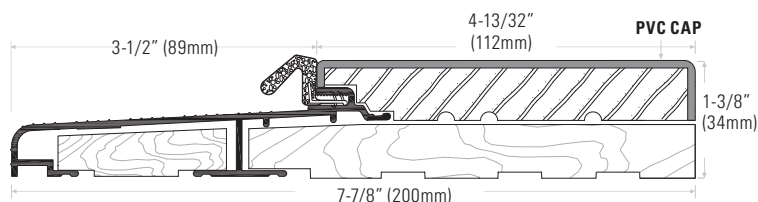
**DS578AVT** Extruded aluminum sill, mill finish with interior vinyl cap, tan. Length available: 150" (3810mm) only

**DS578DVT** Bronze anodized with interior vinyl cap, tan. Length available: 150" (3810mm) only



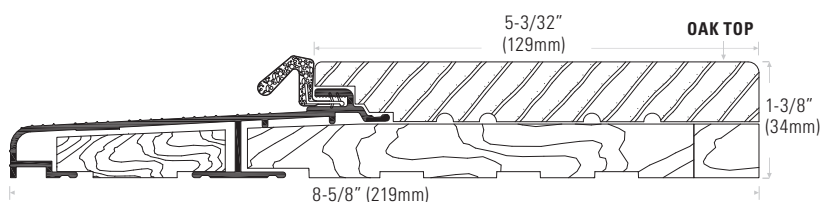
**DS778AOK** Extruded aluminum sill, mill finish with interior oak cap. Length available: 150" (3810mm) only

**DS778DOAK** Bronze anodized with interior oak cap. Length available: 150" (3810mm) only



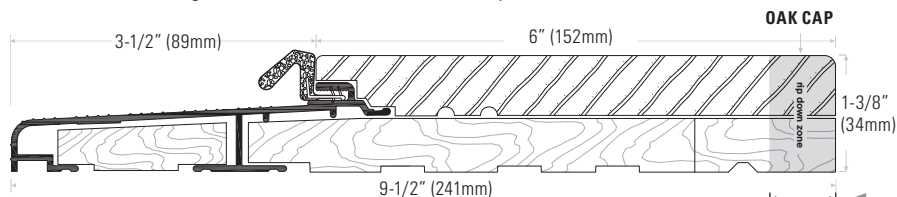
**DS778AVT** Extruded aluminum sill, mill finish with interior vinyl cap, tan. Length available: 150" (3810mm) only

**DS778DVT** Bronze anodized with interior vinyl cap, tan. Length available: 150" (3810mm) only



**DS858AOK** Extruded aluminum sill mill finish, with interior oak cap. Length available: 150" (3810mm) only

**DS858DOAK** Bronze anodized with interior oak cap. Length available: 150" (3810mm) only



**DS795AOKW** Extruded aluminum sill, mill finish with interior oak cap. Length available: 150" (3810mm) only. 8-3/4" to 9-1/2" (222mm - 241mm)

**DS795DOAKW** Bronze anodized with interior oak cap. Length available: 150" (3810mm) only. 8-3/4" to 9-1/2" (222mm - 241mm)

**DS796AOKW** Extruded aluminum sill, mill finish with interior oak cap. Length available: 150" (3810mm) only. Extra wide outswing sill from 9-5/8" to 13-3/8" wide (244mm to 340mm) is custom order. Call for quote.



**DS579SPC** Rigid vinyl sill protector cover for DS578 series outswing sill. Not included with sill, order separately.

**DS779SPC** Rigid vinyl sill protector cover for DS778 series outswing sill. Not included with sill, order separately.

This section may be ripped down to any measurement between 8-3/4" (222mm) & 9-1/2" (241mm) to achieve a custom sill width