

DORMA TG 9387 LADDER PULLS

TG 9387 Highlights


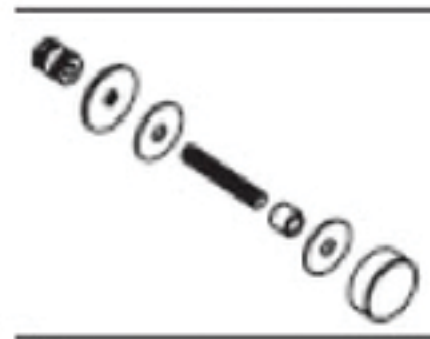
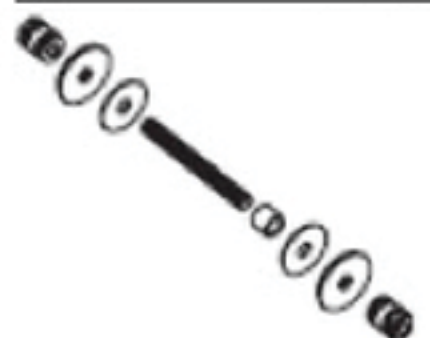



- Satin stainless steel finish BHMA 630 (DORMA PL25 finish 700 [Hardware & Glass]).
- Pulls available as either **Back-to-Back (B2B)** or **Single-Sided**.
- 1-3/4" (44 mm) wood door options; please specify appropriate fastener pack(s).
- 3/8" - 3/4" (10-19 mm) glass thicknesses supported; please specify appropriate fastener pack(s).
- Fastener pack requirements must always be specified; see Fastener Pack Options below.
- 1-1/4" (32 mm) diameter.
- Five standard lengths available: 60", 42", 36", 18", and 12".
- Single-sided can be mounted with either a rose opposite or a blind fastener.
- Specify **Set** for back-to-back (B2B) pulls or **EA** for single-sided pulls:



Ref. #	UM.	Mounting (Fixing [F]) Posts	Overall Length (L)	Center To Center (CTC)
*905.370	SET	3F	60" (1524)	37-1/2" (953)
*905.370	EA	3F	60" (1524)	37-1/2" (953)
905.371	SET	2F	42" (1067)	26-1/4" (667)
905.371	EA	2F	42" (1067)	26-1/4" (667)
905.372	SET	2F	36" (914)	22-1/2" (572)
905.372	EA	2F	36" (914)	22-1/2" (572)
905.373	SET	2F	18" (457)	11-1/4" (286)
905.373	EA	2F	18" (457)	11-1/4" (286)
905.374	SET	2F	12" (305)	7-1/2" (191)
905.374	EA	2F	12" (305)	7-1/2" (191)

*Note that for 3F (3 Fixing Post) pull, center post is centered between upper and lower post.

Fastener Pack Options

Model	Ref. #	U/M	Description
	90538000075	Set	Adaptors needed for all 1.25" diameter pulls, 2 Each in Pack
	90537500075	Set	Assembly for SNG Glass Mount 3/8"-3/4" (10-17 mm) – 1 set Adaptors needed for all 1.25" diameter pulls, 2 Each in Pack (Ordered separately, see above)
	90537770075	Set	Assembly for Back-to-Back Glass Mount 3/8"-3/4" (10-17 mm) – 1 set Adaptors needed for all 1.25" diameter pulls, 2 Each in Pack (Ordered separately, see above)
	90537870075	Set	Assembly for SNG wood door up to 1-3/4" (44 mm) with Rose Adaptors needed for all 1.25" diameter pulls, 2 Each in Pack (Ordered separately, see above)
	90537600075	Set	Assembly for Back-to-Back wood door up to 1-3/4" (44 mm) – 1 set Adaptors needed for all 1.25" diameter pulls, 2 Each in Pack (Ordered separately, see above)
	90537900075	Set	Assembly for SNG blind wood door up to 1-3/4" (44 mm) will not project through door – 1 set Adaptors needed for all 1.25" diameter pulls, 2 Each in Pack (Ordered separately, see above)

DORMA USA, Inc.
Dorma Drive, Drawer AC
Reamstown, PA 17567
800-523-8483
www.dorma.com