

# DOLPHIN<sup>®</sup>

"THERE'S NO CONNECTION LIKE A DOLPHIN CONNECTION"<sup>™</sup>



## Product Catalog

Low Voltage. High Performance.



# DOLPHIN<sup>®</sup>

"THERE'S NO CONNECTION LIKE A DOLPHIN CONNECTION"<sup>™</sup>

## **Low Voltage. High Quality. High Performance.**

For over 35 years, Dolphin Components has been a quiet industry leader, manufacturing low voltage products, including, connectors, cable ties, tools and more. From humble beginnings, Dolphin has risen up among its competitors to bring you the highest quality and performance products in the marketplace. Our success has not been by accident. We impose strict quality control and only manufacture our products in ISO certified facilities.

We understand that it takes more than a great product to be a leader and we go the extra mile for our customers. Dolphin is committed to the highest level of customer service and we promise to make every one of your needs our first priority.

Dolphin recognizes that in a world of ever changing technology, high quality products and great customer service alone do not build long lasting relationships. That is why we strive to bring the most up-to-date products to market so that we can be the company you turn to today, tomorrow and long into the future.



# ORDERS AND RETURNS

## Orders:

- Orders accepted 24 hours/day:
  - Fax: 1-888-274-2774
  - E-mail: salesorders@dolphincomponents.com
- No phone orders accepted.
- All orders shipped within 24 hours; shipped same day if received by 3PM (EST)
- Minimum order may apply.
- VISA and MasterCard are accepted.

## Terms:

- Subject to credit approval.
- All payments are to be made in U.S. Currency.

## Shipping:

- Freight is FOB Delray Beach, FL (USA)
- All orders will ship prepaid via UPS Ground or FedEx Standard, unless requested otherwise.

## Returns:

- All returns must be accompanied by a Dolphin Components Return Materials Authorization form (RMA). The RMA number must be clearly marked on the outside of the box and on the packing list. Dolphin Components reserves the right to refuse any shipments in which the RMA number is not marked on the outside of the box. Packing list must also include customer's original purchase order number.
- Returns must be shipped prepaid.
- All returns must be in original packaging and in resalable condition.
- All returns will be evaluated for resalability before credit is issued.

## Guarantee:

All products are 100% guaranteed.


### Disclaimer:

There are no express warranties which extend beyond the description of the face hereof. SELLER DISCLAIMS ANY IMPLIED WARRANTIES OF MERCHANTABILITY OR OF FITNESS FOR ANY PARTICULAR PURPOSE. Since Seller cannot control the manner or use of its products after their sale, Seller will not be responsible for any consequential or indirect damages. Rather Seller will, at it's option, either replace the product or refund the purchase price. No warranties will apply if the products are in any way altered or modified after delivery by Seller.

All rights reserved. No portion of this publication, whether in whole or in part, can be reproduced without the express written consent of Dolphin Components Corp.



# TABLE OF CONTENTS



SUPER B CONNECTORS ..... **A**



CONNECTORS, ADAPTERS, AND TERMINATORS..... **B**



CAT 5E AND 6 ..... **C**



CABLE TIES ..... **D**



CABLE CLAMPS AND CLIPS ..... **E**



TOOLS ..... **F**



JACKS AND CORDS..... **G**



TERMINAL BLOCKS ..... **H**



WIRE MARKERS..... **I**



WIRE TERMINALS ..... **J**

**Create a perfect connection every time with  
Dolphin Super B Connectors.**



# SUPER B CONNECTORS

A



- ☑ No Wire Stripping
- ☑ Quick Installation
- ☑ No Clean Up



Dolphin Super B Connectors provide the industry's most reliable connection with their unique design and fine structure. They reduce costs, will not corrode and do not require insulation stripping of most wire gauges before insertion. They also allow for connection testing without stripping wires for faster installations with less clean-up time. These features ensure the continued operation of the security, safety and communications systems in which our connectors are most frequently used.

## DESIGN FEATURES

- UL Listed E172979
- Unique Funnel-Entry Design:
  - » Allows Easier Wire Insertion
  - » Eliminates Wire Strand Hang-Up
  - » Positions Wire Perfectly for a Single Crimp
- Accepts 16-24 gauge wires
  - » Larger Opening for multiple wires and heavier wire insulation
- Razor-Sharp Insulation Piercing Teeth
- ISO 9001

## DOLPHIN® SEALANT #27B

- Moisture Resistant Barrier
- Non-Curing Sealant
- Will Not Leak Out When Crimped
- Will Not Corrode
- Withstands Temperature Range of -60°F to 475°F

## WIRE CAPACITY

- 4-wires: #24 AWG, #22 AWG (insulated)
- 3-wires: #20 AWG, #18 AWG (insulated)
- #16 AWG (stripped)

## RECOMMENDED TOOLS

(See Tools in Section F for pictures.)

- DC-4141 Ratchet Full Cycle Crimping Tool
- DC-500F Hand Tool

ITEM #	DESCRIPTION	QTY/PACK
DC-1000-P	PLAIN (NO SEALANT), WHITE	1000 PIECES PER BOX*
DC-100-P	PLAIN (NO SEALANT), WHITE	100 PIECES PER BAG
DC-1000-S	SEALANT (FILLED), BLUE	1000 PIECES PER BOX*
DC-100-S	SEALANT (FILLED), BLUE	100 PIECES PER BAG

\*FREE 15 compartment hanging box with 1000 piece packages!







# SECTION B

## Connectors, Adapters, and Terminators

Electrical Characteristics ..... B-2

Universal Connector (50 and 75 Ohms)..... B-3

### 50 OHM

Connectors ..... B-4

Adapters ..... B-7

Terminators..... B-8

### 75 OHM

Connectors ..... B-9

Adapters ..... B-11

“F” Connectors and Adapters ..... B-12

Terminators..... B-12

Compression Connectors ..... B-13

Assembly Instructions..... B-15



### Electrical Characteristics

Impedance:	50 OHMS and 75 OHMS
Rated Working Voltage:	500 volts, RMS
Frequency Range:	0-4 GHz
Insulation Resistance:	5000 Megohms, min
Dielectric Withstanding Voltage:	1500 volts, min
Operating Temperature Range:	67°F to 390°F
Vibration:	MIL-STD-202 Method 204
Shock:	MIL-STD-202 Method 202
Moisture Resistance:	MIL-STD-202 Method 105

Materials:



Body Components:	Brass
Male Contacts:	Brass, Gold
Female Contacts:	Brass, Gold
Crimp Ferrule:	Copper
Gaskets:	Silicone Rubber
Dielectric:	Delrin, Teflon

# UNIVERSAL CONNECTOR

## Universal Crimp-On Set

ITEM #	Impedance
DC-2510	50 Ohms
DC-2710	75 Ohms

### FEATURES AND BENEFITS

- Saves Money
- Saves Time
- Easy to Assemble
- Foolproof Connections
- All-In-One Package
- Durable
- Excellent Performance
- Outstanding Value!



Dolphin's Universal BNC Crimp-On Set, available in both 50 and 75 Ohm versions, is a great alternative to our specialized connectors. The Universal set takes up to 7 different coaxial cable sizes and comes with three different ferrules for a perfect connection every time.

Although the Universal can be used in both new installations and pre-existing systems, it is ideal for maintenance because it affords great flexibility in the field allowing the user to choose the ferrule for whatever cable size is encountered.

ACCEPTS 7 DIFFERENT CABLES	
RG-59	PVC 20 AWG
RG-59	TEFLON (PLENUM) 20 AWG
RG-59	PVC 22 AWG
RG-59	TEFLON (PLENUM) 22 AWG
RG-58	PVC
RG-6	PVC
RG-6	TEFLON (PLENUM)

### APPLICATIONS

- Data Networking
- Audio/Video
- Telecommunications
- Security Systems
- CCTV
- Antennaes
- Broadcasting
- Instrumentation

### ELECTRICAL CHARACTERISTICS

- Impedance: True 50 and 75 Ohms
- Rated Working Voltage: 500 Volts, RMS
- Frequency Range: 0-4 GHz
- Insulation Resistance: 5000 Megohms

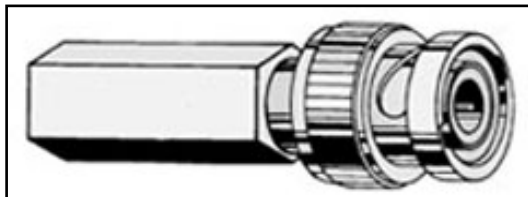
### MATERIALS

- Body Components: Brass, Anti-Corrosion Nickel Plating
- Male Contacts: Brass, Gold Plating
- Crimp Ferrule: Copper, Anti-Corrosion Nickel Plating
- Gaskets: Silicone Rubber
- Dielectric: Teflon



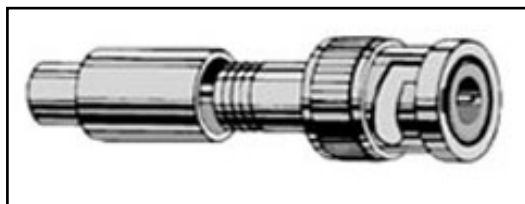
# B

## MALE TWIST-ON 1 Piece Construction



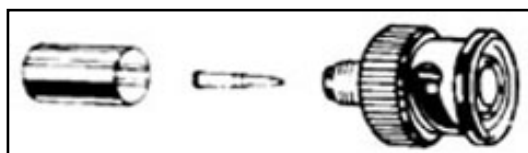
ITEM #	DESCRIPTION
DC-UG88-1	RG-58 Twist-On
DC-UG88-2	RG-59 and RG-62 Twist-On
DC-UG88-5	RG-6 Twist-On
DC-UG88-10	RG-59 and RG-62 Teflon (Plenum) Twist-On
DC-UG88-30	RG-6 Teflon (Plenum) Twist-On

## MALE CRIMP-ON 2 Piece Construction



ITEM #	DESCRIPTION
DC-88-1	RG-58 Crimp-On
DC-88-2	RG-59 and RG-62 Crimp-On
DC-88-5	RG-6 Crimp-On
DC-88-10	RG-59 and RG-62 Teflon (Plenum) Crimp-On
DC-88-11	RG-58 Teflon Crimp-On
DC-88-30	RG-6 Teflon (Plenum) Crimp-On (formerly DC-279209)

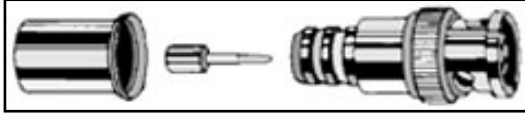
## MALE CRIMP-ON 3 Piece Construction



ITEM #	DESCRIPTION
DC-MC88-1	RG-58 Crimp-On
DC-MC88-2	RG-59 and RG-62 Crimp-On
DC-MC88-5	RG-6 Crimp-On
DC-MC88-10	RG-59 and RG-62 Teflon (Plenum) Crimp-On
DC-MC88-18	Belden 8218 Crimp-On
DC-MC88-19	Mini RG-59 and RG-62 Crimp-On
DC-MC88-30	RG-6 Teflon (Plenum) Crimp-On

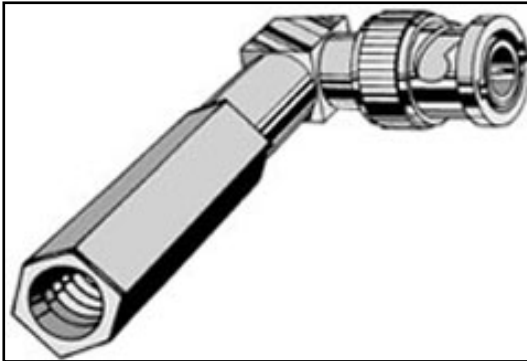


## MALE CRIMP-ON 3 Piece Construction



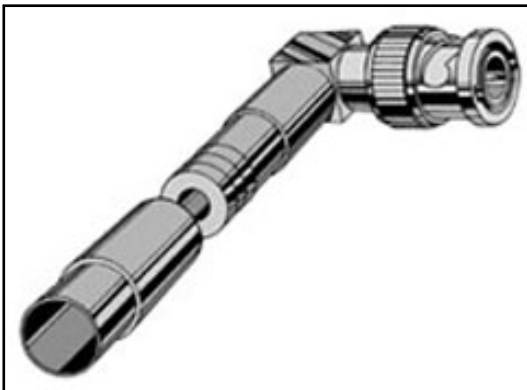
ITEM #	DESCRIPTION
DC-MC88-26	RG-8 and RG-11 Crimp-On

## MALE RIGHT ANGLE TWIST-ON



ITEM #	DESCRIPTION
DC-RA-2	RG-59 and RG-62 Twist-On
DC-RA-5	RG-6 Twist-On
DC-RA-10	RG-59 and RG-62 Teflon (Plenum) Twist-On

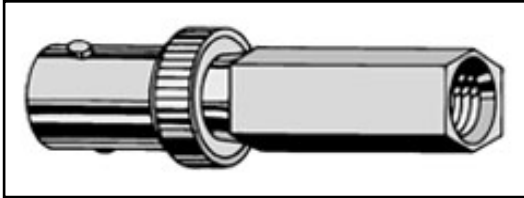
## MALE RIGHT ANGLE CRIMP-ON



ITEM #	DESCRIPTION
DC-R-2	RG-59 and RG-62 Crimp-On
DC-R-5	RG-6 Crimp-On

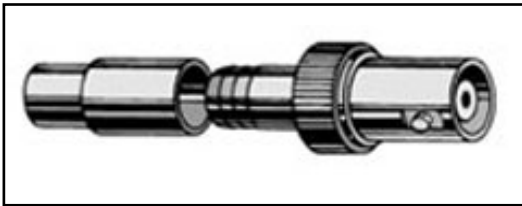
## B

### FEMALE TWIST-ON 1 Piece Construction




ITEM #	DESCRIPTION
DC-UG89-1	RG-58 Twist-On
DC-UG89-2	RG-59 and RG-62 Twist-On
DC-UG89-5	RG-6 Twist-On
DC-UG89-10	RG-59 and RG-62 Teflon (Plenum) Twist-On
DC-UG89-30	RG-6 Teflon (Plenum) Twist-On

### FEMALE CRIMP-ON 2 Piece Construction



ITEM #	DESCRIPTION
DC-89-1	RG-58 Crimp-On
DC-89-2	RG-59 and RG-62 Crimp-On
DC-89-5	RG-6 Crimp-On
DC-89-10	RG-59 and RG-62 Teflon (Plenum) Crimp-On
DC-89-30	RG-6 Teflon (Plenum) Crimp-On

### FEMALE CRIMP-ON 3 Piece Construction



ITEM #	DESCRIPTION
DC-FC89-1	RG-58 Crimp-On
DC-FC89-2	RG-59 and RG-62 Crimp-On
DC-FC89-5	RG-6 Crimp-On
DC-FC89-10	RG-59 and RG-62 Teflon (Plenum) Crimp-On
DC-FC89-30	RG-6 Teflon (Plenum) Crimp-On

# ADAPTERS - 50 OHMS

**B**

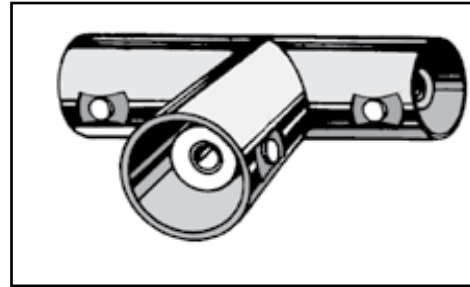
## FEMALE-FEMALE ADAPTER



ITEM #

DC-AD555

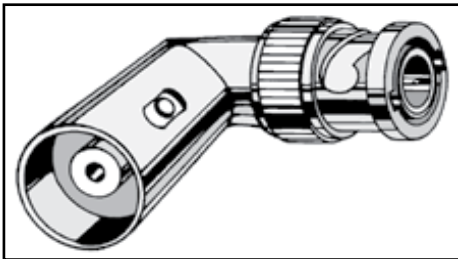
## FEMALE-FEMALE-FEMALE T-ADAPTER



ITEM #

DC-AD506


## FEMALE-MALE RIGHT ANGLE ADAPTER



ITEM #

DC-AD503

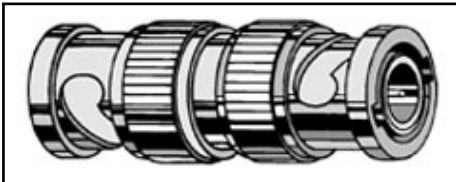
## MALE-MALE-MALE T-ADAPTER



ITEM #

DC-AD510

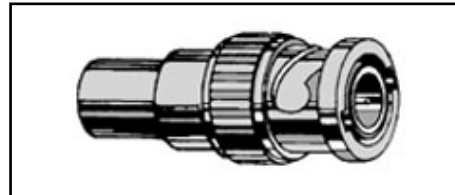
## MALE-MALE ADAPTER



ITEM #

DC-AD511

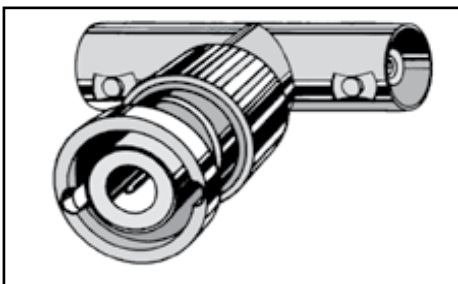
## BNC MALE TO RCA FEMALE



ITEM #

DC-AD515

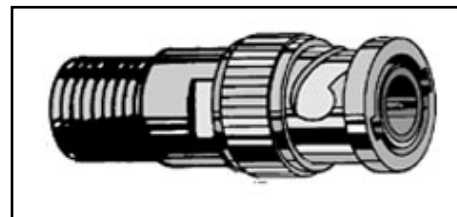
## FEMALE-MALE-FEMALE T-ADAPTER



ITEM #

DC-AD505

## "F" FEMALE TO BNC MALE



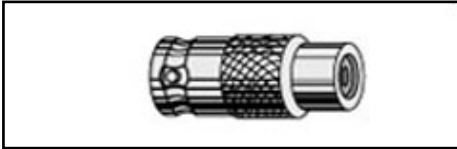
ITEM #

DC-AD516

# ADAPTERS - 50 OHMS

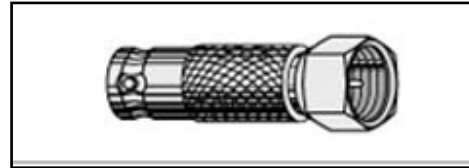
**B**

## RCA FEMALE TO BNC FEMALE



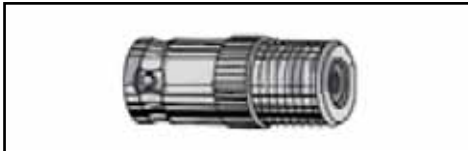
ITEM # DC-AD601

## BNC FEMALE TO "F" MALE



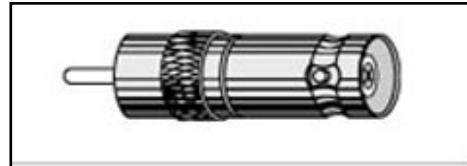
ITEM # DC-AD606

## BNC FEMALE TO "F" FEMALE



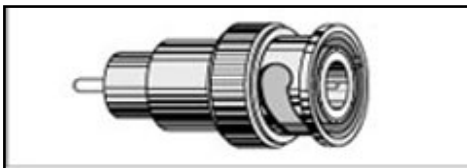
ITEM # DC-AD602

## BNC FEMALE TO RCA MALE



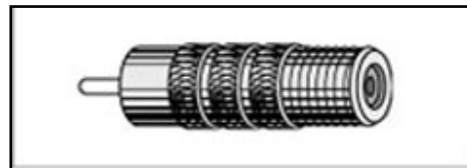
ITEM # DC-AD501

## BNC MALE TO RCA MALE




ITEM # DC-AD603

## RCA MALE TO "F" FEMALE



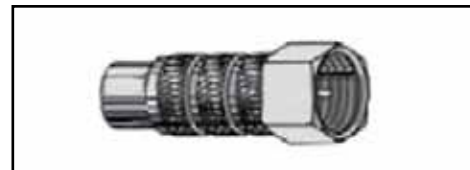
ITEM # DC-AD103

## BNC MALE TO FEMALE ADAPTER



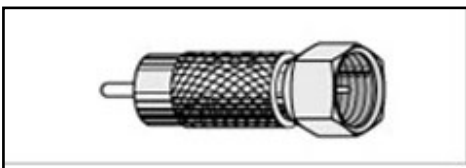
ITEM # DC-AD604

## RCA FEMALE TO "F" MALE



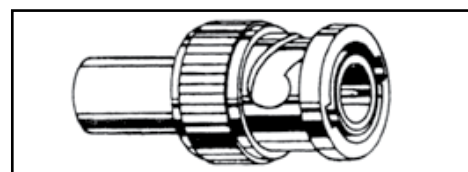
ITEM # DC-AD106

## RCA MALE TO "F" MALE



ITEM # DC-AD605

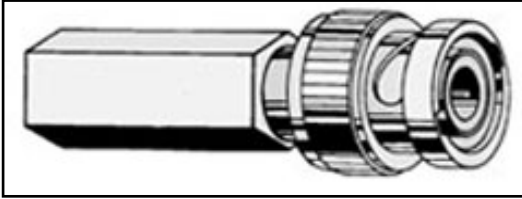
## TERMINATORS



ITEM #	DESCRIPTION
DC-88T-50	50 OHMS
DC-88T-75	75 OHMS
DC-88T-93	93 OHMS

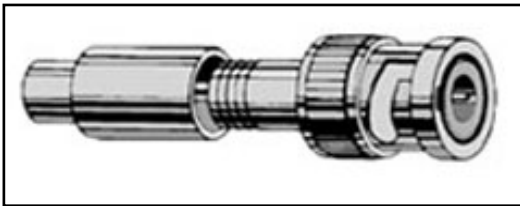


## MALE TWIST-ON 1 Piece Construction



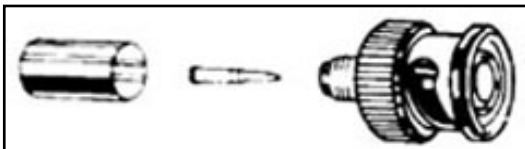
ITEM #	DESCRIPTION
DC-UG78-1	RG-58 Twist-On
DC-UG78-2	RG-59 and RG-62 Twist-On
DC-UG78-5	RG-6 Twist-On
DC-UG78-10	RG-59 and RG-62 Teflon (Plenum) Twist-On
DC-UG78-30	RG-6 Teflon (Plenum) Twist-On

## MALE CRIMP-ON 2 Piece Construction



ITEM #	DESCRIPTION
DC-78-1	RG-58 Crimp-On
DC-78-2	RG-59 and RG-62 Crimp-On
DC-78-5	RG-6 Crimp-On
DC-78-10	RG-59 and RG-62 Teflon (Plenum) Crimp-On
DC-78-30	RG-6 Teflon (Plenum) Crimp-On (formerly DC-289209)

## MALE CRIMP-ON 3 Piece Construction



ITEM #	DESCRIPTION
DC-MC78-1	RG-58 Crimp-On
DC-MC78-2	RG-59 and RG-62 Crimp-On
DC-MC78-5	RG-6 Crimp-On
DC-MC78-10	RG-59 and RG-62 Teflon (Plenum) Crimp-On
DC-MC78-17	RG-174, 188, 316 Crimp-On
DC-MC78-19	Mini RG-59 and RG-62 Crimp-On

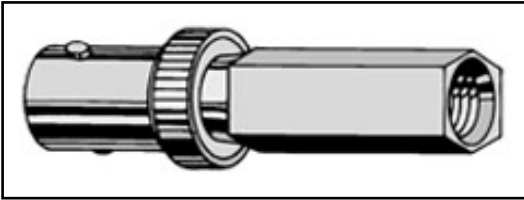
## MALE CRIMP-ON 3 Piece Construction



ITEM #	DESCRIPTION
DC-MC78-26	RG-8 and RG-11 Crimp-On

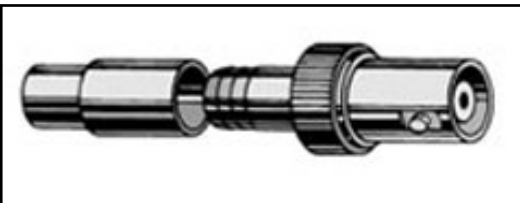
# B

## FEMALE TWIST-ON 1 Piece Construction



ITEM #	DESCRIPTION
DC-UG79-2	RG-59 and RG-62 Twist-On
DC-UG79-5	RG-6 Twist-On
DC-UG79-10	RG-59 and RG-62 Teflon (Plenum) Twist-On
DC-UG79-30	RG-6 Teflon (Plenum) Twist-On

## FEMALE CRIMP-ON 2 Piece Construction



ITEM #	DESCRIPTION
DC-79-2	RG-59 and RG-62 Crimp-On
DC-79-5	RG-6 Crimp-On
DC-79-10	RG-59 and RG-62 Teflon (Plenum) Crimp-On
DC-79-11	RG-58 Teflon (Plenum) Crimp-On
DC-79-30	RG-6 Teflon (Plenum) Crimp-On

## FEMALE CRIMP-ON 3 Piece Construction

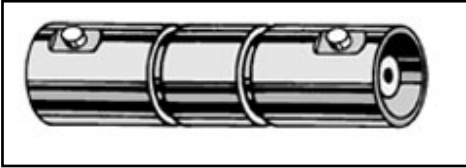


ITEM #	DESCRIPTION
DC-FC79-1	RG-58 Crimp-On
DC-FC79-2	RG-59 and RG-62 Crimp-On
DC-FC79-5	RG-6 Crimp-On
DC-FC79-10	RG-59 and RG-62 Teflon (Plenum) Crimp-On

# ADAPTERS - 75 OHMS

B

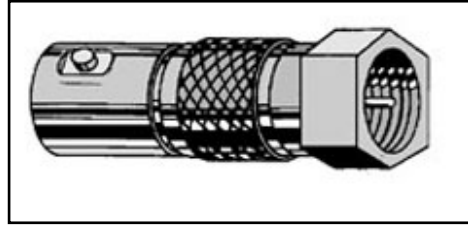
## FEMALE-FEMALE ADAPTER



ITEM #

DC-AD755

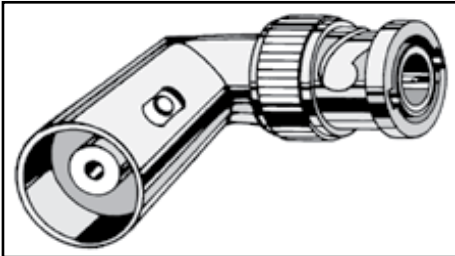
## BNC FEMALE TO "F" MALE



ITEM #

DC-AD702

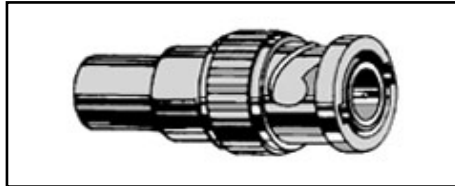
## FEMALE-MALE RIGHT ANGLE ADAPTER



ITEM #

DC-AD703

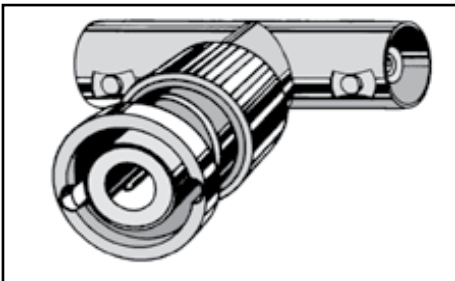
## BNC MALE TO RCA FEMALE



ITEM #

DC-AD715

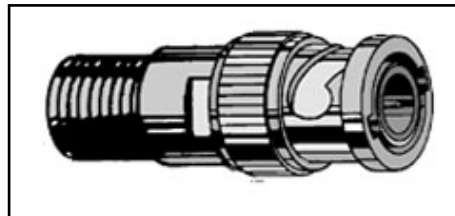
## FEMALE-MALE-FEMALE T-ADAPTER



ITEM #

DC-AD705

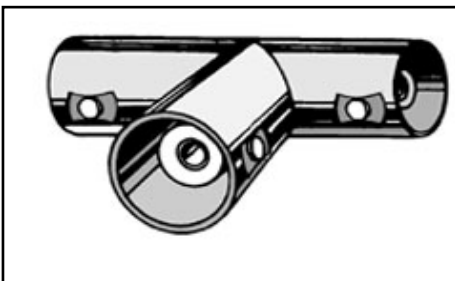
## "F" FEMALE TO BNC MALE



ITEM #

DC-AD716

## FEMALE-FEMALE-FEMALE T-ADAPTER

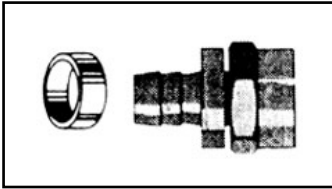


ITEM #

DC-AD706

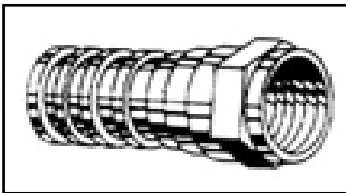
**B**

**“F” CONNECTOR WITH SEPARATE RING**



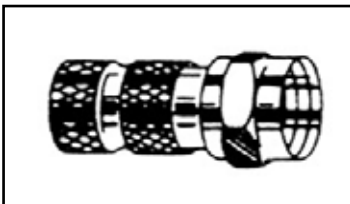
ITEM #	DESCRIPTION
DC-257150	RG-6 with Separate Crimp-On Ring

**“F” CONNECTORS WITH ATTACHED CRIMP-ON RING**



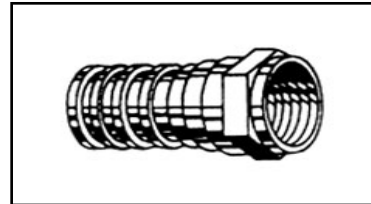
ITEM #	DESCRIPTION
DC-257030	RG-59 with Attached Crimp-On Ring
DC-257032	RG-6 with Attached Crimp-On Ring
DC-257046	RG-6 Plenum with Attached Crimp-On Ring
DC-257049	RG-59 Plenum with Attached Crimp-On Ring

**“F” CONNECTORS TWIST-ON**



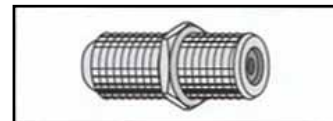
ITEM #	DESCRIPTION
DC-257121	RG-59 Twist-On
DC-257180	RG-6 Twist-On

**“F” CONNECTORS (QUAD SHIELD) WITH ATTACHED CRIMP-ON RING**



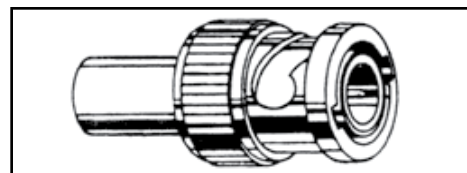
ITEM #	DESCRIPTION
DC-257031	RG-59 with Attached Crimp-On Ring
DC-257034	RG-6 with Attached Crimp-On Ring
DC-257191	RG-11 with Attached Crimp-On Ring

**“F” CONNECTOR DOUBLE FEMALE**



ITEM #	DESCRIPTION
DC-257200	In-Line Female Splice

**TERMINATORS**



ITEM #	DESCRIPTION
DC-88T-50	50 OHMS
DC-88T-75	75 OHMS
DC-88T-93	93 OHMS



## FEATURES

- Suitable for Coaxial Broadband Networks used in Video, Data, Telephone and other Communication Applications.
- Environmental Seal Protection Internal Neoprene O-Ring Sealed - 360° Radial Seal
- Precision Machined Annealed Brass
- Anti-Corrosion Nickel-Plated Finish
- Made with Delrin Insulators
- Quick and Easy Installation

## “F” MALE



ITEM #	DESCRIPTION
DC-CF59	RG-59
DC-CF59PLEN	RG-59 Plenum
DC-CF59PLENQ	RG-59 Plenum Quad
DC-CF6	RG-6
DC-CF6G	RG-6 Gold
DC-CF6PLEN	RG-6 Plenum
DC-CF6PLENQ	RG-6 Plenum Quad
DC-CF6Q	RG-6 Quad
DC-CF6QG	RG-6 Quad Gold

## BNC MALE



ITEM #	DESCRIPTION
DC-CBNM59	RG-59
DC-CBNM59PLEN	RG-59 Plenum
DC-CBNM59PLENQ	RG-59 Plenum Quad
DC-CBNM6	RG-6
DC-CBNM6G	RG-6 Gold
DC-CBNM6PLEN	RG-6 Plenum
DC-CBNM6PLENQ	RG-6 Plenum Quad
DC-CBNM6Q	RG-6 Quad
DC-CBNM6QG	RG-6 Quad Gold

B

**RCA MALE**



ITEM #	DESCRIPTION
DC-CRCAM59	RG-59
DC-CRCAM59PLEN	RG-59 Plenum
DC-CRCAM59PLENQ	RG-59 Plenum Quad
DC-CRCAM6	RG-6
DC-CRCAM6G	RG-6 Gold
DC-CRCAM6PLEN	RG-6 Plenum
DC-CRCAM6PLENQ	RG-6 Plenum Quad
DC-CRCAM6Q	RG-6 Quad
DC-CRCAM6QG	RG-6 Quad Gold

**RIGHT ANGLE**



ITEM #	DESCRIPTION
DC-CBNCRAM59	RG-59 Right Angle
DC-CBNCRAM59PLEN	RG-59 Plenum Right Angle
DC-CBNCRAM6	RG-6 Right Angle
DC-CBNCRAM6Q	RG-6 Quad Right Angle
DC-CBNCRAM6PLEN	RG-6 Plenum Right Angle

**“F”**

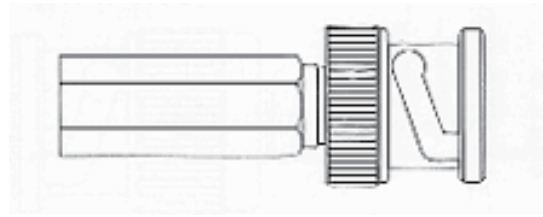


ITEM #	DESCRIPTION
DC-CF11	RG-11
DC-CF11PLEN	RG-11 Plenum

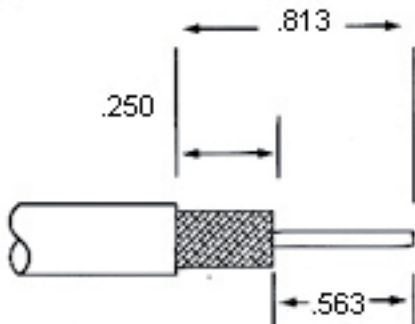
# ASSEMBLY INSTRUCTIONS

B

## 1 PIECE TWIST-ON



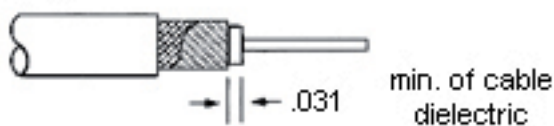
### Step 1



### Step 1

Strip cable as shown. Take care not to nick center conductor or outer braid.

### Step 2

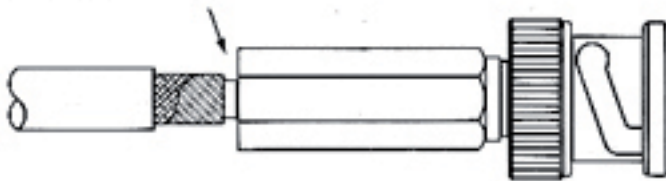


### Step 2

Twist outer braid in a clockwise direction so that at least 1/32" of cable dielectric is bared, and braided is left flat. (A stray or loose braid can cause a short.)

### Step 3

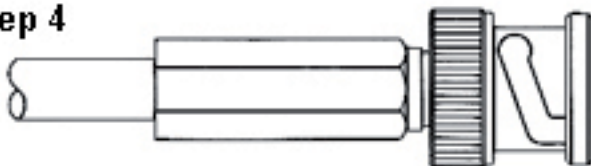
Back end of connector and cable dielectric flush, center conductor in place



### Step 3

Gently insert center conductor into back end of connector, "feeling" it into the guide hole. (If center conductor is NOT properly in place, about 1/8" of center conductor will show at the back end. Reinsert until cable dielectric reaches position shown in illustration.)

### Step 4



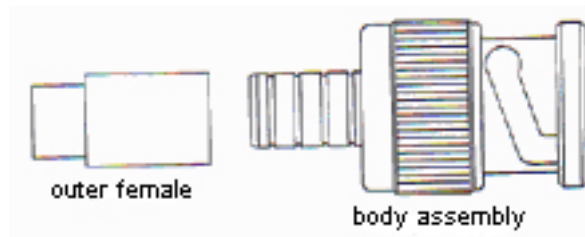
### Step 4

Push the cable firmly home until it meets resistance. Then screw threaded portion of the connector onto the cable in a clockwise direction until it stops. Make sure the braid is inside connector and cable is firmly attached. Assembly is complete.

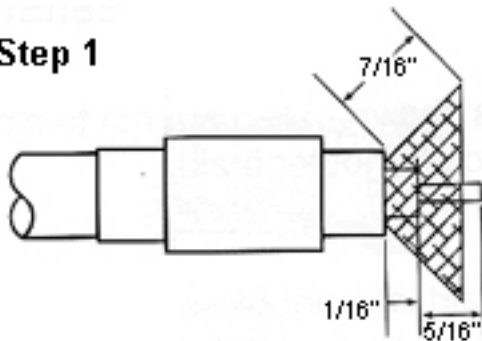
# ASSEMBLY INSTRUCTIONS

B

## 2 PIECE CRIMP-ON



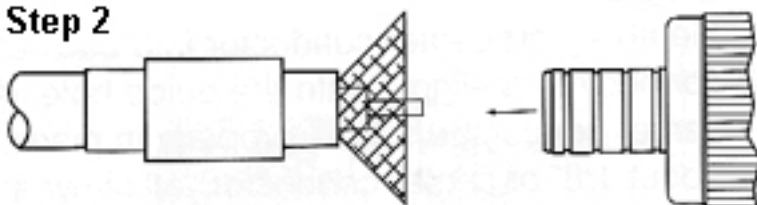
### Step 1



### Step 1

Strip cable jacket, braid and dielectric as shown. All cuts are to be sharp and square. IMPORTANT: Do not nick braid, dielectric, and/or center conductor. Slide outer ferrule onto cable as shown.

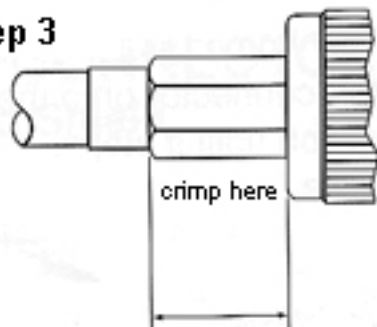
### Step 2



### Step 2

Slightly flare end of cable braid as shown to facilitate insertion of inner ferrule of connector. IMPORTANT: Do not comb out braid.

### Step 3



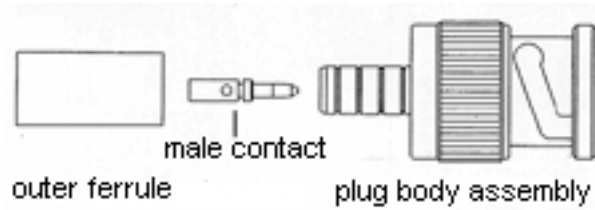
### Step 3

Insert cable assembly into body assembly so that inner ferrule portion slides under braid. Slide outer ferrule over braid and up against connector body. Crimp outer ferrule with  $.319''$  Hex Die over inner ferrule of connector. Do not crimp the tail of the ferrule onto the cable.

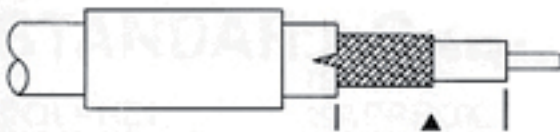
# ASSEMBLY INSTRUCTIONS

## 3 PIECE CRIMP-ON

B



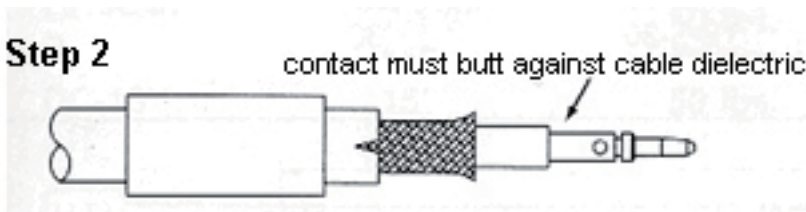
### Step 1



### Step 1

Strip cable jacket, braid and dielectric as shown. All cuts are to be sharp and square. **IMPORTANT:** Do not nick braid, dielectric, and/or center conductor. Slide outer ferrule onto cable as shown.

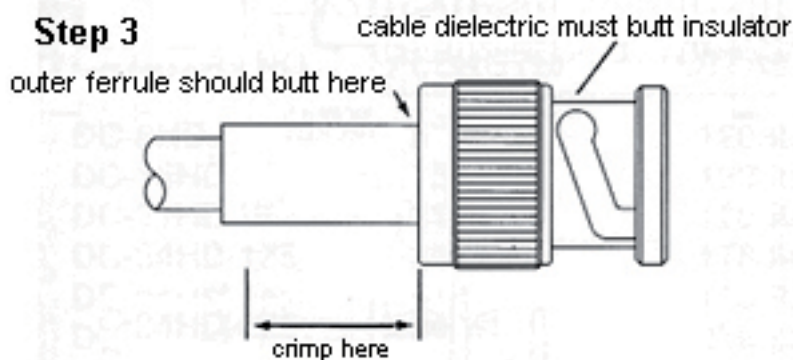
### Step 2



### Step 2

Slightly flare end of cable braid as shown to facilitate insertion of inner ferrule of connector. **IMPORTANT:** Do not comb out braid (▲). Crimp male contact on cable center conductor so that it butts against cable dielectric.


### Step 3



### Step 3

Insert cable assembly into body assembly so that inner ferrule portion slides under braid. Push cable assembly forward until contact snaps into place inside insulator. Slide outer ferrule over braid and up against connector body. Crimp outer ferrule.





# SECTION C

## Cat 5e and 6

Patch Panels .....	C-2
Keystone Jacks .....	C-4
In-line Couplers .....	C-6
Tools .....	C-7
Wallplates .....	C-7
Keystone Inserts.....	C-8
Plugs and Boots .....	C-9
Patch Cords.....	C-10



# PATCH PANELS

C



**DC-PP5e-12VB**

## CAT 5e PATCH PANELS, UTP

ITEM #	Description
DC-PP5e-12	12-ports, Cat 5e, 1.75"Hx19"L, flat type
DC-PP5e-16	16-ports, Cat 5e, 1.75"Hx19"L, flat type
DC-PP5e-24	24-ports, Cat 5e, 1.75"Hx19"L, flat type
DC-PP5e-48	48-ports, Cat 5e, 3.5"Hx19"L, flat type
DC-PP5e-12VB	12-ports, Cat 5e, 2.25"x10, Vertical, with 89D Bracket
DC-PP5e-12HB	12-ports, Cat 5e, 2.25"x10, Horizontal, with 89D Bracket
DC-PP5e-12HS	12-ports, Cat 5e, 2.25"x10, Horizontal, UTP, screw type

## CAT 6 PATCH PANELS, UTP

ITEM #	Description
DC-PP6-24	24-ports, Cat 6, UTP, w/metal supporting bar, 1.75"Hx19"
DC-PP6-48	48-ports, Cat 6, UTP w/metal supporting bar, 3.5"Hx19"
DC-PP6-12VB	12-ports, Cat 6, 2.25"x10", Vertical with 89D Bracket
DC-PP6-12HB	12-ports, Cat 6, 2.25"x10", Horizontal with 89D Bracket
DC-PP6-12HS	12-ports, Cat 6, 2.25"x10", Horizontal, screw type



**DC-PP6-24**



**DC-PP6-12HS**

# PATCH PANELS

## 10G SNAP-IN MULTIMEDIA PATCH PANEL

ITEM #	Description
DC-10GPP-24	24-ports, Snap-In Multimedia Patch Panel with 10G Keystone Jacks

## CAT 5e FULL SHIELDED PATCH PANELS

ITEM #	Description
DC-PPS5e-16	Cat 5e, Full Shielded Patch Panel, 16-ports
DC-PPS5e-24	Cat 5e, Full Shielded Patch Panel, 24-ports



## BLANK PATCH PANELS

ITEM #	Description
DC-PPB-16	19", 16-ports, unloaded, 1.75"Hx19"L
DC-PPB-8	10", 8-ports, unloaded, 1.75"Hx10"L

## KEYSTONE JACK SNAP-IN PATCH PANEL

ITEM #	Description
DC-PP5eSN-24	Cat 5e Snap In Patch Panel UTP, 24-ports
DC-PP5eSN-48	Cat 5e Snap In Patch Panel UTP, 48-ports
DC-PP6SN-24	Cat 6 Snap In Patch Panel, UTP, 24-ports
DC-PP6SN-48	Cat 6 Snap In Patch Panel, UTP, 48-ports



# KEYSTONE JACKS

## KEYSTONE JACKS

ITEM #	Description
DC-KJ5e90 *	Cat 5e Keystone Jack, 110/Krone, UTP, 90 degree*
DC-KJ5eHS90	Cat 5e Keystone Jack, 110/Krone, Half Shielded, 90 degree
DC-KJ5eFS90	Cat 5e Keystone Jack, 110/Krone, Full Shielded, 90 degree
DC-KJ5eFS18	C5e Keystone Jack, 110/Krone, Full Shielded, 180 degree
DC-KJ690 *	Cat 6 Keystone Jack, 110/Krone, UTP, 90 degree*
DC-KJ6S90	Cat 6 Keystone Jack, 110/Krone, Shielded, 90 degree
DC-KJ6S18	Cat 6 Keystone Jack, 110/Krone, Shielded, 180 degree
DC-KJ10G18	10G Keystone Jack, 110/Krone, Shielded, 180 degree

*\*Available in Black, White or Ivory*





# KEYSTONE JACKS

## KEYSTONE JACKS, TOOL LESS

ITEM #	Description
DC-KJ5eT90 *	Cat 5e Keystone Jack, Tool Less, UTP, 90 degree*
DC-KJ5eTS90	Cat 5e Keystone Jack, Tool Less, Shielded, 90 degree
DC-KJ6T90 *	Cat 6 Keystone Jack, Tool Less, UTP, 90 degree*
DC-KJ6TS90	Cat 6 Keystone Jack, Tool Less, Shielded, 90 degree
DC-KJ5eT18 **	Cat 5e Keystone Jack, Tool Less, UTP, 180 degree**
DC-KJ6T18 **	Cat 6 Keystone Jack, Tool Less, UTP, 180 degree**
DC-KJ5eTFS18	Cat 5e Keystone Jack, Tool Less, Full Shielded, 180 degree
DC-KJ6TFS18	Cat 6 Keystone Jack, Tool Less, Full Shielded, 180 degree
DC-KJ10GTFS18	10G Keystone Jack, Full Shielded, 180 degree

\*Available in Black or White

\*\*Available in White only



# IN LINE COUPLERS

## IN-LINE COUPLERS - Keystone Type

ITEM #	Description
DC-IC3	Cat 3 In-Line Coupler, Shielded (keystone type)
DC-IC5e *	Cat 5e In-Line Coupler, UTP (keystone type)*
DC-IC5eS	Cat 5e In-Line Coupler, Shielded (keystone type)
DC-IC6 *	Cat 6 In-Line Coupler, UTP (keystone type)*
DC-IC6S	Cat 6 In-Line Coupler, Shielded (keystone type)
DC-IC6A *	Cat 6A In-Line Coupler, UTP (keystone type)*
DC-IC6AS	Cat 6A In-Line Coupler, Die Casting, Shielded (keystone type)

*\*Available in Black or White*



DC-IC3



DC-IC6



DC-IC6S



DC-IC6A



DC-IC6AS

## IN-LINE COUPLERS

ITEM #.	Description
DC-IC5e2 *	Cat 5e In-Line Coupler, UTP*
DC-IC5eS2	Cat 5e In-Line Coupler, Shielded
DC-IC62 *	Cat 6 In-Line Coupler, UTP*
DC-IC6S2	Cat 6 In-Line Coupler, Shielded
DC-IC6A2 *	Cat 6A In-Line Coupler, UTP*

*\*Available in Black or White*



DC-IC62



DC-IC6S2



DC-IC6A2



# TOOLS AND WALL PLATES

## TOOLS

ITEM #	Description
DC-3140	Punch Down Tool w/ adjustable impact pressure for 110 termination
DC-3240	Punch Down Tool w/ adjustable impact pressure for Krone Type term
DC-3180	Simple Tool for 110 termination



## FLUSH MOUNTED WALL PLATES

ITEM #	Description
DC-WP1	Single Gang, 1 port
DC-WP3	Single Gang, 3 ports
DC-WP6	Single Gang, 6 ports



# KEYSTONE INSERTS

C



**DC-KIRCAG**

## RCA KEYSTONE INSERTS

ITEM #	Description
DC-KIRCAG	RCA adapter, female to female, gold plated



*\*Available with White, Red or Yellow band*



**DC-KIF**

## F-TYPE KEYSTONE INSERTS

ITEM #	Description
DC-KIF	F-type adapter



**DC-KIBNC**

## BNC KEYSTONE INSERTS

ITEM #	Description
DC-KIBNC	BNC adapter



# PLUGS AND BOOTS

## PLUGS

ITEM #.	Description
DC-5eP	RJ45 8P8C Plug, 50u", Cat 5e
DC-6P	RJ45 8P8C Plug, 50u", Cat 6



## BOOTS

ITEM #	Description
DC-Boot-R	Patch Cord Assembled Boot - Red
DC-Boot-G	Patch Cord Assembled Boot - Green
DC-Boot-B	Patch Cord Assembled Boot - Blue
DC-Boot-Y	Patch Cord Assembled Boot - Yellow
DC-Boot-W	Patch Cord Assembled Boot - White





# PATCH CORDS



C

Dolphin Cat 5e and 6 Patch Cords are available in a variety of lengths and colors. (See next page for an easy guide on how to order.)

## CAT 5e PATCH CORDS

ITEM #	Description
DC-5ePC-1	Cat 5e Patch Cord, Stranded, UTP, 24AWG, 1ft
DC-5ePC-5	Cat 5e Patch Cord, Stranded, UTP, 24AWG, 5ft
DC-5ePC-10	Cat 5e Patch Cord, Stranded, UTP, 24AWG, 10ft
DC-5ePC-15	Cat 5e Patch Cord, Stranded, UTP, 24AWG, 15ft
DC-5ePC-25	Cat 5e Patch Cord, Stranded, UTP, 24AWG, 25ft
DC-5ePC-40	Cat 5e Patch Cord, Stranded, UTP, 24AWG, 40ft
DC-5ePC-50	Cat 5e Patch Cord, Stranded, UTP, 24AWG, 50ft

**Colors available:**  
Red, Green, Blue,  
Yellow, White



# PATCH CORDS

## CAT 6 PATCH CORDS

ITEM #	Description
DC-6PC-1	Cat 6 Patch Cord, Stranded, UTP, 24AWG, 1ft
DC-6PC-5	Cat 6 Patch Cord, Stranded, UTP, 24AWG, 5ft
DC-6PC-10	Cat 6 Patch Cord, Stranded, UTP, 24AWG, 10ft
DC-6PC-15	Cat 6 Patch Cord, Stranded, UTP, 24AWG, 15ft
DC-6PC-25	Cat 6 Patch Cord, Stranded, UTP, 24AWG, 25ft
DC-6PC-40	Cat 6 Patch Cord, Stranded, UTP, 24AWG, 40ft
DC-6PC-50	Cat 6 Patch Cord, Stranded, UTP, 24AWG, 50ft

**Colors available:**  
Red, Green, Blue,  
Yellow, White

C

## HOW TO ORDER

Use the following formula to order the color you need:

*ITEM # (from above) + first letter of color*

## COLOR CODES


RED = R, GREEN = G, BLUE = B, YELLOW= Y, WHITE = W

## EXAMPLES

- To order a “1-foot piece of Cat 5e Patch Cord in Red”, order ITEM #: DC-5ePC-1-R
- To order a “25-foot piece of Cat 6 Patch Cord in Green”, order ITEM #: DC-6PC-25-G

Please refer to price book for availability of multipacks.





# SECTION D

## Cable Ties

Standard Cable Ties .....	D-3
Heavy Duty Cable Ties .....	D-3
Mounting Cable Ties .....	D-4
Identification Cable Ties .....	D-4
Cable Tie 4-Way Adhesive Mounts .....	D-5
Low Profile Cable Tie Holders .....	D-5
Plenum Rated Air Handling Ties .....	D-6
Stainless Steel Cable Ties .....	D-7
Cable Tie Cross Reference .....	D-8



# CABLE TIES

Dolphin Cable Ties are industry leaders. They are UL Recognized, RoHS compliant, and available in a variety of styles and colors including Natural, UV Black, and Plenum Rated. We also carry Stainless Steel ties, which are UL Listed.

Our nylon ties are made from high strength nylon and like all of our cable ties, are available in a variety of lengths. Each type of tie is designed with a self-locking head and we offer a variety of features, including screw mount heads and one piece identification tags.

Our UV Black ties are formulated to resist sunlight and are designed specifically for outdoor use. Like our standard and heavy duty nylon ties, we offer adhesive and screw mounts in UV Black as well.

Dolphin's Plenum Rated ties are self-extinguishing and resistant to abrasion and chemicals such as oils, greases, solvents, dilute acids and alkalis. Our Plenum Air-Handling ties are red for easy identification with a maximum operating temperature of 185°F (85°). Dolphin Plenum Rated Cable Ties are suitable for use in air-handling spaces per NFPA-1993; USA: National Electrical Code Sec. 300-22 (C) and (D); and, CANADA: Canadian Electrical Code Rules 12-010 (3), (4), and (5), and 12-20.


Our Stainless Steel models have a self-locking head and are made of 304 or 316 stainless steel. They are available in 100, 250, 450 and 800 pound tensile strengths. Dolphin's Stainless Steel ties are designed for use in corrosive environments and are suitable for direct burial.

D





# CABLE TIES



## STANDARD CABLE TIES (NYLON)

ITEM #	TENSILE STRENGTH	MAX BUNDLE DIAMETER (INCHES)	GOVT. DESIGN	QUANTITY/ PACK
DC-4	18 lbs.	5/8	MS3367-4	100
DC-6	18 lbs.	1-3/8	MS3367-4	100
DC-8-18	18 lbs.	2-1/8	MS3367-4	100
DC-6-30	40 lbs.	1-1/2	MS3367-5	100
DC-8-40	40 lbs.	1-7/8	MS3367-1	100
DC-8	50 lbs.	2	MS3367-1	100
DC-11	50 lbs.	2-3/4	MS3367-7	100
DC-15	50 lbs.	4-1/2	MS3367-2	100

STANDARD COLOR - NATURAL; see below for other colors available



## HEAVY DUTY CABLE TIES (NYLON)

ITEM #	TENSILE STRENGTH	MAX BUNDLE DIAMETER (INCHES)	GOVT. DESIGN	QUANTITY/ PACK
DC-8HD	120 lbs.	2	MS3367-3	100
DC-15HD	120 lbs.	4-1/4	MS3367-3	100
DC-21HD-175	175 lbs.	6-1/2	MS3367-3	100
DC-36HD-175	175 lbs.	10-1/2	MS3367-13	100
DC-48HD-175	175 lbs.	15	MS3367-16	100

STANDARD COLOR - NATURAL; see below for other colors available

**COLORS AVAILABLE:**



B-UV Black



BL-Blue



R-Red




OR-Orange



Y-Yellow



GY-Gray



GN-Green



# CABLE TIES



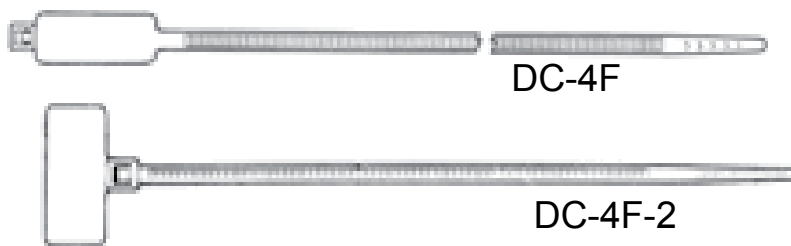
## MOUNTING CABLE TIES (NYLON)



ITEM #	TENSILE STRENGTH	MAX BUNDLE DIAMETER (INCHES)	QUANTITY/ PACK
DC-4H	18 lbs.	3/4	100
DC-6H	40 lbs.	1-1/2	100
DC-8H	50 lbs.	2	100
DC-11H	50 lbs.	3	100
DC-15H	50 lbs.	4	100
DC-15HHD	120 lbs.	2	100
DC-21HHD	120 lbs.	6	100

Available in Natural and UV Black

## IDENTIFICATION TIES (NYLON)



ITEM #	TENSILE STRENGTH	MAX BUNDLE DIAMETER (INCHES)	GOVT. DESIGN	QUANTITY/ PACK
DC-4F	18 lbs.	3/4	MS3368	100
DC-4F-2	18 lbs.	3/4	MS3368	100
DC-8F	50 lbs.	2	MS3368	100

Available in Natural and UV Black




# CABLE TIES



## CABLE TIE ADHESIVE MOUNTS (MOUNTING BASES: 4-WAY ENTRY)

ITEM #	TENSILE STRENGTH	COMPATIBLE CABLE TIE SIZES (INCHES)	SCREW SIZE	QUANTITY/PACK
DC-1/2M	30 lbs.	4	--	100
DC-3/4M	40 lbs.	4-6	#6	100
DC-1M	50 lbs.	4-15	#8	100
DC-1-1/2M	120 lbs.	8-21	#8	100
DC-2M	120 lbs.	8-21	#8	100

Available in Natural and UV Black



## LOW PROFILE CABLE TIE HOLDERS **UPDATED 3/30/2011**

ITEM #	TENSILE STRENGTH	COMPATIBLE CABLE TIE SIZES (INCHES)	SCREW SIZE	QUANTITY/PACK
DC-LPM-1	18-50 lbs.	4-11	#6	100
DC-LPM-2	18-50 lbs.	4-11	#6	1,000
DC-LPM-3	18-120 lbs.	4-21	#10	100
DC-LPM-4	18-120 lbs.	4-21	#10	1,000

Available in Natural




# CABLE TIES

## PLENUM RATED CABLE TIES

Made of high strength nylon, these ties are self-extinguishing and resistant to abrasion and chemicals such as oils, greases, solvents, dilute acids and alkalis.

Dolphin Plenum Rated Air-Handling ties are red (maroon) in color for easy identification. The maximum operating temperature is 185°F (85°).



D

- Dolphin Plenum Rated Cable Ties are suitable for use in air-handling spaces per NFPA-1993.
- USA: National Electrical Code Sec. 300-22 (C) and (D).
- CANADA: Canadian Electrical Code Rules 12-010 (3), (4), and (5), and 12-20.



ITEM #	NAED NO.	MAX BUNDLE DIAMETER (INCHES)	COLOR	MILITARY SPEC NO.	QUANTITY/PACKAGE
DC-4AH	21491	5/8	RED	MS3367-4	100
DC-4AHM	21491	5/8	RED	MS3367-4	1000
DC-8AH	21492	1-3/4	RED	MS3367-1	100
DC-8AHM	21492	1-3/4	RED	MS3367-1	1000
DC-11AH	21493	3	RED	MS3367-7	100
DC-11AHM	21493	3	RED	MS3367-7	1000
DC-15AH	21494	4	RED	MS3367-2	100
DC-15AHM	21494	4	RED	MS3367-2	1000
<b>SCREW MOUNT PLENUM RATED AIR HANDLING TIES</b>					
DC-8HAH	21495	2	RED	SCREW MOUNT	100
DC-8HAHM	21495	2	RED	SCREW MOUNT	1000

# CABLE TIES

## STAINLESS STEEL RATED CABLE TIES

ITEM #	Description
<b>100 LB TENSILE STRENGTH</b>	
DC-304SS5-100	304 Stainless Steel Cable Tie 5"
<b>250 LB TENSILE STRENGTH</b>	
DC-304SS8-250	304 Stainless Steel Cable Tie 8"
DC-304SS12-250	304 Stainless Steel Cable Tie 12"
DC-304SS14-250	304 Stainless Steel Cable Tie 14"
DC-304SS20-250	304 Stainless Steel Cable Tie 20"
DC-316SS5-250	316 Stainless Steel Cable Tie 5"
DC-316SS8-250	316 Stainless Steel Cable Tie 8"
DC-316SS12-250	316 Stainless Steel Cable Tie 12"
DC-316SS14-250	316 Stainless Steel Cable Tie 14"
DC-316SS20-250	316 Stainless Steel Cable Tie 20"
<b>450 LB TENSILE STRENGTH</b>	
DC-316SS8-450	316 Stainless Steel Cable Tie 8"
DC-316SS12-450	316 Stainless Steel Cable Tie 12"
DC-316SS14-450	316 Stainless Steel Cable Tie 14"
DC-316SS21-450	316 Stainless Steel Cable Tie 21"
DC-316SS27-450	316 Stainless Steel Cable Tie 27"
<b>800 LB TENSILE STRENGTH</b>	
DC-316SS18-800	316 Stainless Steel Cable Tie 18"
DC-316SS24-800	316 Stainless Steel Cable Tie 24"
DC-316SS30-800	316 Stainless Steel Cable Tie 30"



### FEATURES AND BENEFITS:

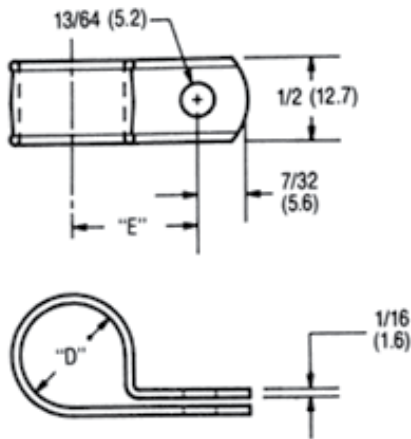
- UL Listed and RoHS Compliant
- Self-Locking Rollerball Head
- Chemical, radiation, oxidation and corrosion resistant, non-flammable, and durable in extreme temperature applications
- Designed to secure cables, wires, hoses, poles, pipes and more in all indoor and outdoor conditions, including harsh environments such as saltwater exposure and direct burial.
- High tensile strengths provide security and safety in heavy duty applications.
- Excellent formability with rounded edges and smooth surfaces. Unique tip design allows easy entry into the locking head for fast installation.
- Limitless applications for various industries including food processing, fire protection, agriculture, telecommunications and more.
- Apply by hand, or with Dolphin's Stainless Steel Hand Presser Tool (Product # DC-CTG-6)





# CABLE CLAMPS AND CLIPS

## CABLE CLAMPS



ITEM #	"D" Dia.	"E"	UNIT QTY.
DC-1/8N	1/8 (3.2)	21/64 (8.3)	100
DC-1/8NB	1/8 (3.2)	21/64 (8.3)	100
DC-3/16N	3/16 (4.8)	25/64 (9.9)	100
DC-3/16NB	3/16 (4.8)	25/64 (9.9)	100
DC-1/4N	1/4 (6.4)	27/64 (10.7)	100
DC-1/4NB	1/4 (6.4)	27/64 (10.7)	100
DC-5/16N	5/16 (7.9)	29/64 (11.5)	100
DC-5/16NB	5/16 (7.9)	29/64 (11.5)	100
DC-3/8N	3/8 (9.5)	31/64 (12.3)	100
DC-3/8NB	3/8 (9.5)	31/64 (12.3)	100
DC-1/2N	1/2 (12.7)	9/16 (14.3)	100
DC-1/2NB	1/2 (12.7)	9/16 (14.3)	100
DC-5/8N	5/8 (15.9)	5/8 (15.9)	100
DC-5/8NB	5/8 (15.9)	5/8 (15.9)	100
DC-3/4N	3/4 (19.1)	49/64 (19.4)	100
DC-3/4NB	3/4 (19.1)	49/64 (19.4)	100
DC-1N	1 (25.4)	29/32 (23.0)	100
DC-1NB	1 (25.4)	29/32 (23.0)	100

## CABLE CLIPS

ITEM #	SIZE	COLOR	UNIT QTY.
DCC-59W	RG-59	WHITE	100
DCC-59B	RG-59	UV BLACK	100
DCC-6W	RG-6	WHITE	100
DCC-6B	RG-6	UV BLACK	100



Dolphin cable clips are made from high grade molded plastic with high-dielectric strength. Zinc-plated to resist rusting.

For use with wood, concrete and brick.



**DCC-59**



# SECTION F

## Tools

Crimping Tools.....	F-2
Crimping Tool Kit .....	F-4
Cable Tie Guns.....	F-5



# CRIMPING TOOLS

## DC-4141 SUPER B-CONNECTOR RATCHET CRIMPING TOOL



ITEM #	DESCRIPTION	WIRE RANGE	ACCOMODATES
DC-4141	Super B Connector Ratchet Crimping Tool	24-16	DC-1000-P DC-100-P DC-1000-S DC-100-S

## DC-500F SUPER B-CONNECTOR MANUAL CRIMPING TOOL



ITEM #	DESCRIPTION	WIRE RANGE	ACCOMODATES
DC-500F	Super B Connector Manual Crimping Tool	24-16	DC-1000-P DC-100-P DC-1000-S DC-100-S

## DC-3800 COAX RATCHET CRIMPING TOOL (for 2-piece BNC connectors)



ITEM #	DESCRIPTION	CABLES ACCOMODATED
DC-3800	Coax Ratchet Crimping Tool (for 2-piece BNC connectors)	RG-58 RG-59 RG-62 RG-58 TFE

## DC-3802 COAX RATCHET CRIMPING TOOL (for 3-piece BNC connectors)



ITEM #	DESCRIPTION	CABLES ACCOMODATED
DC-3802	Coax Ratchet Crimping Tool (for 3-piece BNC connectors)	RG-58 RG-59 RG-62

## DC-3803 COAX RATCHET CRIMPING TOOL (for 2 and 3-piece BNC connectors)



ITEM #	DESCRIPTION	CABLES ACCOMODATED
DC-3803	Coax Ratchet Crimping Tool (for 2 and 3-piece BNC connectors)	RG-58 RG-59 RG-62 RG-58 TFE



# CRIMPING TOOLS

## DC-3900 UNIVERSAL CRIMPING TOOL



ITEM #	DESCRIPTION
DC-3900	UNIVERSAL CRIMPING TOOL WITH ADAPTERS FOR F, BNC AND RCA COMPRESSION CONNECTORS (RG-59, RG-6, RG-11)

**THIS PAGE UPDATED 3/15/2013**

F



# CRIMPING TOOL KIT

## COAXIAL CRIMPING TOOL KIT

ITEM #: DC-3804K

- UNIVERSAL COAX CRIMPING TOOL KIT
- CAPABLE OF CRIMPING 23 DIFFERENT NESTS
- REPLACES 7 INDIVIDUAL CRIMP TOOLS
- INCLUDES STRIPPER, CUTTER, SCREW DRIVER



### DC-3804K: COAXIAL CRIMPING TOOL KIT

TOOL NO.	DESCRIPTION	CRIMPING RG TYPE CABLE
DC-3800 DC-3802	.255, .213, .187, .068	55, 58, 59, 62, 140, 141, 142, 210, 223 174, 303, 400, Fiber Optic, Belden 8279
DC-3803	.319, .256, .213, .068	6, 59, 62, 140, 210, Belden 8279 55, 58, 141, 142, 223, 303, 400, Fiber Optic
DC-3805	.255, .213, .137, .100 .068, .043	59, 62, 8, 140, 210, Belden 8279 55, 58, 141, 142, 174, 223, 303, 400, Fiber Optic
DC-3806	.178, .151, .128, .078 .068, .042	122, 174, 179, 180, 187, 188, 195, Fiber Optic 178, 316, Belden 8218
DC-3807	.429, .128, .100	8, 9, 11, 87, 149, 165, 213, 214, 216, 225
<b>F CONNECTOR DIE (sold separately from kit)</b>		
DC-3808	F CONNECTOR DIE	.255, .320, .350

F

# CABLE TIE GUNS



## CTG-1

Cable tie tool designed for use with 18-50 lb. nylon cable ties. Neatly cuts off the excess strap against the cable tie head. Metal housing.



## CTG-2

Lightweight cable tie tool designed for use with 18-50 lb. nylon cable ties. Twist cut off design for easy handling. Plastic housing.



## CTG-3

Heavy duty cable tie tool designed for use with 18-50 lb. nylon cable ties. Equipped with an automatic and adjustable tension settings wheel, for accurate use in assembly applications. Plastic housing.



## CTG-4

Heavy duty cable tie tool designed for use with 120-175 lb. nylon cable ties. Manual dual-action trigger mechanism used to cut when desired tension is reached. Metal housing.




## CTG-5

Premium/heavy duty cable tie tool designed for use with 120-250 lb. nylon cable ties. Built in tension adjustment knob. Metal housing.

## CTG-6

Heavy duty cable tie tool designed for use with Dolphin Stainless Steel Cable Ties. Built in tension indicator.

F



# Jacks and Cords

Product Specifications.....	G-2
Installation Instructions.....	G-2
RJ31X Jacks and Cords.....	G-3



# JACKS AND CORDS



The RJ31X Jack provides a path of electronic alarm signals over the telephone line to a central monitoring company. This jack allows the alarm panel to take priority over all other telephone equipment on the same line.

## PRODUCT SPECIFICATIONS

- High Impact, Self-Extinguishing Plastic Housing, UL 94V-0 Rating
- Spring Wire Contacts: Phosphor bronze, plated with 50 micro-inches of hard gold over 100 micro-inches of nickel.
- Shorting Bar
- Wire Leads: 8-Conductor, color-coded 26 AWG stranded copper wire with PVC insulation.
- Steel Collar
- Steel Screws Dipped in Copper and Nickel Plating
- Double-Sided Adhesive Lined Sponge Tape
- Combination Mounting Screw
- Special Design Mounting Tabulation
- Meets FCC Requirements

G

## INSTALLATION INSTRUCTIONS

1. First, wire the RJ31X male plug to the alarm control panel by connecting the red and green wires to the outside phone line terminals, and the gray and brown wires to the inside telephone terminals.
2. Then, to install the jack itself, connect the:
  - a. Incoming line to terminals 4 and 5
  - b. Inside telephones to terminals 1 and 8
3. This enables the digital communicator to disconnect the inside telephones while it communicates with the central station.
4. Install a jumper wire between terminals 2 and 7, and then connect the blue and orange wires to a 24-hour tamper circuit inside the alarm control panel. This prevents deliberate or accidental removal of the male plug from the RJ31X Jack.



## RJ31X JACKS

ITEM #	DESCRIPTION
DC-3100	RJ31X Jack with Shorting Bar
DC-3112	RJ31X Jack with Shorting Bar and 2-FT 8-Conductor Line Cord with Spade Terminal Ends
DC-3142	RJ31X Jack with Shorting Bar and 2-FT 8-Conductor Line Cord, Modular Plug to Modular Plug

## LINE CORDS

ITEM #	DESCRIPTION
DC-3120	2-FT, 8-Conductor, 8 Pin RJ31X Line Cord / Spade Terminal Ends
DC-3122	2-FT, 8-Conductor, 8 Pin RJ31X Line Cord / Wire Pin Terminal Ends
DC-3170	7-FT, 8-Conductor, 8 Pin RJ31X Line Cord / Spade Terminal Ends
DC-3182	2-FT, 8-Conductor, 8 Pin RJ31X Line Cord / Modular Plug to Modular Plug
DC-3187	7-FT, 8-Conductor, 8 Pin RJ31X Line Cord / Modular Plug to Modular Plug





# TERMINAL BLOCKS

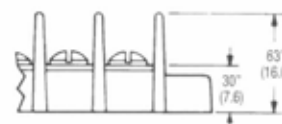
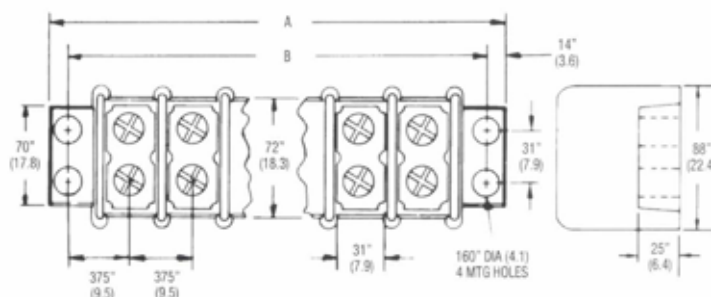
## DOUBLE ROW TERMINAL BLOCKS



ITEM #	NUMBER OF TERMINALS	FRACTION DIMENSION	
		A	B
TB-3-2	2	1-13/32	1-1/8
TB-3-3	3	1-25/32	1-1/2
TB-3-4	4	2-5/32	1-7/8
TB-3-5	5	2-17/32	2-1/4
TB-3-6	6	2-29/32	2-5/8
TB-3-7	7	3-9/32	3
TB-3-8	8	3-21/32	3-3/8
TB-3-9	9	4-13/32	3-3/4
TB-3-10	10	4-13/32	4-1/8
TB-3-11	11	4-25/32	4-1/2
TB-3-12	12	5-3/32	4-7/8
TB-3-13	13	5-17/32	5-1/4
TB-3-14	14	5-29/32	6-3/8
TB-3-15	15	6-9/32	6
TB-3-16	16	6-21/32	6-3/8

ITEM #	NUMBER OF TERMINALS	FRACTION DIMENSION	
		A	B
TB-3-17	17	7-1/32	6-3/4
TB-3-18	18	7-13/32	7-1/8
TB-3-19	19	7-25/32	7-1/2
TB-3-20	20	8-5/32	7-7/8
TB-3-21	21	8-17/32	8-1/4
TB-3-22	22	8-29/32	8-5/8
TB-3-23	23	9-9/32	9
TB-3-24	24	9-21/32	9-3/8
TB-3-25	25	10-1/32	9-3/4
TB-3-26	26	10-25/32	10-1/2
TB-3-27	27	10-5/32	10-7/8
TB-3-28	28	11-5/32	10-7/8
TB-3-29	29	11-17/32	11-1/4
TM-3-30	30	11-29/32	11-5/8

Construction:	High Barrier Closed-back
Terminal Centers:	.375" (3/8") / 9.5 mm
UL Current Ratings:	20 amps
Voltage Rating, rms	
Class B: Comm 1 equip	250
Class C: Gen 1 ind 1	150
CSA Certified	300 @ 20 amps
Withstand Volts, DC	10,500
Insulator Material:	Thermoplastic, Glass-filled UL Temp Index 100°C UL Flame Retardant Rating 94V-0 Color - Black
Terminal Screws:	No. 6-32 x 1/4" Binding Head Screws Zinc-plated steel
Number of Terminals	2-30







# WIRE MARKERS

Dolphin Wire Marker Books are available in 13 different styles which cover all commonly used legends. Select from books of solid numbers, letters, symbols, abbreviations, blank write-ons, self-laminating, or legend assortments. Our markers are made with durable Dupont Tyvek along with an acrylic adhesive and are top coated to prevent smearing. Text is printed in black gloss on a white background. Sheets easily bend and are perforated to allow for hassle free separation.



ITEM #	LEGEND	UNIT MARKERS/BOOK	UNIT QTY.
DCWM-1	0 - 9	45 MARKERS EACH	10
DCWM-2	A - Z, 0 - 15, +, -, /	10 MARKERS EACH	10
DCWM-3	1 - 45	10 MARKERS EACH	10
DCWM-4	1, 2, 3	150 MARKERS EACH	10
DCWM-6	T1, T2, T3	150 MARKERS EACH	10
DCWM-7	L1, L2, L3	150 MARKERS EACH	10
DCWM-8	1 - 15 16 - 90 A - Z, +, -, /, 0	6 MARKERS EACH 4 MARKERS EACH 2 MARKERS EACH	10 10 10
DCWM-10	46 - 90	10 MARKERS EACH	10
DCWM-12	1 - 33, A, B C, +, - T1, T2, T3 L1, L2, L3	10 MARKERS EACH 10 MARKERS EACH 10 MARKERS EACH 10 MARKERS EACH	10 10 10 10
DCWM-13	10 NEMA COLORS	45 MARKERS EACH	10
DCWM-14	BLANKS	450 MARKERS EACH	10
DCWM-25	SELF-LAMINATING WRITE-ON BLANKS 1" W X 2-1/2" L	60 MARKERS EACH	10
DCWM-30	SELF-LAMINATING WRITE-ON BLANKS 1" W X 5" L	30 MARKERS EACH	10



# SECTION J

## Wire Terminals

Solderless Terminal Construction/Technical Information .....	J-2
Numbering System .....	J-4
Decimal Equivalent Chart .....	J-5
Wire Gauge Conversion .....	J-5
Stud Size Chart .....	J-6
Ring Terminals.....	J-7, 10, 12
Spade Terminals.....	J-8, 10, 12
Block Spade Terminals.....	J-8, 10, 13
Flanged Spade Terminals.....	J-8, 11, 13
Large Spring Spade Terminals.....	J-9, 11, 13
Mini Spring Spade Terminals.....	J-9, 11, 13
Hook Terminals.....	J-9, 11, 14
Butt Connectors.....	J-14, 20
Window Butt Connectors (Mil-Spec).....	J-14
Close End Connectors.....	J-14
Parallel Connectors.....	J-15, 20
Oval Butt Connectors.....	J-15
Large Ring Terminals.....	J-16, 17-19
High Temperature Ring Terminals - 650°F .....	J-21
High Temperature Male Slip-Ons - 650°F.....	J-21
High Temperature Butt Connectors - 650°F .....	J-21
High Temperature Butt Connectors - 900°F .....	J-21
High Temperature Extreme Ring Terminals - 900°F .....	J-22
High Temperature Extreme Male Slip-Ons - 900°F .....	J-22
High Temperature Extreme Female Slip-Ons - 900°F .....	J-22
Female Disconnect Terminals .....	J-23
Male Disconnect Terminals.....	J-24
Fully Insulated Nylon Couplers.....	J-25
Fully Insulated Nylon Male and Female Disconnects.....	J-25
Fully Insulated Vinyl Female Disconnects .....	J-26
Piggy Back Slip-Ons.....	J-27
Flag Slip-Ons.....	J-27
3-Way Adapters .....	J-27
Male Bullets.....	J-28
Female Receptacles.....	J-29
Wire Pin Terminals.....	J-29
Male Tabs .....	J-29
Military Specifications .....	J-30
Solderless Terminal Picture Identification Chart.....	J-31
Heat Shrink Terminals .....	J-43
Tap Splices .....	J-44





# WIRE TERMINALS



## DOLPHIN'S QUALITY TERMINAL CONSTRUCTION

1. Constructed of pure Electrolytic Tough Pitch (ETP) Copper for highest conductivity; annealed to insure maximum installed strength.
2. Constructed in one, burr-free piece for maximum strength.
3. Electro-Tin plated for maximum corrosion resistance.
4. Wire range clearly stamped on each terminal for positive identification.
5. Constructed with open end to allow visual inspection of wire location before and after crimp.
6. Serrated with multiple "V" grooves for maximum holding power and current flow.
7. Approved color coding for easy wire size identification.
8. "Funnel Entry" design actually groups wire strands together for fast, easy, positive entry into terminal barrel. This eliminates wire strand hang-up and positions wire perfectly for a more positive crimp.
9. Defined "electrical crimp area" insures accurate conductor crimp.
10. "Mechanical/Insulation crimp area" relieves stress from electrical crimp and provides additional wire insulation support.
11. UL and CSA.

## TECHNICAL INFORMATION

1. All copper used in the production of Dolphin terminals is certified to Government specification #QQ-C-576.
2. The plating used on Dolphin terminals is certified to Government specification MIL-T-10727A.

### 3. INSULATION

PVC: Polyvinyl Chloride — B.F. Goodrich Geon 8702  
 Nylon: E.I. Dupont Zytel #101 (molded parts), Zytel #42 (extruded parts)

### 4. COLOR CODING

26-22 AWG Yellow	12-10 AWG Yellow	4 AWG Yellow
22-18 AWG Red	8 AWG Red	2 AWG Red
16-14 AWG Blue	6 AWG Blue	1/0 White
2/0 Blue	3/0 Yellow	4/0 Red
250 Blue		

	BARREL LENGTHS	STRIP LENGTHS
Standard or Long Barrel	.25	.3225
Short Barrel	.17	.2325

The Polyvinyl Chloride funnel entry insulators come in two forms. All standard or long barrel terminals are provided with an injection molded insulator, all other barrel lengths will have an extruded funnel entry PVC insulator.

# TERMINAL TYPES



Non-Insulated  
Butted Seam  
Barrel

N = non-insulated



Non-Insulated  
Brazed Barrel


Designed for maximum  
gripping strength

NB = non-insulated brazed barrel



High Temperature

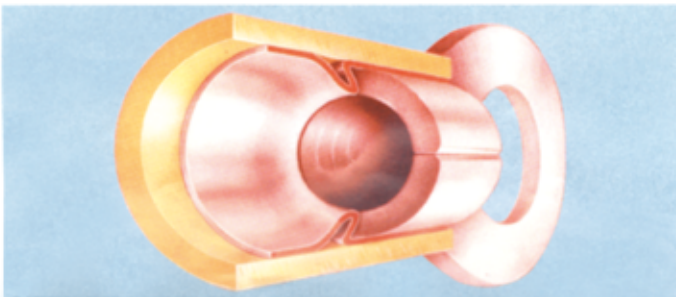
Nickel plated alloy steel.  
Temperature Rating:  
900° F (482° C) Intermittent  
HTE = 900° F Terminals  
HT = 650° F Terminals



Vinyl Insulated Funnel Entry

The Funnel Entry PVC Sleeve feature is the ultimate in insulation design. It ensures all strands enter the barrel smoothly and effortlessly. There is no wire strand hangup as wire is inserted.

F = Vinyl



Nylon Insulated Funnel Entry  
with Support Sleeve

The Funnel Entry Nylon with Support Sleeve feature is the ultimate in insulation design. It ensures all strands enter the barrel smoothly and effortlessly. There is no wire strand hangup as wire is inserted.

FGN = Support Sleeve Nylon

# NUMBERING SYSTEM

## WIRE TERMINAL NUMBERING SYSTEM

### EXAMPLE #1 - Item # R1610FGN

**R**

**16**

**10**

**FGN**

#### TONGUE STYLE

**R = RING**  
 S = SPADE  
 BS = BLOCK SPADE  
 SF = FLANGED SPADE  
 SS = MINI SPRING SPADE  
 SSL = LARGE SPRING SPADE  
 H = HOOK  
 HDR = HEAVY DUTY RING  
 B = BUTT  
 WB = WINDOW BUTT  
 SDB = STEP DOWN BUTT  
 OB = OVAL BUTT  
 P = PARALLEL  
 NP = NYLON PIGTAIL  
 3WR = 3 WAY RING  
 4WR = 4 WAY RING  
 KD = KNIFE DISCONNECT  
 HT = 650° TERMINALS  
 HTE = 900° TERMINALS  
 WP = WIRE PIN  
 MT = MALE TAB  
 MS = MILITARY SPEC  
 TLR = TUBULAR LARGE RING

#### WIRE SIZE

26	26-22
24	24-20
22	22-16
<b>16</b>	<b>16-14</b>
14	14-12
12	12-10
8	8
6	6
4	4
2	2
1	1
1/0	1/0
2/0	2/0
3/0	3/0
4/0	4/0
250	250MCM
300	300MCM
400	400MCM
500	500MCM

#### STUD SIZE

0	0
2	2
4	4
6	6
8	8
<b>10</b>	<b>10</b>
14	1/4
516	5/16
38	3/8
716	7/16
12	1/2
916	9/16
58	5/8
34	3/4
78	7/8
1	1

#### BARREL STYLE

N = NON-INSULATED (BUTTED SEAM)  
 NB = NON-INSULATED (BRAZED SEAM)  
 NT = NON-INSULATED (SEAMLESS)  
 NG = NON-INSULATED (W/WIRE GRIP)  
 F = VINYL INSULATED (BUTTED SEAM)  
 FB = VINYL INSULATED (BRAZED SEAM)  
 FT = VINYL INSULATED (SEAMLESS)  
 FN = NYLON INSULATED (BUTTED SEAM)  
**FBN = NYLON INSULATED (BRAZED SEAM)**  
 FNT = NYLON INSULATED (SEAMLESS)  
 L = LONG BARREL  
 FG = VINYL INSULATED WITH SUPPORT SLEEVE  
 FGN = NYLON INSULATED WITH SUPPORT SLEEVE

### EXAMPLE #2 - Item # FSO22187FA

**FSO**

**22**

**187**

**FA**

#### TONGUE STYLE

**FSO = FEMALE DISCONNECT**  
 MSO = MALE DISCONNECT  
 FISO = FEMALE INSULATED  
     SLIP ON (FULLY INSULATED)  
 MISO = MALE INSULATED  
     SLIP ON (FULLY INSULATED)  
 FINC = FEMALE INSULATED  
     NYLON COUPLER  
 MINC = MALE INSULATED  
     NYLON COUPLER  
 FLSO = FLAG DISCONNECT  
 PBSO = PIGGY BACK DISCONNECT  
 MFM = MALE FEMALE MALE DISCONNECT  
 DMP = DOUBLE MALE PLUG  
 DMSO = DOUBLE MALE SLIP ON  
 FC = FUSE CLIP  
 MP = MALE PLUG  
 FIR = FEMALE INSULATED RECEPTACLE  
 FR = FEMALE RECEPTACLE

#### WIRE SIZE

26	26-22
24	24-20
<b>22</b>	<b>22-16</b>
16	16-14
12	12-10

#### TAB SIZE

110	.110
125	.125
<b>187</b>	<b>.187</b>
205	.205
250	.250
375	.375
156	.156
157	.157
180	.180
197	.197

#### BARREL STYLE

N = NON-INSULATED (BUTTED SEAM)  
 NG = NON-INSULATED (W/WIRE GRIP)  
**F = VINYL INSULATED (BUTTED SEAM)**  
 FN = NYLON INSULATED (BUTTED SEAM)  
 FNG = NYLON INSULATED  
     (W/EXTRA SLEEVE ON BARREL ONLY)  
 FG = VINYL INSULATED W/SUPPORT SLEEVE  
 FGN = NYLON INSULATED W/SUPPORT SLEEVE  
**A = .020 (THICKNESS)**  
     = .032 (THICKNESS)

# CONVERSION CHARTS

## DECIMAL EQUIVALENT CHART

1/64	.015625
1/32	.03125
3/64	.046875
1/16	.0625
5/64	.078125
3/32	.09375
7/64	.109375
1/8	.125
9/64	.140625
5/32	.15625
11/64	.171875
3/16	.1875
13/64	.203125
7/32	.21875
15/64	.234375
1/4	.25

17/64	.265625
9/32	.28125
19/64	.296875
5/16	.3125
21/64	.328125
11/32	.34375
23/64	.359375
3/8	.375
25/64	.390625
13/32	.40625
27/64	.421875
7/16	.4375
29/64	.453125
15/32	.46875
31/64	.484375
1/2	.5

33/64	.515625
17/32	.53125
35/64	.546875
9/16	.5625
37/64	.578125
19/32	.59375
39/64	.609375
5/8	.625
41/64	.640625
21/32	.65625
43/64	.671875
11/16	.6875
45/64	.703125
23/32	.71875
47/64	.734375
3/4	.75

49/64	.765625
25/32	.78125
51/64	.796875
13/16	.8125
53/64	.828125
27/32	.84375
55/64	.859375
7/8	.875
57/64	.890625
29/32	.90625
59/64	.921875
15/16	.9375
61/64	.953125
31/32	.96875
63/64	.984375
1	1.

## WIRE GAUGE CONVERSION

















AWG	CMA	MM <sup>2</sup>
26-24	202 - 320	0.10 - 0.16
26-22	202 - 810	0.10 - 0.41
24-20	320 - 1290	0.16 - 0.65
22-18	509 - 2050	0.30 - 1.04
22-16	509 - 3260	0.30 - 1.65
20-16	1290 - 3260	0.65 - 1.65
18-14	1600 - 5180	0.81 - 2.62
16-14	2050 - 5180	1.04 - 2.62
14-12	3260 - 8230	1.65 - 4.17
12-10	5180 - 13,100	2.62 - 6.64
8	13,100 - 20,800	6.64 - 10.54
6	20,800 - 33,100	10.54 - 16.77
4	33,100 - 52,600	16.77 - 26.65
2	52,600 - 83,700	26.65 - 42.41
1/0	83,700 - 119,500	42.41 - 60.55
2/0	119,500 - 150,500	60.55 - 76.26
3/0	150,500 - 190,000	76.26 - 96.27
4/0	190,000 - 231,000	92.97 - 117.05
250 MCM	250000	127
300 MCM	300000	152
350 MCM	350000	177
400 MCM	400000	203
500 MCM	500000	253







# STUD SIZE CHART

## USE CHART TO SELECT PROPER SIZE TERMINAL

This chart shows dimensions of various studs and the corresponding terminal stud-hole sizes used with Dolphin Terminals.

Terminal stud-hole sizes may be easily checked by fitting sample terminal to black circle.

Stud Size	Stud Dia.	Minimum Terminal Hole Diameter
#0	.060 1.52	 .064 1.63
#1	.073 1.85	 .077 1.96
#2	.086 2.18	 .090 2.29
#3	.099 2.51	 .103 2.62
#4	.112 2.84	 .116 2.95
#5	.125 3.18	 .129 3.28
#6	.138 3.51	 .142 3.61
#8	.164 4.17	 .168 4.27
#10	.190 4.83	 .194 4.93
#12	.216 5.49	 .220 5.59
#14	.242 6.15	 .247 6.27
#1/4"	.250 6.35	 .260 6.6
#5/16"	.312 7.92	 .323 8.2
#3/8"	.375 9.53	 .385 9.78
#7/16"	.437 11.1	 .448 11.38
#1/2"	.500 12.7	 .510 12.95

Stud Size	Stud Dia.	Minimum Terminal Hole Diameter
5/8"	.625 15.88	
3/4"	.750 19.05	
7/8"	.875 22.23	
1"	1.00 25.4	
1-1/8"	1.125 28.58	
1-1/4"	1.250 31.75	



# WIRE TERMINALS

## RING TERMINALS

STUD SIZE	NON-INSULATED		YELLOW VINYL		YELLOW NYLON			
	W	C	N	L	FN	L	FGN	L
0	.14	.17	R260N	.41	R260FN	.60	R260FGN	.68
2	.14	.17	R262N	.41	R262FN	.60	R262FGN	.68
4	.20	.22	R264N	.50	R264FN	.68	R264FGN	.76
6	.20	.22	R266N	.50	R266FN	.68	R266FGN	.76
8	.25	.29	R268N	.59	R268FN	.77	R268FGN	.86
10	.25	.29	R2610N	.59	R2610FN	.77	R2610FGN	.86

\* For Brazed, add "B" to the end of Item #

UL CSA

**26-22**  
Wire Range  
.020 Thickness



## RING TERMINALS

STUD SIZE	NON-INSULATED		CLEAR NYLON			
	W	C	N	L	FGN	L
2	.28	.27	R242N	.59	R242FGN	.88
4	.28	.27	R244N	.59	R244FGN	.88
6	.28	.27	R246N	.59	R246FGN	.88
8	.28	.27	R248N	.59	R248FGN	.88
10	.28	.27	R2410N	.59	R2410FGN	.88

\* For Brazed, add "B" to the end of Item #

UL CSA

**24-20**  
Wire Range  
.023 Thickness



## RING TERMINALS

STUD SIZE	NON-INSULATED		RED VINYL		RED NYLON				
	W	C	N	L	F	L	FGN	L	
2	.22	.16	R222N	R222NB	.45	R222F	.73	R222FGN	.72
4	.22	.16	R224NL	R224NBL	.55	R224FL	.80	R224FGN	.72
4	.22	.16	R224N	R224NB	.45	R224F	.73	R224FGN	.72
6	.25	.32	R226NL-O	R226NBL-O	.73	R226FL-O	.97	R226FGN-O	.98
6	.28	.32	R226NL	R226NBL	.73	R226FL	.97	R226FGN	.99
6	.25	.32	R226N	R226NB	.62	R226F	.90	R226FGN	.99
8	.31	.32	R228NL	R228NBL	.75	R228FL	.99	R228FGN	.99
8	.28	.32	R228N	R228NB	.64	R228F	.92	R228FGN	.99
10	.31	.32	R2210NL	R2210NBL	.75	R2210FL	.92	R2210FGN	.99
10	.31	.32	R2210N	R2210NB	.66	R2210F	.93	R2210FGN	.99
1/4	.47	.44	R2214NL	R2214NBL	.94	R2214FL	1.20	R2214FGN	1.23
1/4	.47	.44	R2214N	R2214NB	.94	R2214F	1.13	R2214FGN	1.23
5/16	.47	.44	R22516NL	R22516NBL	.85	R22516FL	1.20	R22516FGN	1.23
5/16	.47	.44	R22516N	R22516NB	.85	R22516F	1.13	R22516FGN	1.23
3/8	.53	.44	R2238NL	R2238NBL	.97	R2238FL	1.22	R2238FGN	1.27
3/8	.53	.44	R2238N	R2238NB	.88	R2238F	1.16	R2238FGN	1.27

\* For Brazed, add "B" to the end of Item #

UL CSA



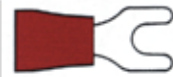
**22-16**  
Wire Range  
.032 Thickness





# WIRE TERMINALS

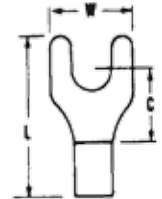
## SPADE TERMINALS

STUD SIZE			 NON-INSULATED NB (BRAZED)			 RED VINYL		 RED NYLON	
	W	C	N		L	F	L	FGN	L
2	.23	.26	S222N	S222NB	.63	S222F	.85	S222FGN	.85
4	.23	.26	S224N	S224NB	.63	S224F	.85	S224FGN	.85
6	.31	.28	S226NL	S226NBL	.71	S226FL	.94	S226FGN	.98
6	.31	.28	S226N	S226NB	.61	S226F	.89	S226FGN	.98
8	.31	.28	S228NL	S228NBL	.71	S228FL	.94	S228FGN	.98
8	.31	.28	S228N	S228NB	.61	S228F	.89	S228FGN	.98
10	.31	.28	S2210NL	S2210NBL	.71	S2210FL	.94	S2210FGN	.98
10	.31	.28	S2210N	S2210NB	.61	S2210F	.89	S2210FGN	.98
1/4	.43	.34	S2214N	S2214NB	.79	S2214F	1.00	S2214FGN	1.00




\* For Brazed, add "B" to the end of Item # UL CSA

## 22-16

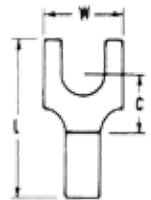
Wire Range  
.032 Thickness






## BLOCK SPADE TERMINALS

STUD SIZE			 NON-INSULATED NB (BRAZED)			 RED VINYL		 RED NYLON	
	W	C	N		L	F	L	FGN	L
6	.30	.19	BS226NL	BS226NBL	.58	BS226FL	.83	BS226FGN	.85
6	.30	.19	BS226N	BS226NB	.49	BS226F	.77	BS226FGN	.85
8	.31	.19	BS228NL	BS228NBL	.58	BS228FL	.83	BS228FGN	.85
8	.30	.19	BS228N	BS228NB	.49	BS228F	.77	BS228FGN	.85
10	.30	.19	BS2210NL	BS2210NBL	.58	BS2210FL	.83	BS2210FGN	.85
10	.30	.19	BS2210N	BS2210NB	.49	BS2210F	.77	BS2210FGN	.85

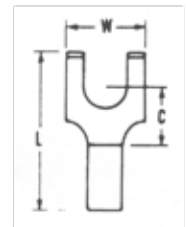
\* For Brazed, add "B" to the end of Item # UL CSA



## FLANGED SPADE TERMINALS

STUD SIZE			 NON-INSULATED NB (BRAZED)			 RED VINYL		 RED NYLON	
	W	C	N		L	F	L	FGN	L
2	.29	.19	SF222NL	SF222NBL	.60	SF222FL	.87	SF222FGN	.80
2	.29	.19	SF222N	SF222NB	.51	SF222F	.80	SF222FGN	.80
4	.29	.19	SF224NL	SF224NBL	.60	SF224FL	.87	SF224FGN	.80
4	.29	.19	SF224N	SF224NB	.51	SF224F	.80	SF224FGN	.80
6	.29	.19	SF226NL	SF226NBL	.60	SF226FL	.87	SF226FGN	.80
6	.29	.19	SF226N	SF226NB	.51	SF226F	.80	SF226FGN	.80
8	.29	.19	SF228NL	SF228NBL	.60	SF228FL	.87	SF228FGN	.80
8	.29	.19	SF228N	SF228NB	.51	SF228F	.80	SF228FGN	.80
10	.29	.19	SF2210NL	SF2210NBL	.60	SF2210FL	.87	SF2210FGN	.80
10	.29	.19	SF2210N	SF2210NB	.51	SF2210F	.80	SF2210FGN	.80

\* For Brazed, add "B" to the end of Item # UL CSA



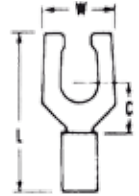
# WIRE TERMINALS

## LARGE SPRING SPADE TERMINALS

STUD SIZE	W	C	NON-INSULATED NB (BRAZED)			RED VINYL		RED NYLON FGN	
			N	NB (BRAZED)	L	F	L	FGN	L
6	.28	.26	SSL226NL	SSL226NBL	.67	SSL226FL	.96	SSL226FGN	.95
8	.28	.26	SSL228NL	SSL228NBL	.67	SSL228FL	.96	SSL228FGN	.95
10	.33	.26	SSL2210NL	SSL2210NBL	.67	SSL2210FL	.96	SSL2210FGN	.95

\* For Brazed, add "B" to the end of Item # UL CSA

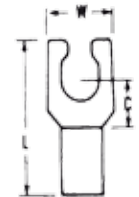
22-16  
Wire Range  
.032 Thickness



## MINI SPRING SPADE TERMINALS

STUD SIZE	W	C	NON-INSULATED NB (BRAZED)			RED VINYL		RED NYLON FGN	
			N	NB (BRAZED)	L	F	L	FGN	L
2	.18	.26	SS222NL	SS222NBL	.56	SS222FL	.85	SS222FGN	.84
4	.25	.26	SS224NL	SS224NBL	.56	SS224FL	.85	SS224FGN	.84
5	.25	.26	SS225NL	SS225NBL	.56	SS225FL	.85	SS225FGN	.84
6	.25	.26	SS226NL	SS226NBL	.56	SS226FL	.85	SS226FGN	.84
8	.28	.26	SS228NL	SS228NBL	.56	SS228FL	.85	SS228FGN	.84
10	.33	.26	SS2210NL	SS2210NBL	.60	SS2210FL	.89	SS2210FGN	.88

\* For Brazed, add "B" to the end of Item # UL CSA



## HOOK TERMINALS

STUD SIZE	W	C	NON-INSULATED NB (BRAZED)			RED VINYL		RED NYLON FGN	
			N	NB (BRAZED)	L	F	L	FGN	L
6	.31	.32	H226NL	H226NBL	.75	H226FL	1.01	H226FGN	.94
6	.31	.32	N226N	H226NB	.65	H226F	.94	H226FGN	.94
8	.31	.32	H228NL	H228NBL	.75	H228FL	1.01	H228FGN	.94
8	.31	.32	H228N	H228NB	.65	H228F	.94	H228FGN	.94
10	.31	.32	H2210NL	H2210NBL	.75	H2210FL	1.01	N2210FGN	.94
10	.31	.32	H2210N	H2210NB	.65	H2210F	.94	H2210FGN	.94

\* For Brazed, add "B" to the end of Item # UL CSA



# WIRE TERMINALS

## RING TERMINALS

**16-14**  
Wire Range  
.032 Thickness

STUD SIZE	W	C	NON-INSULATED NB (BRAZED)			BLUE VINYL		BLUE NYLON	
			N	L	F	L	FGN	L	
2	.25	.16	R162NL	R162NBL	.55	R162FL	.82	R162FGN	.74
2	.25	.16	R162N	R162NB	.45	R162F	.74	R162FGN	.74
4	.25	.16	R164NL	R164NBL	.55	R164FL	.82	R164FGN	.74
4	.25	.16	R164N	R164NB	.45	R164F	.74	R164FGN	.74
6	.25	.16	R166NL-0	R166NBL-0	.55	R166FL-0	.82	R166FGN-0	.74
6	.31	.28	R166NL	R166NBL	.71	R166FL	.96	R166FGN	.91
6	.31	.28	R166N	R166NB	.62	R166F	.91	R166FGN	.91
8	.31	.28	R168NL	R168NBL	.71	R168FL	.99	R168FGN	.91
8	.31	.28	R168N	R168NB	.62	R168F	.91	R168FGN	.91
10	.31	.28	R1610NL	R1610NBL	.71	R1610FL	.99	R1610FGN	.91
10	.31	.28	R1610N	R1610NB	.62	R1610F	.91	R1610FGN	.91
1/4	.46	.44	R1614NL	R1614NBL	.94	R1614FL	1.21	R1614FGN	1.13
1/4	.46	.44	R1614N	R1614NB	.84	R1614F	1.13	R1614FGN	1.13
5/16	.46	.44	R16516NL	R16516NBL	.94	R16516FL	1.21	R16516FGN	1.13
5/16	.46	.44	R16516N	R16516NB	.84	R16516F	1.13	R16516FGN	1.13
3/8	.53	.44	R1638NL	R1638NBL	.97	R1638FL	1.25	R1638FGN	1.17
3/8	.53	.44	R1638N	R1638NB	.88	R1638F	1.17	R1638FGN	1.17
1/2	.75	.57	R1612N	R1612NB	1.12	R1612F	1.34	R1612FGN	1.34

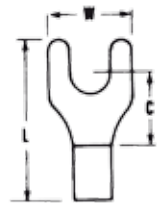
\* For Brazed, add "B" to the end of Item # UL CSA



## SPADE TERMINALS

STUD SIZE	W	C	NON-INSULATED NB (BRAZED)			BLUE VINYL		BLUE NYLON	
			N	L	F	L	FGN	L	
4	.23	.26	S164N	S164NB	.62	S164F	.84	S164FGN	.84
6	.38	.28	S166NL	S166NBL	.74	S166FL	1.01	S166FGN	.93
6	.38	.28	S166N	S166NB	.64	S166F	.93	S166FGN	.93
8	.38	.28	S168NL	S168NBL	.74	S168FL	1.01	S168FGN	.93
8	.38	.28	S168N	S168NB	.64	S168F	.93	S168FGN	.93
10	.38	.28	S1610NL	S1610NBL	.74	S1610FL	1.01	S1610FGN	.93
10	.38	.28	S1610N	S1610NB	.64	S1610F	.93	S1610FGN	.93
1/4	.47	.34	S1614N	S1614NB	.79	S1614F	1.00	S1614FGN	1.00

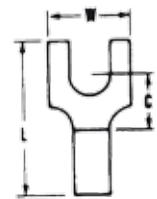
\* For Brazed, add "B" to the end of Item # UL CSA



## BLOCK SPADE TERMINALS

STUD SIZE	W	C	NON-INSULATED NB (BRAZED)			BLUE VINYL		BLUE NYLON	
			N	L	F	L	FGN	L	
4	.22	.38	BS164NL	BS164NBL	.76	BS164FL	1.04	BS164FGN	.95
4	.22	.38	BS164N	BS164NB	.67	BS164F	.96	BS164FGN	.95
6	.30	.19	BS166NL	BS166NBL	.58	BS166FL	.85	BS166FGN	.76
6	.30	.19	BS166N	BS166NB	.48	BS166F	.77	BS166FGN	.76
8	.30	.19	BS168NL	BS168NBL	.58	BS168FL	.85	BS168FGN	.76
8	.30	.19	BS168N	BS168NB	.48	BS168F	.77	BS168FGN	.76
10	.30	.19	BS1610NL	BS1610NBL	.58	BS1610FL	.85	BS1610FGN	.76
10	.30	.19	BS1610N	BS1610NB	.48	BS1610F	.77	BS1610FGN	.76

\* For Brazed, add "B" to the end of Item # UL CSA



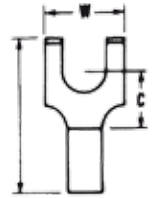
# WIRE TERMINALS

## FLANGED SPADE TERMINALS

16-14  
Wire Range  
.032 Thickness

STUD SIZE	W	C	NON-INSULATED NB (BRAZED)			BLUE VINYL		BLUE NYLON FGN	
			N	L	F	L	FGN	L	
6	.29	.19	SF166NL	SF166NBL	.60	SF166FL	.88	SF166FGN	.79
6	.29	.19	SF166N	SF166NB	.51	SF166F	.80	SF166FGN	.79
8	.29	.19	SF168NL	SF168NBL	.60	SF168FL	.88	SF168FGN	.79
8	.29	.19	SF168N	SF168NB	.51	SF168F	.80	SF168FGN	.79
10	.29	.19	SF1610NL	SF1610NBL	.60	SF1610FL	.88	SF1610FGN	.79
10	.29	.19	SF1610N	SF1610NB	.51	SF1610F	.80	SF1610FGN	.79

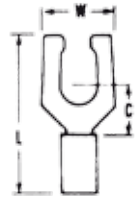
\* For Brazed, add "B" to the end of Item # UL CSA



## LARGE SPRING SPADE TERMINALS

STUD SIZE	W	C	NON-INSULATED NB (BRAZED)			BLUE VINYL		BLUE NYLON FGN	
			N	L	F	L	FGN	L	
6	.28	.26	SSL166NL	SSL166NBL	.67	SSL166FL	.96	SSL166FGN	.95
8	.28	.26	SSL168NL	SSL168NBL	.67	SSL168FL	.96	SSL168FGN	.95
10	.33	.26	SSL1610NL	SSL1610NBL	.67	SSL1610FL	.96	SSL1610FGN	.95

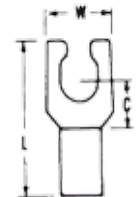
\* For Brazed, add "B" to the end of Item # UL CSA



## MINI SPRING SPADE TERMINALS

STUD SIZE	W	C	NON-INSULATED NB (BRAZED)			BLUE VINYL		BLUE NYLON FGN	
			N	L	F	L	FGN	L	
5	.25	.26	SS165NL	SS165NBL	.56	SS165FL	.85	SS165FGN	.84
6	.25	.26	SS166NL	SS166NBL	.56	SS166FL	.85	SS166FGN	.84
8	.28	.26	SS168NL	SS168NBL	.56	SS168FL	.85	SS168FGN	.84
10	.33	.26	SS1610NL	SS1610NBL	.60	SS1610FL	.89	SS1610FGN	.88

\* For Brazed, add "B" to the end of Item # UL CSA



## HOOK TERMINALS

STUD SIZE	W	C	NON-INSULATED NB (BRAZED)			BLUE VINYL		BLUE NYLON FGN	
			N	L	F	L	FGN	L	
6	.31	.28	H166NL	H166NBL	.71	H166FL	.99	H166FGN	.91
6	.31	.28	H166N	H166NB	.62	H166F	.91	H166FGN	.91
8	.31	.28	H168NL	H168NBL	.71	H168FL	.99	H168FGN	.91
8	.31	.28	H168N	H168NB	.62	H168F	.91	H168FGN	.91
10	.31	.28	H1610NL	H1610NBL	.71	H1610FL	.99	N1610FGN	.91
10	.31	.28	H1610N	H1610NB	.62	H1610F	.91	H1610FGN	.91

\* For Brazed, add "B" to the end of Item # UL CSA





# WIRE TERMINALS

## 12-10

Wire Range  
.040 Thickness

### RING TERMINALS

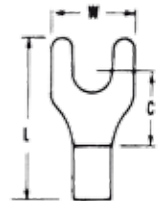
STUD SIZE	W	C	NON-INSULATED			YELLOW VINYL		YELLOW NYLON	
			N	NB (BRAZED)	L	F	L	FGN	L
4	.28	.27	R124N	R124NB	.68	R124F	1.02	R124FGN	1.03
6	.37	.28	R126N	R126NB	.74	R126F	1.07	R126FGN	1.09
8	.37	.28	R128N	R128NB	.74	R128F	1.07	R128FGN	1.09
10	.37	.28	R1210N	R1210NB	.74	R1210F	1.07	R1210FGN	1.09
1/4	.52	.47	R1214N	R1214NB	1.01	R1214F	1.33	R1214FGN	1.35
5/16	.52	.47	R12516N	R12516NB	1.01	R12516F	1.33	R12516FGN	1.35
3/8	.59	.50	R1238N	R1238NB	1.07	R1238F	1.39	R1238FGN	1.41
7/16	.71	.50	R12716N	R12716NB	1.13	R12716F	1.46	R12716FGN	1.47
1/2	.71	.50	R1212N	R1212NB	1.13	R1212F	1.46	R1212FGN	1.47



\* For Brazed, add "B" to the end of Item # UL CSA

### SPADE TERMINALS

STUD SIZE	W	C	NON-INSULATED			YELLOW VINYL		YELLOW NYLON	
			N	NB (BRAZED)	L	F	L	FGN	L
6	.38	.27	S126N	S126NB	.73	S126F	1.07	S126FGN	1.06
8	.38	.27	S128N	S128NB	.73	S128F	1.07	S128FGN	1.06
10	.38	.27	S1210N	S1210NB	.73	S1210F	1.07	S1210FGN	1.06
1/4	.35	.47	S1214N	S1214NB	.99	S1214F	1.29	S1214FGN	1.29






\* For Brazed, add "B" to the end of Item # UL CSA



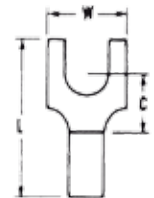
# WIRE TERMINALS

## BLOCK SPADE TERMINALS




STUD SIZE			 NON-INSULATED NB (BRAZED)			 YELLOW VINYL		 YELLOW NYLON	
	W	C	N	L	F	L	FGN	L	
6	.31	.27	BS126N	BS126NB	.76	BS126F	1.10	BS126FGN	1.10
8	.31	.27	BS128N	BS128NB	.76	BS128F	1.10	BS128FGN	1.10
10	.31	.27	BS1210N	BS1210NB	.76	BS1210F	1.10	BS1210FGN	1.10

\* For Brazed, add "B" to the end of Item # UL CSA

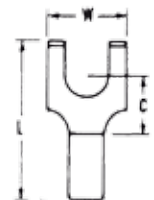
**12-10**  
Wire Range  
.040 Thickness






## FLANGED SPADE TERMINALS

STUD SIZE			 NON-INSULATED NB (BRAZED)			 YELLOW VINYL		 YELLOW NYLON	
	W	C	N	L	F	L	FGN	L	
6	.38	.25	SF126N	SF126NB	.74	SF126F	1.08	SF126FGN	1.07
8	.38	.25	SF128N	SF128NB	.74	SF128F	1.08	SF128FGN	1.07
10	.38	.25	SF1210N	SF1210NB	.74	SF1210F	1.08	SF1210FGN	1.07

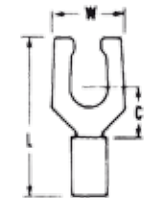
\* For Brazed, add "B" to the end of Item # UL CSA






## LARGE SPRING SPADE TERMINALS

STUD SIZE			 NON-INSULATED NB (BRAZED)			 YELLOW VINYL		 YELLOW NYLON	
	W	C	N	L	F	L	FGN	L	
6	.31	.26	SSL126N	SSL126NB	.78	SSL126F	1.13	SSL126FGN	1.12
8	.31	.26	SSL128N	SSL128NB	.78	SSL128F	1.13	SSL128FGN	1.12
10	.33	.26	SSL1210N	SSL1210NB	.78	SSL1210F	1.13	SSL1210FGN	1.12
1/4	.45	.26	SSL1214N	SSL1214NB	.78	SSL1214F	1.13	SSL1214FGN	1.12

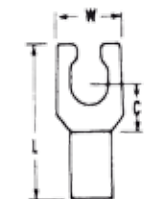
\* For Brazed, add "B" to the end of Item # UL CSA



## MINI SPRING SPADE TERMINALS

STUD SIZE			 NON-INSULATED NB (BRAZED)			 YELLOW VINYL		 YELLOW NYLON	
	W	C	N	L	F	L	FGN	L	
5	.25	.26	SS125N	SS125NB	.65	SS125F	.99	SS125FGN	.99
6	.25	.26	SS126N	SS126NB	.65	SS126F	.99	SS126FGN	.99
8	.28	.26	SS128N	SS128NB	.65	SS128F	.99	SS128FGN	.99
10	.33	.26	SS1210N	SS1210NB	.70	SS1210F	1.05	SS1210FGN	1.04

\* For Brazed, add "B" to the end of Item # UL CSA



# WIRE TERMINALS

## HOOK TERMINALS

STUD SIZE	W	C	NON-INSULATED NB (BRAZED)			YELLOW VINYL		YELLOW NYLON	
			N	NB (BRAZED)	L	F	L	FGN	L
6	.38	.28	H126N	H126NB	.74	H126F	1.08	H126FGN	1.08
8	.38	.28	H128N	H128NB	.74	H128F	1.08	H128FGN	1.08
10	.38	.28	H1210N	H1210NB	.74	H1210F	1.08	H1210FGN	1.08

B\* UL CSA

**12-10**  
Wire Range  
.040 Thickness

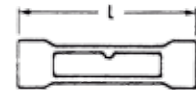


## BUTT CONNECTORS

WIRE SIZE	NON-INSULATED			VINYL			NYLON		INSUL. COLOR
	N	NB/NT	L	F	FB	L	FN/FNT	L	
22-16	B2216N	B2216NB	.58	B2216F	B2216FB	1.04	B2216FN	1.05	RED
16-14	B1614N	B1614NB	.58	B1614F	B1614FB	1.04	B1614FN	1.07	BLUE
12-10	B1210N	B1210NB	.74	B1210F	B1210FB	1.23	B1210FN	1.23	YELLOW

B\* UL CSA

**22-10**  
Wire Range  
.032 Thickness



NT: Seamless  
NB: Brazed

## WINDOW BUTT CONNECTORS (MIL-SPEC)

WIRE SIZE	NON-INSULATED		NYLON		INSUL. COLOR
	NG	L	FGN	L	
26-24	WB2624NG	.66	WB2624FGN	.86	YELLOW
24-20	WB2420NG	.73	WB2420FGN	.98	CLEAR
22-16	WB2216NG	.84	WB2216FGN	1.16	RED
16-14	WB1614NG	.86	WB1614FGN	1.16	BLUE
12-10	WB1210NG	1.27	WB1210FGN	1.57	YELLOW

B\* UL CSA

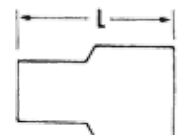
**26-10**  
Wire Range  
.032 Thickness



## CLOSED END CONNECTORS

WIRE RANGE	NYLON INSULATION			UL CSA	
	F	INSULATION	INSERT	L	
22-16	NP2216	NYLON	COPPER	.73	
22-14	NP2214	NYLON	COPPER	.73	
18-10	NP1810	NYLON	COPPER	.81	
18-8	NP188	NYLON	COPPER	1.09	

**22-8**  
Wire Range  
.032 Thickness



\* Add "B" for brazed to catalog number

# WIRE TERMINALS

## 26-10

Wire Range  
.032 Thickness

### PARALLEL CONNECTORS

WIRE SIZE	NON-INSULATED (BRAZED)			VINYL			NYLON			INSUL. COLOR
	N	NB	L	F	FB	L	FN	L		
26-24	P2624N	P2624NB	.21	P2624F	P2624FB	.26	P2624FN	.26	YELLOW	
22-16	P2216N	P2216NB	.33	P2216F	P2216FB	.76	P2216FN	.76	RED	
16-14	P1614N	P1614NB	.33	P1614F	P1614FB	.76	P1614FN	.76	BLUE	
12-10	P1210N	P1210NB	.33	P1210F	P1210FB	.83	P1210FN	.83	YELLOW	



UL CSA

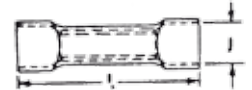
### OVAL BUTT CONNECTORS

WIRE RANGE	NYLON		INSUL. COLOR
	F	L	
22-16	OB2216F	1.04	RED
16-14	OB1614F	1.04	BLUE
12-10	OB1210F	1.23	YELLOW

UL CSA

## 22-10

Wire Range  
.032 Thickness

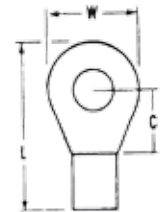


# WIRE TERMINALS

## RING TONGUE TERMINALS

STUD SIZE			NON-INSULATED (BRAZED)		RED VINYL		RED NYLON	
	W	C	NB	L	F	L	FN	L
8	.38	.39	R88NB	.90	R88F	1.23	R88FN	1.23
10	.38	.39	R810NB	.90	R810F	1.23	R810FN	1.23
10	.47	.39	R810NBW	.95	R810FW	1.28	R810FNW	1.28
1/4	.47	.39	R814NB	.95	R814F	1.28	R814FN	1.28
1/4	.59	.57	R814NBW	1.20	R814FW	1.53	R814FNW	1.53
5/16	.59	.57	R8516NB	1.20	R8516F	1.53	R8516FN	1.53
3/8	.59	.57	R838NB	1.20	R838F	1.53	R838FN	1.53
1/2	.88	1.00	R812NB	1.76	R812F	2.09	R812FN	2.09
1/2	1.25	1.00	R812NBW	1.95	R812FW	2.28	R812FNW	2.28
5/8	1.25	1.00	R858NB	1.95	R858F	2.28	R858FN	2.28
3/4	1.25	1.00	R834NB	1.95	R834F	2.28	R834FN	2.28

**8**  
AWG  
.045 Thickness



UL CSA

## RING TONGUE TERMINALS

STUD SIZE			NON-INSULATED (BRAZED)		BLUE VINYL		BLUE NYLON	
	W	C	NB	L	F	L	FN	L
10	.47	.54	R610NB	1.18	R610F	1.62	R610FN	1.62
1/4	.47	.54	R614NB	1.18	R614F	1.62	R614FN	1.62
1/4	.63	.54	R614NBW	1.26	R614FW	1.70	R614FNW	1.70
5/16	.63	.54	R6516NB	1.26	R6516F	1.70	R6516FN	1.70
3/8	.63	.54	R638NB	1.26	R638F	1.70	R638FN	1.70
7/16	.63	.54	R6716NB	1.26	R6716F	1.70	R6716FN	1.70
1/2	.88	1.00	R612NB	1.85	R612F	2.28	R612FN	2.28
5/8	.88	1.00	R658NB	1.85	R658F	2.28	R658FN	2.28
3/4	1.18	1.00	R634NB	1.90	R634F	2.36	R634FN	2.36

**6**  
AWG  
.057 Thickness



UL CSA

## RING TONGUE TERMINALS

STUD SIZE			NON-INSULATED (BRAZED)		YELLOW VINYL		YELLOW NYLON	
	W	C	NB	L	F	L	FN	L
10	.66	.50	R410NB	1.30	R410F	1.75	R410FN	1.75
1/4	.66	.50	R414NB	1.30	R414F	1.81	R414FN	1.81
5/16	.66	.50	R4516NB	1.30	R4516F	1.81	R4516FN	1.81
3/8	.66	.50	R438NB	1.30	R438F	1.81	R438FN	1.81
7/16	.66	.50	R4716NB	1.30	R4716F	1.81	R4716FN	1.81
1/2	.88	1.00	R412NB	1.90	R412F	1.90	R412FN	2.41
1/2	1.25	1.00	R412NBW	2.10	R412FW	2.60	R412FNW	2.60
5/8	.88	1.00	R458NB	1.90	R458F	1.90	R458FN	2.41
5/8	1.25	1.00	R458NBW	2.10	R458FW	2.41	R458FNW	2.41
3/4	1.25	1.00	R434NB	2.10	R434F	2.60	R434FN	2.60

**4**  
AWG  
.068 Thickness



UL CSA

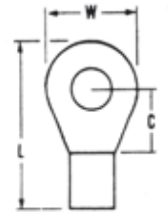
# WIRE TERMINALS

## RING TONGUE TERMINALS

STUD SIZE	W	C	NON-INSULATED		RED VINYL		RED NYLON	
			NB (BRAZED)	L	F	L	FN	L
10	.60	.60	R210NB	1.45	R210F	1.97	R210FN	1.97
1/4	.60	.60	R214NB	1.45	R214F	1.97	R214FN	1.97
5/16	.70	.60	R2516NB	1.50	R2516F	2.02	R2516FN	2.02
3/8	.70	.60	R238NB	1.50	R238F	2.02	R238FN	2.02
3/8	.81	.60	R238NBW	1.55	R238FW	2.07	R238FNW	2.02
7/16	.81	.60	R2716NB	1.55	R2716F	2.07	R2716FN	2.07
1/2	.81	.60	R212NB	1.55	R212F	2.07	R212FN	2.07
9/16	1.18	.96	R2916NB	2.06	R2916F	2.60	R2916FN	2.60
5/8	1.18	.96	R258NB	2.06	R258F	2.60	R258FN	2.60
3/4	1.18	.96	R234NB	2.06	R234F	2.06	R234FN	2.60

UL CSA

2  
AWG  
.045 Thickness

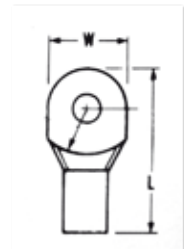


## RING TONGUE TERMINALS

STUD SIZE	W	C	NON-INSULATED		WHITE VINYL		WHITE NYLON	
			NB (BRAZED)	L	F	L	FN	L
1/4	.88	.58	R1/014NB	1.93	R1/014F	2.58	R1/014FN	2.49
5/16	.88	.58	R1/0516NB	1.93	R1/0516F	2.58	R1/0516FN	2.49
3/8	.88	.58	R1/038NB	1.93	R1/038F	2.58	R1/038FN	2.49
7/16	.88	.58	R1/0716NB	1.93	R1/0716F	2.58	R1/0716FN	2.49
1/2	.88	.58	R1/012NB	1.93	R1/012F	2.58	R1/012FN	2.49
9/16	1.26	.90	R1/0916NB	2.25	R1/0916F	2.94	R1/0916FN	2.94
5/8	1.26	.90	R1/058NB	2.25	R1/058F	2.94	R1/058FN	2.94
3/4	1.26	.90	R1/034NB	2.25	R1/034F	2.94	R1/034FN	2.94
7/8	1.26	.90	R1/078NB	2.25	R1/078F	2.94	R1/078FN	2.94

UL CSA

1/0  
Wire Range  
.060 Thickness

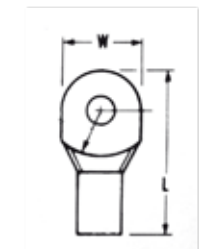


## RING TONGUE TERMINALS

STUD SIZE	W	C	NON-INSULATED		BLUE VINYL		BLUE NYLON	
			NB (BRAZED)	L	F	L	FN	L
1/4	.88	.53	R2/014NB	1.93	R2/014F	2.63	R2/014FN	2.63
5/16	.88	.53	R2/0516NB	1.93	R2/0516F	2.63	R2/0516FN	2.63
3/8	.88	.53	R2/038NB	1.93	R2/038F	2.63	R2/038FN	2.63
7/16	.88	.53	R2/0716NB	1.93	R2/0716F	2.63	R2/0716FN	2.63
1/2	.88	.53	R2/012NB	1.93	R2/012F	2.63	R2/012FN	2.63
9/16	1.26	1.08	R2/0916NB	2.46				
5/8	1.26	1.08	R2/058NB	2.46				
3/4	1.26	1.08	R2/034NB	2.46				
7/8	1.26	1.08	R2/078NB	2.46				

UL CSA

2/0  
Wire Range  
.075 Thickness





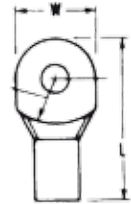
# WIRE TERMINALS

## RING TONGUE TERMINALS

STUD SIZE	NON-INSULATED (BRAZED)		YELLOW VINYL		YELLOW NYLON			
	W	C	NB	L	F	L	FN	L
1/4	.93	.53	R3/014NB	1.97	R3/014F	2.71	R3/014FN	2.71
5/16	.93	.53	R3/0516NB	1.97	R3/0516F	2.71	R3/0516FN	2.71
3/8	.93	.53	R3/038NB	1.97	R3/038F	2.71	R3/038FN	2.71
7/16	.93	.53	R3/0716NB	1.97	R3/0716F	2.71	R3/0716FN	2.71
1/2	.93	.53	R3/012NB	1.97	R3/012F	2.71	R3/012FN	2.71
9/16	1.26	1.08	R3/0916NB	2.46				
5/8	1.26	1.08	R3/058NB	2.46				
3/4	1.26	1.08	R3/034NB	2.46				
7/8	1.26	1.08	R3/078NB	2.46				

### 3/0

Wire Range  
.083 Thickness



UL CSA

## RING TONGUE TERMINALS

STUD SIZE	NON-INSULATED (BRAZED)		RED VINYL		RED NYLON			
	W	C	NB	L	F	L	FN	L
1/4	1.08	.62	R4/014NB	2.17	R4/014F	2.87	R4/014FN	2.87
5/16	1.08	.62	R4/0516NB	2.17	R4/0516F	2.87	R4/0516FN	2.87
3/8	1.08	.62	R4/038NB	2.17	R4/038F	2.87	R4/038FN	2.87
7/16	1.08	.62	R4/0716NB	2.17	R4/0716F	2.87	R4/0716FN	2.87
1/2	1.08	.62	R4/012NB	2.17	R4/012F	2.87	R4/012FN	2.87
5/8	1.08	.62	R4/058NB	2.17	R4/058F	2.87	R4/058FN	2.87
3/4	1.08	.62	R4/034NB	2.17	R4/034F	2.87	R4/034FN	2.87
7/8	1.26	1.08	R4/078NB	2.46				

### 4/0

Wire Range  
.093 Thickness



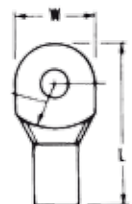
UL CSA

## RING TONGUE TERMINALS

STUD SIZE	NON-INSULATED (BRAZED)		BLUE VINYL		BLUE NYLON			
	W	C	NB	L	F	L	FN	L
1/4	1.14	.62	R25014NB	2.21	R25014F	2.97	R25014FN	2.97
5/16	1.14	.62	R250516NB	2.21	R250516F	2.97	R250516FN	2.97
3/8	1.14	.62	R25038NB	2.21	R25038F	2.97	R25038FN	2.97
7/16	1.14	.62	R250716NB	2.21	R250716F	2.97	R250716FN	2.97
1/2	1.14	.62	R25012NB	2.21	R25012F	2.97	R25012FN	2.97
5/8	1.14	.62	R25058NB	2.21	R25058F	2.97	R25058FN	2.97
3/4	1.14	.62	R25034NB	2.21	R25034F	2.97	R25034FN	2.97
7/8	1.65	1.39	R25078NB	3.28				

### 250


MCM Wire Range  
.105 Thickness



UL CSA

# WIRE TERMINALS

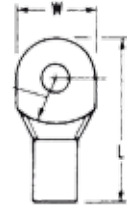
## RING TONGUE TERMINALS

STUD SIZE	W	C	 NON-INSULATED (BRAZED)	
			NB	L
3/8	1.16	1.15	R30038NB	3.03
1/2	1.52	1.15	R30012NB	3.03
9/16	1.52	1.15	R300916NB	3.03
5/8	1.52	1.15	R30058NB	3.03
3/4	1.52	1.54	R30034NB	3.42
7/8	1.52	1.54	R30078NB	3.42


UL CSA

### 300

MCM Wire Range  
.126 Thickness



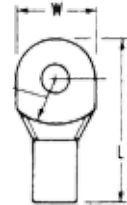
## RING TONGUE TERMINALS

STUD SIZE	W	C	 NON-INSULATED (BRAZED)	
			NB	L
3/8	1.73	.99	R40038NB	3.15
1/2	1.73	.99	R40012NB	3.15
9/16	1.73	1.41	R400916NB	3.58
5/8	1.73	1.41	R40058NB	3.58
3/4	1.73	1.41	R40034NB	3.58
7/8	1.73	1.41	R40078NB	3.58
1	1.73	1.41	R4001NB	3.58


UL CSA

### 400

MCM Wire Range  
.154 Thickness



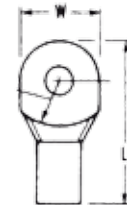
## RING TONGUE TERMINALS

STUD SIZE	W	C	 NON-INSULATED (BRAZED)	
			NB	L
3/8	1.99	1.31	R50038NB	3.74
1/2	1.99	1.31	R50012NB	3.74
9/16	1.99	1.31	R500916NB	3.74
5/8	1.99	1.31	R50058NB	3.74
3/4	1.99	1.70	R50034NB	4.13
7/8	1.99	1.70	R50078NB	4.13
1	1.99	1.70	R5001NB	4.13

UL CSA

### 500

MCM Wire Range  
.166 Thickness



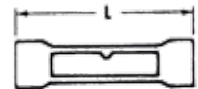
Also Available:  
600 - 2000  
MCM Wire Range

# WIRE TERMINALS

## BUTT CONNECTORS

WIRE SIZE	I.D. IN.	O.D. IN.	NON-INSULATED			VINYL		INSUL. COLOR
			NB (BRAZED)	NT (SEAMLESS)	L	F	L	
8	.17	.28	B8NB	B8NT	.77	B8F	1.45	RED
6	.23	.36	B6NB	B6NT	1.02	B6F	1.86	BLUE
4	.31	.43	B4NB	B4NT	1.20	B4F	2.03	YELLOW
2	.39	.53	B2NB	B2NT	1.37	B2F	2.38	RED
1/0	.45	.57	B1/0NB	B1/0NT	1.52			
2/0	.51	.63	B2/0NB	B2/0NT	1.58			
3/0	.56	.69	B3/0NB	B3/0NT	1.57			
4/0	.62	.76	B4/0NB	B4/0NT	1.58			
250	.77	1.04		B250NT	2.04			
300	.83	1.12		B300NT	2.16			
400	.94	1.27		B400NT	2.40			
500	1.11	1.45		B500NT	2.75			

8<sup>AWG</sup>-  
500<sup>MCM</sup>  
Wire Range

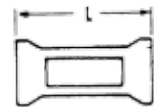


\* For Nylon, add "N" to the end of Item # UL CSA

NT:Seamless  
NB: Brazed

## PARALLEL CONNECTORS

WIRE SIZE	I.D. IN.	O.D. IN.	NON-INSULATED		VINYL		INSUL. COLOR
			NT (SEAMLESS)	L	F	L	
8	.19	.28	P8NT	.38	P8F	1.05	RED
6	.26	.37	P6NT	.46	P6F	1.19	BLUE
4	.31	.43	P4NT	.54	P4F	1.41	YELLOW
2	.39	.53	P2NT	.65	P2F	1.63	RED
1/0	.45	.57	P1/0NT	.74			
2/0	.51	.63	P2/0NT	.74			
3/0	.56	.69	P3/0NT	.77			
4/0	.62	.76	P4/0NT	.79			
250	.77	1.04	P250NT	2.05			
300	.83	1.12	P300NT	2.16			
400	.94	1.27	P400NT	2.40			
500	1.11	1.45	P500NT	2.75			



\* For Nylon, add "N" to the end of Item # UL CSA

Also Available:  
600 - 2000  
MCM Wire Range

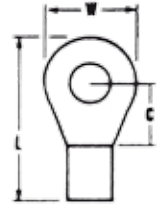
# WIRE TERMINALS

## HIGH TEMPERATURE RING TERMINALS 650°F

(Nickel Plated Copper)

WIRE RANGE	STUD SIZE				NON-INSULATED (BRAZED) NB	TEMPERATURE RANGE
		W'	C	L		
22-16	4	.22	.16	.45	HTR224NB	650°
22-16	6	.25	.32	.62	HTR226NB	650°
22-16	8	.31	.32	.65	HTR228NB	650°
22-16	10	.31	.32	.65	HTR2210NB	650°
22-16	1/4	.47	.44	.85	HTR2214NB	650°
16-14	4	.25	.16	.45	HTR164NB	650°
16-14	6	.31	.28	.62	HTR166NB	650°
16-14	8	.31	.28	.62	HTR168NB	650°
16-14	10	.31	.28	.62	HTR1610NB	650°
16-14	1/4	.46	.44	.84	HTR1614NB	650°
12-10	6	.37	.28	.74	HTR126NB	650°
12-10	8	.37	.28	.74	HTR128NB	650°
12-10	10	.37	.28	.74	HTR1210NB	650°
12-10	1/4	.52	.47	1.01	HTR1214NB	650°
12-10	5/16	.52	.47	1.01	HTR12516NB	650°
12-10	3/8	.59	.50	1.07	HTR1238NB	650°
8	10	.38	.39	.90	HTR810NB	650°
8	1/4	.47	.39	.95	HTR814NB	650°
6	1/4	.47	.54	1.18	HTR614NB	650°
6	5/16	.63	.54	1.26	HTR6516NB	650°
6	3/8	.63	.54	1.26	HTR638NB	650°
4	1/4	.56	.50	1.25	HTR414NB	650°
4	5/16	.66	.50	1.30	HTR4516NB	650°
4	3/8	.66	.50	1.30	HTR438NB	650°
2	1/4	.70	.60	1.50	HTR214NB	650°
2	5/16	.70	.60	1.50	HTR2516NB	650°
2	3/8	.70	.60	1.50	HTR238NB	650°

22-2  
AWG



UL CSA

## HIGH TEMPERATURE MALE SLIP ON'S 650°F

WIRE RANGE	NEMA TAB	NON-INSULATED		TEMPERATURE RANGE
		N	L	
16-14	.187 x .032	HTMS016187N	.62	650°
16-14	.205 x .032	HTMS016205N	.62	650°
16-14	.250 x .032	HTMS016250N	.67	650°

UL CSA

16-14  
AWG

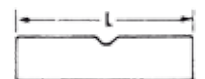


## HIGH TEMPERATURE BUTT CONNECTORS 650°-900°F

WIRE SIZE	NON-INSULATED (BRAZED)		TEMPERATURE RANGE
	NB	L	
22-16	HTB2216NB	.58	650°
16-14	HTB1614NB	.58	650°
12-10	HTB1210NB	.74	650°
22-16	HTEB2216N	.58	900°
16-14	HTEB1614N	.58	900°
12-10	HTEB1210N	.74	900°

UL CSA

22-10  
Wire Range



# WIRE TERMINALS

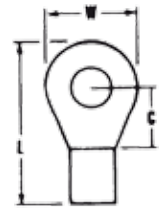
## HIGH TEMPERATURE EXTREME RING TERMINALS 900°F

(Nickel Plated Steel)

WIRE RANGE	STUD SIZE	W	C	L	NON-INSULATED (BRAZED) NB	TEMPERATURE RANGE
22-16	4	.25	.32	.62	HTER224N	900°
22-16	6	.25	.32	.62	HTER226N	900°
22-16	8	.31	.32	.65	HTER228N	900°
22-16	10	.31	.32	.65	HTER2210N	900°
16-14	4	.31	.28	.62	HTER164N	900°
16-14	6	.31	.28	.62	HTER166N	900°
16-14	8	.31	.28	.62	HTER168N	900°
16-14	10	.31	.28	.62	HTER1610N	900°
12-10	4	.37	.28	.74	HTER124N	900°
12-10	6	.37	.28	.74	HTER126N	900°
12-10	8	.37	.28	.74	HTER128N	900°
12-10	10	.37	.28	.74	HTER1210N	900°
12-10	1/4	.52	.47	1.00	HTER1214N	900°
12-10	5/16	.52	.47	1.00	HTER12516N	900°
12-10	3/8	.59	.50	1.06	HTER1238N	900°

UL CSA

22-10  
Wire Range

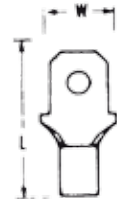


## HIGH TEMPERATURE EXTREME MALE SLIP-ONS 900°F

WIRE RANGE	NEMA TAB	NON-INSULATED N	L	TEMPERATURE RANGE
16-14	.187 x .032	HTEMISO16187N	.62	900°
16-14	.205 x .032	HTEMISO16205N	.62	900°
16-14	.250 x .032	HTEMISO16250N	.67	900°

UL CSA

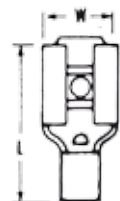
16-14  
Wire Range



## HIGH TEMPERATURE EXTREME FEMALE SLIP-ONS 900°F

WIRE RANGE	NEMA TAB	NON-INSULATED N	L	TEMPERATURE RANGE
16-14	.187 x .020	HTEFSO16187NA	.59	900°
16-14	.187 x .032	HTEFSO16187N	.59	900°
16-14	.205 x .020	HTEFSO16205NA	.59	900°
16-14	.205 x .032	HTEFSO16205N	.59	900°
16-14	.250 x .032	HTEFSO16250N	.64	900°

UL CSA





# WIRE TERMINALS

## FEMALE DISCONNECT TERMINALS (FEMALE SLIP-ONS)

TAB WIDTH & THICKNESS	NON-INSULATED		YELLOW VINYL		YELLOW NYLON	
	N	L	F	L	FGN	L
.110 x .020	FSO26110NA	.50	FSO26110FA	.68	FSO26110FGNA	.76
.110 x .032	FSO26110N	.50	FSO26110F	.68	FSO26110FGN	.76
.125 x .020	FSO26125NA	.50	FSO26125FA	.68	FSO26125FGNA	.76
.125 x .032	FSO26125N	.50	FSO26125F	.68	FSO26125FGN	.76
.187 x .020	FSO26187NA	.57	FSO26187FA	.77	FSO26187FGNA	.86
.187 x .032	FSO26187N	.57	FSO26187F	.77	FSO26187FGN	.86
.205 x .020	FSO26205NA	.59	FSO26205FA	.77	FSO26205FGNA	.86
.205 x .032	FSO26205N	.59	FSO26205F	.77	FSO26205FGN	.86
.250 x .032	FSO26250N	.64	FSO26250F	.82	FSO26250FGN	.91

26-24  
AWG  
.018 Thickness

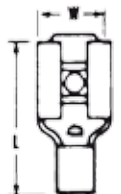


UL CSA

## FEMALE DISCONNECT TERMINALS (FEMALE SLIP-ONS)

TAB WIDTH & THICKNESS	NON-INSULATED		RED VINYL		RED NYLON	
	N	L	F	L	FGN	L
.110 x .020	FSO22110NA	.50	FSO22110FA	.78	FSO22110FGNA	.78
.110 x .032	FSO22110N	.50	FSO22110F	.78	FSO22110FGN	.78
.125 x .020	FSO22125NA	.50	FSO22125FA	.78	FSO22125FGNA	.78
.125 x .032	FSO22125N	.50	FSO22125F	.78	FSO22125FGN	.78
.187 x .020	FSO22187NA	.57	FSO22187FA	.86	FSO22187FGNA	.86
.187 x .032	FSO22187N	.57	FSO22187F	.86	FSO22187FGN	.86
.205 x .020	FSO22205NA	.57	FSO22205FA	.86	FSO22205FGNA	.86
.205 x .032	FSO22205N	.57	FSO22205F	.86	FSO22205FGN	.86
.250 x .032	FSO22250N	.62	FSO22250F	.91	FSO22250FGN	.91

22-16  
AWG  
.018 Thickness

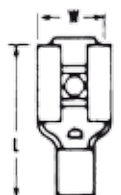


UL CSA

## FEMALE DISCONNECT TERMINALS (FEMALE SLIP-ONS)

TAB WIDTH & THICKNESS	NON-INSULATED		BLUE VINYL		BLUE NYLON	
	N	L	F	L	FGN	L
.110 x .020	FSO16110NA	.50	FSO16110FA	.78	FSO16110FGNA	.78
.110 x .032	FSO16110N	.50	FSO16110F	.78	FSO16110FGN	.78
.125 x .020	FSO16125NA	.50	FSO16125FA	.78	FSO16125FGNA	.78
.125 x .032	FSO16125N	.50	FSO16125F	.78	FSO16125FGN	.78
.187 x .020	FSO16187NA	.57	FSO16187FA	.86	FSO16187FGNA	.86
.187 x .032	FSO16187N	.57	FSO16187F	.86	FSO16187FGN	.86
.205 x .020	FSO16205NA	.57	FSO16205FA	.86	FSO16205FGNA	.86
.205 x .032	FSO16205N	.57	FSO16205F	.86	FSO16205FGN	.86
.250 x .032	FSO16250N	.62	FSO16250F	.91	FSO16250FGN	.91

16-14  
AWG  
.018 Thickness



UL CSA

# WIRE TERMINALS

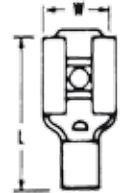
## FEMALE DISCONNECT TERMINALS (FEMALE SLIP-ONS)

12-10

AWG  
.018 Thickness

TAB WIDTH & THICKNESS	NON-INSULATED		YELLOW VINYL		YELLOW NYLON	
	N	L	F	L	FGN	L
.187 x .020	FSO12187NA	.69	FSO12187FA	1.00	FSO12187FGNA	1.02
.187 x .032	FSO12187N	.69	FSO12187F	1.00	FSO12187FGN	1.02
.250 x .032	FSO12250N	.72	FSO12250F	1.06	FSO12250FGN	1.06
.370 x .048	FSO12370N	.87	FSO12370F	1.18	FSO12370FGN	1.18

UL CSA



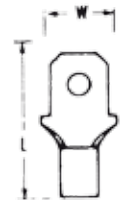
## MALE DISCONNECT TERMINALS (MALE SLIP-ONS)

22-16

AWG  
.032 Thickness

TAB WIDTH & THICKNESS	NON-INSULATED		RED VINYL		RED NYLON	
	N	L	F	L	FGN	L
.110 x .020	MSO22110NA	.58	MSO22110FA	.86	MSO22110FGNA	.86
.110 x .032	MSO22110N	.58	MSO22110F	.86	MSO22110FGN	.86
.187 x .020	MSO22187NA	.55	MSO22187FA	.83	MSO22187FGNA	.88
.187 x .032	MSO22187N	.62	MSO22187F	.90	MSO22187FGN	.90
.205 x .020	MSO22205NA	.55	MSO22205FA	.83	MSO22205FGNA	.82
.205 x .032	MSO22205N	.62	MSO22205F	.90	MSO22205FGN	.88
.250 x .032	MSO22250N	.76	MSO22250F	1.02	MSO22250FGN	.96

UL CSA



## MALE DISCONNECT TERMINALS (MALE SLIP-ONS)

16-14

AWG  
.032 Thickness

TAB WIDTH & THICKNESS	NON-INSULATED		BLUE VINYL		BLUE NYLON	
	N	L	F	L	FGN	L
.110 x .020	MSO16110NA	.58	MSO16110FA	.87	MSO16110FGNA	.87
.110 x .032	MSO16110N	.58	MSO16110F	.87	MSO16110FGN	.87
.187 x .020	MSO16187NA	.55	MSO16187FA	.83	MSO16187FGNA	.84
.187 x .032	MSO16187N	.55	MSO16187F	.83	MSO16187FGN	.84
.205 x .020	MSO16205NA	.55	MSO16205FA	.83	MSO16205FGNA	.84
.205 x .032	MSO16205N	.62	MSO16205F	.90	MSO16205FGN	.90
.250 x .032	MSO16250N	.76	MSO16250F	1.04	MSO16250FGN	.96

UL CSA

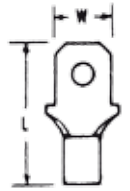


# WIRE TERMINALS

## MALE DISCONNECT TERMINALS

TAB WIDTH & THICKNESS	NON-INSULATED		YELLOW VINYL		YELLOW NYLON	
	N	L	F	L	FGN	L
.250 x .032	MSO12250N	.67	MSO12250F	.98	MSO12250FGN	.98

12-10  
Wire Range



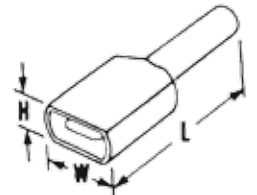
## FULLY INSULATED NYLON COUPLERS

WIRE SIZE	CONNECTOR TYPE	TAB WIDTH & THICKNESS	W IN.	L IN.	H IN.	NYLON F	INSULATION COLOR
22-16	MALE	.250 x .032	.48	1.05	.30	MINC22250F	RED
22-16	FEMALE	.250 x .032	.40	.98	.22	FINC22250F	RED
16-14	MALE	.250 x .032	.48	1.05	.30	MINC16250F	BLUE
16-14	FEMALE	.250 x .032	.40	.98	.22	FINC16250F	BLUE
12-10	MALE	.250 x .032	.39	.99	.32	MINC12250F	YELLOW
12-10	FEMALE	.250 x .032	.39	.99	.32	FINC12250F	YELLOW

UL CSA

22-10  
Wire Range  
.018 Female  
Thickness

.032 Male  
Thickness

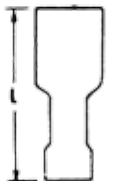


## FULLY INSULATED NYLON MALE & FEMALE DISCONNECTS (MALE & FEMALE SLIP-ONS)

WIRE SIZE	CONNECTOR TYPE	TAB WIDTH & THICKNESS	W IN.	L IN.	H IN.	NYLON FN	COPPER SLEEVE ON BARREL ONLY FNG NYLON
22-16	FEMALE	.110 x .020	.20	.77	.15	FISO22110FNA	
22-16	FEMALE	.110 x .032	.20	.77	.15	FISO22110FN	
22-16	FEMALE	.187 x .020	.28	.77	.20		FISO22187FNGA
22-16	FEMALE	.187 x .032	.28	.77	.20		FISO22187FNG
22-16	FEMALE	.250 x .032	.35	.85	.20	FISO22250FN	FISO22250FNG
16-14	FEMALE	.110 x .020	.20	.77	.15	FISO16110FNA	
16-14	FEMALE	.110 x .032	.20	.77	.15	FISO16110FN	
16-14	FEMALE	.187 x .020	.28	.77	.20		FISO16187FNGA
16-14	FEMALE	.187 x .032	.28	.77	.20		FISO16187FNG
16-14	FEMALE	.250 x .032	.35	.85	.20	FISO16250FN	FISO16250FNG
22-16	MALE	.250 x .032	.41	.87	.25	MISO22250FN	MISO22250FNG
16-14	MALE	.250 x .032	.41	.87	.25	MISO16250FN	MISO16250FNG

UL CSA

22-14  
Wire Range



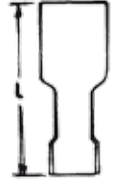
# WIRE TERMINALS

## FULLY INSULATED VINYL FEMALE DISCONNECTS (FEMALE SLIP-ONS)

TAB WIDTH & THICKNESS	YELLOW VINYL		YELLOW NYLON	
	F	L	FG	L
.110 x .020	FISO26110FA	.72	FISO26110FGA	.92
.110 x .032	FISO26110F	.72	FISO26110FG	.92
.187 x .020	FISO26187FA	.90	FISO26187FGA	.93
.187 x .032	FISO26187F	.90	FISO26187FG	.93
.205 x .020	FISO26205FA	.90	FISO26205FGA	.93
.205 x .032	FISO26205F	.90	FISO26205FG	.93
.250 x .032	FISO26250F	.92	FISO26250FG	1.02

\* For Nylon, add "N" to the end of Item # UL CSA

26-24  
Wire Range

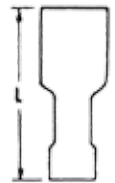


## FULLY INSULATED VINYL FEMALE DISCONNECTS (FEMALE SLIP-ONS)

TAB WIDTH & THICKNESS	RED VINYL		RED NYLON	
	F	L	FG	L
.110 x .020	FISO22110FA	.72	FISO22110FGA	.92
.110 x .032	FISO22110F	.72	FISO22110FG	.92
.187 x .020	FISO22187FA	.90	FISO22187FGA	.93
.187 x .032	FISO22187F	.90	FISO22187FG	.93
.205 x .020	FISO22205FA	.92	FISO22205FGA	.93
.205 x .032	FISO22205F	.92	FISO22205FG	.93
.250 x .032	FISO22250F	.95	FISO22250FG	1.02

\* For Nylon, add "N" to the end of Item # UL CSA

22-16  
Wire Range



## FULLY INSULATED VINYL FEMALE DISCONNECTS (FEMALE SLIP-ONS)

TAB WIDTH & THICKNESS	BLUE VINYL		BLUE NYLON	
	F	L	FG	L
.110 x .020	FISO16110FA	.73	FISO16110FGA	.73
.110 x .032	FISO16110F	.73	FISO16110FG	.73
.187 x .020	FISO16187FA	.92	FISO16187FGA	.93
.187 x .032	FISO16187F	.92	FISO16187FG	.93
.205 x .020	FISO16205FA	.92	FISO16205FGA	.93
.205 x .032	FISO16205F	.92	FISO16205FG	.93
.250 x .032	FISO16250F	.95	FISO16250FG	.95

\* For Nylon, add "N" to the end of Item # UL CSA

16-14  
Wire Range



## FULLY INSULATED VINYL FEMALE DISCONNECTS (FEMALE SLIP-ONS)

TAB WIDTH & THICKNESS	YELLOW VINYL		YELLOW VINYL		YELLOW NYLON	
	F	L	FG	L	FGN	L
.250 x .032	FISO12250F	1.07	FISO12250FG	1.08	FISO12250FGN	1.10

\* For Nylon, add "N" to the end of Item # UL CSA

12-10  
Wire Range





# WIRE TERMINALS

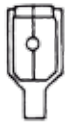
## PIGGY BACK SLIP-ONS

TAB WIDTH & THICKNESS	NON-INSULATED		VINYL		NYLON		INSUL. COLOR
	N	L	F	L	FGN	L	
.250 x .032	PBSO22250N	.60	PBSO22250F	.88	PBSO22250FGN	.88	RED
.250 x .032	PBSO16250N	.60	PBSO16250F	.88	PBSO16250FGN	.88	BLUE
.250 x .032	PBSO12250N	.75	PBSO12250F	1.01	PBSO12250FGN	1.03	YELLOW

UL CSA

22-10

Wire Range  
.032 x .250



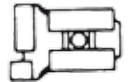
## FLAG SLIP-ONS (RIGHT ANGLE)

WIRE SIZE	NEMA TAB	NON-INSULATED		NON-INSULATED		NYLON		INSUL. COLOR
		N	L	NG	L	FN	L	
22-16	.250 x .032			FLSO22250NG	.650	FLSO22250FN	.611	RED
16-14	.187 x .020	FLSO16187NA	.45					BLUE
16-14	.250 x .032	FLSO16250N	.51	FLSO16250NG	.59	FLSO16250FN	.625	BLUE
12-10	.250 x .032	FLSO12250N	.60	FLSO12250NG	.60	PBSO12250FN	.650	YELLOW

UL CSA

22-10

Wire Range  
.032 x .250



## 3-WAY ADAPTERS

	MFMSON	MFMSON-1 NEMA TAB	MFMSON-2 W	MFMSON-3 H	MFMSON-3 L
N					
MFMSON		.250 x .032	.57	.32	.78
MFMSON-1		.250 x .032	.27		.74
MFMSON-2		.250 x .032	.31	.43	.78
MFMSON-3		.250 x .032	.31	.39	.83
MFMSON-4		.187 x .020	.21	.30	.78


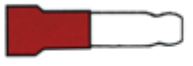
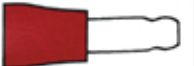
.032 Thickness  
.032 x .250





# WIRE TERMINALS

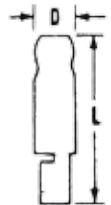
## MALE BULLETS

									
			RED VINYL			RED NYLON			
N	D	L	F	L	FGN	L	SIZE		
MP22156N	.156	.63	MP22156F	.91	MP22156FGN	.90	.156		
MP22180N	.180	.67	MP22180F	.96	MP22180FGN	.94	.180		




UL CSA

## 22-16

Wire Range  
.018 Thickness



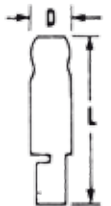
## MALE BULLETS

									
			BLUE VINYL			BLUE NYLON			
N	D	L	F	L	FGN	L	SIZE		
MP16156N	.156	.63	MP16156F	.92	MP16156FGN	.92	.156		
MP16180N	.180	.67	MP16180F	.97	MP16180FGN	.97	.180		

UL CSA

## 16-14

Wire Range  
.018 Thickness



# WIRE TERMINALS

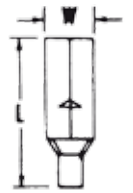
## FEMALE RECEPTACLES

NON-INSULATED			RED VINYL		RED VINYL		RED VINYL		SIZE
N	W	L	F	L	F	L	FG	L	
FR22156N	.18	.62	FR22156F	.91	FIR22156F	1.02	FIR22156FG	1.02	.156
FR22180N	.21	.67	FR22180F	.96	FIR22180F	1.07	FIR22180FG	1.07	.180

\* For Nylon, add "N" to the end of Item #

## 22-18

Wire Range  
.016 Thickness



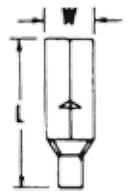
## FEMALE RECEPTACLES

NON-INSULATED			BLUE VINYL		BLUE VINYL		BLUE VINYL		SIZE
N	W	L	F	L	F	L	FG	L	
FR16156N	.18	.62	FR16156F	.91	FIR16156F	1.02	FIR16156FG	1.02	.156
FR16180N	.21	.62	FR16180F	.96	FIR16180F	1.07	FIR16180FG	1.07	.180

\* For Nylon, add "N" to the end of Item #

## 16-14

Wire Range  
.016 Thickness



## WIRE PIN TERMINALS

WIRE SIZE	NON-INS.	NON-INSULATED			VINYL		VINYL		INSUL. COLOR
	N	NB (BRAZED)	X	L	F	L	FG	L	
22-16	WP2216NL	WP2216NBL	.41	.70	WP2216FL	.99	WP2216FGL	.99	RED
22-16	WP2216N	WP2216NB	.29	.58	WP2216F	.87	WP2216FG	.87	RED
16-14	WP1614NL	WP1614NBL	.41	.70	WP1614FL	.99	WP1614FGL	.99	BLUE
16-14	WP1614N	WP1614NB	.29	.58	WP1614F	.87	WP1614FG	.87	BLUE
12-10	WP1210N	WP1210NB	.41	.80	WP1210F	1.10	WP1210FG	1.15	YELLOW

## 12-10

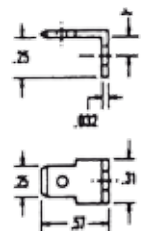
Wire Range  
.032 Thickness



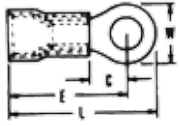
## MALE TABS .032 X .250

STUD SIZE	"Y" DEGREES	TYPE TAB	N	
			Diagram 1	Diagram 2
6	0	STRAIGHT	MTS06N	
6	30	BENT	MTB306N	
6	45	BENT	MTB456N	
6	60	BENT	MTB606N	
6	90	RIGHT ANGLE	MTRA906N	
8	0	STRAIGHT	MTS08N	
8	30	BENT	MTB308N	
8	45	BENT	MTB458N	
8	60	BENT	MTB608N	
8	90	RIGHT ANGLE	MTRA908N	

.032 Thickness



# MILITARY SPECIFICATIONS



MIL-T-7928 is the most commonly used government specification for solderless terminals. This specification permits the use of Class 1 and Class 2 terminals.

Type I Class 1 terminals are uninsulated terminals which when crimped with a MS approved crimping tool, meet the performance requirements of the specification.

Type II Class 1 terminals are insulated terminals which when crimped with a MS approved

tool, meet the performance requirements of the specification.

Both Type I Class 2 and Type II Class 2 terminals are those which when crimped with tooling recommended by the manufacturer, meet the performance requirements of the specifications.









































The Dolphin terminals which meet or exceed these military specifications are listed below. Other military specification terminals are available.

## MIL-T-7928 MS25036 (INSULATED) NYLON

MS25036	DOLPHIN NUMBER	CLASS	WIRE SIZE	STUD SIZE
—101	MSR226FGN	1 & 2	22-18	6
—102	MSR226FGN-0	1 & 2	22-18	6
—103	MSR2210FGN	1 & 2	22-18	10
—104	MSR22516FGN	1 & 2	22-18	5/16
—105	MSR2238FGN	1 & 2	22-18	3/8
—106	MSR166FGN	1 & 2	16-14	6
—107	MSR166FGN-0	1 & 2	16-14	6
—108	MSR1610FGN	1 & 2	16-14	10
—109	MSR16516FGN	1 & 2	16-14	5/16
—110	MSR1638FGN	1 & 2	16-14	3/8
—111	MSR126FGN	1 & 2	12-10	6
—112	MSR1210FGN	1 & 2	12-10	10
—113	MSR12516FGN	1 & 2	12-10	5/16
—114	MSR1238FGN	1 & 2	12-10	3/8
—115	MSR810FN	2	8	10
—116	MSR814FN	2	8	1/4
—117	MSR8516FN	2	8	5/16
—118	MSR838FN	2	8	3/8
—119	MSR610FN	2	6	10
—120	MSR614FN	2	6	1/4
—121	MSR6516FN	2	6	5/16
—122	MSR638FN	2	6	3/8
—123	MSR414FN	2	4	1/4
—124	MSR4516FN	2	4	5/16
—125	MSR438FN	2	4	3/8
—126	MSR214FN	2	2	1/4
—127	MSR238FN	2	2	3/8
—128	MSR212FN	2	2	1/2
—132	MSR2/014FN	2	2/0	1/4
—133	MSR2/038FN	2	2/0	3/8
—134	MSR2/012FN	2	2/0	1/2
—135	MSR3/0516FN	2	3/0	5/16
—136	MSR3/038FN	2	3/0	3/8
—137	MSR3/012FN	2	3/0	1/2
—143	MSR262FGN	1 & 2	26-24	2
—144	MSR264FGN	1 & 2	26-24	4
—145	MSR266FGN	1 & 2	26-24	6
—146	MSR268FGN	1 & 2	26-24	8
—147	MSR2610FGN	1 & 2	26-24	10
—148	MSR224FGN	1 & 2	22-18	4
—149	MSR228FGN	1 & 2	22-18	8
—150	MSR2214FGN	1 & 2	22-18	1/4
—152	MSR164FGN	1 & 2	16-14	4
—153	MSR168FGN	1 & 2	16-14	8
—154	MSR1614FGN	1 & 2	16-14	1/4
—156	MSR128FGN	1 & 2	12-10	8
—157	MSR1214FGN	1 & 2	12-10	1/4
—158	MSR1212FGN	1 & 2	12-10	1/2
—159	MSR222FGN	1 & 2	22-18	2

# TERMINAL IDENTIFICATION CHART

## 22-16 Wire Range




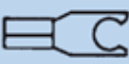



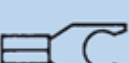



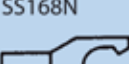




























NON-INSULATED *BUTTED SEAM		NON-INSULATED *BUTTED SEAM		VINYL INSULATED		VINYL INSULATED	
	STUD SIZE		STUD SIZE		STUD SIZE		STUD SIZE
	4		6		4		6
R224N		SS226N		R224F		SS226F	
	6		8		6		8
R226N		SS228N		R226F		SS228F	
	8		10		8		10
R228N		SS2210N		R228F		SS2210F	
	10		10		10		10
R2210N		H2210N		R2210F		H2210F	
	1/4				1/4		
R2214N		B2216N		R2214F		B2216F	
	5/16				5/16		
R22516N		P2216N		R22516F		P2216F	
	3/8				3/8		
R2238N		WB2216NB		R2238F		WB2216FGN	
	6				6		
BS226N				BS226F			
	8				8		
BS228N				BS228F			
	10				10		
BS2210N				BS2210F			
	6				6		
SF226N				SF226F			
	8				8		
SF228N				SF228F			
	10				10		
SF2210N				SF2210F			

\* Add the letter "B" to the part number for brazed barrel.

# TERMINAL IDENTIFICATION CHART

## 22-16 Wire Range

## 16-14 Wire Range



















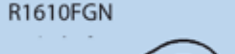




















NYLON INSULATED WITH SUPPORT SLEEVE		NYLON INSULATED WITH SUPPORT SLEEVE		NON-INSULATED *BUTTED SEAM		NON-INSULATED *BUTTED SEAM	
	STUD SIZE		STUD SIZE		STUD SIZE		STUD SIZE
	4		6		4		6
R224FGN		SS226FGN		R164N		SS166N	
	6		8		6		8
R226FGN		SS228FGN		R166N		SS168N	
	8		10		8		10
R228FGN		SS210FGN		R168N		SS1610N	
	10		10		10		10
R2210FGN		H2210FGN		R1610N		H1610N	
	1/4				1/4		
R2214FGN		B2216FN		R1614N		B1614N	
	5/16				5/16		
R22156FGN		P2216FN		R16516N		P1614N	
	3/8				3/8		
R2238FGN		WB2216FGN		R1638N		WB1614NB	
	6				6		
BS226FGN				BS166N			
	8				8		
BS228FGN				BS168N			
	10				10		
BS2210FGN				BS1610N			
	6				6		
SF226FGN				SF166N			
	8				8		
SF228FGN				SF168N			
	10				10		
SF2210FGN				SF1610N			

\* Add the letter "B" to the end of the part number for brazed barrel.




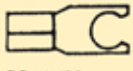







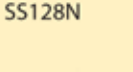















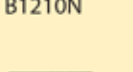

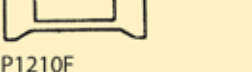
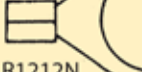






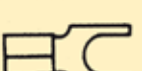





# TERMINAL IDENTIFICATION CHART

## 16-14 Wire Range

VINYL INSULATED		VINYL INSULATED		NYLON INSULATED WITH SUPPORT SLEEVE		NYLON INSULATED WITH SUPPORT SLEEVE	
STUD SIZE		STUD SIZE		STUD SIZE		STUD SIZE	
	4		6		4		6
R164F		SS166F		R164FGN		SS166FGN	
	6		8		6		8
R166F		SS168F		R166FGN		SS168FGN	
	8		10		8		10
R168F		SS1610F		R168FGN		SS1610FGN	
	10		10		10		10
R1610F		H1610F		R1610FGN		H1610FGN	
	1/4				1/4		
R1614F		B1614F		R1614FGN		B1614FGN	
	5/16				5/16		
R16516F		P1614F		R16516FGN		P1614FN	
	3/8				3/8		
R1638F				R1638FGN		WB1614FGN	
	6				6		
BS166F				BS166FGN			
	8				8		
BS168F				BS168FGN			
	10				10		
BS1610F				BS1610FGN			
	6				6		
SF166F				SF166FGN			
	8				8		
SF168F				SF168FGN			
	10				10		
SF1610F				SF1610FGN			

# TERMINAL IDENTIFICATION CHART

## 12-10 Wire Range

NON-INSULATED *BUTTED SEAM		NON-INSULATED *BUTTED SEAM		VINYL INSULATED		VINYL INSULATED	
	STUD SIZE		STUD SIZE		STUD SIZE		STUD SIZE
	6		6		6		6
R126N		SS126N		R126F		SS126F	
	8		8		8		8
R128N		SS128N		R128F		SS128F	
	10		10		10		10
R1210N		SS1210N		R1210F		SS1210F	
	1/4		10		1/4		10
R1214N		SS1210N		R1214F		H1210F	
	5/16		10		5/16		
R12156N		H1210N		R12516F		B1210F	
	3/8				3/8		
R1238N		B1210N		R1238F		P1210F	
	1/2				1/2		
R1212N		P1210N		R1212F		WB1210FGN	
	6				6		
BS126N		WB1210NB		BS126F			
	8				8		
BS128N				BS128F			
	10				10		
BS1210N				BS1210F			
	6				6		
SF126N				SF126F			
	8				8		
SF128N				SF128F			
	10				10		
SF1210N				SF1210F			




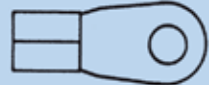




















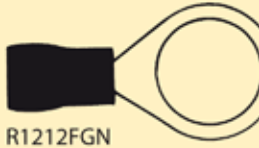









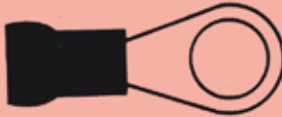


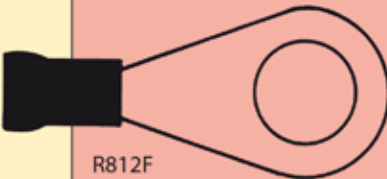
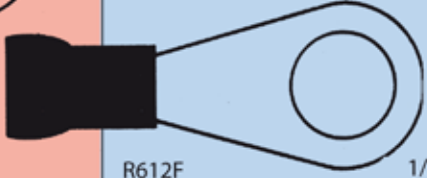



\* Add the letter "B" to the end of the part no. for brazed barrel.

# TERMINAL IDENTIFICATION CHART

**12-10** Wire Range

**8** Wire Range

**6** Wire Range

NYLON INSULATED WITH SUPPORT SLEEVE		NYLON INSULATED WITH SUPPORT SLEEVE		8 WIRE RANGE INSUL. & NON-INSUL.		6 WIRE RANGE INSUL. & NON-INSUL.	
STUD SIZE		STUD SIZE		STUD SIZE		STUD SIZE	
	6		6		10		10
R126FGN		SS126FGN		R810NB		R610NB	
	8		8		1/4		1/4
R128FGN		SS128FGN		R814NB		R614NB	
	10		10		5/16		5/16
R1210FGN		SS1210FGN		R8516NB		R6516NB	
	1/4		10		3/8		3/8
R1214FGN		H1210FGN		R838NB		R638NB	
	5/16				1/2		1/2
R12516FGN		B1210FGN		R812NB		R612NB	
	3/8				10		10
R1238FGN		P1210FN		R810F		R610F	
	1/2				1/4		1/4
R1212FGN		WB1210FGN		R814F		R614F	
	6		10		5/16		5/16
BS126FGN		3WR1210FGN		R8516F		R6516F	
	8		8		3/8		3/8
BS128FGN		4WR1210FGN		R838F		R638F	
	10		1/2		1/2		
BS1210FGN		R812F		R612F			
	6						
SF126FGN							
	8						
SF128FGN							
	10						
SF1210FGN							

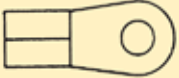
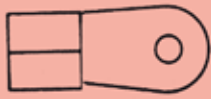
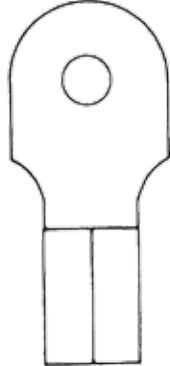
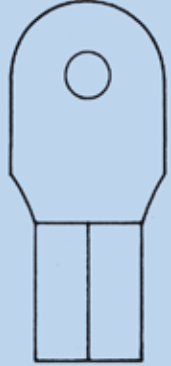
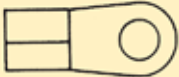





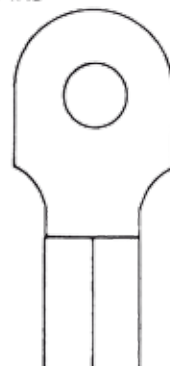
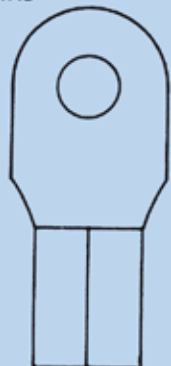

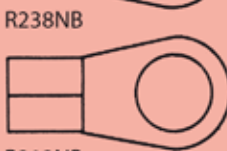
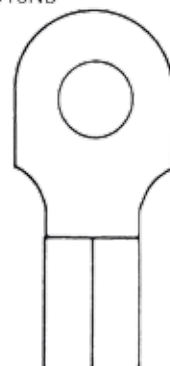
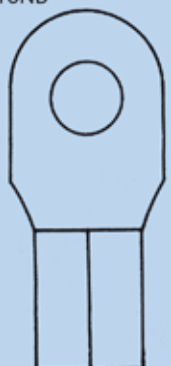


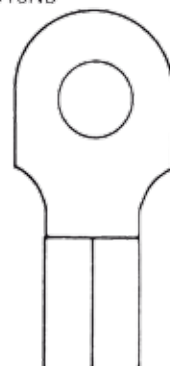
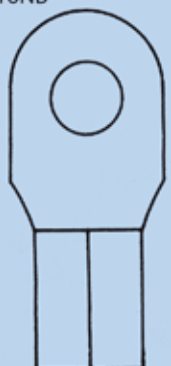


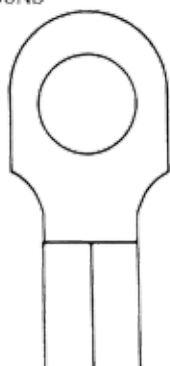
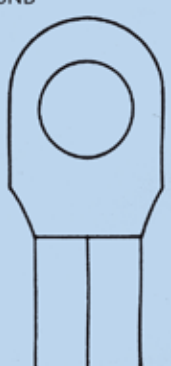





# TERMINAL IDENTIFICATION CHART

**4** Wire Range

**2** Wire Range

**1/0** Wire Range

**2/0** Wire Range

4 WIRE RANGE INSUL. & NON-INSUL.		2 WIRE RANGE INSUL. & NON-INSUL.		1/0 NON-INSULATED BRAZED		2/0 NON-INSULATED BRAZED	
STUD SIZE		STUD SIZE		STUD SIZE		STUD SIZE	
	10		10		1/4		1/4
R410NB		R210NB					
	1/4		1/4				
R414NB		R214NB					
	5/16		5/16				
R4516NB		R2516NB		R1/014NB		R2/014NB	
	3/8		3/8		5/16		5/16
R438NB		R238NB					
	1/2		1/2		3/8		3/8
R412NB		R212NB					
	10		10		3/8		3/8
R410F		R210F					
	1/4		1/4		1/2		1/2
R414F		R214F					
	5/16		5/16				
R4516F		R2516F		R1/012NB		R2/012NB	
	3/8		3/8				
R438F		R238F					
	1/2						
R412F							



# TERMINAL IDENTIFICATION CHART

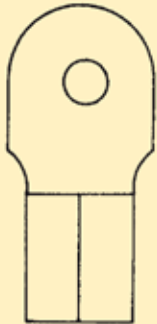
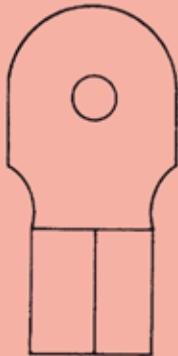
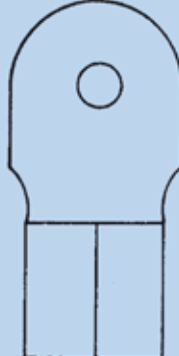

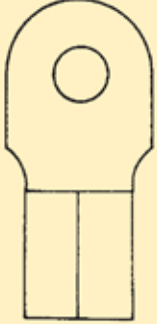
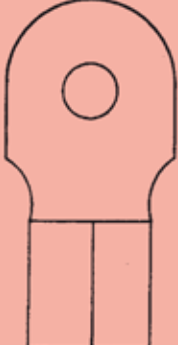
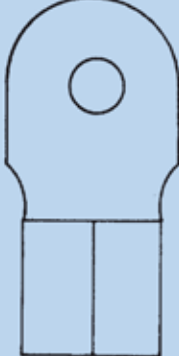

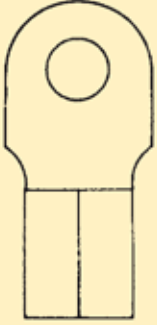
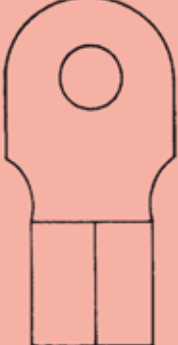
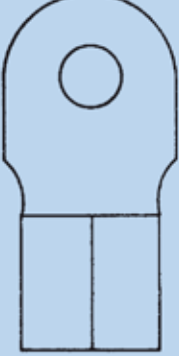

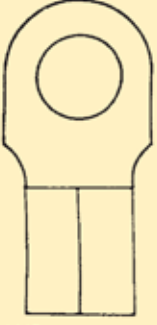
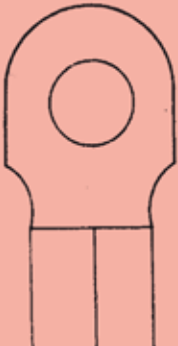
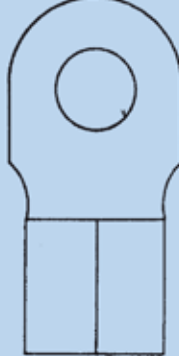





LARGE BUTT  
CONNECTORS

3/0 Wire Range

4/0 Wire Range

250-300 MCM

8-4/0 Wire Range

3/0 NON-INSULATED BRAZED	4/0 NON-INSULATED BRAZED	250-300 MCM BRAZED	8-4/0 NON-INSULATED BUTTS
STUD SIZE	STUD SIZE	STUD SIZE	STUD SIZE
 <p>R3/014NB</p>	 <p>R4/014NB</p>	 <p>R25014NB</p>	 <p>B8NB</p>
 <p>R3/0516NB</p>	 <p>R4/0516NB</p>	 <p>R250516NB</p>	 <p>B6NB</p>
 <p>R3/038NB</p>	 <p>R4/038NB</p>	 <p>R25038NB</p>	 <p>B4NB</p>
 <p>R3/012NB</p>	 <p>R4/012NB</p>	 <p>R25012NB</p>	 <p>B2NB</p>
			 <p>B1/0NB</p>
			 <p>B2/0NB</p>
			 <p>B3/0NB</p>
			 <p>B4/0NB</p>






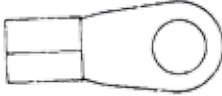













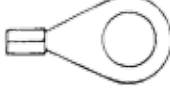
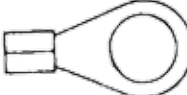
















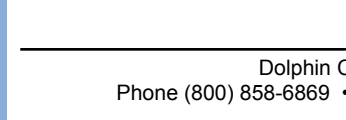
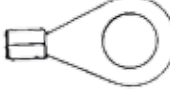
# TERMINAL IDENTIFICATION CHART

## LARGE BUTT CONNECTORS

8-2 Wire Range

900°F

650°F











































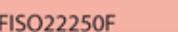
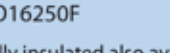
8-2 INSULATED BUTTS	HIGH TEMPERATURE 900° 22-10 WIRE RANGE	HIGH TEMPERATURE 900° 12-8 WIRE RANGE	HIGH TEMPERATURE 650° 6-2 WIRE RANGE
	STUD SIZE	STUD SIZE	STUD SIZE
	 HTER224N	 HTER126N	 HTR614NB
	B8F	4	6
	 HTER226N	 HTER128N	 HTR6516NB
	B6F	6	8
	 HTER228N	 HTER1210N	 HTR638NB
	B4F	8	10
	 HTER2210N	 HTER1214N	 HTR414NB
	B2F	10	1/4
	 HTER2214N	 HTER12516N	 HTR4516NB
	B2F	1/4	5/16
	 HTER164N	 HTER1238N	 HTR438NB
	B2F	4	3/8
	 HTER166N	 HTR810NB	 HTR214NB
	B2F	6	10
	 HTER168N	 HTR814NB	 HTR2516NB
	B2F	8	1/4
	 HTER1610N		 HTR238NB
	B2F	10	
	 HTER1614N		
	B2F	1/4	

# TERMINAL IDENTIFICATION CHART

## 900°F

## 22-16 Wire Range

## 16-14 Wire Range

HIGH TEMPERATURE 900° 16-10 WIRE RANGE	NON-INSULATED & VINYL INSULATED	VINYL & NYLON INSULATED	NON-INSULATED & VINYL INSULATED
STUD SIZE	STUD SIZE	STUD SIZE	STUD SIZE
 HTEM SO16187N	 FSO22110NA	 FSO22110FGNA	 FSO16110NA
.032	.020	.020	.020
	 FSO22187NA	 FSO22187FGNA	 FSO16187NA
	.020	.020	.020
 HTEM SO16205N	 FSO22187N	 FSO22187FGN	 FSO16187N
.032	.032	.032	.032
	 FSO22205NA	 FSO22205FGNA	 FSO16205NA
	.020	.020	.020
 HTEM SO16250N	 FSO22205N	 FSO22205FGN	 FSO16205N
.032	.032	.032	.032
	 FSO22250N	 FSO22250FGN	 FSO16250N
	.032	.032	.032
	 FSO22110FA	 FSO22110FA	 FSO16110FA
	.020	.020	.020
	 FSO22187FA	 *FSO22110FA	 FSO16187FA
 HTEB2216N	.020	.020	.020
	 FSO22187F	 *FSO22187FA	 FSO16187F
	.032	.032	.032
 HTEB1614N	 FSO22205FA	 *FSO22187F	 FSO16187F
	.020	.020	.020
	 FSO22205F	 *FSO22205FA	 FSO16205FA
	.032	.032	.032
 HTEB1210N	 FSO22250F	 *FSO22205F	 FSO16205F
	.032	.032	.032
		 *FSO22250F	 FSO16250F
		.032	.032


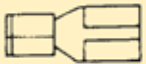


























\*Fully insulated also available with support sleeve and in nylon.



# TERMINAL IDENTIFICATION CHART

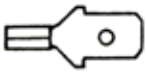
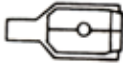


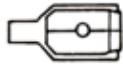
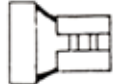
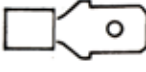

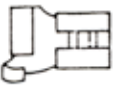





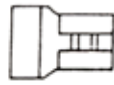
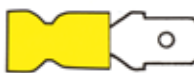










**16-14** Wire Range  
Female Disconnects

**22-10** Wire Range

NYLON & VINYL INSULATED	12-10 FEMALE DISCONNECTS		NYLON COUPLERS		MALE & FEMALE DISCON. INTERLOCKING		
	STUD SIZE	STUD SIZE	STUD SIZE	STUD SIZE	STUD SIZE	STUD SIZE	
 FSO16110FGNA	.020	 FSO12250N	.032	 FINC22250F	.032	 FISO22250FN	.032
 FSO16187FGNA	.020						
 FSO16187FGN	.032	 FSO12250F	.032	 MINC22250F	.032	 MISO22250FN	.032
 FSO16205FGNA	.020	 FSO12250FGN	.032				
 FSO16205FGN	.032						
 FSO16250FGN	.032	 *FISO12250F	.032	 FINC16250F	.032	 FISO16250FN	.032
 *FISO16110FA	.020	 FSO12375N	.048	 MINC16250F	.032	 MISO16250FN	.032
 *FISO16187FA	.020						
 *FISO16187F	.032	 FSO12375N	.048	 FINC12250F	.032		
 *FISO16205FA	.020						
 *FISO16205F	.032			 MINC12250F	.032		
 *FISO16250F	.032						













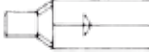
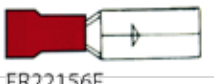







\*Fully insulated also available with support sleeve and in nylon.

## 22-10 Wire Range

MALE DISCONNECTS		PIGGY BACK DISCONNECTS		PIGGY BACK DISCONNECTS	
	STUD SIZE		STUD SIZE		STUD SIZE
	.250 x .032		.250 x .032		.250 x .032
MSO22250N		PBSO22250N		FLSO22250NG	
	.032		.032		.032
MSO16250N		PBSO16250N		FLSO22250N	
	.032		.032		.032
MSO12250N		PBSO12250N		FLSO16250NG	
	.032		.032		.032
MSO22250F		PBSO22250F		FLSO16250N	
	.032		.032		.032
MSO16250F		PBSO16250N		FLSO12250N	
	.032		.032		.032
MSO12250F		PBSO12250F		FLSO22250F	
	.032		.032		.032
MSO22250FGN		PBSO22250FGN		FLSO16250F	
	.032		.032		.032
MSO16250FGN		PBSO16250FGN		FLSO12250F	
	.032		.032		
MSO12250FGN		PBSO12250FGN			

# TERMINAL IDENTIFICATION CHART

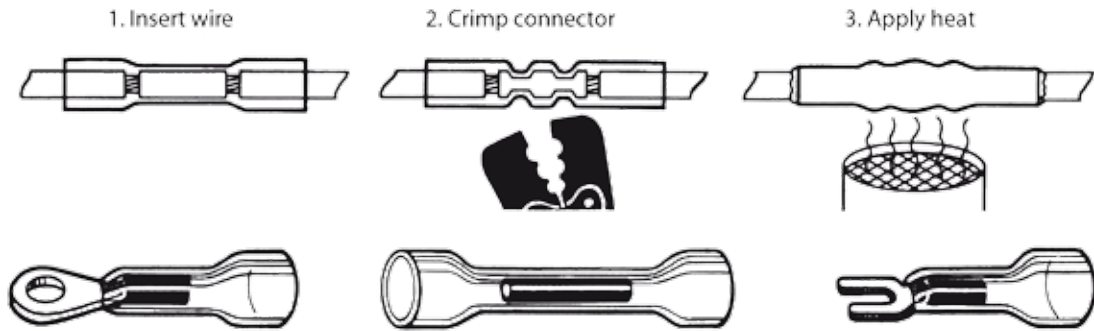
## 22-10 Wire Range

ADAPTERS		CLOSED END CONNECTORS		*BULLETS & RECEPTACLES		*BULLETS & RECEPTACLES	
	STUD SIZE		STUD SIZE		STUD SIZE		STUD SIZE
	.250 X .032		22-16		.157		.195
MFMS0N		NP2216		MP22156N		MP16195N-1	
	.032		22-14		.157		
MFMS0N-1		NP2214		MP22156F			
	.032		18-10		.157		
MFMS0N-2		NP1810		MP22156FG			
	.032		18-8		.157		
MFMS0N-3		NP188		FR22156N			
					.157		
				FR22156F			
					.157		
				FIR22156F			
					.157		
				MP22156N			
					.157		
				MP16156F			
					.157		
				MP16156FG			
					.157		
				FR16156N			
					.157		
				FR16156F			
					.157		
				MP16156F			

.180, .156, .195 also available with and without support sleeve.



# HEAT SHRINK TERMINALS



## HEAT SHRINK RING TERMINALS

RING	22-16	6	STR226FN
RING	22-16	8	STR228FN
RING	22-16	10	STR2210FN
RING	22-16	1/4	STR2214FN
RING	22-16	5/16	STR22516FN
RING	22-16	3/8	STR2238FN
RING	16-14	6	STR166FN
RING	16-14	8	STR168FN
RING	16-14	10	STR1610FN
RING	16-14	1/4	STR1614FN
RING	16-14	5/16	STR16516FN
RING	16-14	3/8	STR1638FN
RING	12-10	6	STR126FN
RING	12-10	8	STR128FN
RING	12-10	10	STR1210FN
RING	12-10	1/4	STR1214FN
RING	12-10	5/16	STR12516FN
RING	12-10	3/8	STR1238FN
RING	12-10	1/2	STR1212FN

## HEAT SHRINK SPADE TERMINALS

SPADE	22-16	6	STS226FN
SPADE	22-16	8	STS228FN
SPADE	22-16	10	STS2210FN
SPADE	16-14	6	STS166FN
SPADE	16-14	8	STS168FN
SPADE	16-14	10	STS1610FN
SPADE	12-10	6	STS126FN
SPADE	12-10	8	STS128FN
SPADE	12-10	10	STS1210FN
SPADE	12-10	1/4	STS1214FN
SPRING SPADE	22-16	6	STSS226FN
SPRING SPADE	22-16	8	STSS228FN
SPRING SPADE	22-16	10	STSS2210FN
SPRING SPADE	16-14	6	STSS166FN
SPRING SPADE	16-14	8	STSS168FN
SPRING SPADE	16-14	10	STSS1610FN
SPRING SPADE	12-10	6	STSS126FN
SPRING SPADE	12-10	8	STSS128FN
SPRING SPADE	12-10	10	STSS1210FN

## HEAT SHRINK FEMALE DISCONNECT TERMINALS

FEMALE	22-16	.250X.032	STFSO22250FN
FEMALE	16-14	.250X.032	STFSO16250FN
FEMALE	12-10	.250X.032	STFSO12250FN

## HEAT SHRINK MALE DISCONNECT TERMINALS

MALE	22-16	.250X.032	STMSO22250FN
MALE	16-14	.250X.032	STMSO16250FN
MALE	12-10	.250X.032	STMSO12250FN

## HEAT SHRINK FULLY INSULATED FEMALE DISCONNECT TERMINALS

FEMALE	22-16	.250X.032	STFISO22250FN
FEMALE	16-14	.250X.032	STFISO16250FN
FEMALE	12-10	.250X.032	STFISO12250FN

## HEAT SHRINK FULLY INSULATED MALE DISCONNECT TERMINALS

MALE	22-16	.250X.032	STMISO22250FN
MALE	16-14	.250X.032	STMISO16250FN
MALE	12-10	.250X.032	STMISO12250FN

## HEAT SHRINK BUTT CONNECTORS

STB2216FN	22-16	HEAT SHRINK BUTT NYLON CONNECTOR
STB1614FN	16-14	HEAT SHRINK BUTT NYLON CONNECTOR
STB1210	12-10	HEAT SHRINK BUTT NYLON CONNECTOR
STB8FN	8	HEAT SHRINK BUTT NYLON CONNECTOR

# TAP SPLICES

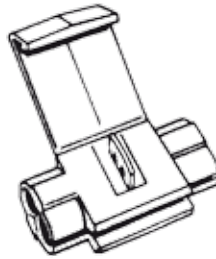
## TAP SPLICES



RED

DC-SLR

Self-stripping connectors have productivity built in. No wasted time stripping or twisting wires. Reduced wire waste on the job. No special tools are needed—and ordinary pliers is all that's required. Make quick work for tap, in-line and pigtail connectors.



WHITE

DC-SLW

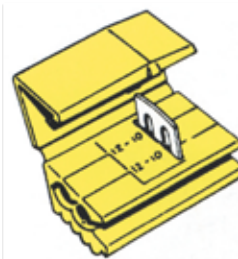
This insulated copper wire connector is designed for use on 14-18 AWO, and is capable of making tap, in-line, and pigtail splices. UL listed for 300 volts on tap splices.



BLUE

DC-SLB

Designed for tap, in-line and pigtail splices in low voltage applications. It permits 4-way connectors without cutting either wire. No plastic stop.



YELLOW

DC-SLY

Designed exclusively for 10-12 gauge splicing on heavy-duty vehicle wiring. Tap, in-line, and pigtail splices. UL listed for 300 volts on tap splices.

# ITEM # TO PAGE # REFERENCE

3WR1210FGN..... J-35	BS168NL..... J-10	DC-304SS5-100..... D-7	DC-88-5..... B-4	DC-CRCAM6..... B-14	DC-PP6-12VB..... C-2
4WR1210FGN..... J-35	BS2210F..... J-8, J-31	DC-304SS8-250..... D-7	DC-88-10..... B-4	DC-CRCAM6G..... B-14	DC-PP6-24..... C-2
B1/ONB..... J-20, J-37	BS2210FGN..... J-8, J-32	DC-3100..... G-3	DC-88-11..... B-4	DC-CRCAM6PLEN..... B-14	DC-PP6-48..... C-2
B1/ONT..... J-20	BS2210FL..... J-8	DC-3112..... G-3	DC-88-30..... B-4	DC-CRCAM6PLENQ..... B-14	DC-PP6SN-24..... C-3
B12010FN..... J-14, J-35	BS2210N..... J-8, J-31	DC-3120..... G-3	DC-88T-50..... B-7, B-12	DC-CRCAM6Q..... B-14	DC-PP6SN-48..... C-3
B1210F..... J-14, J-34	BS2210NB..... J-8	DC-3122..... G-3	DC-88T-75..... B-7, B-12	DC-CRCAM6QG..... B-14	DC-PPB-16..... C-3
B1210FB..... J-14	BS2210NBL..... J-8	DC-3140..... C-7	DC-88T-93..... B-7, B-12	DC-FC79-1..... B-10	DC-PPB-8..... C-3
B1210N..... J-14, J-34	BS2210NL..... J-8	DC-3142..... G-3	DC-89-1..... B-6	DC-FC79-2..... B-10	DC-PPS5e-16..... C-3
B1210NB..... J-14	BS226F..... J-8, J-31	DC-316SS12-250..... D-7	DC-89-2..... B-6	DC-FC79-5..... B-10	DC-PPS5e-24..... C-3
B1614F..... J-14, J-33	BS226FGN..... J-8, J-32	DC-316SS12-450..... D-7	DC-89-5..... B-6	DC-FC79-10..... B-10	DC-R-2..... B-5
B1614FB..... J-14	BS226FL..... J-8	DC-316SS14-250..... D-7	DC-89-10..... B-6	DC-FC89-1..... B-6	DC-R-5..... B-5
B1614FN..... J-14, J-33	BS226N..... J-8, J-31	DC-316SS14-450..... D-7	DC-89-30..... B-6	DC-FC89-2..... B-6	DC-RA-2..... B-5
B1614N..... J-14, J-32	BS226NB..... J-8	DC-316SS18-800..... D-7	DC-8AH..... D-6	DC-FC89-5..... B-6	DC-RA-5..... B-5
B1614NB..... J-14	BS226NBL..... J-8	DC-316SS20-250..... D-7	DC-8AHM..... D-6	DC-FC89-10..... B-6	DC-RA-10..... B-5
B2/ONB..... J-20, J-37	BS226NL..... J-8	DC-316SS21-450..... D-7	DC-8F..... D-4	DC-FC89-30..... B-6	DC-UG78-1..... B-9
B2/ONT..... J-20	BS228F..... J-8, J-31	DC-316SS24-800..... D-7	DC-8H..... D-4	DC-IC3..... C-6	DC-UG78-2..... B-9
B2216F..... J-14, J-31	BS228FGN..... J-8, J-32	DC-316SS27-450..... D-7	DC-8HAH..... D-6	DC-IC5e..... C-6	DC-UG78-5..... B-9
B2216FB..... J-14	BS228FL..... J-8	DC-316SS30-800..... D-7	DC-8HAHM..... D-6	DC-IC5e2..... C-6	DC-UG78-10..... B-9
B2216FN..... J-14, J-31	BS228N..... J-8, J-31	DC-316SS5-250..... D-7	DC-8HD..... D-3	DC-IC5e5..... C-6	DC-UG78-30..... B-9
B2216N..... J-14, J-31	BS228NB..... J-8	DC-316SS8-250..... D-7	DC-AD103..... B-7	DC-IC5eS2..... C-6	DC-UG79-2..... B-10
B2216NB..... J-14	BS228NBL..... J-8	DC-316SS8-450..... D-7	DC-AD106..... B-7	DC-IC6..... C-6	DC-UG9-5..... B-10
B250NT..... J-20	BS228NL..... J-8	DC-3170..... G-3	DC-AD501..... B-7	DC-IC62..... C-6	DC-UG9-10..... B-10
B2F..... J-20, J-38	CTG-1..... F-5	DC-3180..... C-7	DC-AD503..... B-7	DC-IC6A..... C-6	DC-UG9-30..... B-10
B2NB..... J-20, J-37	CTG-2..... F-5	DC-3182..... G-3	DC-AD505..... B-7	DC-IC6A2..... C-6	DC-UG88-1..... B-4
B2NT..... J-20	CTG-3..... F-5	DC-3187..... G-3	DC-AD506..... B-7	DC-IC6AS..... C-6	DCUG88-2..... B-4
B3/ONB..... J-20, J-37	CTG-4..... F-5	DC-3240..... C-7	DC-AD510..... B-7	DC-IC6S..... C-6	DC-UG88-5..... B-4
B3/ONT..... J-20	CTG-5..... F-5	DC-36HD-175..... D-3	DC-AD511..... B-7	DC-IC6S2..... C-6	DCUG88-10..... B-4
B300NT..... J-20	CTG-6..... F-5	DC-3800..... F-2	DC-AD515..... B-7	DC-KIBNC..... C-8	DCUG88-30..... B-4
B4/ONB..... J-20, J-37	DC-1/2M..... D-5	DC-3802..... F-2	DC-AD516..... B-7	DC-KIBNCG..... C-8	DC-UG89-1..... B-6
B4/ONT..... J-19	DC-1/2N..... E-1	DC-3803..... F-2	DC-AD555..... B-7	DC-KIF..... C-8	DC-UG89-2..... B-6
B400NT..... J-20	DC-1/2NB..... E-1	DC-3804K..... F-4	DC-AD601..... B-7	DC-KIFG..... C-8	DC-UG89-5..... B-6
B4F..... J-20, J-38	DC-1/4N..... E-1	DC-3900..... F-3	DC-AD602..... B-7	DC-KIRCA..... C-8	DC-UG89-10..... B-6
B4NB..... J-20, J-37	DC-1/4NB..... E-1	DC-3911..... F-3	DC-AD603..... B-7	DC-KIRCAG..... C-8	DC-UG89-30..... B-6
B4NT..... J-20	DC-1/8N..... E-1	DC-4..... D-3	DC-AD604..... B-7	DC-KJ10G18..... C-4	DCWM-1..... I-1
B500NT..... J-20	DC-1/8NB..... E-1	DC-4141..... F-2	DC-AD605..... B-7	DC-KJ10GTF518..... C-5	DCWM-2..... I-1
B6F..... J-20, J-38	DC-1000-P..... A-1	DC-48HD-175..... D-3	DC-AD606..... B-7	DC-KJ5e90..... C-4	DCWM-3..... I-1
B6NB..... J-20, J-37	DC-1000-S..... A-1	DC-4AH..... D-6	DC-AD702..... B-11	DC-KJ5eFS18..... C-4	DCWM-4..... I-1
B6NT..... J-20	DC-100-P..... A-1	DC-4AHM..... D-6	DC-AD703..... B-11	DC-KJ5eFS90..... C-4	DCWM-6..... I-1
B8F..... J-20, J-37	DC-100-S..... A-1	DC-4F..... D-4	DC-AD705..... B-11	DC-KJ5eHS90..... C-4	DCWM-7..... I-1
B8NB..... J-20, J-37	DC-10GPP-24..... C-3	DC-4F-2..... D-4	DC-AD706..... B-11	DC-KJ5eT18..... C-5	DCWM-8..... I-1
B8NT..... J-20	DC-11..... D-3	DC-4H..... D-4	DC-AD715..... B-11	DC-KJ5eT90..... C-5	DCWM-10..... I-1
BS1210F..... J-13, J-34	DC1-1/2M..... D-5	DC-5/16N..... E-1	DC-AD716..... B-11	DC-KJ5eTFS18..... C-5	DCWM-12..... I-1
BS1210FGN..... J-13, J-35	DC-11AH..... D-6	DC-5/16NB..... E-1	DC-AD755..... B-11	DC-KJ5eTFS90..... C-5	DCWM-13..... I-1
BS1210N..... J-13, J-34	DC-11AHM..... D-6	DC-5/8N..... E-1	DC-Boot-B..... C-9	DC-KJ690..... C-4	DCWM-14..... I-1
BS1210NB..... J-13	DC-11H..... D-4	DC-5/8NB..... E-1	DC-Boot-G..... C-9	DC-KJ6S18..... C-4	DCWM-25..... I-1
BS126F..... J-13, J-34	DC-15..... D-3	DC-500F..... F-2	DC-Boot-R..... C-9	DC-KJ6S90..... C-4	DCWM-30..... I-1
BS126FGN..... J-13, J-35	DC-15AH..... D-6	DC-5eP..... C-9	DC-Boot-W..... C-9	DC-KJ6T18..... C-5	DC-WP1..... C-7
BS126N..... J-13, J-34	DC-15AHM..... D-6	DC-5ePC-1..... C-10	DC-Boot-Y..... C-9	DC-KJ6T90..... C-5	DC-WP3..... C-7
BS126NB..... J-13	DC-15H..... D-4	DC-5ePC-10..... C-10	DCC-59B..... E-1	DC-KJ6TFS18..... C-5	DC-WP6..... C-7
BS128F..... J-13, J-34	DC-15HD..... D-3	DC-5ePC-15..... C-10	DCC-59W..... E-1	DC-KJ6TS90..... C-5	FAO22250FGN..... J-23, J-39
BS128FGN..... J-13, J-35	DC-15HHD..... D-4	DC-5ePC-25..... C-10	DCC-6B..... E-1	DC-LPM-1..... D-5	FINC12250F..... J-25, J-40
BS128N..... J-13, J-34	DC-1M..... D-5	DC-5ePC-40..... C-10	DCC-6W..... E-1	DC-LPM-2..... D-5	FINC16250F..... J-25, J-40
BS128NB..... J-13	DC-1N..... E-1	DC-5ePC-5..... C-10	DC-CBNCM59..... B-13	DC-LPM-3..... D-5	FINC22250F..... J-25, J-40
BS1610F..... J-10, J-33	DC-1NB..... E-1	DC-5ePC-50..... C-10	DC-CBNCM59PLEN..... B-13	DC-LPM-4..... D-5	FIR16156F..... J-29, J-42
BS1610FGN..... J-10, J-33	DC-21HD-175..... D-3	DC-6..... D-3	DC-CBNCM59PLENQ..... B-13	DC-MC78-1..... B-9	FIR16156FG..... J-29
BS1610FL..... J-10	DC-21HHD..... D-4	DC-6-30..... D-3	DC-CBNCM6..... B-13	DC-MC78-2..... B-9	FIR16180F..... J-29
BS1610N..... J-10, J-32	DC-2510..... B-3	DC-6H..... D-4	DC-CBNCM6G..... B-13	DC-MC78-5..... B-9	FIR16180FG..... J-29
BS1610NB..... J-10	DC-257030..... B-12	DC-6P..... C-9	DC-CBNCM6Q..... B-13	DC-MC78-10..... B-9	FIR22156F..... J-29, J-42
BS1610NBL..... J-10	DC-257031..... B-12	DC-6PC-1..... C-11	DC-CBNCM6QG..... B-13	DC-MC78-17..... B-9	FIR22156FG..... J-29
BS1610NL..... J-10	DC-257032..... B-12	DC-6PC-10..... C-11	DC-CBNCMPLEN..... B-13	DC-MC78-19..... B-9	FIR22180F..... J-29
BS164F..... J-10	DC-257034..... B-12	DC-6PC-15..... C-11	DC-CBNCMPLENQ..... B-13	DC-MC78-26..... B-9	FIR22180FG..... J-29
BS164FGN..... J-10	DC-257046..... B-12	DC-6PC-25..... C-11	DC-CBNCRAM59..... B-14	DC-MC88-1..... B-4	FISO12250F..... J-26, J-40
BS164FL..... J-10	DC-257049..... B-12	DC-6PC-40..... C-11	DC-CBNCRAM59PLEN..... B-14	DC-MC88-2..... B-4	FISO12250FG..... J-26
BS164N..... J-10	DC-257121..... B-12	DC-6PC-5..... C-11	DC-CBNCRAM6..... B-14	DC-MC88-5..... B-4	FISO12250FG..... J-26
BS164NB..... J-10	DC-257150..... B-12	DC-6PC-50..... C-11	DC-CBNCRAM6PLEN..... B-14	DC-MC88-10..... B-4	FISO12250FG..... J-26
BS164NBL..... J-10	DC-257180..... B-12	DC-78-1..... B-9	DC-CBNCRAM6Q..... B-14	DC-MC88-18..... B-4	FISO16110FA..... J-26, J-40
BS164NL..... J-10	DC-257191..... B-12	DC-78-2..... B-9	DC-CF11..... B-14	DC-MC88-19..... B-5	FISO16110FG..... J-26
BS166F..... J-10, J-33	DC-257200..... B-12	DC-78-5..... B-9	DC-CF1PLEN..... B-14	DC-MC88-26..... B-4	FISO16110FGA..... J-26
BS166FGN..... J-10, J-33	DC-2710..... B-3	DC-78-10..... B-9	DC-CF59..... B-13	DC-MC88-30..... B-4	FISO16110FN..... J-25
BS166FL..... J-10	DC-2M..... D-5	DC-78-30..... B-9	DC-CF59PLEN..... B-13	DC-PP5e-12..... C-2	FISO16110FNA..... J-25
BS166N..... J-10, J-32	DC-3/16N..... E-1	DC-79-2..... B-10	DC-CF59PLENQ..... B-13	DC-PP5e-12HB..... C-2	FISO16187F..... J-26, J-40
BS166NB..... J-10	DC-3/16NB..... E-1	DC-79-5..... B-10	DC-CF6..... B-13	DC-PP5e-12HS..... C-2	FISO16187FA..... J-26, J-40
BS166NBL..... J-10	DC-3/4M..... D-5	DC-79-10..... B-10	DC-CF6G..... B-13	DC-PP5e-12VB..... C-2	FISO16187FG..... J-26
BS166NL..... J-10	DC-3/4N..... E-1	DC-79-11..... B-10	DC-CF6PLEN..... B-13	DC-PP5e-16..... C-2	FISO16187FGA..... J-26
BS168F..... J-10, J-33	DC3/4NB..... E-1	DC-79-30..... B-10	DC-CF6PLENQ..... B-13	DC-PP5e-24..... C-2	FISO16187FNG..... J-25
BS168FGN..... J-10, J-33	DC-3/8N..... E-1	DC-8..... D-3	DC-CF6Q..... B-13	DC-PP5e-48..... C-2	FISO16187FNGA..... J-25
BS168FL..... J-10	DC-3/8NB..... E-1	DC-8-18..... D-3	DC-CF6QG..... B-13	DC-PP5eSN-24..... C-3	FISO16205F..... J-26, J-40
BS168N..... J-10, J-32	DC-304SS12-250..... D-7	DC-8-40..... D-3	DC-CRCAM59..... B-14	DC-PP5eSN-48..... C-3	FISO16205FGA..... J-26, J-40
BS168NB..... J-10	DC-304SS14-250..... D-7	DC-88-1..... B-4	DC-CRCAM59PLEN..... B-14	DC-PP6-12HB..... C-2	FISO16205FG..... J-26
BS168NBL..... J-10	DC-304SS20-250..... D-7	DC-88-2..... B-4	DC-CRCAM59PLENQ..... B-14	DC-PP6-12HS..... C-2	FISO16205FGA..... J-26

# ITEM # TO PAGE # REFERENCE

FISO16250F.....J-26, J-40	FISO16125FA.....J-23	H126NB.....J-14	HTMSO16250N.....J-21	MSO22110FA.....J-24	PBSO22250FGN.....J-27, J-41
FISO16250FG.....J-26	FISO16125FGN.....J-23	H128F.....J-14	HTR1210NB.....J-21	MSO22110FGN.....J-24	PBSO22250N.....J-27, J-41
FISO16250FN.....J-25, J-40	FISO16125FGNA.....J-23	H128FGN.....J-14	HTR1214NB.....J-21	MSO22110FGNA.....J-24	R1/012F.....J-17
FISO16250FNG.....J-25	FISO16125N.....J-23	H128N.....J-14	HTR1238NB.....J-21	MSO22110N.....J-24	R1/012FN.....J-17
FISO22110F.....J-26	FISO16125NA.....J-23	H128NB.....J-14	HTR12516NB.....J-21	MSO22110NA.....J-24	R1/012NB.....J-17, J-36
FISO22110FA.....J-26, J-39	FISO16187F.....J-23, J-39	H1610F.....J-11, J-33	HTR126NB.....J-21	MSO22187F.....J-24	R1/014F.....J-17
FISO22110FG.....J-26	FISO16187FA.....J-23, J-39	H1610FGN.....J-11, J-33	HTR128NB.....J-21	MSO22187FA.....J-24	R1/014FN.....J-17
FISO22110FGA.....J-26	FISO16187FGN.....J-23, J-40	H1610FL.....J-11	HTR1610NB.....J-21	MSO22187FGN.....J-24	R1/014NB.....J-17, J-36
FISO22110FNG.....J-25	FISO16187FGNA.....J-23, J-40	H1610N.....J-11, J-32	HTR1614NB.....J-21	MSO22187FGNA.....J-24	R1/034F.....J-17
FISO22110FNA.....J-25	FISO16187N.....J-23, J-39	H1610NB.....J-11	HTR164NB.....J-21	MSO22187N.....J-24	R1/034FN.....J-17
FISO22187F.....J-25, J-39	FISO16187NA.....J-23, J-39	H1610NBL.....J-11	HTR166NB.....J-21	MSO22187NA.....J-24	R1/034NB.....J-17
FISO22187FA.....J-25, J-39	FISO16205F.....J-23, J-39	H1610NL.....J-11	HTR168NB.....J-21	MSO22205F.....J-24	R1/038F.....J-17
FISO22187FG.....J-26	FISO16205FA.....J-23, J-39	H166F.....J-11	HTR214NB.....J-21, J-38	MSO22205FA.....J-24	R1/038FN.....J-17
FISO22187FGA.....J-26	FISO16205FGN.....J-23, J-40	H166FGN.....J-11	HTR2210NB.....J-21	MSO22205FGN.....J-24	R1/038NB.....J-17, J-36
FISO22187FNG.....J-25	FISO16205FGNA.....J-23, J-40	H166FL.....J-11	HTR2214NB.....J-21	MSO22205FGNA.....J-24	R1/0516F.....J-17
FISO22187FNGA.....J-25	FISO16205N.....J-23, J-39	H166N.....J-11	HTR224NB.....J-21	MSO22205N.....J-24	R1/0516FN.....J-17
FISO22205F.....J-26, J-39	FISO16205NA.....J-23, J-39	H166NB.....J-11	HTR226NB.....J-21	MSO22205NA.....J-24	R1/0516NB.....J-17, J-36
FISO22205FA.....J-26, J-39	FISO16250F.....J-23, J-39	H166NBL.....J-11	HTR228NB.....J-21	MSO22250F.....J-24, J-41	R1/058F.....J-17
FISO22205FG.....J-26	FISO16250FGN.....J-23, J-40	H166NBL.....J-11	HTR238NB.....J-21, J-38	MSO22250FGN.....J-24, J-41	R1/058FN.....J-17
FISO22205FGA.....J-26	FISO16250N.....J-23, J-39	H166NL.....J-11	HTR2516NB.....J-21, J-38	MSO22250N.....J-24, J-41	R1/058NB.....J-17
FISO22250F.....J-26, J-39	FISO2210N.....J-23	H168F.....J-11	HTR414NB.....J-21, J-38	MTB306N.....J-29	R1/0716F.....J-17
FISO22250FG.....J-26	FISO22110F.....J-23	H168FGN.....J-11	HTR438NB.....J-21, J-38	MTB308N.....J-29	R1/0716FN.....J-17
FISO22250FN.....J-25, J-40	FISO22110FA.....J-23, J-39	H168FL.....J-11	HTR4516NB.....J-21, J-38	MTB456N.....J-29	R1/0716NB.....J-17
FISO22250FNG.....J-25	FISO22110FGN.....J-23	H168N.....J-11	HTR614NB.....J-21, J-38	MTB458N.....J-29	R1/078F.....J-17
FISO26110F.....J-26	FISO22110FGNA.....J-23, J-39	H168NB.....J-11	HTR638NB.....J-21, J-38	MTB606N.....J-29	R1/078FN.....J-17
FISO26110FA.....J-26	FISO22110NA.....J-23, J-39	H168NBL.....J-11	HTR6516NB.....J-21, J-38	MTB608N.....J-29	R1/078NB.....J-17
FISO26110FG.....J-26	FISO22125F.....J-23	H2210F.....J-9, J-31	HTR810NB.....J-21, J-38	MTRA906N.....J-29	R1/0916F.....J-17
FISO26110FGA.....J-26	FISO22125FA.....J-23	H2210FGN.....J-9, J-32	HTR814NB.....J-21, J-38	MTRA908N.....J-29	R1/0916FN.....J-17
FISO26187F.....J-26	FISO22125FGN.....J-23	H2210FL.....J-9	MFMSO.....J-27, J-42	MTS06N.....J-29	R1/0916NB.....J-17
FISO26187FA.....J-26	FISO22125FNGA.....J-23	H2210N.....J-9, J-31	MFMSO-1.....J-27, J-42	MTS08N.....J-29	R1210F.....J-12, J-34
FISO26187FG.....J-26	FISO22125N.....J-23	H2210NB.....J-9	MFMSO-2.....J-27, J-42	NP1810.....J-14, J-42	R1210FGN.....J-12, J-35
FISO26187FGA.....J-26	FISO22125NA.....J-23	H2210NBL.....J-9	MFMSO-3.....J-27, J-42	NP188.....J-14, J-42	R1210N.....J-12, J-34
FISO26205F.....J-26	FISO22187F.....J-23, J-39	H2210NL.....J-9	MFMSO-4.....J-27, J-42	NP2214.....J-14, J-42	R1210NB.....J-12
FISO26205FA.....J-26	FISO22187FA.....J-23, J-39	H226F.....J-9	MINC12250F.....J-25, J-40	NP2216.....J-14, J-42	R1212F.....J-12, J-34
FISO26205FG.....J-26	FISO22187FGN.....J-23, J-39	H226FGN.....J-9	MINC16250F.....J-25, J-40	OB1210F.....J-15	R1212FGN.....J-12, J-35
FISO26205FGA.....J-26	FISO22187FNGA.....J-23, J-39	H226FL.....J-9	MINC22250F.....J-25, J-40	OB1614F.....J-15	R1212N.....J-12, J-34
FISO26250F.....J-26	FISO22187N.....J-23, J-39	H226N.....J-9	MISO16250F.....J-25, J-40	OB2216F.....J-15	R1212NB.....J-12
FISO26250FG.....J-26	FISO22187NA.....J-23, J-39	H226NB.....J-9	MISO16250FNG.....J-25	P1/0NT.....J-20	R1214F.....J-12, J-34
FLSO12250F.....J-41	FISO22205F.....J-23, J-39	H226NBL.....J-9	MISO22250FN.....J-25, J-40	P1210F.....J-15, J-34	R1214FGN.....J-12, J-35
FLSO12250FN.....J-27	FISO22205FA.....J-23, J-39	H226NL.....J-9	MISO22250FNG.....J-25	P1210FB.....J-15	R1214N.....J-12, J-34
FLSO12250N.....J-27, J-41	FISO22205FGN.....J-23, J-39	H228F.....J-9	MP16156F.....J-28, J-42	P1210FN.....J-15, J-35	R1214NB.....J-12
FLSO12250NG.....J-27	FISO22205FNGA.....J-23, J-39	H228FGN.....J-9	MP16156FG.....J-42	P1210N.....J-15, J-34	R1238F.....J-12, J-34
FLSO16187NA.....J-27	FISO22205N.....J-23, J-39	H228FL.....J-9	MP16156FGN.....J-28	P1210NB.....J-15	R1238FGN.....J-12, J-35
FLSO16250F.....J-41	FISO22205NA.....J-23, J-39	H228N.....J-9	MP16156N.....J-28, J-42	P1614F.....J-15, J-33	R1238N.....J-12, J-34
FLSO16250FN.....J-27, J-41	FISO22250F.....J-23, J-39	H228NB.....J-9	MP16180F.....J-28	P1614FB.....J-15	R1238NB.....J-12
FLSO16250N.....J-27, J-41	FISO22250N.....J-23, J-39	H228NBL.....J-9	MP16180FGN.....J-28	P1614FN.....J-15, J-33	R124F.....J-12
FLSO22250F.....J-41	FISO26110F.....J-23	H228NL.....J-9	MP16180N.....J-28	P1614N.....J-15, J-32	R124FGN.....J-12
FLSO22250FN.....J-27	FISO26110FA.....J-22, J-39	HTB1210NB.....J-21	MP16195N-1.....J-42	P1614NB.....J-15	R124N.....J-12
FLSO22250N.....J-41	FISO26110FGN.....J-23	HTB1614NB.....J-21	MP22156F.....J-28, J-42	P2/0NT.....J-20	R124NB.....J-12
FLSO22250NG.....J-27, J-41	FISO26110FGNA.....J-23	HTB2216NB.....J-21	MP22156FG.....J-42	P2214FB.....J-15	R12516F.....J-12, J-34
FR16156F.....J-29, J-42	FISO26110N.....J-23	HTEB1210N.....J-21, J-39	MP22156FGN.....J-28	P2216F.....J-15, J-31	R12516FGN.....J-12, J-35
FR16156N.....J-29, J-42	FISO26110NA.....J-23	HTEB1614N.....J-21, J-39	MP22156N.....J-28, J-42	P2216FN.....J-15, J-32	R12516N.....J-12, J-34
FR16180F.....J-29	FISO26125F.....J-23	HTEB2216N.....J-21, J-39	MP22180F.....J-28	P2216NB.....J-15, J-31	R12516NB.....J-11
FR16180N.....J-29	FISO26125FA.....J-23	HTEFSO16187N.....J-22	MP22180FGN.....J-28	P2216NB.....J-15	R126F.....J-12, J-34
FR22156F.....J-29, J-42	FISO26125FGN.....J-23	HTEFSO16187NA.....J-22	MP22180N.....J-28	P250NT.....J-20	R126FGN.....J-12, J-35
FR22156N.....J-29, J-42	FISO26125FNGA.....J-23	HTEFSO16205N.....J-22	MSO12250F.....J-25, J-41	P2624F.....J-15	R126N.....J-12, J-34
FR22180F.....J-29	FISO26125NA.....J-23	HTEFSO16205NA.....J-22	MSO12250FGN.....J-25, J-41	P2624FB.....J-15	R126NB.....J-12
FR22180N.....J-29	FISO26187F.....J-23	HTEFSO16250N.....J-22	MSO12250N.....J-25, J-41	P2624FN.....J-15	R12716F.....J-12
FISO12187F.....J-24	FISO26187FA.....J-23	HTEMFO16187N.....J-22, J-39	MSO16110F.....J-24	P2624N.....J-15	R12716FGN.....J-12
FISO12187FA.....J-24	FISO26187FGN.....J-23	HTEMFO16205N.....J-22, J-39	MSO16110FA.....J-24	P2624NB.....J-15	R12716N.....J-12
FISO12187FGN.....J-24	FISO26187FNGA.....J-23	HTEMFO16250N.....J-22, J-39	MSO16110FGN.....J-24	P2F.....J-20	R12716NB.....J-12
FISO12187FGNA.....J-24	FISO26205F.....J-23	HTER1210N.....J-22, J-38	MSO16110FGNA.....J-24	P2NT.....J-20	R128F.....J-12, J-34
FISO12187N.....J-24	FISO26205FA.....J-23	HTER1214N.....J-22, J-38	MSO16110N.....J-24	P3/0NT.....J-20	R128FGN.....J-12, J-35
FISO12187NA.....J-24	FISO26205FGN.....J-23	HTER1238N.....J-21, J-38	MSO16110NA.....J-24	P300NT.....J-20	R128N.....J-12, J-34
FISO12370F.....J-24	FISO26205FNGA.....J-23	HTER124N.....J-22	MSO16187F.....J-24	P4/0NT.....J-20	R128NB.....J-12
FISO12370FGN.....J-24	FISO26205N.....J-23	HTER12516N.....J-22, J-38	MSO16187FA.....J-24	P400NT.....J-20	R1610F.....J-10, J-33
FISO12370FNG.....J-24	FISO26205NA.....J-23	HTER126N.....J-22, J-38	MSO16187FGN.....J-24	P4F.....J-20	R1610FGN.....J-10, J-33
FISO12375F.....J-24	FISO26250F.....J-23	HTER128N.....J-22, J-38	MSO16187FGNA.....J-24	P4NT.....J-20	R1610FL.....J-10
FISO12375FN.....J-40	FISO26250FGN.....J-23	HTER1610N.....J-22, J-38	MSO16187N.....J-24	P500NT.....J-20	R1610N.....J-10, J-32
FISO16110F.....J-23	FISO26250FNA.....J-23	HTER1614N.....J-38	MSO16187NA.....J-24	P6F.....J-20	R1610NB.....J-10
FISO16110FA.....J-23, J-39	FISO26250FNGA.....J-23	HTER164N.....J-22, J-38	MSO16205F.....J-24	P6NT.....J-20	R1610NBL.....J-10
FISO16110FGN.....J-23	FISO26250FGN.....J-23	HTER166N.....J-22, J-38	MSO16205FA.....J-24	P8NT.....J-20	R1610NL.....J-10
FISO16110FGNA.....J-23, J-40	H1210F.....J-14, J-34	HTER168N.....J-22, J-38	MSO16205FGN.....J-24	P8NT.....J-20	R1612F.....J-10
FISO16110N.....J-23	H1210FGN.....J-14, J-35	HTER2210N.....J-22, J-38	MSO16205FNGA.....J-24	PBSO12250F.....J-27, J-41	R1612FGN.....J-10
FISO16110NA.....J-23, J-29	H126N.....J-14	HTER2214N.....J-38	MSO16205N.....J-24	PBSO12250FGN.....J-27, J-41	R1612N.....J-10
FISO16125F.....J-23	H126N.....J-14	HTER224N.....J-22, J-38	MSO16205NA.....J-24	PBSO12250N.....J-27, J-41	R1612NB.....J-10
FISO16125FA.....J-23	H126N.....J-14	HTER226N.....J-22, J-38	MSO16250F.....J-24, J-41	PBSO16250F.....J-27, J-41	R1614F.....J-10, J-33
FISO16125FG.....J-23	H126N.....J-14	HTER228N.....J-22, J-38	MSO16250FGN.....J-24, J-41	PBSO16250FGN.....J-27, J-41	R1614FN.....J-10, J-33
FISO16125FNG.....J-23	H126N.....J-14	HTMSO16187N.....J-21	MSO16250N.....J-24, J-41	PBSO16250FGNA.....J-27, J-41	R1614F.....J-10
FISO16125FNGA.....J-23	H126N.....J-14	HTMSO16205N.....J-21	MSO22110F.....J-24	PBSO22250F.....J-27, J-41	R1614N.....J-10, J-32



# ITEM # TO PAGE # REFERENCE

R1614NB.....J-10	R2210N.....J-7, J-31	R25034F.....J-18	R4/038F.....J-18	R658NB.....J-16	S168NBL.....J-10
R1614NBL.....J-10	R2210NB.....J-7	R25034FN.....J-18	R4/038FN.....J-18	R6716F.....J-16	S168NL.....J-10
R1614NL.....J-10	R2210NBL.....J-7	R25034NB.....J-18	R4/038NB.....J-18, J-37	R6716FN.....J-16	S2210F.....J-8
R162F.....J-10	R2210NL.....J-7	R25038F.....J-18	R4/0516F.....J-18	R6716NB.....J-16	S2210FGN.....J-8
R162FGN.....J-10	R2214F.....J-7, J-31	R25038FN.....J-18	R4/0516FN.....J-18	R810F.....J-16, J-35	S2210FL.....J-8
R162FL.....J-10	R2214FGN.....J-7, J-32	R25038NB.....J-18, J-37	R4/0516NB.....J-18, J-37	R810FN.....J-16	S2210N.....J-8
R162N.....J-10	R2214FL.....J-7	R250516F.....J-18	R4/058F.....J-18	R810FNW.....J-16	S2210NB.....J-8
R162NB.....J-10	R2214N.....J-7, J-31	R250516FN.....J-18	R4/058FN.....J-18	R810FW.....J-16	S2210NBL.....J-8
R162NBL.....J-10	R2214NB.....J-7, J-31	R250516NB.....J-18, J-37	R4/058NB.....J-18	R810NB.....J-16, J-35	S2210NL.....J-8
R162NL.....J-10	R2214NBL.....J-7	R25058F.....J-18	R4/0716F.....J-18	R810NBW.....J-16	S2214F.....J-8
R1638F.....J-10, J-33	R2214NL.....J-7	R25058FN.....J-18	R4/0716FN.....J-18	R812F.....J-16, J-35	S2214FGN.....J-8
R1638FGN.....J-10, J-33	R22156FGN.....J-32	R25058NB.....J-18	R4/0716NB.....J-18	R812FN.....J-16	S2214N.....J-8
R1638FL.....J-10	R2222F.....J-7	R250716F.....J-18	R4/078NB.....J-18	R812FNW.....J-16	S2214NB.....J-8
R1638N.....J-10, J-32	R2222FGN.....J-7	R250716FN.....J-18	R40012NB.....J-19	R812FW.....J-16	S222F.....J-8
R1638NB.....J-10	R222N.....J-7	R250716NB.....J-18	R4001NB.....J-19	R812NB.....J-16, J-35	S222FGN.....J-8
R1638NBL.....J-10	R222NB.....J-7	R25078NB.....J-18	R40034NB.....J-19	R812NBW.....J-16	S222N.....J-8
R1638NL.....J-10	R2238F.....J-7, J-31	R2516F.....J-17, J-36	R40038NB.....J-19	R814F.....J-16, J-35	S222NB.....J-8
R164F.....J-10, J-33	R2238FGN.....J-7, J-32	R2516FN.....J-17	R40058NB.....J-19	R814FN.....J-16	S224F.....J-8
R164FGN.....J-10, J-33	R2238FL.....J-7	R2516NB.....J-17, J-36	R40078NB.....J-19	R814FNW.....J-16	S224FGN.....J-8
R164FL.....J-10	R2238N.....J-7, J-31	R258F.....J-17	R400916NB.....J-19	R814FW.....J-16	S224N.....J-8
R164N.....J-10, J-32	R2238NB.....J-7	R258FN.....J-17	R410F.....J-16, J-36	R814NB.....J-16, J-35	S224NB.....J-8
R164NB.....J-10	R2238NBL.....J-7	R258NB.....J-17	R410FN.....J-16	R814NBW.....J-16	S226F.....J-8
R164NBL.....J-10	R2238NL.....J-7	R260FGN.....J-7	R410NB.....J-16, J-36	R834F.....J-16	S226FGN.....J-8
R164NL.....J-10	R224F.....J-10, J-32	R260FN.....J-7	R412F.....J-16, J-36	R834FN.....J-16	S226FL.....J-8
R16516F.....J-10, J-33	R224FGN.....J-10	R260N.....J-7	R412FN.....J-16	R834NB.....J-16	S226N.....J-8
R16516FGN.....J-10, J-33	R224FL.....J-10	R2610FGN.....J-7	R412FNW.....J-16	R838F.....J-16, J-35	S226NB.....J-8
R16516FL.....J-10	R224N.....J-10	R2610FN.....J-7	R412FW.....J-16	R838FN.....J-16	S226NBL.....J-8
R16516N.....J-10, J-32	R224NB.....J-10, J-33	R2610N.....J-7	R412NB.....J-16, J-36	R838NB.....J-16, J-35	S226NL.....J-8
R16516NB.....J-10	R224NBL.....J-7	R262FGN.....J-7	R412NBW.....J-16	R8516F.....J-16, J-35	S228F.....J-8
R16516NBL.....J-10	R22516F.....J-7, J-31	R262FN.....J-7	R414F.....J-16, J-36	R8516FN.....J-16	S228FGN.....J-8
R16516NL.....J-10	R22516FGN.....J-7	R262N.....J-7	R414FN.....J-16	R8516NB.....J-16, J-35	S228FL.....J-8
R166F.....J-10, J-33	R22516FL.....J-7	R264FGN.....J-7	R414NB.....J-16, J-36	R858F.....J-16	S228N.....J-8
R166FGN.....J-10, J-33	R22516N.....J-7, J-31	R264FN.....J-7	R434F.....J-16	R858FN.....J-16	S228NB.....J-8
R166FGN-0.....J-10	R22516NB.....J-7	R264N.....J-7	R434FN.....J-16	R858NB.....J-16	S228NBL.....J-8
R166FL.....J-10	R22516NBL.....J-7	R266FGN.....J-7	R434NB.....J-16	R88F.....J-16	S228NL.....J-8
R166FL-0.....J-10	R22516NL.....J-7	R266FN.....J-7	R438F.....J-16, J-36	R88FN.....J-16	SF1210F.....J-13, J-34
R166N.....J-10, J-32	R22516NBL.....J-7	R266N.....J-7	R438FN.....J-16	R88NB.....J-16	SF1210FGN.....J-13, J-35
R166NB.....J-10	R226F.....J-7, J-31	R268FGN.....J-7	R438NB.....J-16, J-36	S1210F.....J-12	SF1210N.....J-13, J-34
R166NBL.....J-10	R226FGN.....J-7, J-32	R268FN.....J-7	R4516F.....J-16, J-36	S1210FGN.....J-12	SF1210NB.....J-13, J-34
R166NBL-0.....J-10	R226FGN-0.....J-7	R268N.....J-7	R4516FN.....J-16	S1210N.....J-12	SF126F.....J-13, J-34
R166NL.....J-10	R226FL.....J-7	R2716F.....J-17	R4516NB.....J-16, J-36	S1210NB.....J-12	SF126FGN.....J-13, J-34
R166NL-0.....J-10	R226FL-0.....J-7	R2716FN.....J-17	R458F.....J-16	S1214F.....J-12	SF126N.....J-13, J-34
R168F.....J-10, J-33	R226N.....J-7, J-31	R2716NB.....J-17	R458FN.....J-16	S1214FGN.....J-12	SF126NB.....J-13
R168FGN.....J-10, J-33	R226NB.....J-7	R2916F.....J-17	R458FNW.....J-16	S1214N.....J-12	SF128F.....J-13, J-33
R168FL.....J-10	R226NBL.....J-7	R2916FN.....J-17	R458FW.....J-16	S1214NB.....J-12	SF128FGN.....J-13, J-35
R168N.....J-10, J-32	R226NBL-0.....J-7	R2916NB.....J-17	R458NB.....J-16	S126F.....J-12	SF128N.....J-13, J-34
R168NB.....J-10	R226NL.....J-7	R3/012F.....J-18	R458NBW.....J-16	S126FGN.....J-12	SF128NB.....J-13
R168NBL.....J-10	R226NL-0.....J-7	R3/012FN.....J-18	R4716F.....J-16	S126N.....J-12	SF1610F.....J-11, J-33
R168NL.....J-10	R228F.....J-7, J-31	R3/012NB.....J-18, J-37	R4716FN.....J-16	S126NB.....J-12	SF1610FGN.....J-11, J-33
R2/012F.....J-17	R228FGN.....J-7, J-32	R3/014F.....J-18	R4716NB.....J-16	S128F.....J-12	SF1610FL.....J-11
R2/012FN.....J-17	R228FL.....J-7	R3/014FN.....J-18	R50012NB.....J-19	S128FGN.....J-12	SF1610N.....J-11, J-32
R2/012NB.....J-17, J-36	R228N.....J-7, J-31	R3/014NB.....J-18, J-37	R5001NB.....J-19	S128N.....J-12	SF1610NB.....J-11
R2/014F.....J-17	R228NB.....J-7	R3/038F.....J-18	R50034NB.....J-19	S128NB.....J-12	SF1610NBL.....J-11
R2/014FN.....J-17	R228NBL.....J-7	R3/038FN.....J-18	R50038NB.....J-19	S1610F.....J-10	SF1610NL.....J-11
R2/014NB.....J-17, J-36	R228NL.....J-7	R3/038NB.....J-18, J-37	R50058NB.....J-19	S1610FGN.....J-10	SF166F.....J-11, J-33
R2/034NB.....J-17	R234F.....J-17	R3/0516F.....J-18	R50078NB.....J-19	S1610FL.....J-10	SF166FGN.....J-11, J-33
R2/038F.....J-17	R234FN.....J-17	R3/0516FN.....J-18	R500916NB.....J-19	S1610N.....J-10	SF166FL.....J-11
R2/038FN.....J-17	R234NB.....J-17	R3/0516NB.....J-18, J-37	R610F.....J-16, J-35	S1610NB.....J-10	SF166N.....J-11, J-32
R2/038NB.....J-17, J-36	R238F.....J-17, J-36	R3/058NB.....J-18	R610FN.....J-16	S1610NBL.....J-10	SF166NB.....J-11
R2/0516F.....J-17	R238FN.....J-17	R3/064NB.....J-17	R610NB.....J-16, J-35	S1610NL.....J-10	SF166NBL.....J-11
R2/0516FN.....J-17	R238FNW.....J-17	R3/0716F.....J-18	R612F.....J-16, J-35	S1614F.....J-10	SF166NL.....J-11
R2/0516NB.....J-17, J-36	R238FW.....J-17	R3/0716FN.....J-18	R612FN.....J-16	S1614FGN.....J-10	SF168F.....J-11, J-33
R2/058NB.....J-17	R238NB.....J-17, J-36	R3/0716NB.....J-18	R612NB.....J-16, J-35	S1614N.....J-10	SF168FGN.....J-11, J-33
R2/0716F.....J-17	R238NBW.....J-17	R3/078NB.....J-18	R614F.....J-16, J-35	S1614NB.....J-10	SF168FL.....J-11
R2/0716FN.....J-17	R2410FGN.....J-7	R3/0916NB.....J-18	R614FN.....J-16	S164F.....J-10	SF168N.....J-11, J-32
R2/0716NB.....J-17	R2410N.....J-7	R30012NB.....J-19	R614FNW.....J-16	S164FGN.....J-10	SF168NB.....J-11
R2/078NB.....J-17	R242FGN.....J-7	R30034NB.....J-19	R614FW.....J-16	S164N.....J-10	SF168NBL.....J-11
R2/0916NB.....J-17	R242N.....J-7	R30038NB.....J-19	R614NB.....J-16, J-35	S164NB.....J-10	SF168NL.....J-11
R210F.....J-17, J-36	R244FGN.....J-7	R30058NB.....J-19	R614NBW.....J-16	S166F.....J-10	SF2210F.....J-8, J-31
R210FN.....J-17	R244N.....J-7	R30078NB.....J-19	R624NB.....J-16	S166FGN.....J-10	SF2210FGN.....J-8, J-32
R210NB.....J-17, J-36	R246FGN.....J-7	R300916NB.....J-19	R634F.....J-16	S166FL.....J-10	SF2210FL.....J-8
R212F.....J-17	R246N.....J-7	R300916NB.....J-19	R4/012F.....J-16	S166N.....J-10	SF2210N.....J-8, J-31
R212FN.....J-17	R248FGN.....J-7	R4/012FN.....J-18	R638F.....J-16, J-35	S166NB.....J-10	SF2210NB.....J-8
R212NB.....J-17, J-36	R248N.....J-7	R4/012NB.....J-18, J-37	R638FN.....J-16	S166NBL.....J-10	SF2210NBL.....J-8
R214F.....J-17, J-36	R25012F.....J-18	R4/014F.....J-18	R638NB.....J-16, J-35	S166NL.....J-10	SF2210NL.....J-8
R214FN.....J-17	R25012FN.....J-18	R4/014FN.....J-18	R6516F.....J-16, J-35	S168F.....J-10	SF222F.....J-8
R214NB.....J-17, J-36	R25012NB.....J-18, J-37	R4/014NB.....J-18, J-37	R6516FN.....J-16	S168FGN.....J-10	SF222FGN.....J-8
R2210F.....J-7, J-31	R25014F.....J-18	R4/034F.....J-18	R6516NB.....J-16, J-35	S168FL.....J-10	SF222FL.....J-8
R2210FGN.....J-7, J-32	R25014FN.....J-18	R4/034FN.....J-18	R658F.....J-16	S168N.....J-10	SF222N.....J-8
R2210FL.....J-7	R25014NB.....J-18, J-37	R4/034NB.....J-18	R658FN.....J-16	S168NB.....J-10	SF222NB.....J-8



# ITEM # TO PAGE # REFERENCE

SF222NBL	J-8	SS226FGN	J-9, J-32	STSS1210FN	J-43
SF222NL	J-8	SS226FL	J-9	STSS126FN	J-43
SF224F	J-8	SS226N	J-31	STSS128FN	J-43
SF224FGN	J-8	SS226NBL	J-9	STSS1610FN	J-43
SF224FL	J-8	SS226NL	J-9	STSS166FN	J-43
SF224N	J-8	SS228F	J-31	STSS168FN	J-43
SF224NB	J-8	SS228FGN	J-9, J-32	STSS2210FN	J-43
SF224NBL	J-8	SS228FL	J-9	STSS226FN	J-43
SF224NL	J-8	SS228N	J-31	STSS228FN	J-43
SF226F	J-8, J-31	SS228NBL	J-9	TB-3-2	H-1
SF226FGN	J-8, J-32	SS228NL	J-9	TB-3-3	H-1
SF226FL	J-8	SSL1610FGN	J-11	TB-3-4	H-1
SF226N	J-8, J-31	SSL1610FL	J-11	TB-3-5	H-1
SF226NB	J-8	SSL1610NBL	J-11	TB-3-6	H-1
SF226NBL	J-8	SSL1610NL	J-11	TB-3-7	H-1
SF226NL	J-8	SSL166FGN	J-11	TB-3-8	H-1
SF228F	J-8, J-31	SSL166FL	J-11	TB-3-9	H-1
SF228FGN	J-8, J-32	SSL166NBL	J-11	TB-3-10	H-1
SF228FL	J-8	SSL166NL	J-11	TB-3-11	H-1
SF228N	J-8, J-31	SSL168FGN	J-11	TB-3-12	H-1
SF228NB	J-8	SSL168FL	J-11	TB-3-13	H-1
SF228NBL	J-8	SSL168NBL	J-11	TB-3-14	H-1
SF228NL	J-8	SSL168NL	J-11	TB-3-15	H-1
SS1210F	J-13, J-34	SSL2210FGN	J-9	TB-3-16	H-1
SS1210FGN	J-13, J-35	SSL2210FL	J-9	TB-3-17	H-1
SS1210N	J-13, J-34	SSL2210NBL	J-9	TB-3-18	H-1
SS1210NB	J-13	SSL2210NL	J-9	TB-3-19	H-1
SS125F	J-13	SSL226FGN	J-9	TB-3-20	H-1
SS125FGN	J-13	SSL226FL	J-9	TB-3-21	H-1
SS125N	J-13	SSL226NBL	J-9	TB-3-22	H-1
SS125NB	J-13	SSL226NL	J-9	TB-3-23	H-1
SS126F	J-13, J-34	SSL228FGN	J-9	TB-3-24	H-1
SS126FGN	J-13, J-35	SSL228FL	J-9	TB-3-25	H-1
SS126N	J-13, J-34	SSL228NBL	J-9	TB-3-26	H-1
SS126NB	J-13	SSL228NL	J-9	TB-3-27	H-1
SS128F	J-13, J-34	STB1210FN	J-43	TB-3-28	H-1
SS128FGN	J-13, J-35	STB1614FN	J-43	TB-3-29	H-1
SS128N	J-13, J-34	STB2216FN	J-43	TB-3-30	H-1
SS128NB	J-13	STB8FN	J-43	WB1210FGN	J-14, J-36
SS1610F	J-33	STFISO12250FN	J-43	WB1210FGN	J-35
SS1610FGN	J-11, J-33	STFISO16250FN	J-43	WB1210NB	J-34
SS1610FL	J-11	STFISO22250FN	J-43	WB1210NG	J-14
SS1610N	J-32	STFSO12250FN	J-43	WB1614FGN	J-14, J-33
SS1610NBL	J-11	STFSO16250FN	J-43	WB1614NB	J-32
SS1610NL	J-11	STFSO22250FN	J-43	WB1614NG	J-14
SS165FGN	J-11	STMISO12250FN	J-43	WB2216FGN	J-14, J-31
SS165FL	J-11	STMISO16250FN	J-43	WB2216FGN	J-32
SS165NBL	J-11	STMISO22250FN	J-43	WB2216NB	J-31
SS165NL	J-11	STMSO12250FN	J-43	WB2216NG	J-14
SS166F	J-33	STMSO16250FN	J-43	WB2420FGN	J-14
SS166FGN	J-11, J-34	STMSO22250FN	J-43	WB2420NG	J-14
SS166FL	J-11	STR1210FN	J-43	WB2624FGN	J-14
SS166N	J-32	STR1212FN	J-43	WB2624NG	J-14
SS166NBL	J-11	STR1214FN	J-43	WNP1810	J-2
SS166NL	J-11	STR1238FN	J-43	WNP1814	J-2
SS168F	J-33	STR12516FN	J-43	WNP188	J-2
SS168FGN	J-11, J-33	STR126FN	J-43	WNP2214	J-2
SS168FL	J-11	STR128FN	J-43	WP1210F	J-29
SS168N	J-32	STR1610FN	J-43	WP1210FG	J-29
SS168NBL	J-11	STR1614FN	J-43	WP1210N	J-29
SS168NL	J-11	STR1638FN	J-43	WP1210NB	J-29
SS2210F	J-31	STR16516FN	J-43	WP1614F	J-29
SS2210FGN	J-9, J-32	STR166FN	J-43	WP1614FG	J-29
SS2210FL	J-9	STR168FN	J-43	WP1614FGL	J-29
SS2210N	J-31	STR2210FN	J-43	WP1614FL	J-29
SS2210NBL	J-9	STR2214FN	J-43	WP1614N	J-29
SS2210NL	J-9	STR2238FN	J-43	WP1614NB	J-29
SS222FGN	J-9	STR22516FN	J-43	WP1614NBL	J-29
SS222FL	J-9	STR226FN	J-43	WP1614NBL	J-29
SS222NBL	J-9	STR228FN	J-43	WP2216F	J-29
SS222NL	J-9	STS1210FN	J-43	WP2216FG	J-29
SS224FGN	J-9	STS1214FN	J-43	WP2216FGL	J-29
SS224FL	J-9	STS126FN	J-43	WP2216FL	J-29
SS224NBL	J-9	STS128FN	J-43		
SS224NL	J-9	STS1610FN	J-43		
SS225FGN	J-9	STS166FN	J-43		
SS225FL	J-9	STS168FN	J-43		
SS225NBL	J-9	STS2210FN	J-43		
SS225NL	J-9	STS226FN	J-43		
SS226F	J-31	STS228FN	J-43		



**Thank you for choosing Dolphin.**

