

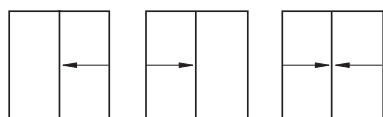
DW Series Ordering Specifications and Options



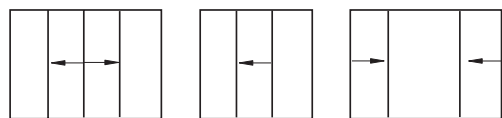
USE THESE SPECIFICATIONS TO DESIGN THE DW SERIES SLIDING WINDOW OF YOUR CHOICE

Specifications

AVAILABLE CONFIGURATIONS:



☐ 0X* ☐ X0* ☐ XX



☐ 0XX0 ☐ 0X0 ☐ X0X

* Configuration Determined From Clerk Side

FINISH:

- ☐ Satin Anodized
- ☐ Duranodic Bronze
- ☐ RAL Powder Paint (Specify Color)
- ☐ Custom Kynar Paint (Specify Color)

OPTIONS:

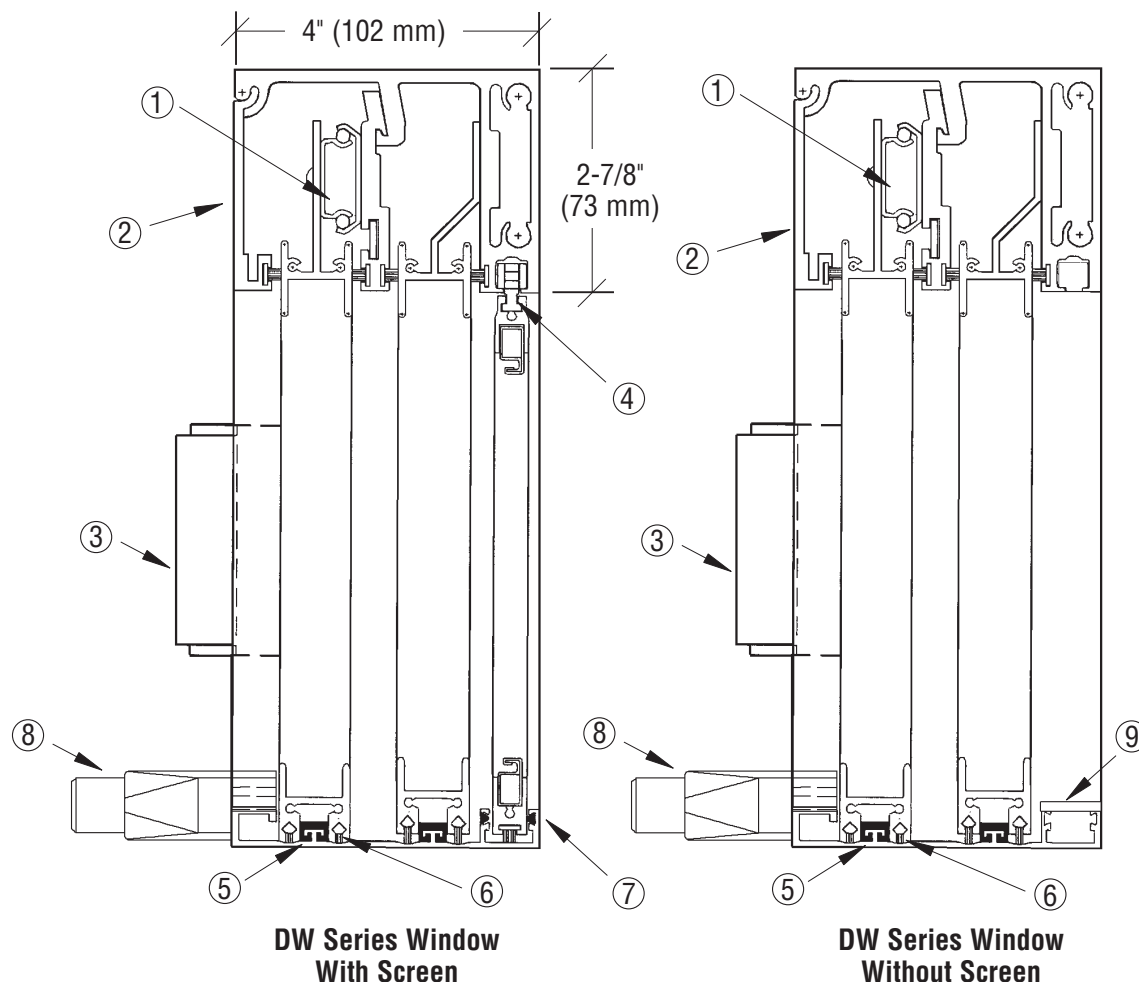
- ☐ Keyed Lock
- ☐ Burglar Bar (Select Models)
- ☐ Full Bottom Track
- ☐ Open Counter Area
- ☐ Deal Tray
- ☐ Stainless Steel Shelf

GLAZING:

- Thickness: ☐ 1/4" (6 mm)
☐ 1/2" (12 mm)
- Type: ☐ Tempered
☐ Wire
☐ Tinted
☐ Laminated
☐ Insulating:
1/2" (12 mm) or
5/8" (16 mm)

SCREEN:

- ☐ With
- ☐ Without



- ① Heavy-Duty Anti-Lift Ball Bearing Carrier
- ② Removable Header Access Panel
- ③ Self-Latching Handle
- ④ Screen Rides on Nylon Rollers
- ⑤ Vinyl Track (No Metal-to-Metal Rubbing)

- ⑥ Poly-Pile Weatherstripping with Fin
- ⑦ Vinyl Guides for Screen (No Metal-to-Metal Rubbing)
- ⑧ Optional Keyed Lock
- ⑨ Channel Cap on No-Screen Models

Email forms and any drawings to showers.security@crlaurence.com