



PROVIDING SOLUTIONS

FLOOR
CARE

GENERAL
CLEANING

WASTE
COLLECTION

MATERIAL
HANDLING

FOOD SERVICE
EQUIPMENT

RESTROOM
PRODUCTS



CHALLENGE: Cross-Contamination

SOLUTION: Color-coding is a quick and intuitive way to insure that HACCP guidelines are being met. It is easy, just designate each color to a different room, i.e. restroom is red.



Look for the ColorGuard® logo beside products throughout this catalog. These items are designated for use in a color-coding system.

Certification Icon Definitions



CALIFORNIA STATE FIRE MARSHAL - The State of California fire codes are believed to be the most stringent of all the United States. Once a product has obtained UL and/or FM approval, they are submitted to California for acceptance. (osfm.fire.ca.gov)



DERMA-TEK® - This smooth surface, nonporous design is tough, durable and seamless – making it easy to clean and keep clean, which provides a professional appearance. Plus, Derma-Tek will not absorb chemicals, liquids or odors and will not rust, dent, chip or corrode.



FACTORY MUTUAL - FM is an independent testing agency that approves covered containers based on their ability to withstand an internal fire by the elimination/reduction of oxygen intake, to remain upright if tilted and to maintain shape and contain its contents throughout a specific temperature range. (fmglobal.com)



FDA - This regulatory agency of the U.S. government is responsible for determining how materials may be used in contact with food. Their regulations also provide specifications regarding composition, additives, and properties. A material which meets these standards can then be stated as FDA COMPLIANT. (fda.gov)



HACCP - Hazard Analysis Critical Control Points is a systematic approach to food safety. This approach utilizes seven principles and practices for analyzing a food process and determines the hazards within that process. (nal.usda.gov/fnic/foodborne/haccp/index.shtml)



NSF - National Sanitation Foundation is an independent testing laboratory that lists products which meet their criteria for cleanliness and sanitation in the areas of food contact and splash zone. Continental® manufactures products that meet the following NSF Standards: "Standard 2: Food Equipment" and "Standard 21: Thermoplastic Refuse Containers". (nsf.org)



OSHA - The Occupational Safety and Health Administration works with employers and employees to create better, safer and healthier working environments in the United States. OSHA Sanitation Regulations (Standards - 29 CFR) state that any receptacle used for putrescible solid or liquid waste or refuse shall be so constructed that it does not leak and may be thoroughly cleaned and maintained in a sanitary condition. Such a receptacle shall be equipped with a solid, tight-fitting cover, unless it can be maintained in a sanitary condition without a cover. (osha.gov)



UNDERWRITERS LABORATORY - The Continental® UL Classified Wastebaskets meet the UL performance criteria for open, non-metallic wastepaper containers and their ability to contain a fire. (ul.com)



USDA - The United States Department of Agriculture is a Food and Safety Inspection Service that regulates manufacturing, packaging, and handling practices in the agricultural food industry. USDA requirements for material approval are satisfied by a certification of FDA Compliance. (usda.gov)

Table of Contents

For the location of specific items, see the indexes in the back of the catalog.

FLOOR CARE DRY

Brooms.....	54-56
Carpet Bonnets	64-65
Deck Brushes.....	62
Dust Mop Handles & Frames	47, 50
Dust Mops	42-49
Dust Pans	52
Floor Sweepers	51
Lobby Dust Pans	53-54
Microfiber Dust Mops	32, 48-49
Poles & Handles.....	63-64
Sweeps ~ Floor & Ground..	57-61
Tool Hangers	64

FLOOR CARE WET

Floor Cones & Signs.....	36-38
Floor Finish Applicator	34
Floor Scrubs	34
Floor Squeegees.....	35
Microfiber Mop Frames & Handles.....	29-30
Microfiber Mops.....	31-33
Mop Buckets & Wringers.....	4-8
Sponge Mops	25
Touchless Mopping System ..	26-28
Wet Mop Handles	22-24
Wet Mops	9-21

FOOD SERVICE EQUIPMENT

Buss Tubs	120
Carts & Accessories	120
Dunnage Racks.....	122
Ice Bins.....	123-124
Ingredient Bins	122-123
Kitchen Brushes.....	125
Pitchers	124
Platform Trucks.....	97
Scoops & Measures.....	125
Step Stools.....	121
Storage Shelves.....	121

GENERAL CLEANING

Brushes & Scrubs	72-75
Buckets	81
Cart Accessories	71
Dusters	76-79
Folding Carts.....	71
Janitor Carts.....	68-69
Lodging Carts	69

GENERAL CLEANING

Microfiber Cloths	75-76
Soap & Sani Pails	80
Sprayers & Pumps.....	82-83
Value Packs	80
Wall Washers	79
Window Squeegees.....	84-85

MATERIAL HANDLING

Carts & Accessories	117
Cube Truck.....	111, 116
Hand Truck	116
Platform Trucks.....	115-116
Tilt Trucks	111, 114-115

MICROFIBER

Cloths.....	75-76
Disposable Wet Mops	33
Dust Mop Handles & Frames...50	
Dust Mops	48-49
Dusters	76, 78-79
Flat Mop	
Frames & Handles	29-30
Flat Mops.....	31-32
Wet Mops	33

RECYCLING

Material Handling	111
Receptacles	107-110
Waste Baskets	106

RESTROOM CARE

Infant Care.....	139
Odor Control.....	128-130
Restroom Cleaning Tools..131-133	
Soap Dispensers	138
Towel & Tissue Dispensers	134-137
Urinal Screens & Mats	130-131
Value Pack.....	131

WASTE COLLECTION

Receptacles, Lids & Accessories	88-103
Recycling	106-111
Smoking Receptacles.....	96, 105
Waste Baskets & Lids	103-104

FLOOR

A man in a grey polo shirt and khaki pants is mopping a large, polished floor in a modern building lobby. He is using a long-handled mop and a yellow mop bucket. In the foreground, there is a yellow mop bucket on wheels and a yellow warning sign that says "CAUTION WET FLOOR" and "PISO MOJADO". The floor is highly reflective, showing the man and the bucket. The background features a reception desk, a lamp, and a large window.

In 1938, Wilen® was established when Israel Wilen won a stake in a small mop manufacturing operation in a gin rummy card game. He first sold deck mops to local hardware stores, then quickly expanded the line. Israel's son, Joe Wilen, joined the company in the 1980's and built it into a nationally recognized, US-based mop manufacturer. In the late 90's, Continental Commercial Products acquired Wilen and transferred its mop plant to St. Louis, MO. To this day, we hold true to the high quality roots Wilen mops paved over 75 years ago.

CARE WET



FLOOR CARE | WET

MOP BUCKETS, WRINGERS & COMBOS

Our line of American made mop buckets and wringers set the standard for durable construction and quality. An innovative wringer design maximizes mechanical advantage, reducing worker strain and increasing productivity. Our molded-in mop handle rest keeps the mop handle in place during transportation and storage.

what are the facts?

Continental's desire for both ergonomics and efficiency determined the unique design of the Splash Guard™ buckets . . .



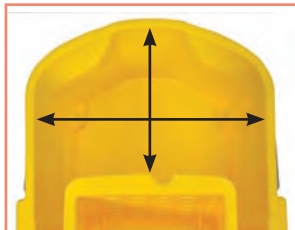
Taller Design

Added height at the wringer side provides greater leverage with less back & muscle strain. From the floor to the top of the wringer, the 35 qt. Combo is 28" and the 26 qt Combo is 24".



Sloped Walls

Patented, funnel-type reservoir easily directs mop to the target area, while preventing water from being splashed out.



Mop Target Area

With the wringer in place, our buckets offer a larger target area than the other leading brands.



Hand Grip

Molded-in grip area aids in lifting and emptying the bucket.

MOP BUCKETS

AJ 26 & 35 QT. SPLASH GUARD™ MOP BUCKET



Both models include plated steel bail, 3" non-marking grey casters, embossed graduations and universal "caution" logo. Fits Continental SW7, SW9 and SW12 wringers. Features our smooth Derma-Tek® finish.



226-3YW



335-3BZ

Item #	Description	Color	Case Pack	Case Weight	Case Cube
226-3BL	26 qt. Splash Guard Mop Bucket	Blue	1	9.50 lbs.	2.710 ft.
226-3BZ	26 qt. Splash Guard Mop Bucket	Bronze	1	9.50 lbs.	2.710 ft.
226-3GN	26 qt. Splash Guard Mop Bucket	Green	1	9.50 lbs.	2.710 ft.
226-3RD	26 qt. Splash Guard Mop Bucket	Red	1	9.50 lbs.	2.710 ft.
226-3YW	26 qt. Splash Guard Mop Bucket	Yellow	1	9.50 lbs.	2.710 ft.
335-3BL	35 qt. Splash Guard Mop Bucket	Blue	1	12.75 lbs.	3.840 ft.
335-3BZ	35 qt. Splash Guard Mop Bucket	Bronze	1	12.75 lbs.	3.840 ft.
335-3YW	35 qt. Splash Guard Mop Bucket	Yellow	1	12.75 lbs.	3.840 ft.

BJ 44 QT. STRUCTOLENE® MOP BUCKET

Super durable Structolene mop bucket with plated steel bail, 3" non-marking grey casters, embossed graduations and universal "caution" logo. Fits Continental SW7 and SW12 wringers. **This item does not have Derma-Tek® finish.**

Item #	Description	Color	Case Pack	Case Weight	Case Cube
404-3YW	44 qt. Structolene Mop Bucket	Yellow	1	14.77 lbs.	3.320 ft.




404-3YW

CJ SOLUTION SAVER

Solution Saver conserves floor care chemicals by allowing the use of small amounts of chemicals and eliminating chemical contamination. High-impact plastic container has a sloped "wring ramp" to help remove excess liquid from applicator. Solution Saver has a three gallon capacity and features 2" locking casters, carrying handles and a pour spout with cap for easy removal of liquid. **This item does not have Derma-Tek® finish.**

Item #	Color	Case Pack	Case Weight	Case Cube
B603000	Yellow	1	12.00 lbs.	2.460 ft.



B603000

DID YOU KNOW...



Will not absorb chemicals, liquids or odors, will not rust or corrode, resists dents & chips.

FLOOR CARE | WET

WRINGERS

A] SPLASH GUARD™ SIDE-PRESS WRINGER



Accommodates 12 to 32 ounce mops. Mop handle holder is molded into wringer front. Ergonomic handle design for leverage and comfort. Wringer nests in bucket for economic storage and shipment. Fits 26, 35 and 44 quart Continental® mop buckets. Features our smooth Derma-Tek® finish.

Item #	Description	Color	Case Pack	Case Weight	Case Cubic
SW12BL	Splash Guard Side-Press Wringer, For 12 - 32 oz. mops	Blue	1	8.52 lbs.	1.440 ft.
SW12BZ	Splash Guard Side-Press Wringer, For 12 - 32 oz. mops	Bronze	1	8.52 lbs.	1.440 ft.
SW12GN	Splash Guard Side-Press Wringer, For 12 - 32 oz. mops	Green	1	8.52 lbs.	1.440 ft.
SW12RD	Splash Guard Side-Press Wringer, For 12 - 32 oz. mops	Red	1	8.52 lbs.	1.440 ft.
SW12YW	Splash Guard Side-Press Wringer, For 12 - 32 oz. mops	Yellow	1	8.52 lbs.	1.440 ft.



SW12YW

B] SPLASH GUARD™ DOWN-PRESS WRINGER

Accommodates a variety of mops. Extended handle design for leverage and comfort. Utilizes gears to increase leverage and reduce fatigue. Wringer nests in bucket for economic storage and shipment. SW2 fits Continental 26 quart mop buckets. SW7 fits 26, 35 and 44 quart mop buckets. Features our smooth Derma-Tek® finish.

Item #	Description	Color	Case Pack	Case Weight	Case Cubic
SW2YW	Down-Press Wringer, Use with 8 - 16 oz. mops	Yellow	1	8.26 lbs.	1.450 ft.
SW7YW	Down-Press Wringer, Use with 16 - 32 oz. mops	Yellow	1	10.58 lbs.	2.370 ft.
SW7BL	Down-Press Wringer, Use with 16 - 32 oz. mops	Blue	1	10.58 lbs.	2.370 ft.
SW7BZ	Down-Press Wringer, Use with 16 - 32 oz. mops	Bronze	1	10.58 lbs.	2.370 ft.



SW7YW

C] INSTITUTIONAL WRINGER

Accommodates 12 to 32 ounce mops. Funnel-type wringer design uses no moving parts and is completely metal-free for improved safety. Fits Continental 35 quart bucket. Features our smooth Derma-Tek® finish.

Item #	Description	Color	Case Pack	Case Weight	Case Cubic
SW9YW	Institutional Wringer, Use with 12 - 32 oz. mops	Yellow	1	4.00 lbs.	1.250 ft.



SW9YW



DID YOU KNOW...

**DERMA-TEK®
FINISH**

Will not absorb chemicals,
liquids or odors, will not rust or
corrode, resists dents & chips.

COMBOS

A] INSTITUTIONAL WRINGER COMBO

The 35 quart Institutional Wringer Combo is available with 3" non-marking grey casters for improved maneuverability (335-39) or without casters (335-9) for areas where safety is a concern. Features our smooth Derma-Tek® finish.

Item #	Description	Color	Case Pack	Case Weight	Case Cube
335-9YW	35 qt. Institutional Wringer Combo, NO CASTERS	Yellow	1	14.00 lbs.	3.950 ft.
335-39YW	35 qt. Institutional Wringer Combo	Yellow	1	16.00 lbs.	4.630 ft.



335-9YW

B] 26 & 35 QT. SPLASH GUARD™ SIDE-PRESS COMBO PACK

26 & 35 quart buckets with 3" non-marking grey casters and SW12 side-press wringer. Features our smooth Derma-Tek® finish.

Item #	Description	Color	Case Pack	Case Weight	Case Cube
226-312BL	26 qt. Splash Guard Combo Pack, Side-Press	Blue	1	17.46 lbs.	2.780 ft.
226-312BZ	26 qt. Splash Guard Combo Pack, Side-Press	Bronze	1	17.46 lbs.	2.780 ft.
226-312GN	26 qt. Splash Guard Combo Pack, Side-Press	Green	1	17.46 lbs.	2.780 ft.
226-312RD	26 qt. Splash Guard Combo Pack, Side-Press	Red	1	17.46 lbs.	2.780 ft.
226-312YW	26 qt. Splash Guard Combo Pack, Side-Press	Yellow	1	17.46 lbs.	2.780 ft.
335-312BL	35 qt. Splash Guard Combo Pack, Side-Press	Blue	1	20.48 lbs.	4.410 ft.
335-312BZ	35 qt. Splash Guard Combo Pack, Side-Press	Bronze	1	20.48 lbs.	4.410 ft.
335-312GN	35 qt. Splash Guard Combo Pack, Side-Press	Green	1	20.48 lbs.	4.410 ft.
335-312RD	35 qt. Splash Guard Combo Pack, Side-Press	Red	1	20.48 lbs.	4.410 ft.
335-312YW	35 qt. Splash Guard Combo Pack, Side-Press	Yellow	1	20.48 lbs.	4.410 ft.



226-312BL

335-312BZ

C] 35 QT. SPLASH GUARD™ DOWN-PRESS COMBO PACK

35 quart bucket with 3" non-marking grey casters and SW7 down-press wringer. Features our smooth Derma-Tek® finish.

Item #	Description	Color	Case Pack	Case Weight	Case Cube
335-37BL	35 qt. Splash Guard Combo Pack, Down-Press	Blue	1	23.00 lbs.	4.410 ft.
335-37BZ	35 qt. Splash Guard Combo Pack, Down-Press	Bronze	1	23.00 lbs.	4.410 ft.
335-37YW	35 qt. Splash Guard Combo Pack, Down-Press	Yellow	1	23.00 lbs.	4.410 ft.



335-37BL

FLOOR CARE | WET

COMBOS

A] 35 QT. SPLASH GUARD™ BACKSAVER COMBO PACKS - SIDE-PRESS & DOWN-PRESS

Side and Down-Press versions both feature a 35 quart self-draining bucket with 3" non-marking grey casters. Includes self-draining spigot and sediment screen drain grate. Features our smooth Derma-Tek® finish.

Item #	Description	Yellow	Case Pack	Case Weight	Case Cube
336-312YW	35 qt. Splash Guard BackSaver Combo Pack, Side-Press	Yellow	1	20.88 lbs.	4.410 ft.
336-37YW	35 qt. Splash Guard BackSaver Combo Pack, Down-Press	Yellow	1	29.50 lbs.	4.450 ft.



A]

336-312YW



A]

336-37YW

B] TUFF COMBO PACK - SIDE-PRESS & DOWN-PRESS

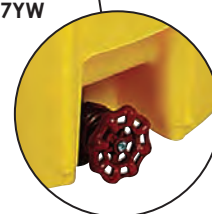
Combos include 26 quart buckets with 3" non-marking grey casters. One has a SW2 down-press wringer, the other a side-press wringer, both for medium size mops. Features our smooth Derma-Tek® finish.

Item #	Description	Yellow	Case Pack	Case Weight	Case Cube
24TC	26 qt. TUFF Combo Pack, Side-Press	Yellow	1	10.50 lbs.	2.320 ft.
266-32YW	26 qt. Smoothline Combo Pack, Down-Press	Yellow	1	10.50 lbs.	3.070 ft.



B]

24TC



C] 44 QT. STRUCTOLENE® COMBO PACK

44 quart bucket with 3" non-marking grey casters, embossed graduations, universal "caution" logo and a SW7 down-press wringer.

Item #	Description	Yellow	Case Pack	Case Weight	Case Cube
404-37YW	44 qt. Structolene Combo Pack, Down-Press	Yellow	1	26.11 lbs.	4.340 ft.



C]

404-37YW

D] UNIBODY® MOPPING SYSTEM

The 35 quart Unibody is the most efficient side-press wringing system available. The one-piece design results in a positive transfer of force, removing more water per stroke. Includes self-draining spigot and sediment screen drain grate. Features our smooth Derma-Tek® finish.



Sediment Screen



Wide-Mouth Spout



Spigot

Item #	Description	Color	Case Pack	Case Weight	Case Cube
351BL	35 qt. Unibody Mopping System	Blue	1	22.68 lbs.	7.200 ft.
351BZ	35 qt. Unibody Mopping System	Bronze	1	22.68 lbs.	7.200 ft.
351GN	35 qt. Unibody Mopping System	Green	1	22.68 lbs.	7.200 ft.
351RD	35 qt. Unibody Mopping System	Red	1	22.68 lbs.	7.200 ft.
351YW	35 qt. Unibody Mopping System	Yellow	1	22.68 lbs.	7.200 ft.



D]

351RD

WET MOPS



CCP's comprehensive product line features **a mop for any job and any budget**. We offer a wide variety of yarns as well as new products to help users do their job more efficiently. From premium looped-end mops to economic cut-end mops, we have a mop for any application.

Choosing the Best Value in Wet Mops

YARN	ADVANTAGES	DISADVANTAGES	USES
Cotton	Good absorption and retention. Low initial cost.	Requires break-in. Lints and dries slow, promotes mildew and deterioration.	General use, picking up liquids, scrubbing.
Rayon	Quick absorption and release. Dries fast, mildew resistant. Cleaner yarn, lints less.	Shrinks when laundered. Less liquid retention.	Applying liquids (finishes, disinfectants).
Synthetic	Long staple fiber for superior tensile strength, no lint.	Higher cost. Poor absorption.	Professionals who require better and longer lasting mops.
Blends	Ideal balance for price, performance and durability. Synthetic fibers add durability and color.	May shrink (unless pre-shrunk).	Professionals who require better and longer lasting mops.

Let's talk value!

Selling the Right Mop for the Right Job

As every successful distributor knows, providing your customers with high value products results in customer satisfaction. And satisfied customers are repeat customers.

But how can an often overlooked commodity product like a mop affect your bottom line? Even though a mop represents an insignificant part of a job's cost, it has a great impact on the results. Upgrading your customer's floor care tools to looped-end mops provides them with better performance, longer mop life and reduced labor costs.

Since **labor costs account for over 90%** of a floor care program, it makes sense to help your customer reduce this cost. Looped-end mops, with their wider surface coverage, superior absorption and cleaner results can reduce labor costs by up to one-fourth, providing you with a satisfied customer.

And, since **looped-end mops outlast cut-end mops up to 8x**, your customer saves even more!

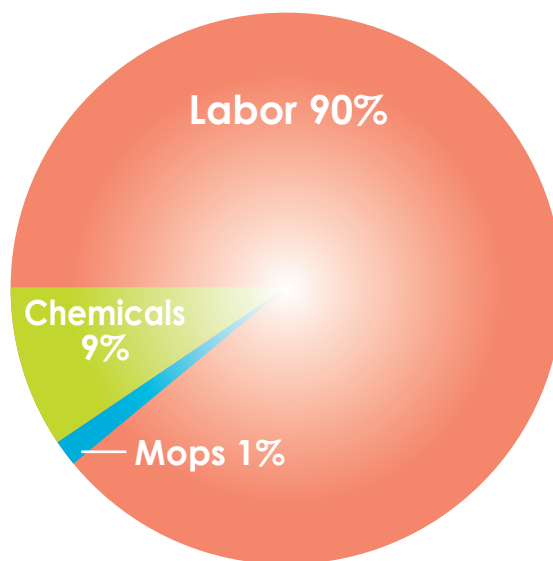
FLOOR CARE | WET

what are the facts?

Choose a tool that gets the job done faster and better . . .

Why use an inefficient, "disposable" cut-end mop when you can get the job done **twice as fast** with better results, using a looped-end mop? Looped-end mops cost more, but the price of a tool is **less than 1% of the cost** of mopping a floor.

One looped-end mop will **outlast eight cut-end mops**. A looped-end mop can actually be less expensive - by **up to 3x!** That means less mops to order, to stock and to change and dispose of.



labor savings

Based on mopping 5,000 sq. ft., at \$12 per hour.

	Cut-End	Looped-End
Daily Total	\$24	\$ 12
<i>Savings</i>		<i>\$ 12</i>
Monthly Total	\$720	\$ 360
<i>Savings</i>		<i>\$ 360</i>
Annual Total	\$8,640	\$4,320
<i>Savings</i>		<i>\$4,320</i>

The real savings are labor costs, an expense that eats up over 90% of your floor care budget. Several factors contribute to a looped-end mop's cost advantage. A looped-end mop covers a wider surface area (without gaps and loose strands, common with cut-end mops), absorbs up to six times as much liquid and covers twice as much floor with fewer trips to the bucket and wringer ~ in the same amount of time! Your annual savings in labor can easily be in the thousands of dollars!



mop cost savings

Based on buying eight cut-end mops per month.

	Cut-End (\$5 each)	Looped-End (\$9 each)
Monthly Total	\$40	\$ 9
<i>Savings</i>		<i>\$ 31</i>
Annual Total	\$480	\$108
<i>Savings</i>		<i>\$372</i>

In addition, **looped-end mops provide better results**, whether just damp mopping or finishing. That's because looped-end mops lint much less, providing a smoother application of chemicals, and have tailbands that help prevent tangles. You're cleaning and finishing floors better, for less cost, a fact that both accountants and users will appreciate!

WET MOPS

sustainability

All Continental Commercial Products® wet mops have green attributes that promote and enhance a comprehensive sustainability program, clearly differentiating them from other brands. You can be sure that **CCP wet mops are environmentally friendly** and are constructed with a level of quality that ensures durability.

yarn

Certain yarns do a specific task better than other yarns. That's why there is such a variety of mops. To get maximum efficiency and value from a wet mop, it is important to select the right yarn for the job.

yarn ply

Yarn ply indicates **the number of strands twisted together** to make a single yarn strand. More plies give added strength, though higher ply numbers do not necessarily mean higher quality yarn. More strands may add durability but they also decrease absorbency. It's generally recommended to choose a higher quality yarn than a high ply, low quality yarn.



twist

A yarn's "twist" is a result of **how tightly the fiber strands are wound together**. While a tightly twisted yarn might be stronger and last longer, its absorbency may be decreased. Like yarn ply, the best value isn't determined by the yarn's twist, but by the type and quality of the yarn and the mop's construction. A mop with looped-end construction enables the yarn to have a loose twist while eliminating fraying.

antimicrobial

Locked into the yarn are **fibers containing an antimicrobial additive**. The additive protects the mop head from deterioration by inhibiting the growth of stain and odor causing bacteria, mold, mildew, and yeast in and on the mop head.

sizes

A mop's **size should be in relation to the job to be performed**, the mop wringer being used and the user's size. Cut-end mops are sized

Size	Ounce Size	Band
Small	8-10	Red
Medium	16-20	Green
Large	24-32	Blue
X-Large	32-40	Yellow

by their approximate weight in ounces. Looped-end mops are sized by industry standards since they absorb and retain much more while also covering a greater surface area than a cut-end mop of comparable weight.

cut-end

The cut-end is the standard, **most popular and economical (initially) mop style**. Cut-end mops fray and unravel, increasing the lint factor and leaving loose strands behind. In addition, without tailbands, cut-end mops cover less area per pass. Since cut-end mops cannot be laundered, they are often considered "disposable" and thrown away when their useful life is over.


looped-end

Designed for superior performance and extended life. There are no ends to fray or unravel as the mop sweeps over the floor surface in a wide, even path. Looped-end mops can be laundered for longer life and cleaner appearance. Although the initial investment is higher, its increased performance, reduced labor cost and less frequent replacement quickly compensate.

Our line of **launderable, pre-shrunk, looped-end mops** is designed to meet the needs of the health care industry and other users who launder mops. These mops may be laundered repeatedly while maintaining their clean appearance, low lint factor, absorbency and strength, without shrinking. They also save money by outlasting cut-end mops up to 8x, and reducing labor costs by up to one half!

headbands

1 1/4" headbands are available for stirrup-type handles and are useful on finishing-type mops such as our FastTrack™ looped-end mop. **5" width headbands are compatible with clamp and jaw-type handles.** The synthetic mesh material provides non-abrasive scrubbing to help dislodge dirt and to allow quick drying of yarns. Abrasive scrubbing pads can also be included.



FLOOR CARE | WET

LOOPED-END WET MOPS

A] FANTASTIC™

100% recycled rayon and PET



The Fantastic is constructed of a super absorbent, 4-ply conditioned rayon/synthetic yarn. Uniform twist and high-quality construction make it ideal for disinfecting and all purpose cleaning. Quick drying yarn resists the growth of mildew and bacteria.

5" Band Item #	1.25" Band Item #	Size	Yarn Color	Case Pack	Case Weight	Case Cube
A00601	A00611	Small	Blue	12	10.00 lbs.	1.290 ft.
A00602	A00612	Medium	Blue	12	15.00 lbs.	1.813 ft.
A00603	A00613	Large	Blue	12	18.00 lbs.	1.813 ft.
A00701	A00711	Small	Orange	12	10.00 lbs.	1.290 ft.
A00702	A00712	Medium	Orange	12	15.00 lbs.	1.813 ft.
A00703	A00713	Large	Orange	12	18.00 lbs.	1.813 ft.
A00901	A00911	Small	Green	12	10.00 lbs.	1.290 ft.
A00902	A00912	Medium	Green	12	15.00 lbs.	1.813 ft.
A00903	A00913	Large	Green	12	18.00 lbs.	1.813 ft.



B] HOSPITAL PRO M™ - ANTIMICROBIAL

100% recycled fibers



Designed for the demanding needs of the healthcare industry, the Hospital Pro M stands up to tough use and heavy washing. Its high-quality, integrated blend of cotton/rayon/synthetic fibers ensures durability and absorbency. Also ideal for all-purpose cleaning.

5" Band Item #	1.25" Band Item #	Size	Yarn Color	Case Pack	Case Weight	Case Cube
A01101	A01111	Small	White	12	10.00 lbs.	1.290 ft.
A01102	A01112	Medium	White	12	15.00 lbs.	1.813 ft.
A01103	A01113	Large	White	12	18.00 lbs.	1.813 ft.
A01201	A01211	Small	Blue	12	10.00 lbs.	1.290 ft.
A01202	A01212	Medium	Blue	12	15.00 lbs.	1.813 ft.
A01203	A01213	Large	Blue	12	18.00 lbs.	1.813 ft.
A01301	A01311	Small	Orange	12	10.00 lbs.	1.290 ft.
A01302	A01312	Medium	Orange	12	15.00 lbs.	1.813 ft.
A01303	A01313	Large	Orange	12	18.00 lbs.	1.813 ft.
A01501	A01511	Small	Green	12	10.00 lbs.	1.290 ft.
A01502	A01512	Medium	Green	12	15.00 lbs.	1.813 ft.
A01503	A01513	Large	Green	12	18.00 lbs.	1.813 ft.



LOOPED-END WET MOPS

A] SUPER CROWN™

52% RPET and recycled rayon



High-grade, multi-layered, blended cotton/rayon/synthetic yarn provides good absorption and durability for this top-of-the-line general maintenance mop. Excellent for general cleaning. This mop is not pre-shrunk - launder with care.

5" Band Item #	1.25" Band Item #	Size	Yarn Color	Case Pack	Case Weight	Case Cube
A02001	A02011	Small	Natural	12	10.00 lbs.	1.290 ft.
A02002	A02012	Medium	Natural	12	15.00 lbs.	1.813 ft.
A02003	A02013	Large	Natural	12	18.00 lbs.	1.813 ft.
A02004	A02014	X-Large	Natural	12	23.00 lbs.	1.828 ft.
A02101	A02111	Small	Blue	12	10.00 lbs.	1.290 ft.
A02102	A02112	Medium	Blue	12	15.00 lbs.	1.813 ft.
A02103	A02113	Large	Blue	12	18.00 lbs.	1.813 ft.
A02104	A02114	X-Large	Blue	12	23.00 lbs.	1.828 ft.
A02201	A02211	Small	Orange	12	10.00 lbs.	1.290 ft.
A02202	A02212	Medium	Orange	12	15.00 lbs.	1.813 ft.
A02203	A02213	Large	Orange	12	18.00 lbs.	1.813 ft.
A02204	A02214	X-Large	Orange	12	23.00 lbs.	1.828 ft.
A02401	A02411	Small	Green	12	10.00 lbs.	1.290 ft.
A02402	A02412	Medium	Green	12	15.00 lbs.	1.813 ft.
A02403	A02413	Large	Green	12	18.00 lbs.	1.813 ft.
A02404	A02414	X-Large	Green	12	23.00 lbs.	1.828 ft.




B] J.W. ATOMIC LOOP™

30% RPET and recycled rayon



This economical cotton/rayon/synthetic blend mop cleans two to three times the area with up to 6x the life of a conventional cut-end mop.

5" Band Item #	1.25" Band Item #	Size	Yarn Color	Case Pack	Case Weight	Case Cube
A02501	A02511	Small	Natural	12	10.00 lbs.	1.290 ft.
A02502	A02512	Medium	Natural	12	15.00 lbs.	1.813 ft.
A02503	A02513	Large	Natural	12	18.00 lbs.	1.813 ft.
A02504	A02514	X-Large	Natural	12	23.00 lbs.	1.828 ft.
A02601	A02611	Small	Blue	12	10.00 lbs.	1.290 ft.
A02602	A02612	Medium	Blue	12	15.00 lbs.	1.813 ft.
A02603	A02613	Large	Blue	12	18.00 lbs.	1.813 ft.
A02604	A02614	X-Large	Blue	12	23.00 lbs.	1.828 ft.
A02701	A02711	Small	Orange	12	10.00 lbs.	1.290 ft.
A02702	A02712	Medium	Orange	12	15.00 lbs.	1.813 ft.
A02703	A02713	Large	Orange	12	18.00 lbs.	1.813 ft.
A02704	A02714	X-Large	Orange	12	23.00 lbs.	1.828 ft.
A02801	A02811	Small	Green	12	10.00 lbs.	1.290 ft.
A02802	A02812	Medium	Green	12	15.00 lbs.	1.813 ft.
A02803	A02813	Large	Green	12	18.00 lbs.	1.813 ft.
A02804	A02814	X-Large	Green	12	23.00 lbs.	1.828 ft.



This mop is not pre-shrunk.
Launder with care.

FLOOR CARE | WET

LOOPED-END WET MOPS

A] BULLETPROOF™ MOP

100% reclaimed fibers

Blended with the same material used in law enforcements' **bulletproof vests**, this high-quality mop will tackle the toughest jobs! Quick-drying yarn resists bacteria and mildew growth. Synthetic blend maintains high absorption and durability.

5" Band Item #	Size	Yarn Color	Case Pack	Case Weight	Case Cube
A06002	Medium	Yellow	12	12.25 lbs.	1.452 ft.
A06003	Large	Yellow	12	15.25 lbs.	2.027 ft.



B] J.W. ATOMIC RAYON LOOP™

100% recycled rayon and PET blend

This economical rayon/synthetic mop is used for the application of chemicals and is perfect for floor finishing.

5" Band Item #	1.25" Band Item #	Size	Yarn Color	Case Pack	Case Weight	Case Cube
A02901	A02911	Small	White	12	10.00 lbs.	1.290 ft.
A02902	A02912	Medium	White	12	15.00 lbs.	1.813 ft.
A02903	A02913	Large	White	12	18.00 lbs.	1.813 ft.
A02904	A02914	X-Large	White	12	23.00 lbs.	1.828 ft.



C] JEAN CLEAN™

100% reclaimed denim

Constructed of reconditioned denim and other textile materials, Jean Clean is more durable and absorbent than cotton blended yarn, with no break-in period required. Looped-end, cotton/polyester yarn prevents fraying and linting.

5" Band Item #	1.25" Band Item #	Size	Yarn Color	Case Pack	Case Weight	Case Cube
A03001	A03011	Small	Blue	12	10.00 lbs.	1.290 ft.
A03002	A03012	Medium	Blue	12	15.00 lbs.	1.813 ft.
A03003	A03013	Large	Blue	12	18.00 lbs.	1.813 ft.



LOOPED-END WET MOPS

A] BULLDOG MOP™

100% reclaimed fibers

In looped-end mops, the Bulldog is the economical choice. This is the perfect mop to choose to upgrade from a cut-end mop to a looped-end mop, and is ideal for general purpose cleaning.

5" Band Item #	1.25" Band Item #	Size	Yarn Color	Case Pack	Case Weight	Case Cube
A05001	A05011	Small	Natural	12	10.00 lbs.	1.290 ft.
A05002	A05012	Medium	Natural	12	15.00 lbs.	1.813 ft.
A05003	A05013	Large	Natural	12	18.00 lbs.	1.813 ft.
A05101	A05111	Small	Blue	12	10.00 lbs.	1.290 ft.
A05102	A05112	Medium	Blue	12	15.00 lbs.	1.813 ft.
A05103	A05113	Large	Blue	12	18.00 lbs.	1.813 ft.



ECONOMY LINE LOOPED-END WET MOPS

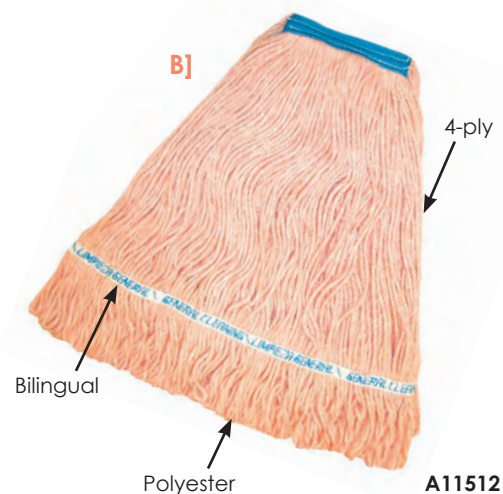
B] GENERAL PURPOSE LOOPED-END

70% reclaimed fibers



This commercial cotton mop is perfect for general purpose cleaning. Sewn English/Spanish tailband.

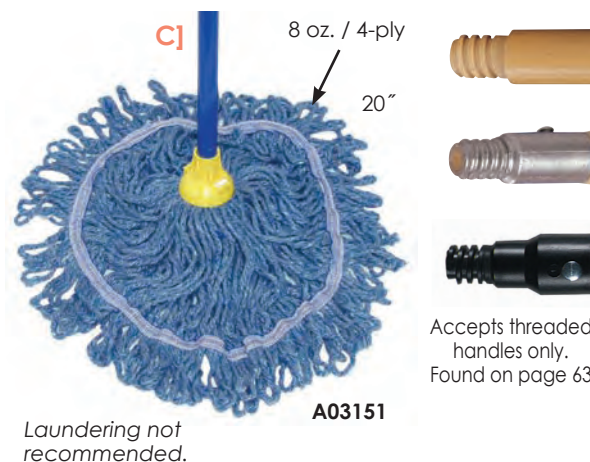
5" Band Item #	1.25" Band Item #	Size	Yarn Color	Case Pack	Case Weight	Case Cube
A11101	A11111	Small	Natural	12	10.00 lbs.	1.290 ft.
A11102	A11112	Medium	Natural	12	15.00 lbs.	1.813 ft.
A11103	A11113	Large	Natural	12	18.00 lbs.	1.813 ft.
A11104	A11114	X-Large	Natural	12	23.00 lbs.	1.828 ft.
A11201	A11211	Small	Blue	12	10.00 lbs.	1.290 ft.
A11202	A11212	Medium	Blue	12	15.00 lbs.	1.813 ft.
A11203	A11213	Large	Blue	12	18.00 lbs.	1.813 ft.
A11204	A11214	X-Large	Blue	12	23.00 lbs.	1.828 ft.
A11501	A11511	Small	Orange	12	10.00 lbs.	1.290 ft.
A11502	A11512	Medium	Orange	12	15.00 lbs.	1.813 ft.
A11503	A11513	Large	Orange	12	18.00 lbs.	1.813 ft.
A11504	A11514	X-Large	Orange	12	23.00 lbs.	1.828 ft.
A11301	A11311	Small	Green	12	10.00 lbs.	1.290 ft.
A11302	A11312	Medium	Green	12	15.00 lbs.	1.813 ft.
A11303	A11313	Large	Green	12	18.00 lbs.	1.813 ft.
A11304	A11314	X-Large	Green	12	23.00 lbs.	1.828 ft.



C] SUPER LOOPER™

Designed for easy access into tight spaces, to go where conventional mops can't! It saves money by using standard threaded handles and saves labor by using blended looped-end yarn and a tailband to cover more surface area, soaking up to 3x more liquid than cut-end mops, while outlasting them over 8x. Perfect for restaurants, hotels, restrooms, offices, classrooms, or anywhere a small mop is needed.

Item #	Size	Yarn Color	Case Pack	Case Weight	Case Cube
A03151	Small	Blue	12	8.00 lbs.	0.920 ft.



SPECIALTY WET MOPS

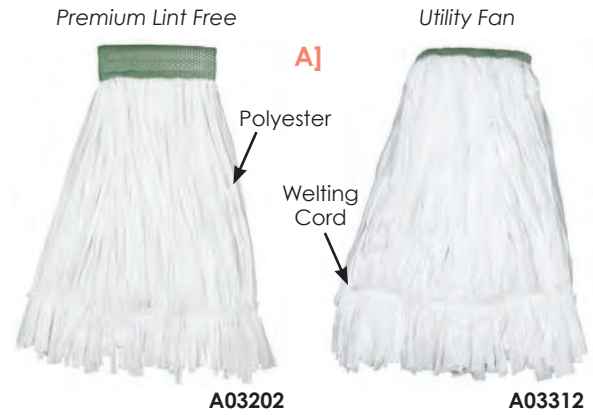
AJ ROUGH RIDER™

100% post-industrial recycled material

New generation wet mop features knitted strands that out-perform and outlast conventional wet mops. Rough Rider™ stands up to any floor surface including stone, concrete, raised and textured.

Premium/Lint Free - Durable nylon/synthetic material is highly absorbent. Ideal for healthcare, as well as concrete and raised floor surfaces. Low lint material also makes it ideal for electronic, graphic and optical environments.

Utility Fan With Welting Cord - Very absorbent cotton strands make it a great choice for food service and general maintenance uses. Economical mop delivers high performance for maximum mopping efficiency.



5" Band Lint Free Item #	1.25" Band Lint Free Item #	5" Band Utility Fan Item #	1.25" Band Utility Fan Item #	Size	Yarn Color	Case Pack	Case Weight	Case Cube
A03202	A03212	A03302	A03312	Medium	White	12	15.00 lbs.	1.813 ft.
A03203	A03213	A03303	A03313	Large	White	12	18.00 lbs.	1.813 ft.

BJ ABSORBO™ ROUGH SURFACE

100% post-industrial recycled material

This mop is perfect for concrete, raised tile, or rubber floors. It is three times more absorbent than conventional 100% cotton mops, and is lint free. Durable 100% cotton non-woven material is biodegradable.

5" Band Item #	Size	Yarn Color	Case Pack	Case Weight	Case Cube
A42302	Medium	White	12	15.00 lbs.	1.813 ft.
A42303	Large	White	12	18.00 lbs.	1.813 ft.



CJ ACTIONPRO®

100% recycled fibers

Ideal for stripping applications where the application time is limited, including retail, healthcare and education. Constructed of a reclaimed cellulose/polyester blend. Three times more absorbent than cotton and requires no break-in period.

Heavy-Duty 5" Band Item #	Standard 1.25" Band Item #	Size	Yarn Color	Case Pack	Case Weight	Case Cube
A956001	A956011	Small	White	12	5.00 lbs.	0.660 ft.
A956002	A956022	Medium	White	12	6.50 lbs.	1.356 ft.
A956003	A956033	Large	White	12	8.00 lbs.	1.356 ft.



DJ MUSCLEPRO®

100% recycled fibers

Highly absorbent cut-end mop with high impact plastic head that is fused with scrubbing bristles. Non-woven yarn material requires no break-in period and holds seven times its weight in liquid. Excellent for scrubbing grouted tile floors!

Item #	Size	Yarn Color	Case Pack	Case Weight	Case Cube
A956101	Small	White	12	5.40 lbs.	2.040 ft.
A956102	Medium	White	12	6.90 lbs.	2.040 ft.
A956103	Large	White	12	8.04 lbs.	2.040 ft.



SPECIALTY WET MOPS


Microfiber Wet Mops can be found on page 33.

AJ MICROSPIN™ MOP

75% recycled fibers

This mop offers maximum absorption and performance for general cleaning, and a great value where laundering is available! Micro-denier fibers are spun within the yarn's center, protecting them from abrasive floors. Mop construction allows fibers to pick up and hold dirt better than most conventional mops. **Overall, it offers the attributes of microfiber at a conventional mop price!**

1.25" Band Item #	Size	Yarn Color	Case Pack	Case Weight	Case Cube
A07012	Medium	Green / White	12	11.50 lbs.	1.506 ft.
A07013	Large	Green / White	12	14.50 lbs.	2.001 ft.




A07012

BJ MUSCLE MOP®

100% reclaimed cotton

Cotton cut-end mop with a high impact plastic head fused with scrubbing bristles. This innovative mop combines two tools into one, saving money in labor while reducing the risk of slip and fall injuries.

Item #	Size	Yarn Color	Case Pack	Case Weight	Case Cube
A401920	20 oz.	Natural	12	16.00 lbs.	1.700



A401920

CJ DURALOOP WET MOP

This microfiber mop will pick up twice as much liquid as a standard blended, looped-end mop. Can be used as a wax application mop. Use with Jaws type wet mop handles. Can be laundered hundreds of times.

Item #	Size	Color	Case Pack	Case Weight	Case Cube
A09002	Medium	Blue	12	11.00 lbs.	1.059 ft.
A09003	Large	Blue	12	16.00 lbs.	1.413 ft.



A09002

FLOOR FINISH WET MOPS

LIQUID APPLICATION MOPS

When it's time to apply finishes and sealers, use a tool designed for the job. Our conventional style finish mops provide a smooth, clean finish while outlasting conventional cut-end mops over eight times. For larger finish jobs, the Floor Finish Flat Mop provides performance and economy. You'll get a better finish with less effort.

DJ SMOOTHIE™ FINISH MOP

100% recycled fibers

Worker fatigue can be reduced by 20 to 25% due to the incredibly smooth application of the Smoothie. This 100% nylon 2-ply yarn holds finish with surface tension, not by absorption. As the mop is moved along the floor surface, finish is released more evenly and completely.

1.25" Band Item #	Size	Yarn Color	Case Pack	Case Weight	Case Cube
A03612	Medium	White	12	15.00 lbs.	1.813 ft.
A03613	Large	White	12	18.00 lbs.	1.813 ft.



A03612

FLOOR CARE | WET


FLOOR FINISH WET MOPS

A] FASTTRACK™ FINISH

100% reclaimed rayon and PET

Upgrade your finish with FastTrack, the durable, looped-end wet mop especially designed for applying finish. Constructed of a 6-ply, high-wet modulus rayon blend that provides quick, controlled liquid release for finishing and disinfecting. Blue and white "candy cane" striped yarn keeps mop looking new.

5" Band Item #	1.25" Band Item #	Size	Yarn Color	Case Pack	Case Weight	Case Cube
A03501	A03511	Small	Blue / White	12	10.00 lbs.	1.290 ft.
A03502	A03512	Medium	Blue / White	12	15.00 lbs.	1.813 ft.
A03503	A03513	Large	Blue / White	12	18.00 lbs.	1.813 ft.



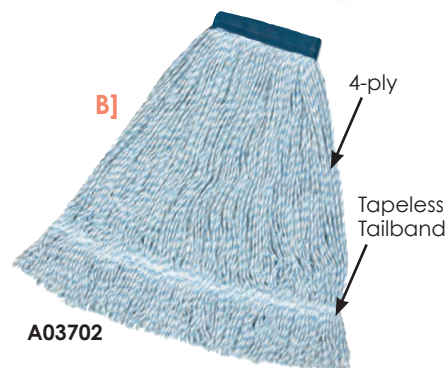
A03512

B] J.W. ATOMIC™ FINISH

100% reclaimed fibers

100% synthetic yarn designed for applying finish. Blue and white "candy cane" striped yarn keeps mop looking new.

5" Band Item #	1.25" Band Item #	Size	Yarn Color	Case Pack	Case Weight	Case Cube
A03701	A03711	Small	Blue / White	12	10.00 lbs.	1.290 ft.
A03702	A03712	Medium	Blue / White	12	15.00 lbs.	1.813 ft.
A03703	A03713	Large	Blue / White	12	18.00 lbs.	1.813 ft.



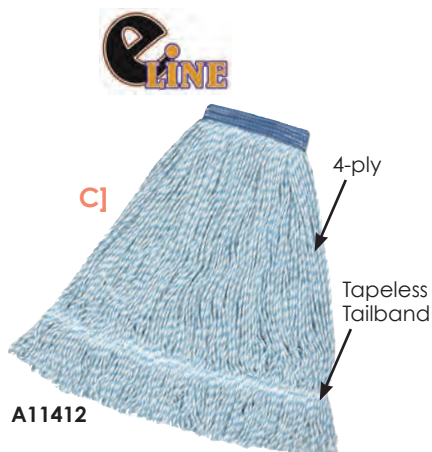
A03702

C] E-LINE FINISH

100% reclaimed fibers

Our most economical looped-end finish mop is constructed of a durable, 4-ply rayon blend yarn that releases more liquid for a faster, smoother finish than possible with a conventional mop. Also ideal for applying sealers and disinfectants. Blue and white "candy cane" striped yarn keeps mop looking new.

5" Band Item #	1.25" Band Item #	Size	Yarn Color	Case Pack	Case Weight	Case Cube
A11401	A11411	Small	Blue / White	12	10.00 lbs.	1.290 ft.
A11402	A11412	Medium	Blue / White	12	15.00 lbs.	1.813 ft.
A11403	A11413	Large	Blue / White	12	18.00 lbs.	1.813 ft.
A11404	A11414	X-Large	Blue / White	12	23.00 lbs.	2.828 ft.




A11412

D] FLOOR FINISH FLAT MOP

For larger finish jobs, the Floor Finish Flat Mop provides performance and economy. This looped-end mop is constructed of a high-wet modulus rayon blend yarn that provides quick, controlled liquid release. Rayon finish mop features a mesh backing that allows you to pour finish directly into mop for better dispersal of fluids.

Item #	Size	Yarn Color	Case Pack	Case Weight	Case Cube
B601018	18" x 5"	Blue / White	12	9.75 lbs.	1.290 ft.
B601024	24" x 5"	Blue / White	12	12.00 lbs.	1.812 ft.



B601018

CUT-END WET MOPS

INDUSTRY STANDARD CUT-END MOPS

A] CUT-END

100% reclaimed fibers

We offer the widest variety of cut-end mops in the industry. Whether you need an economical, disposable mop for extra dirty jobs or a durable 8-ply mop for rough floors, there's a mop for the job. All mops feature high quality materials and superior construction.

Industrial 8-Ply Cotton 5" Band Item #	Industrial 8-Ply Cotton 1.25" Band Item #	California 8-Ply Cotton 5" Band Item #	California 8-Ply Cotton 1.25" Band Item #	Size	Yarn Color	Case Pack	Case Weight	Case Cube
A405016	A405116	A410016	A410116	16 oz.	Natural	12	12.00 lbs.	1.140 ft.
A405020	A405120	---	---	20 oz.	Natural	12	15.00 lbs.	1.506 ft.
A405024	A405124	A410024	A410124	24 oz.	Natural	12	18.00 lbs.	2.001 ft.
A405032	A405132	A410032	A410132	32 oz.	Natural	12	24.00 lbs.	1.813 ft.

Stinger 4-Ply Cotton 5" Band Item #	Stinger 4-Ply Cotton 1.25" Band Item #	Texray 4-Ply Rayon 5" Band Item #	Texray 4-Ply Rayon 1.25" Band Item #	Size	Yarn Color	Case Pack	Case Weight	Case Cube
A401012	A401112	A414012	A414112	12 oz.	Natural Cotton/White Rayon	12	9.00 lbs.	1.290 ft.
A401016	A401116	A414016	A414116	16 oz.	Natural Cotton/White Rayon	12	12.00 lbs.	1.813 ft.
A401020	A401120	A414020	A414120	20 oz.	Natural Cotton/White Rayon	12	15.00 lbs.	1.813 ft.
A401024	A401124	A414024	A414124	24 oz.	Natural Cotton/White Rayon	12	18.00 lbs.	1.813 ft.
A401032	A401132	A414032	A414132	32 oz.	Natural Cotton/White Rayon	12	24.00 lbs.	1.813 ft.
A901012	A901112	A911012	A911112	#16	Natural Cotton/White Rayon	12	9.00 lbs.	1.290 ft.
A902016	A902116	A912016	A912116	#20	Natural Cotton/White Rayon	12	12.00 lbs.	1.290 ft.
A903020	A903120	A913020	A913120	#24	Natural Cotton/White Rayon	12	15.00 lbs.	2.265 ft.
A904028	A904128	A914028	A914128	#32	Natural Cotton/White Rayon	12	21.00 lbs.	2.265 ft.



B] CHOICE™ CUT-END

100% reclaimed fibers

Great for economical general cleaning and disinfecting.

Cotton 5" Band Item #	Cotton 1.25" Band Item #	Rayon 5" Band Item #	Rayon 1.25" Band Item #	Size	Yarn Color	Case Pack	Case Weight	Case Cube
A927010	A927110	A928010	A928110	#16	Natural Cotton/White Rayon	12	7.00 lbs.	0.808 ft.
A937014	A937114	A938014	A938114	#20	Natural Cotton/White Rayon	12	10.00 lbs.	0.534 ft.
A947018	A947118	A948018	A948118	#24	Natural Cotton/White Rayon	12	13.00 lbs.	1.506 ft.
A957024	A957124	A958024	A958124	#32	Natural Cotton/White Rayon	12	18.00 lbs.	2.001 ft.



C] E-LINE CUT-END

100% reclaimed cotton

Great for economical general cleaning and disinfecting.

5" Band Item #	1.25" Band Item #	Size	Yarn Color	Case Pack	Case Weight	Case Cube
A827009	A827109	#16	Natural	12	7.50 lbs.	0.870 ft.
A837011	A837111	#20	Natural	12	9.00 lbs.	0.870 ft.
A847015	A847115	#24	Natural	12	11.50 lbs.	1.140 ft.
A857022	A857122	#32	Natural	12	17.00 lbs.	1.506 ft.



FLOOR CARE | WET

CUT-END FAN MOPS STANDARD MOP WITH TAILBAND

A] CUT-END FAN

GoGo 30% recycled rayon and RPET, T-Rayon 100% recycled rayon and PET, US Cotton 100% recycled cotton

Our labor saving fan mops feature tailbands, with four rows of stitching, that keep yarn strands fanned out for greater coverage and less tangles. Listed below are our most popular yarns, from cotton for all-purpose use, to rayon for economical finish applications. All mops are 4-ply except for the U.S. Cotton Leader Fan which is 8-ply.

GoGo Blend Natural Fan 5" Band Item #	GoGo Blend Natural Fan 1.25" Band Item #	T Rayon Fan 1.25" Band Item #	US/Cotton Leader Fan 1.25" Band Item #	Size	Yarn Color	Case Pack	Case Weight	Case Cube
A202016	A202116	A203116	A207116	16 oz.	Natural Cotton/White Rayon	12	12.00 lbs.	1.290 ft.
A202020	A202120	A203120	A207120	20 oz.	Natural Cotton/White Rayon	12	15.00 lbs.	2.001 ft.
A202024	A202124	A203124	A207124	24 oz.	Natural Cotton/White Rayon	12	18.00 lbs.	2.001 ft.
A202032	A202132	A203132	A207132	32 oz.	Natural Cotton/White Rayon	12	24.00 lbs.	2.001 ft.



GO GO™ CUT-END MOPS

Low cost, high-quality, cut-end mops feature colored yarn that keeps them looking new. With no break-in required, these absorbent, tough mops go to work right away. Great for all-purpose cleaning.

B] GO GO CUT-END

30% recycled rayon and RPET



Colored Go Go Cut-End - Wide or narrow headbands accommodate any type handle. Colored yarn helps maintain clean appearance.

Colored Go Go Pinnacle - These No Marr Pinnacle mops are designed to lie flat on the floor and feature colored yarn to keep mops looking new. Screw connector attachment provides fast changing of heads.

5" Band Item #	1.25" Band Item #	No Marr Pinnacle Item #	Size	Yarn Color	Case Pack	Case Weight	Case Cube
A427016	A427116	A427316	#16	Blue	12	9.00 lbs.	1.290 ft.
A427024	A427124	A427324	#24	Blue	12	15.00 lbs.	2.001 ft.
A427032	A427132	A427332	#32	Blue	12	18.00 lbs.	2.825 ft.
A430016	A430116	A430316	16 oz.	Blue	12	12.00 lbs.	1.290 ft.
A430020	A430120	A430320	20 oz.	Blue	12	15.00 lbs.	2.001 ft.
A430024	A430124	A430324	24 oz.	Blue	12	18.00 lbs.	2.001 ft.
A430032	A430132	A430332	32 oz.	Blue	12	24.00 lbs.	2.825 ft.
A428016	A428116	---	#16	Green	12	9.00 lbs.	1.290 ft.
A428024	A428124	---	#24	Green	12	15.00 lbs.	1.506 ft.
A428032	A428132	---	#32	Green	12	18.00 lbs.	2.001 ft.
A431016	A431116	---	16 oz.	Green	12	12.00 lbs.	1.290 ft.
A431020	A431120	---	20 oz.	Green	12	15.00 lbs.	1.506 ft.
A431024	A431124	---	24 oz.	Green	12	18.00 lbs.	2.001 ft.
A431032	A431132	---	32 oz.	Green	12	24.00 lbs.	2.825 ft.
A419016	A419116	---	16 oz.	Natural	12	12.00 lbs.	1.290 ft.
A419020	A419120	---	20 oz.	Natural	12	15.00 lbs.	1.506 ft.
A419024	A419124	---	24 oz.	Natural	12	18.00 lbs.	2.001 ft.
A419032	A419132	---	32 oz.	Natural	12	24.00 lbs.	2.825 ft.

B]




PINNACLE™ CUT-END MOPS

THE MOP THAT LIES FLAT

A] PINNACLE™ (Use with Pinnacle Handles, found on page 24)
100% reclaimed fibers

Pinnacle wet mops lie flat on the floor and utilize a screw-on attachment that provides fast, efficient changing of mop heads. No Marr style eliminates marring of floors, baseboards and furniture, and is standard.

E Cotton No Marr Pinnacle Item #	P Rayon No Marr Pinnacle Item #	Size	Yarn Color	Case Pack	Case Weight	Case Cube
A503316	A504316	16 oz.	Natural Cotton/White Rayon	12	12.00 lbs.	1.290 ft.
A503320	A504320	20 oz.	Natural Cotton/White Rayon	12	15.00 lbs.	1.506 ft.
A503324	A504324	24 oz.	Natural Cotton/White Rayon	12	18.00 lbs.	2.001 ft.
A503332	A504332	32 oz.	Natural Cotton/White Rayon	12	24.00 lbs.	2.825 ft.



A504320

B] PINNACLE™ FAN (Use with Pinnacle Handles, found on page 24)
32-50% reclaimed fibers

The addition of a tailband to this Pinnacle mop keeps the yarn spread out and minimizes tangles and loose strands. No Marr style standard.

Leader/ US Cotton No Marr Pinnacle Item #	Rayon Fan No Marr Pinnacle Item #	Go Go Blend No Marr Pinnacle Item #	Size	Yarn Color	Case Pack	Case Weight	Case Cube
A551316	A552316	A555316	16 oz.	Natural Cotton/White Rayon	12	12.00 lbs.	1.290 ft.
A551320	A552320	A555320	20 oz.	Natural Cotton/White Rayon	12	15.00 lbs.	2.001 ft.
A551324	A552324	A555324	24 oz.	Natural Cotton/White Rayon	12	18.00 lbs.	2.001 ft.
A551332	A552332	A555332	32 oz.	Natural Cotton/White Rayon	12	24.00 lbs.	2.825 ft.



A555320

YACHT MOPS

THE POPULAR MOP ON A STICK

C] YACHT MOP

Cord tied yarn is securely attached to a wood handle. Choose either cotton or rayon yarn. Ideal for infrequent users, such as small stores, offices and garages. #12 and #16 are standard with 48" handle. #24 and #32 are standard with 54" handle.

Leader/ US Cotton Item #	Rayon Item #	Size	Yarn Color	Case Pack	Case Weight	Case Cube
A605012	A606012	# 12	Natural Cotton/White Rayon	6	6.65 lbs.	0.920 ft.
A605016	A606016	# 16	Natural Cotton/White Rayon	6	10.25 lbs.	0.989 ft.
A605024	A606024	# 24	Natural Cotton/White Rayon	6	16.00 lbs.	1.340 ft.
...	A606032	# 32	Natural Cotton/White Rayon	6	22.00 lbs.	1.620 ft.



A606024

WET MOP ACCESSORIES

D] LAUNDRY NET

100% polyester net with drawstring lock closure. Helps prevent tangles and damage when laundering mops. Also ideal for laundering other items.

Item #	Size	Color	Case Pack	Case Weight	Case Cube
A80803	24" x 36"	White	12	10.00 lbs.	1.290 ft.



A80803

FLOOR CARE | WET

WET MOP HANDLES

Our line of mop handles is as comprehensive as our line of mops.

Choose from our wide array of materials, styles and colors . . .

all designed with quality and ease of use in mind.

A] COLOR GUARD® WET MOP HANDLES



The U.S. Department of Agriculture, through its Hazard Analysis Critical Control Points (HACCP) has recognized the need for a sanitation program to prevent cross-contamination. Our Color Guard handles are offered in four different colors in both #94 Speed Change™ and SuperJaws™ head styles.

#94 Speed Change Item #	Handle Type	Handle Size	Handle Color	Case Pack	Case Weight	Case Cube
A70312	Fiberglass	60"	Yellow	12	17.00 lbs.	2.680 ft.
A70342	Fiberglass	60"	Blue	12	17.00 lbs.	2.680 ft.
A70352	Fiberglass	60"	Red	12	17.00 lbs.	2.680 ft.
A70362	Fiberglass	60"	Green	12	17.00 lbs.	2.680 ft.

Super Jaws Item #	Handle Type	Handle Size	Handle Color	Case Pack	Case Weight	Case Cube
A70612	Fiberglass	60"	Yellow	12	17.00 lbs.	2.020 ft.
A70642	Fiberglass	60"	Blue	12	17.00 lbs.	2.020 ft.
A70652	Fiberglass	60"	Red	12	17.00 lbs.	2.020 ft.
A70662	Fiberglass	60"	Green	12	17.00 lbs.	2.020 ft.

B] LOAD 'N LOCK

High-impact plastic head features a side release gate for fast and easy mop changes. Mops simply slide off without having to touch them. Recommended for narrow headbands.

Item #	Handle Type	Handle Size	Handle Color	Case Pack	Case Weight	Case Cube
A71612	Fiberglass	60"	Yellow	12	16.00 lbs.	2.682 ft.
A71612B-54	Fiberglass	54"	Blue	12	14.25 lbs.	2.682 ft.
A71612B-60	Fiberglass	60"	Blue	12	16.00 lbs.	2.682 ft.

C] #94 SPEED CHANGE™

High-impact plastic head features a side release gate for fast and easy mop changes. Mops simply slide off without having to touch them. Features an easy to use thumb wheel adjustment. Recommended for narrow headbands.

Item #	Handle Type	Handle Size	Handle Color	Case Pack	Case Weight	Case Cube
A70302	Wood	60"	Natural	12	17.00 lbs.	2.350 ft.
A70322	Metal	60"	Yellow	12	22.00 lbs.	2.682 ft.
A70332	Metal	60"	Black	12	22.00 lbs.	2.682 ft.



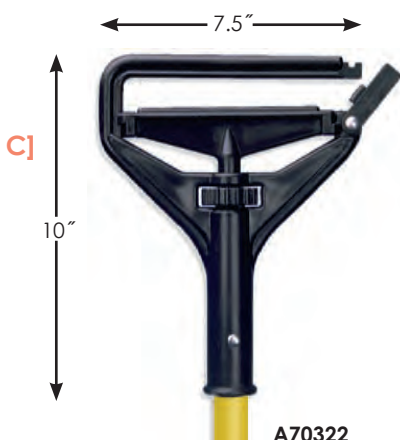
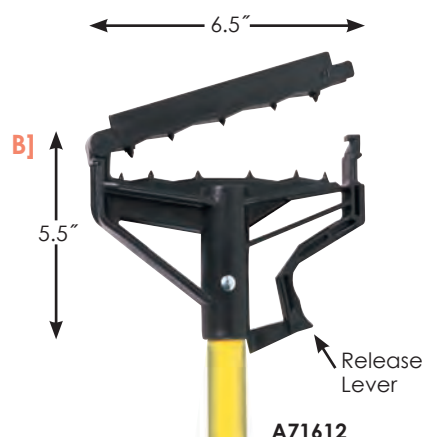
A]

#94 Speed Change, recommended for narrow headbands.



A]

Super Jaws, recommended for wide headbands.

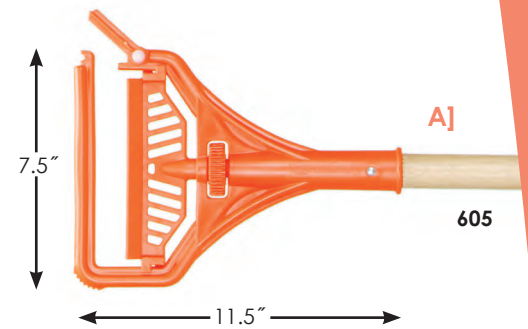


WET MOP HANDLES

A] BREAK-A-WAY HANDLE

Easy side loading and hands free unloading without touching a soiled mop. Large thumbwheel controls tension. All plastic construction will not mark surfaces. Serrated corner for gripping a scour pad. Ideal for mops with a narrow head band.


Item #	Handle Type	Handle Size	Handle Color	Case Pack	Case Weight	Case Cube
605	Wood	56 1/2"	Natural	12	22.88 lbs.	2.682 ft.
607	Fiberglass	54 1/8"	Orange	12	18.36 lbs.	2.682 ft.
608	Fiberglass	60"	Orange	12	18.30 lbs.	2.682 ft.



B] NIGHT STICK MOP HANDLE

Non-corrosive, lightweight plastic with easy thumbwheel action for quick release of mop head. Ideal for mops with a narrow head band.

Item #	Handle Type	Handle Size	Handle Color	Case Pack	Case Weight	Case Cube
596	Fiberglass	64"	Yellow	12	18.12 lbs.	2.760 ft.
598	Wood	61 1/2"	Natural	12	20.40 lbs.	2.760 ft.



C] SUPERJAWS™

Extra durable nylon construction assures long life for this jaw style handle. Recommended for wide headbands.

Item #	Handle Type	Handle Size	Handle Color	Case Pack	Case Weight	Case Cube
A70602	Wood	60"	Natural	12	15.00 lbs.	1.760 ft.
A70622	Metal	60"	Yellow	12	22.00 lbs.	2.506 ft.



D] JAWS MOP HANDLE

Extra durable plastic construction assures long product life. Ideal for mops with a wide head band.

Item #	Handle Type	Handle Size	Handle Color	Case Pack	Case Weight	Case Cube
600	Fiberglass	54 1/2"	Orange	12	15.84 lbs.	2.760 ft.
601	Fiberglass	60"	Orange	12	16.80 lbs.	2.760 ft.



Use stirrup style mop handles with narrow band mops; Use jaws style mop handles with wide band mops.

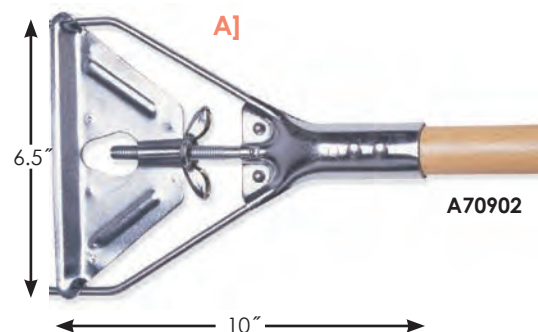
FLOOR CARE | WET

WET MOP HANDLES

A] METAL STIRRUP QUICK CHANGE™

Same as the regular Stirrup except for a quick release bar (yoke) to facilitate fast mop changes. This popular, heavy-duty handle provides durability with efficiency. Recommended for narrow headbands.

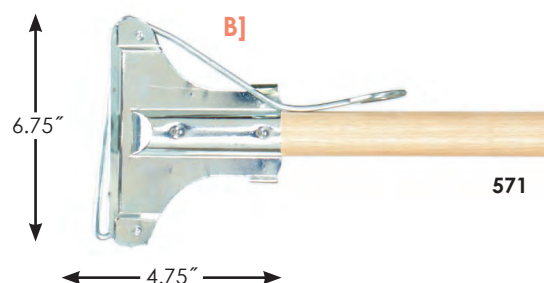
Item #	Handle Type	Handle Size	Case Pack	Case Weight	Case Cube
A70902	Wood	60"	12	30.00 lbs.	1.620 ft.
772	Steel	63"	12	32.40 lbs.	2.345 ft.



B] SPRING YOKE MOP HANDLE

Zinc plated steel head with wood or fiberglass handle. Quick mop loading and removal without touching soiled mop head. Ideal for mops with a narrow head band.

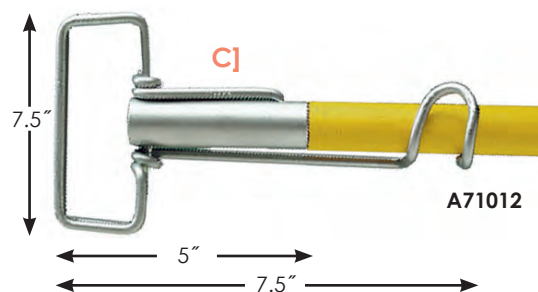
Item #	Handle Type	Handle Size	Case Pack	Case Weight	Case Cube
571	Wood	60"	12	32.16 lbs.	2.030 ft.
573	Fiberglass	60"	12	20.52 lbs.	2.030 ft.



C] SUREGRIP™

4" wide plated head. Features an adjustable spring clamp and is rust resistant. Jaws open wide to accommodate any size mop. Stainless Steel Suregrip features push-button, break apart handle to allow for sterilization in small autoclave units. Recommended for wide headbands.

Item #	Handle Type	Handle Size	Case Pack	Case Weight	Case Cube
A71002	Wood	60"	12	28.00 lbs.	2.068 ft.
A71012	Fiberglass	60"	12	28.00 lbs.	2.068 ft.
A71022	Vinyl/Alum.	60"	12	28.00 lbs.	2.068 ft.



D] PINNACLE™

Metal threaded connector is countersunk into wood handle for fast and efficient mop head changes. For use with Pinnacle mops, found on pages 20 and 21.

Item #	Handle Type	Handle Size	Case Pack	Case Weight	Case Cube
A71302	Wood	60"	12	18.00 lbs.	0.600 ft.



SPONGE MOPS

These versatile sponge mops are ideal for applying disinfectant and sanitizer or for general maintenance. Durable handles and high-quality sponge refills ensure long-lasting operation.

A] COMBO SPONGE MOP

This highly absorbent sponge is excellent for maintenance and sanitizer applications. Steel painted handle with hanger handle grip. 12" wide.


Item #	Description	Length	Case Pack	Case Weight	Case Cube
6012-F	Complete	55 ¹³ / ₁₆ "	12	38.88 lbs.	3.600 ft.
6112-F	Refill	12"	12	8.16 lbs.	1.440 ft.



B] ROLLER CELLULOSE SPONGE

This durable sponge mop features an extra wide cellulose sponge for maximum absorption and a convenient handle mounted lever for efficient roller wringing. Wringing is easy without having to bend over. Plated metal construction and plastic rollers assure long service. Sponge measures 12" wide; refills are available.

Item #	Description	Length	Case Pack	Case Weight	Case Cube
B805000	Complete	55"	6	14.00 lbs.	2.734 ft.
B806000	Refill	12"	6	6.00 lbs.	2.482 ft.



C] PVA SPONGE MOP

Polyvinyl Alcohol is incredibly absorbent and durable. Rippled sponge provides excellent scrubbing action for cleaning debris. Hand operated wring lever. Durable, long-lasting plastic housing with smooth, effortless wringing operation. Sponge is blue.

Item #	Description	Length	Case Pack	Case Weight	Case Cube
B809000	Complete	36 - 55"	6	14.00 lbs.	1.995 ft.
B809500	Refill	10"	12	6.00 lbs.	0.600 ft.



FLOOR CARE | WET


TOUCHLESS MICROFIBER MOPPING SYSTEM

ErgoWorx® is the industry's most innovative, truly touchless mopping system and is ideally suited for microfiber mopping. Its patented design eliminates the need to handle soiled mops and breaks the chain of cross contamination. It reduces water and chemical consumption, it's a perfect solution to the challenges associated with Green Cleaning. And, its ergonomic benefits improve worker safety by reducing physical stress.



Ultrasonically welded Velcro® brand hook & loop fastener strips accept 20" Microfiber flat mops.

Mop Frame is made from super-tough, chemical resistance, glass-filled nylon.



Patented

MF-5BK

Universal swivel joint creates a secure and positive lock. Fits both telescopic and fixed length aluminum mop handles.

Fitted Laundry Net Bag enables easy removal of soiled/contaminated microfiber mops.

A80805

Built-in hooks to hold mops.

Solution Bucket (CB-5YW) & Discharge Bucket (SB-5YW)
'lock' together to create a single unit for increased stability and ease of use.

Solution Bucket

- Includes durable, snap-on screen to remove excess chemical solution from the microfiber mop.
- Screen has sturdy center support to prevent screen deflection.
- Molded-in graduations in both US gallons and metric liters for ease of use; total capacity is 5 gal (20L).

Discharge Bucket

- Accommodates up to 18 20" microfiber flat mops.

Six Step System

1



Place clean refill on perforated screen.

2



Attach bottom of Auto Discharge Microfiber frame to refill.

3



Place refill in Microfiber Solution Bucket. Let the refill absorb enough liquid to allow for a ten minute dwell time on the floor.

4



Place refill on perforated screen to allow excess liquid to be removed from refill.

5



Start from farthest corner of the room, away from the door or entrance. Begin flat mopping in an "S" pattern, keeping the dirt behind the refill, moving back-towards the door or entrance.

6



Place Auto Discharge frame clips on discharge rod and press down. Refill will discard into discharge bucket.

TOUCHLESS MOPPING SYSTEM



ERGOWORX® STARTER KITS

We offer two Starter Kits.

SYSK-1 includes the following:

(1 ea) SYS-5, MFT-5BK, C714000, (2 ea) A80805, (10 ea) C103020, (12 ea) E810016)

SYSK-2 includes everything listed above in SYSK-1, except the Trolley.

Item #	Description	Size	Color	Case Pack	Case Weight	Case Cube
SYSK-1	Starter Kit w/Trolley	Multiple Items	Yellow/Black/Blue	1	29.14 lbs.	5.670 ft.
SYSK-2	Starter Kit w/out Trolley	Multiple Items	Yellow/Black/Blue	1	15.34 lbs.	3.480 ft.

ERGOWORX® ACCESSORIES

A full line of products to use in conjunction with the ErgoWorx System is shown on pages 28-33.



SYSK-1
SYSK-2 (without Trolley)

DID YOU KNOW...

**DERMA-TEK®
FINISH**

Will not absorb chemicals,
liquids or odors, will not rust or
corrode, resists dents & chips.

FLOOR CARE | WET

TOUCHLESS MOPPING SYSTEM

A] ERGOWORX® TOUCHLESS MOPPING SYSTEM

We've taken the advanced science of microfiber and created a complete "SYSTEM" which will significantly reduce the risk of cross-contamination when cleaning and disinfecting rooms. Individual components are also available separately. Features our smooth Derma-Tek® finish.

Item #	Description	Size	Color	Case Pack	Case Weight	Case Cube
SYS-5	CB-5YW, SB-5YW, MF-5BK	22" x 19 ⁷ / ₈ " x 11 ⁵ / ₈ "	Yellow/Black	1	10.24 lbs.	2.640 ft.
CB-5YW	Solution Bucket w/Perf. Screen	22" x 12 ³ / ₈ " x 11 ⁵ / ₈ "	Yellow/Black	1	5.72 lbs.	1.910 ft.
SB-5YW	Discharge Bucket w/Alum. Rod	22" x 8" x 11 ¹ / ₈ "	Yellow	1	3.54 lbs.	1.280 ft.
MF-5BK	Auto Discharge Mop Frame, Black	18" x 5 ⁵ / ₈ " x 1 ³ / ₄ "	Yellow	1	1.62 lbs.	0.160ft.



SYS-5

B] ERGOWORX® TROLLEY

This trolley can be added to the SYS-5 to create a mobile cleaning system that is both compact and efficient. The 3" non-marking, all swivel casters provide finger touch mobility, ideal for tight hallways and small rooms. The MFT-5 is designed to accommodate common cleaning tools including a wet floor sign, microflex duster, wipes and RTU trigger sprayer bottles. Features our smooth Derma-Tek® finish.

Item #	Description	Size	Color	Case Pack	Case Weight	Case Cube
MFT-5BK	ErgoWorx Trolley for SYS-5	31 ³ / ₄ " x 23" x 38 ¹ / ₂ "	Black	1	13.80 lbs.	2.270 ft.



MFT-5BK

C] ERGOWORX® LAUNDRY NET BAG

Made of 100% polyester net with drawstring lock closure. This bag is perfect for discarding into and transporting dirty microfiber refills to the laundry. Designed to fit perfectly in the ErgoWorx Microfiber Discharge Bucket. Available in white. Features our smooth Derma-Tek® finish.

Item #	Description	Size	Color	Case Pack	Case Weight	Case Cube
A80805	Laundry Net Bag	21" x 6 ³ / ₄ " x 9 ¹ / ₂ "	White	5	2.40 lbs.	0.626 ft.



A80805
(shown inside SB-5YW)

DID YOU KNOW...

**DERMA-TEK®
FINISH**

Will not absorb chemicals,
liquids or odors, will not rust or
corrode, resists dents & chips.

MICROFIBER HANDLES & MOP FRAMES

Our microfiber handles and frames are ideal for use in healthcare facilities and schools. These professional grade products increase performance and maximize worker productivity. Durable and light-weight aluminum components provide long-lasting quality and will not rust or corrode.



MICROFIBER HANDLES

A] MICROFIBER PRO™ FLAT MOP HANDLES

These handles are made of lightweight, long-lasting aluminum that will not rust or corrode. Twist-lock mechanism allows extendible handle to adjust from 33.5" to 60". Available in extendible and 60" fixed sizes.

Item #	Length	Color	Case Pack	Case Weight	Case Cube
C714060	55" Fixed	Blue/Silver	10	6.50 lbs.	0.631 ft.
C714000	33 1/2" -60"	Blue/Silver	10	5.00 lbs.	0.439 ft.

B] 3-PIECE MICROFIBER HANDLE AND STIRRUP HEAD ADAPTOR

This 3-piece handle facilitates low cost shipping. It assembles easily into a sturdy, long-lasting handle for flat mop frames. The Stirrup Head Adaptor allows the use of a microfiber Tube Mop or any traditional wet mop with a flat mop handle.

Item #	Length	Color	Case Pack	Case Weight	Case Cube
C714003	57"	Grey	12	10.70 lbs.	0.610 ft.
A70400	6 1/4"	Blue	12	3.00 lbs.	0.450 ft.



FLOOR CARE | WET

MICROFIBER HANDLES


A] ERGOFLO® MOP HANDLES

Lightweight, aluminum handle with 28 ounce solution reservoir. Trigger operated system allows quick and easy solution application for increased performance. Use with Pro II Flat Mop Frames (below) or ErgoWorx Frame (page 28). Covers up to 3,000 square feet.

B] ERGOFLO® KIT

Our ErgoFlo Mop Handle also comes in a kit which includes a C717016 Pro II Flat Mop Frame and two C103018 18" Super Pro II blue microfiber mops. A replacement bottle, NEFB-28, is also available.

Item #	Size	Color	Case Pack	Case Weight	Case Cube
MFH-28	54 1/4"	Blue/Silver	1	1.40 lbs.	0.620 ft.
SYSH-5	- - -	Blue/Silver	1	3.00 lbs.	0.320 ft.
NEFB-28	28 fl. oz.	Clear	6	2.43 lbs.	0.380 ft.




MICROFIBER FRAMES

C] PRO II™ FLAT MOP FRAME

Pro II Flat Mop Frame has a lightweight design that provides dramatic improvements in labor productivity. The trapezoid head effectively cleans corners and edges. 360° swivel attachment for maneuvering in tight areas. Handle Locking Clip secures handle to frame connector. Designed to compliment our line of microfiber refills.


Item #	Size	Color	Case Pack	Case Weight	Case Cube
C717011	11" x 3"	Blue/Silver	10	4.00 lbs.	0.553 ft.
C717016	16" x 3"	Blue/Silver	10	6.00 lbs.	0.796 ft.
C717018	18" x 3"	Blue/Silver	10	7.00 lbs.	0.893 ft.
C717022	22" x 3"	Blue/Silver	10	9.00 lbs.	1.088 ft.



D] SPRINGBACK™ MOP FRAME

This heavy-duty aluminum frame, with its spring-loaded attachment, will hold up to three Charger disposable sheets. Removable 1/4" thick foam pad allows easy maneuvering while dry dust mopping. Can be used with our current Pro flat mop handles.

Item #	Size	Color	Case Pack	Case Weight	Case Cube
C716024	24" x 3 1/2"	Silver	10	13.00 lbs.	1.038 ft.

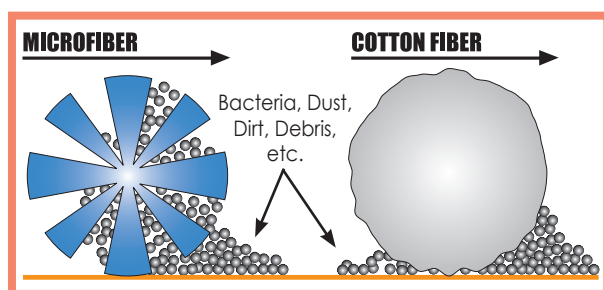


MICROFIBER MOPS

Our 100% microfiber mops offer many advantages to today's cleaning challenges. We use the highest quality, ultrafine synthetic fiber that is very durable, and provides superior bacteria removal.

WHAT IS MICROFIBER?

Unlike conventional mop yarns, each strand of microfiber is wedge-shaped with sharp edges which makes it very effective for removing, absorbing and accumulating virtually any type of dirt, dust, grease or contaminant. When paired with ErgoWorx Touchless Cleaning System (See page 00), our system is an important component for a comprehensive Green Cleaning Program as per the US Green Building Council's (USGBC) LEED for Existing Buildings Rating System (LEED-ED:OM), Practice Greenhealth's Green Guide for Health Care and the Healthy Schools Campaign's Quick & Easy Guide to Green Cleaning in Schools.



BENEFITS

More Cost Effective

Cleans faster and lasts up to 6x longer than traditional mops.

Healthier

Superior bacteria removal; improves Hospital Consumer Assessment of Healthcare Providers and Systems (HCAHP) scores and reduces hospital acquired infections. Reduces bacteria on 95% of all hard surfaces.

Greener

Significantly reduce consumption of water and chemicals; Re-usable and can be washed hundreds of times when cared for properly.

Safer

Light weight mops reduce work strain

LAUNDERABLE REFILLS

A] THE AGGRESSOR™

This innovative combination of microfiber yarn and synthetic stiff brush fibers is designed to remove stuck-on debris that normal "yarn only" microfiber flat mops cannot.


Item #	Description	Size	Color	Case Pack	Case Weight	Case Cubic
C109018	The Aggressor	18" x 5"	White/Green	12	3.50 lbs.	0.247 ft.
C109020	The Aggressor	20" x 5"	White/Green	10	2.13 lbs.	0.404 ft.

B] SUPER PRO™ FINISH FLAT MOP

The microfiber Finish Flat Mop is looped-end and constructed of high-wet modulus rayon blend yarn that provides quick, controlled liquid release. The Finish Flat Mop will cover a 20" wide swath. Unlike conventional finish mops, 100% of the floor finish goes onto the floor along with full contact of the refill to the surface allowing better productivity and less chemical wasted in the mop. Should be rinsed after every use.


Item #	Description	Size	Color	Case Pack	Case Weight	Case Cubic
C106020	Super Pro Finish Flat Mop	20" x 5"	Light Blue	6	1.40 lbs.	0.276 ft.

A]



C109018

B]



C106020

FLOOR CARE | WET

LAUNDERABLE REFILLS

A] SUPER PRO II™



Looped-end construction and durable microfiber provide long product life. Made of 100% microfiber, it can be laundered hundreds of times, when cared for properly. Surged border is extremely durable. Hook and loop attachment for easy installation and removal from frame. Can be used for damp or dry mopping.

Item #	Size	Color	Case Pack	Case Weight	Case Cube
C103013	13" x 5"	Blue	12	2.00 lbs.	0.180 ft.
C103018	18" x 5"	Blue	12	3.00 lbs.	0.247 ft.
C103020	20" x 5"	Blue	10	2.30 lbs.	0.277 ft.
C103024	24" x 5"	Blue	12	4.00 lbs.	0.328 ft.
C108013	13" x 5"	Green	12	2.00 lbs.	0.180 ft.
C108018	18" x 5"	Green	12	3.00 lbs.	0.247 ft.
C108020	20" x 5"	Green	10	2.30 lbs.	0.277 ft.
C108024	24" x 5"	Green	12	4.00 lbs.	0.328 ft.
C104013	13" x 5"	Red	12	2.00 lbs.	0.180 ft.
C104018	18" x 5"	Red	12	3.00 lbs.	0.247 ft.
C104020	20" x 5"	Red	10	2.30 lbs.	0.277 ft.
C104024	24" x 5"	Red	12	4.00 lbs.	0.328 ft.
C107013	13" x 5"	Yellow	12	2.00 lbs.	0.180 ft.
C107018	18" x 5"	Yellow	12	3.00 lbs.	0.247 ft.
C107020	20" x 5"	Yellow	10	2.30 lbs.	0.277 ft.
C107024	24" x 5"	Yellow	12	4.00 lbs.	0.328 ft.



B] SUPER PRO II™ MICROFIBER w/SCRUB REFILLS



Cut-end construction designed to penetrate into cracks and crevices in the floor. Fibers allow maximum scrubbing action to the floor's surface. Scrubbing strips remove scuff marks. Microfiber yarn allows hundreds of washings. Hook and loop backing for easy attachment and removal from Velcro® strip frame. Can be used damp or wet.

Item #	Size	Color	Case Pack	Case Weight	Case Cube
C123018	18" x 5"	Blue	12	3.00 lbs.	0.247 ft.
C123024	24" x 5"	Blue	12	4.00 lbs.	0.328 ft.
C128018	18" x 5"	Green	12	3.00 lbs.	0.247 ft.
C128024	24" x 5"	Green	12	4.00 lbs.	0.328 ft.
C124018	18" x 5"	Red	12	3.00 lbs.	0.247 ft.
C127018	18" x 5"	Yellow	12	3.00 lbs.	0.247 ft.



DISPOSABLE WET MOPS

A) FASTMOP™ MICROFIBER

Prevent cross-contamination and reduce labor costs by starting every job with a brand new mop. Ideal for facilities that want superior mopping without any fuss. Innovative Three-Layer Design: Top Layer protects the frame from dirt, Middle Layer provides outstanding absorption and the Bottom Layer cleans the surface. Each mop cleans 430 to 650 square feet and is available in convenient Starter Kits. Use with the ErgoFlo Bucketless Mop and 16" & 18" Pro II Mop Frames.

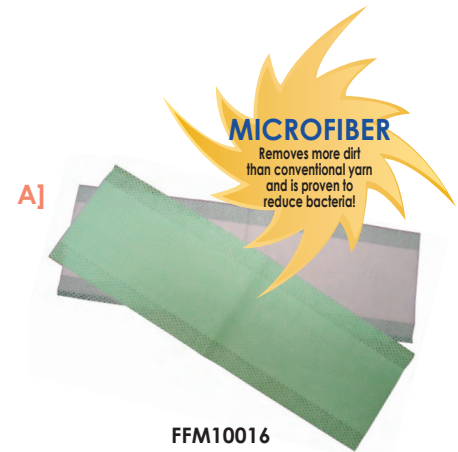
B) FASTMOP™

Non-microfiber version is ideal for wet cleaning and disinfecting. Can be used with all types of chemicals.


C) FASTMOP™ ADAPTOR

Cushions floor for smooth and even cleaning. Fits any flat mop frame.

Item #	Description	Size	Case Pack	Case Weight	Case Cube
FFM15016	FastMop Microfiber Starter Kit; 150 Mops, 1 Adaptor	16"	1	4.00 lbs.	0.540 ft.
FFM10016	FastMop Microfiber Refills	16"	100	2.65 lbs.	0.370 ft.
FFM15018	FastMop Microfiber Starter Kit; 150 Mops, 1 Adaptor	18"	1	4.50 lbs.	0.600 ft.
FFM10018	FastMop Microfiber Refills	18"	100	2.50 lbs.	0.410 ft.
FFD15016	FastMop Starter Kit; 150 Mops, 1 Adaptor	16"	1	4.00 lbs.	0.540 ft.
FFD10016	FastMop Refills	16"	100	2.65 lbs.	0.370 ft.
FFD15018	FastMop Starter Kit; 150 Mops, 1 Adaptor	18"	1	4.50 lbs.	0.600 ft.
FFD10018	FastMop Refills	18"	100	2.50 lbs.	0.410 ft.
FFA16	FastMop Adaptor	16"	12	2.65 lbs.	0.110 ft.
FFA18	FastMop Adaptor	18"	12	2.65 lbs.	0.120 ft.



FFM10016



FFD10016



FFA16

MICROFIBER WET MOPS

D) SUPER SORB TUBE MOP



This looped-end, wet mop is environmentally friendly because it requires less chemicals than cotton/blend yarn mops. Microfiber material offers excellent absorbency, as well as superior scrubbing power. Mops can be laundered hundreds of times. Mop features a 5" wide headband to be used with "jaws" type handles.

Item #	Size	Color	Case Pack	Case Weight	Case Cube
A10001	Small	Blue	12	9.00 lbs.	0.984 ft.
A10002	Medium	Blue	12	11.50 lbs.	1.813 ft.
A10003	Large	Blue	12	14.50 lbs.	1.799 ft.
A10101	Small	Green	12	9.00 lbs.	0.984 ft.
A10102	Medium	Green	12	11.50 lbs.	1.813 ft.
A10103	Large	Green	12	14.50 lbs.	1.799 ft.
A10202	Medium	Red	12	11.50 lbs.	1.813 ft.

E) DURALOOP WET MOP

This microfiber mop will pick up twice as much liquid as a standard blended, looped-end mop. Can be used as a wax application mop. Use with Jaws type wet mop handles. Can be laundered hundreds of times.

Item #	Size	Color	Case Pack	Case Weight	Case Cube
A09002	Medium	Blue	12	11.00 lbs.	0.970 ft.
A09003	Large	Blue	12	16.00 lbs.	1.260 ft.



A10102



A09002

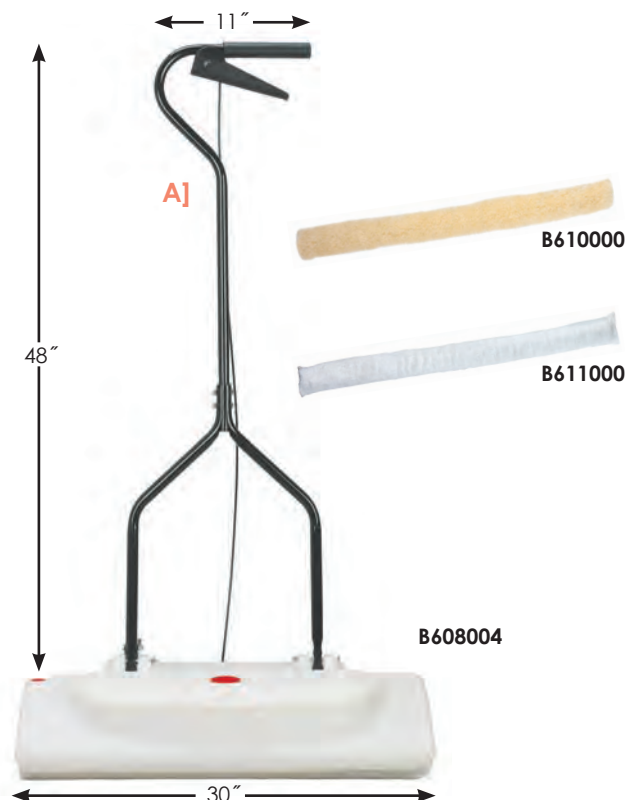
FLOOR FINISH APPLICATOR

Even the best floor finish will provide poor results when applied with an inadequate tool. That is why we offer these professional finishing products. Whether applying finish, disinfectant, sealer or any other liquid, you will not only get much better results, but also unmatched labor savings.

A] WAX-O-MATIC®

Quickly, easily and smoothly apply both water and solvent based fluids, including finishes, sealers, urethanes, restorers and disinfectants, with the Wax-O-Matic. The straight line method, with built-in edge feathering, covers many times the area of conventional methods, without the spills, drips and baseboard splashes! Push button dispensing and replaceable wick pads provide complete control of finish thickness. The three gallon tank covers about 30,000 square feet per hour. Wick pads and manual are included. One set (two pads) of Ultra Refills are included. Some assembly is required.

Item #	Description	Case Pack	Case Weight	Case Cube
B608004	Complete (with two Ultra Pads)	1	14.00 lbs.	1.995 ft.
B610000	Extra-Heavy Refill (Lambswool)	2	1.00 lbs.	0.376 ft.
B611000	Ultra Refill (Velour)	2	1.00 lbs.	0.376 ft.



FLOOR SCRUBS

Use any standard threaded handle on these tough scrubbers to scrub floors, baseboards ~ even walls.

B] MULTI-LEVEL SCRUB BRUSH

Crimped polypropylene fibers provide long service even with solvents and other harsh chemicals. The unique shape of this brush makes it easy to clean a wide variety of surfaces like baseboards, under counters and around equipment in many settings. Durable, structural foam block.

Item #	Block	Bristle Trim	Bristle Color	Case Pack	Case Weight	Case Cube
I004000	10" Foam	1 3/4"	Blue	12	16.00 lbs.	1.325 ft.



C] SWIVET SCRUB™

Special universal joint allows brush to swivel and lock into any position to clean corners, baseboards and around fixtures. Structural foam block swivels to allow access to hard to reach areas. Available with crimped yellow polypropylene (1 1/4" trim).

Item #	Block	Bristle Trim	Bristle Color	Case Pack	Case Weight	Case Cube
I005100	8 1/2" Foam	1 1/4"	Yellow	12	8.00 lbs.	0.973 ft.



D] BASEBOARD BRUSH

Designed to ease the tedious task of cleaning baseboards. Angled, crimped polypropylene fibers allow you to easily clean hard to reach corners, baseboards and stairways.

Item #	Block	Bristle Trim	Bristle Color	Case Pack	Case Weight	Case Cube
F501000	5 1/2" Foam	2"	Black	12	9.00 lbs.	0.998 ft.



Accepts threaded handles only.
Found on page 63

FLOOR SQUEEGEES

Our floor squeegees work in a variety of applications, whether you are removing water and debris from grouted tile or cleaning large smooth surfaces. Available in models for tapered handles or standard acme threaded handles. Rubber may be grey or black, depending on availability.

A] METAL FLOOR SQUEEGES

Heavy zinc plated metal frames with a high grade dual edge and replaceable rubber blades. Designed for tapered handles. Straight squeegees feature a steel scraper edge.

Item #	Shape	Size	Case Pack	Case Weight	Case Cube
1800	Straight	18"	2	4.00 lbs.	0.280 ft.
2400	Straight	24"	2	5.00 lbs.	0.300 ft.
3600	Straight	36"	2	6.38 lbs.	0.460 ft.
C2400	Curved	24"	2	5.50 lbs.	0.480 ft.
C3600	Curved	36"	2	7.12 lbs.	0.720 ft.



Accepts tapered handles only.
Found on page 63

B] PLASTIC FLOOR SQUEEGES

High-impact plastic frame is shock, rust and acid resistant. Dual soft foam rubber blades contour to floor surfaces for greater liquid removal. Universal handle socket fits handles up to a 1" diameter.

Item #	Shape	Size	Case Pack	Case Weight	Case Cube
1722	Straight	22"	6	4.62 lbs.	0.940 ft.
1730	Straight	30"	6	5.94 lbs.	1.280 ft.




Accepts threaded handles - up to 1" diameter.
Found on page 63

C] RUBBER FLOOR SQUEEGES

Double Moss rubber is ideal for use on contoured surfaces! Flexible blade can be used to push or pull liquids, easily removing liquids from uneven floor surfaces. Heavy-duty 20 gauge steel frame works with tapered or acme threaded handles, adaptor included.

Item #	Shape	Size	Case Pack	Case Weight	Case Cube
1818	Straight	18"	12	11.50 lbs.	0.850 ft.
1822	Straight	22"	12	12.75 lbs.	1.020 ft.
1830	Straight	30"	12	16.25 lbs.	1.270 ft.



Accepts tapered or threaded handles.
Found on page 63



FLOOR CARE | WET

FLOOR CONES & SIGNS

Continental's complete line of safety signs and floor cones provide **economical protection against slip and fall injuries and liabilities.**

Multilingual messages and universal symbols allow you to reach any audience. All products in this category are OSHA approved.



FLOOR CONES

A] QUAD-CONE

Available in 26" or 35" heights, with universal caution symbol on all four sides. Accommodates lock-on warning signs (S222-1RD), barrier chain (C123-2YW) and common barrier tape for cordoning off an area.

Item #	Size	Color	Case Pack	Case Weight	Case Cube
221YW	26"	Yellow	3	9.25 lbs.	2.491 ft.
222YW	35"	Yellow	3	14.53 lbs.	4.430 ft.

A]



221YW

222YW

B] QUAD-CONE SYSTEM

This all-inclusive system contains three 35" yellow Quad-Cones, one 2" x 20' yellow Barrier Chain and two red Lock-On Warning Signs, to create an entire floor safety system.

Item #	Size	Color	Case Pack	Case Weight	Case Cube
222-3YW	35"	Yellow	1	20.19 lbs.	4.430 ft.

B]



222-3YW

C] LOCK-ON WARNING SIGN

Large square sign with imprint. Twist-locks onto 221YW or 222YW Quad-Cones. Case includes one each of both signs.


Item #	Height	Color	Case Pack	Case Weight	Case Cube
S222-1RD	Adds 10 ³ / ₈ "	Red	2	2.42 lbs.	0.254 ft.

C]



S222-1RD

D]



C123-2YW

D] BARRIER CHAIN

Plastic Barrier Chain easily locks into the Quad-Cone's keyhole design accessory port. Also fits 119 and 120 easel-type floor signs.

Item #	Size	Color	Case Pack	Case Weight	Case Cube
C123-2YW	2" x 20"	Yellow	3	3.24 lbs.	0.410 ft.

FLOOR CONES

A] "WET FLOOR" CAUTION CONES

These orange, 18" high bilingual English/Spanish cones are made of vinyl plastic with a weighted base for added stability.

Item #	Description	Color	Case Pack	Case Weight	Case Cube
125ENG	English only	Orange	6	23.25 lbs.	1.930 ft.
125SP	English & Spanish	Orange	6	23.25 lbs.	1.930 ft.



B] COLLAPSIBLE "CAUTION" TRI-CONES

360 degrees of visibility at a moment's notice! Easily readable with trilingual message and universal symbol. Both sizes come with storage tubes that easily mount to a wall, janitor's cart or column.

Item #	Description	Color	Case Pack	Case Weight	Case Cube
230-12	30" Cone	Yellow	12	13.70 lbs.	1.570 ft.



FLOOR SIGNS

C] POP-UP SAFETY FLOOR SIGN

Four-sided design provides 360° of visibility for maximum safety. Bright yellow with trilingual message and universal image. Features a nylon loop that enable the sign to hang on a janitor cart or for storage. Folds flat for convenient storage.

Item #	Description	Color	Case Pack	Case Weight	Case Cube
216	16" Pop-Up Sign	Yellow	12	2.75 lbs.	0.170 ft.



FLOOR CARE | WET

FLOOR SIGNS

A] WET FLOOR SIGNS

26" high, easel-type signs with a two-sided trilingual (Eng/Sp/Fr) imprint message. Accepts Barrier Chain and common barrier tape for connecting multiple signs and cordoning off an area.

Item #	Description	Color	Case Pack	Case Weight	Case Cube
119	"Caution" Sign	Yellow	6	13.75 lbs.	1.870 ft.
119C	"Closed" Sign	Yellow	6	13.75 lbs.	1.870 ft.

A]



119



119C

B] MAXI-WARN™ WET FLOOR SIGNS

The new 37" high, easel-type floor sign with two-sided, trilingual (Eng/Sp/Fr) message. Accepts Barrier Chain and common barrier tape for connecting multiple signs and cordoning off an area.

Item #	Description	Color	Case Pack	Case Weight	Case Cube
120	"Caution" Sign	Yellow	6	20.88 lbs.	2.840 ft.
120C	"Closed" Sign	Yellow	6	20.88 lbs.	2.840 ft.

B]



120



120C



Protect Against Slip and Fall Injuries and Liabilities!

the numbers don't lie!

Safety is critical to your business's bottom line . . .

25,000 per day

The number of people who are **victims** of a slip & fall accident..

\$50,000

The average cost to defend a slip & fall **lawsuit**.

95 million per year

The number of lost **workdays**, due to a slip & fall injury.

\$70 billion annually

Compensation & medical costs associated with employee slip & fall injuries.

#1 cause

Slips & falls account for the most accidents in **hotels, restaurants & public buildings**.

#1 cause

The top reason for employee & guest slip & fall injuries in **supermarkets**.

300%

The increase the Food Service Industry has seen in personal injury **lawsuits** since 1980.

Combined Data: National Floor Safety Institute, National Safety Council, Jury Verdict Research, Wausau Insurance, Liberty Mutual, Bureau of Labor Statistics, and C.N.A. Insurance

FLOOR



CARE DRY



Before any wet floor care maintenance can happen, dust and dirt particles have to be removed. Be it on hardwood, linoleum, carpet, or even concrete, we have a wide range of tools to get the job done the first time. All of our items are quality tested and annually reviewed to make sure the professionals who use our floor care tools have exactly what they need.

DUST MOPS




Choose any of our CCP dust mops to protect your floor and finish from abrasive dust and dirt.

Let's talk value!

CCP offers the best value in dust mops!

The removal of dust and dirt particles is the first step in proper floor care. A preventative maintenance program using quality dust mops will protect your floor and finish from arasive dust and dirt particles. To accommodate your needs, we offer a wider variety of dust mops to asist in the efficient removal of dust and dirt. Let the following informaiton assist you in choosing which dust mop is right for your needs.



- 1** A wide variety of high grade yarns provide maximum durability and performance.
- 2** Extra stitching assures long life, even with laundering.
- 3** Heavy-duty, rust resistant snaps are fast and easy to use.
- 4** Durable synthetic (polyester) backing dries fast and is available in bright colors.

yarn

Cotton is the most economical and popular yarn, despite its disadvantages when compared to other fibers. Cotton is often blended with synthetic fibers to add strength and absorbency. Some of these yarns are designed to withstand laundering while others, like disposables, are constructed with bulky, loosely twisted yarn for better dust removal. Our PermaTwist™ cotton yarn combines exceptional durability via a unique fiber bonding process. Nylon, like that used in our Durastat™, has electrostatic properties that attract dust particles without the use of treatment.

cut-end

The cut-end dust mop, though more economical at first, tends to fray, unravel and lint. This can decrease its performance and lead to replacement of the mop. Laundering can decrease durability. Our PermaTwist™ solves this problem by bonding the yarn fibers.



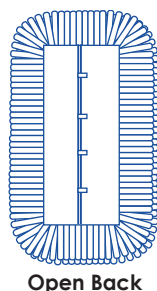
looped-end

By trapping more dust, producing less yarn debris and resisting tangles, the looped-end dust mop delivers maximum performance. Because looped-end yarns withstand heavy use and frequent laundering without fraying and unraveling, linting is virtually eliminated. Looped-end yarn is available in long strands for greater coverage or short loops for hi-tech and health care applications.

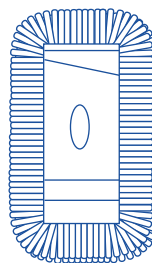


backing

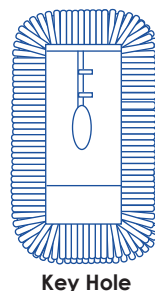
Synthetic backing material has replaced cotton as the industry standard because it dries much faster and absorbs less treatment than cotton. We also offer a variety of backing styles including: Open Back, Key Hole, Slot Pocket and Break-Away (illustrated at right). All four backing styles are available for construction in our Professional Dust Mop category. Ties are also available upon request. Our Swivel Snap category is available with a Key Hole style backing. Our Value Line category is available with an Open Back style. Our Disposable Dust Mops are available with backings as shown. Backing colors include: red, blue, green and white.



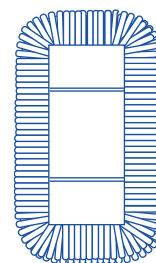
Open Back



Slot Pocket



Key Hole



Break Away

durability

High quality construction standards lead to the best value in a dust mop. Wilen® mops are made with the highest level of professional quality with pre-shrunk backings and top grade yarn to withstand heavy use and repeated laundings. Reinforced stitching at stress points are signs of better mop construction. Innovative yarns, like our Twister Loop™, Durastat™ and PermaTwist™, can provide longer lasting service as well as increased performance.



frames & handles

To provide free swiveling or rigid handle positions, use a handle with a swivel-snap device attached to the frame. Frames are available from 18" to 72".

Lead times for dust mops vary.
Typically, all non-stock items can be shipped within four weeks.

FLOOR CARE | DRY

DUST MOPS

Choose any of our CCP dust mops to protect your floor and finish from abrasive dust and dirt.

PROFESSIONAL DUST MOPS

DURABLE, LAUNDERABLE MOPS

These high performance dust mops are designed and constructed for industrial launderers, healthcare facilities and other demanding applications. Innovative yarns, pre-shrunk synthetic backings and heavy-duty construction techniques provide maximum durability and efficiency.

A] PERMATWIST™

Exclusive bonding process of 100% ring-spun cotton yarn virtually eliminates fraying and linting. Brilliant, permanent colors keep this duster looking new. PermaTwist delivers unsurpassed durability and performance and is the best dust mop you can buy. Launderable.


Item #	Color	Item #	Color	Item #	Color	Size	Case Pack	Case Weight	Case Cube
C001018	Natural	C003018	Blue	C004018	Green	18"	12	12.00 lbs.	1.290 ft.
C001024	Natural	C003024	Blue	C004024	Green	24"	12	15.00 lbs.	1.812 ft.
C001036	Natural	C003036	Blue	C004036	Green	36"	12	22.00 lbs.	2.265 ft.
C001048	Natural	C003048	Blue	C004048	Green	48"	6	15.00 lbs.	1.812 ft.
C001060	Natural	C003060	Blue	C004060	Green	60"	6	18.00 lbs.	1.812 ft.



B] TWISTER LOOP™

Twisted loop cotton yarn provides maximum durability for laundering and heavy use. No cut ends to lint and fray. Twisted yarn provides an effective dust trap for better collection and retention. Yarn is dyed and laundered.

Item #	Color	Item #	Color	Item #	Color	Item #	Color	Size	Case Pack	Case Weight	Case Cube
C013018	Natural	C014018	Red	C015018	Blue	C016018	Green	18"	12	12.00 lbs.	1.290 ft.
C013024	Natural	C014024	Red	C015024	Blue	C016024	Green	24"	12	15.00 lbs.	1.812 ft.
C013036	Natural	C014036	Red	C015036	Blue	C016036	Green	36"	12	22.00 lbs.	2.265 ft.
C013048	Natural	C014048	Red	C015048	Blue	C016048	Green	48"	6	15.00 lbs.	1.812 ft.
C013060	Natural	C014060	Red	C015060	Blue	C016060	Green	60"	6	18.00 lbs.	1.812 ft.




PROFESSIONAL DUST MOPS

A] PERMA-LOOP™

High-grade, cotton blend looped-end yarn won't fray or unravel even with intensive laundering, ensuring longer life than conventional cut-end yarn. Long loops provide maximum dust collection. 5" wide backing.

Item #	Color	Item #	Color	Size	Case Pack	Case Weight	Case Cube
C041018	Natural	C042018	Blue	18"	12	12.00 lbs.	1.290 ft.
C041024	Natural	C042024	Blue	24"	12	15.00 lbs.	1.812 ft.
C041036	Natural	C042036	Blue	36"	12	22.00 lbs.	2.265 ft.
C041048	Natural	C042048	Blue	48"	12	30.00 lbs.	2.265 ft.
C041060	Natural	C042060	Blue	60"	6	18.00 lbs.	1.812 ft.



A]

C042024

B] DURASTAT™

Durable 2-ply synthetic yarn attracts dust like a magnet using electro-static properties. Unlike other mops, Durastat requires no treatment, making it ideal for use in chemical sensitive areas like hospitals and laboratories. In addition, the extra durable yarn is virtually lintless and frayless.

Item #	Color	Item #	Color	Size	Case Pack	Case Weight	Case Cube
C051018	White	C052018	Blue	18"	12	8.00 lbs.	1.290 ft.
C051024	White	C052024	Blue	24"	12	10.00 lbs.	1.812 ft.
C051036	White	C052036	Blue	36"	12	15.00 lbs.	2.265 ft.
C051048	White	C052048	Blue	48"	12	19.00 lbs.	2.828 ft.
C051060	White	C052060	Blue	60"	6	11.00 lbs.	1.812 ft.



B]

C051036

CONVENTIONAL DUST MOPS

C] SWIVEL SNAP™

This industry standard dust mop is constructed of 4-ply cotton blended yarn sewn to a durable polyester backing. Absorbent yarn provides excellent dust retention.

Item #	Color	Item #	Color	Size	Case Pack	Case Weight	Case Cube
C057018	Natural	C058018	Blue	18"	12	12.00 lbs.	1.290 ft.
C057024	Natural	C058024	Blue	24"	12	15.00 lbs.	1.290 ft.
C057036	Natural	C058036	Blue	36"	12	22.00 lbs.	1.812 ft.
C057048	Natural	C058048	Blue	48"	12	30.00 lbs.	2.270 ft.
C057060	Natural	C058060	Blue	60"	6	18.00 lbs.	1.812 ft.



C]

C057036


FLOOR CARE | DRY

CONVENTIONAL DUST MOPS

A] VALUE LINE™

This economical, yet durable dust mop is constructed of 4-ply, long staple cotton yarn which is tufted into a white polyester backing, providing more yarn for better dust collection. Open back style with ties. Natural yarn only.

Item #	Size	Color	Case Pack	Case Weight	Case Cube
C302018	18"	Natural	12	11.00 lbs.	1.290 ft.
C302024	24"	Natural	12	14.00 lbs.	1.290 ft.
C302036	36"	Natural	12	21.00 lbs.	1.812 ft.
C302048	48"	Natural	12	26.00 lbs.	2.828 ft.
C302060	60"	Natural	6	18.00 lbs.	1.812 ft.



C302024

DISPOSABLE DUST MOPS

B] E-LINE TIE-FREE® DISPOSABLE

4-ply Cotton/Synthetic yarn with polyester backing for performance, durability and value. Split center provides a trap to collect dust and dirt. Available pre-treated with Dust n' Shine™ or untreated. Use with Swivel Snap™ frame and handle.

Item #	Backing	Size	Color	Case Pack	Case Weight	Case Cube
C404018	Untreated	18"	Natural	12	10.00 lbs.	1.290 ft.
C404024	Untreated	24"	Natural	12	13.00 lbs.	1.812 ft.
C404036	Untreated	36"	Natural	12	17.00 lbs.	2.265 ft.
C404048	Untreated	48"	Natural	12	21.00 lbs.	2.828 ft.
C404060	Untreated	60"	Natural	6	12.00 lbs.	1.812 ft.
C414018	Treated	18"	Natural	12	10.00 lbs.	1.290 ft.
C414024	Treated	24"	Natural	12	13.00 lbs.	1.812 ft.
C414036	Treated	36"	Natural	12	17.00 lbs.	2.265 ft.
C414048	Treated	48"	Natural	12	21.00 lbs.	2.828 ft.
C414060	Treated	60"	Natural	6	12.00 lbs.	1.812 ft.



C404024

C] TIE-FREE® DISPOSABLE

Cotton/synthetic yarn with Tie-Free backing provides performance, durability and value. Bulky, absorbent, pre-treated, 4-ply yarn collects and retains more dust and will cover over a million square feet before replacement is needed. Split center provides a trap to collect even more dust.

Item #	Size	Color	Case Pack	Case Weight	Case Cube
C401018	18"	Natural	12	10.00 lbs.	1.290 ft.
C401024	24"	Natural	12	13.00 lbs.	1.812 ft.
C401036	36"	Natural	12	17.00 lbs.	2.265 ft.
C401048	48"	Natural	12	21.00 lbs.	2.828 ft.
C401060	60"	Natural	6	12.00 lbs.	1.812 ft.



C401024

DISPOSABLE DUST MOPS

AJ JEAN CLEAN® DISPOSABLE

Yarn is constructed of reconditioned denim and other textile materials, making it more durable and absorbent than standard cotton blended yarn. Cotton/polyester 4-ply yarn prevents fraying and tough Tie-Free® backing provides performance and durability. Colored yarn hides dirt.

Item #	Size	Color	Case Pack	Case Weight	Case Cube
C412018	18"	Blue	12	10.00 lbs.	1.290 ft.
C412024	24"	Blue	12	13.00 lbs.	1.812 ft.
C412036	36"	Blue	12	17.00 lbs.	1.812 ft.
C412048	48"	Blue	12	21.00 lbs.	2.265 ft.
C412060	60"	Blue	6	12.00 lbs.	1.812 ft.



ROLL-OUT™ DUST CONTROL

BJ ROLL-OUT™ DISPOSABLE

40 foot roll of disposable dust mop. Pre-treated, open twist, blended cotton/synthetic yarn is sewn to a Tie-Free® backing. Knife included for cutting to size to fit holder. Available in Stick-M™ and Tie-Free backing styles.

Item #	Type	Size	Color	Case Pack	Case Weight	Case Cube
C601000	Stick-M	40'	Natural	1	12.00 lbs.	1.636 ft.
C603000	Tie-Free	40'	Green	1	12.00 lbs.	1.636 ft.
C630000	Tie-Free	40'	Natural	1	12.00 lbs.	1.636 ft.

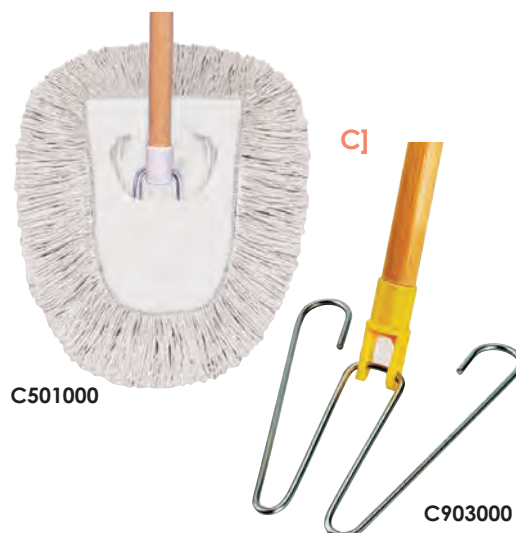


TRIANGLE DUST MOPS

CJ TRIANGLE DUST MOP

This small duster lies flat for use in tight areas like offices and classrooms. Removable mop head is launderable and available with standard cotton blend yarn. 4" x 8.5" wire frame attached to 54" wood handle. Yarn spread measures 12" x 17". Optional Frame and Connector allows use of any standard threaded handle.

Item #	Description	Color	Case Pack	Case Weight	Case Cube
C501000	Mop Refills	Natural	12	6.00 lbs.	0.564 ft.
C903000	Frame/Handle	N/A	12	15.00 lbs.	2.620 ft.
C707000	Frame/Connector	N/A	12	7.00 lbs.	2.506 ft.



FLOOR CARE | DRY

MICROFIBER DUST MOPS

The performance and durability of microfiber take dry mopping to a new level! Whether using traditional dust mopping equipment or hook and loop frames, microfiber dust mops offer superior dust collecting properties, attracting and holding dust electrostatically.



MICROFIBER

Removes more dirt than conventional yarn and is proven to reduce bacteria!

These mops are more efficient and last longer than typical cotton/blended dust mops. Available in both conventional keyhole style backing that accepts industry standard frames, as well as hook and loop backing for hook and loop frames.

A] MICROLOOPED MICROFIBER HOOK & LOOP AND CANVAS BACKED DUST MOPS

Microfiber dust mops pick up dirt and dust electrostatically. They are more efficient and longer lasting than typical cotton/blended dust mops. Available with both conventional keyhole style backing that accepts industry standard dust mop frames (18"/Yellow, 24"/Green, 36"/Red, 48"/Blue), and hook & loop backing for Hook & Loop frames.


Item #	Backing	Size	Color	Case Pack	Case Weight	Case Cube
C091018	Hook & Loop	18"	Blue/Grey	12	4.00 lbs.	0.423 ft.
C091024	Hook & Loop	24"	Blue/Grey	12	5.00 lbs.	0.572 ft.
C091036	Hook & Loop	36"	Blue/Grey	12	6.00 lbs.	0.910 ft.
C091048	Hook & Loop	48"	Blue/Grey	12	8.00 lbs.	1.123 ft.
C092018	Canvas	18"	Blue/Grey	12	5.50 lbs.	0.423 ft.
C092024	Canvas	24"	Blue/Grey	12	6.50 lbs.	0.572 ft.
C092036	Canvas	36"	Blue/Grey	12	9.00 lbs.	0.910 ft.
C092048	Canvas	48"	Blue/Grey	12	11.50 lbs.	1.123 ft.
C092060	Canvas	60"	Blue/Grey	12	13.00 lbs.	1.123 ft.



B] VELCRO® DUST MOP ADAPTOR

This adaptor works with our Swivel Snap Frames, as well as other standard dust mop frames. Adaptors are used to transition from standard dust mops to high-performance Microfiber Dust Mops, using the same frames and handles. Use with Microlooped Hook & Loop Dust Mops.

Item #	Size	Color	Case Pack	Case Weight	Case Cube
C095018	18" x 6 1/4"	Grey	12	2.51 lbs.	0.180 ft.
C095024	24" x 6 1/4"	Grey	12	2.60 lbs.	0.230 ft.
C095036	36" x 6 1/4"	Grey	12	2.70 lbs.	0.300 ft.
C095048	48" x 6 1/4"	Grey	12	2.90 lbs.	0.390 ft.



MICROFIBER DUST MOPS

A] MICROLOOPED DUST MOP

This mop will pick up twice as much dirt as a 100% cotton cut-end dust mop. Can be used as a wax application mop. Fits any standard dust mop frame. Launder hundreds of times.

Item #	Backing	Size	Color	Case Pack	Case Weight	Case Cube
C090018	Canvas	18"	Blue	12	4.50 lbs.	0.810 ft.
C090024	Canvas	24"	Blue	12	6.00 lbs.	1.070 ft.
C090036	Canvas	36"	Blue	12	8.00 lbs.	1.600 ft.
C090048	Canvas	48"	Blue	6	5.50 lbs.	1.070 ft.



B] THE DUSTER

Specially designed to attract dust, much like a cut-end dust mop, but has the strength and durability of microfiber. Use to pick up larger particles before damp mopping or disinfecting. Can be laundered hundreds of times. Use with ErgoWorx® Frame or Pro II™ Flat Mop Frame.

Item #	Size	Color	Case Pack	Case Weight	Case Cube
C110020	20"	White	10	2.30 lbs.	0.208 ft.




C] CHARGER™ DISPOSABLE DUST MOP

The Charger Disposable Dust Mop picks up dust, dirt and hair by creating a static charge and trapping the debris within the mop's tiny fibers. Using this inexpensive, disposable dust mop aids in cross-contamination prevention for health care environments. The Charger mop comes conveniently packed in 200 pre-cut sheets per box. This mop is **NOT microfiber**, however, it is used with the Springback™ Mop Frame, found on page 30.

Item #	Size	Color	Case Pack	Case Weight	Case Cube
C429000	26" x 8"	White	200	5.01 lbs.	1.523 ft.

C]



C429000

FLOOR CARE | DRY

DUST MOP HANDLES & FRAMES

We offer both free-swiveling and rigid handle position dust mop handles. Our frames are available in sizes ranging from 18 to 72 inches. Use with our wide variety of dust mops to suit any needs.

DUST MOPS HANDLES

A] SWIVEL SNAP™ HANDLES

The regular Swivel Snap handle features 180° swivel action or rigid position and spring clip. Shafts are available in wood and fiberglass.

Item #	Handle Type	Size	Case Pack	Case Weight	Case Cube
C801060	Wood	15/16" x 60"	12	25.00 lbs.	1.100 ft.
C801260	Fiberglass	1" x 60"	12	25.00 lbs.	1.100 ft.
C801360	Vinyl-Coated Steel	1" x 60"	12	18.70 lbs.	1.100 ft.



C801060

DUST MOPS FRAMES

B] SWIVEL SNAP™ FRAMES

These heavy-duty, industry standard frames are constructed of rust-resistant black powder-coated metal wire for long life. Frame features welded, one-piece construction. Use with our Swivel Snap Handle.

Item #	Size	Color	Case Pack	Case Weight	Case Cube
C702018	18" x 5"	Black	12	8.00 lbs.	0.302 ft.
C702024	24" x 5"	Black	12	11.00 lbs.	0.452 ft.
C702036	36" x 5"	Black	12	14.00 lbs.	0.615 ft.
C702048	48" x 5"	Black	12	17.00 lbs.	0.849 ft.
C702060	60" x 5"	Black	12	20.00 lbs.	1.059 ft.
C702072	72" x 5"	Black	12	25.00 lbs.	1.269 ft.




C702024

C] DUST MOP ADAPTOR

Our Dust Mop Adaptors work with our Swivel Snap Frames, as well as other standard dust mop frames. Use these adaptors to transition from standard dust mops to high-performance Microfiber Dust Mops, using the same frames and handles. Use with Microlooped Dust Mops, found on page 48.

Item #	Size	Color	Case Pack	Case Weight	Case Cube
C095018	18" x 6 1/4"	Grey	12	2.51 lbs.	0.180 ft.
C095024	24" x 6 1/4"	Grey	12	2.60 lbs.	0.230 ft.
C095036	36" x 6 1/4"	Grey	12	2.70 lbs.	0.300 ft.
C095048	48" x 6 1/4"	Grey	12	2.90 lbs.	0.390 ft.



C095048

FLOOR SWEEPERS

Huskee® Floor Sweepers are the economic, environmentally friendly cleaning solution you've been looking for! Perfect for any type of cleaning environment, especially food service facilities, restaurants and busy hotel and hospital lobbies. Our sweepers are designed to be an easy-to-use, silent and effective answer to your everyday cleaning needs.



A] HUSKEE® POWERWHISPER®

The power of electric with the sound of a whisper! Laser balanced rollers are quiet, making it the ideal sweeper for use in busy restaurants, office buildings or other facilities where public gatherings are held. Nickel magnesium battery runs for 90 minutes. Titanium roller bushings will never wear out. Weighs less than five pounds. Features a telescoping handle and removable dust bin. Wall mount bracket and charger are included.

Item #	Width	Color	Case Pack	Case Weight	Case Cube
5328	12"	Black/Blue	1	13.00 lbs.	1.900 ft.



5328

B] HUSKEE® SWEEPER

Our commercial sweeper with horsehair and boar brush agitation has a 180° handle. Low profile design allows it to go under furniture. Rubber bumpers prevent wall and door damage.

Item #	Width	Color	Case Pack	Case Weight	Case Cube
5323	9 1/4"	Black/Blue	1	2.72 lbs.	0.160 ft.



5323

C] HUSKEE® POWERROTOR SWEEPER

These sweepers clean hard floors and carpets. The self-cleaning, flexible, rubber blades beat the floor with high frequency, creating friction and momentum that cleanly transports dirt, food, lint and other debris into the dust compartments. Durable plastic body resists scratches and dents and is easy on walls, doors and furniture.

Item #	Width	Color	Case Pack	Case Weight	Case Cube
5325	9 1/4"	Black	1	2.51 lbs.	0.220 ft.
5327	12 1/4"	Black	1	3.74 lbs.	0.360 ft.



5325

5327

FLOOR CARE | DRY

DUST PANS

We offer a wide range of sizes and styles to fit your specific needs. Perfect for industrial, commercial and outdoor use.



HAND-HELD DUST PANS

A] PLASTIC DUST PAN

Tough, yet flexible. Thin front edge for maximum dirt pick up. Hanger hole.

Item #	Size	Color	Case Pack	Case Weight	Case Cube
712	12 1/4" x 12"	Black	12	5.10 lbs.	1.370 ft.



712

B] JUMBO DUST PAN

Lightweight, yet strong. 18" mouth makes this dust pan ideal for outdoor maintenance such as picking up leaves and other debris. Contoured handle fits on standard broom or rake handles and has a hanger hole. Rubber feet prevent sliding.

Item #	Size	Color	Case Pack	Case Weight	Case Cube
E603000	18 3/8" x 18"	Black	12	13.20 lbs.	2.770 ft.



E603000

C] HEAVY-DUTY METAL DUST PAN

This dust pan is ribbed for extra strength and powder coated for longer life. Angled front edge for maximum dirt pick up. Hanger hole for easy storage.

Item #	Size	Color	Case Pack	Case Weight	Case Cube
715	13 1/2" x 12"	Black	2 dz.	29.88 lbs.	1.720 ft.



715

D] EXTRA WIDE METAL DUST PAN

Heavy-duty 16" wide metal dust pan is ribbed for strength and powder coated for longer life. Angled front edge for maximum dirt pick up. Hanger hole.

Item #	Size	Color	Case Pack	Case Weight	Case Cube
716	15" x 16"	Black	12	26.88 lbs.	2.520 ft.



716

LOBBY DUST PANS

A] LOBBY DUST PAN

Durable plastic hopper with vinyl coated steel handle. Pan snap-locks in use and releases to dump or carry. Space saving hanger for storage. The true-edge of pan conforms to floor - no need for repeated sweeping. Serrated yoke provides area to "comb" debris from lobby broom.

Item #	Size	Color	Case Pack	Case Weight	Case Cube
912BK	10" x 12"	Black	6	9.60 lbs.	1.500 ft.



B] JUMBO LOBBY DUST PAN

Large debris capacity and long handle are perfect for removal of trash and dirt.


Item #	Size	Color	Case Pack	Case Weight	Case Cube
915RD	10" x 12"	Red	1	4.10 lbs.	2.510 ft.



C] METAL LOBBY DUST PAN

Self opening and closing lid with extra long chrome handle. Pan/door are metal with powder coated finish for longer life. Standard is #808 - also available with an "L" grip handle, #808L, for comfort and control.

Item #	Size	Color	Case Pack	Case Weight	Case Cube
808	9 3/4" x 12"	Black	6	25.02 lbs.	3.240 ft.
808L	9 3/4" x 12"	Black	1	5.75 lbs.	1.980 ft.



D] PICK UP DUST PAN

Metal dust pan with powder coated finish. Durable chrome handle.

Item #	Size	Color	Case Pack	Case Weight	Case Cube
825	9" x 12"	Black	6	20.22 lbs.	3.300 ft.




FLOOR CARE | DRY

LOBBY DUST PAN & BROOM COMBOS

A] LOBBY DUST PAN / SYNTHETIC BROOM SET

This convenient set is perfect for tidying up in many areas. The lobby dust pan has a durable plastic hopper with a vinyl coated steel handle. Pan snap-locks in use and releases to dump or carry. Space saving hanger for storage. The true-edge of pan conforms to floor - no need for repeated sweeping. Serrated yoke provides area to "comb" debris from lobby broom. At 35" high, the companion broom is perfectly sized for use with this lobby dust pan. Stiff, flagged, polypropylene bristles do an excellent job of collecting debris on floor surfaces ranging from carpet to tile.

Item #	Description	Color	Case Pack	Case Weight	Case Cube
812C	Companion Lobby Dust Pan & Broom	Black	1	3.16 lbs.	1.404 ft.



BROOMS

Our professional grade angle brooms and corn brooms are designed to provide efficient sweeping, reaching into corners, along base boards or into hard-to-reach areas for fast, effective cleaning. Available in sizes for all needs, from small stores to warehouses.

LOBBY BROOMS

B] ANGLED LOBBY BROOM

Angled lobby broom with flagged polypropylene bristles, black plastic frame and 7/8" diameter wood handle. Bristle length is from 4 to 5 inches.

Item #	Size	Bristle Type	Handle Material	Bristle Trim	Bristle Color	Case Pack	Case Weight	Case Cube
E500000	8" x 35 1/2"	Flagged Polypropylene	Wood	4" - 5"	Natural	12	11.10 lbs.	2.310 ft.



C] SYNTHETIC LOBBY BROOM

At 35" high, this broom is perfectly sized for use with our lobby dustpan. Stiff, flagged, polypropylene bristles do an excellent job of collecting debris on floor surfaces ranging from carpet to tile.

Item #	Size	Bristle Type	Handle Material	Bristle Trim	Bristle Color	Case Pack	Case Weight	Case Cube
E503600	8" x 35"	Flagged Polypropylene	Metal	4"	Black	6	4.00 lbs.	1.030 ft.



CLEAN SWEEP® BROOMS

Upgrade your corn broom line with Clean Sweep, the highest quality corn brooms made. For routine or heavy-duty cleaning, these durable upright brooms are designed for long life and efficient sweeping. Most are available with your choice of 100% broom corn or economical blend fibers. All brooms feature double-stitched, nylon cord bound fibers that are wire wrapped onto wood handles.

A] CORN/CORN BLEND BROOMS

The Clean Sweep Corn Broom line features high quality corn brooms made for routine or heavy duty cleaning. These durable upright brooms are designed for long life and efficient sweeping.



Item #	Description	Bristle	Fill Weight	Number of Stitches	Stitch Color	Metal Band	Handle Color	Total Length	Case Pack	Case Weight	Case Cube
E502036	Warehouse	Blend	32#	5	Black	Yes	Natural	56"	6	16.00 lbs.	3.263 ft.
E502028	Warehouse	Blend	28#	4	Black	Yes	Natural	56"	6	14.00 lbs.	4.296 ft.
E503028	Warehouse	100% Corn	28#	4	Red	Yes	Natural	56"	6	14.00 lbs.	3.888 ft.
E504028	Janitor	Blend	28#	5	Black	No	Natural	55 1/2"	6	14.00 lbs.	1.489 ft.
E502024	Housekeeper	Blend	24#	4	Black	No	Natural	53 1/2"	6	12.00 lbs.	1.460 ft.
E502018	Fan Maid	Blend	18#	4	Black	No	Natural	54"	6	9.00 lbs.	1.583 ft.
E503017	Maid	100% Corn	17#	5	Red	No	Natural	52 1/2"	6	9.00 lbs.	1.583 ft.
E503500	Lobby	Blend	7#	3	Black	No	Natural	38 1/2"	12	9.00 lbs.	1.400 ft.
E503000	Lobby	100% Corn	7#	3	Red	No	Natural	38 1/2"	12	9.00 lbs.	1.400 ft.
E513500	Toy	Blend	7#	2	Black	No	Natural	25 3/4"	12	7.00 lbs.	1.114 ft.



WHISK BROOMS

B] WHISK BROOMS

Durable, hand-held brooms are perfect for small jobs and quick clean-ups. Comes in 100% corn or blended fibers.



Item #	Description	Bristle	Fill Weight	Number of Stitches	Stitch Color	Metal Band	Handle Size/Color	Total Length	Case Pack	Case Weight	Case Cube
E504500	Whisk	Blend	6#	2	Black	No	Hang Cap	11"	12	6.00 lbs.	0.848 ft.
E504000	Whisk	100% Corn	6#	2	Red	No	Hang Cap	11"	12	6.00 lbs.	0.848 ft.

FLOOR CARE | DRY

ANGLE BROOMS CONTEMPORARY PLASTIC BROOMS

A] HUSKEE® SWEEP

Stiff black polypropylene fibers for fine to heavy sweeping. Angled design allows you to sweep into corners and hard to reach places. The sweep has a built-in grip brace that allows you to remove the upright handle and use it as a whisk broom. Perfect for Industrial and Food Service applications.



E515012

Item #	Description	Bristle Type	Bristle Trim	Bristle Color	Handle Material	Handle Size/Color	Case Pack	Case Weight	Case Cube
E515012	Huskee Sweep®	Flagged Polypropylene	6"	Black	Metal	48" Yellow	6	8.00 lbs.	3.560 ft.

B] ANGLED BROOM

Both sizes feature an angled design for sweeping into corners and tight areas, and are attached to 48" long metal handles. Yellow polypropylene bristles are available with flagged or unflagged tips.



E507012

Item #	Description	Bristle Type	Bristle Trim	Bristle Color	Handle Material	Handle Size/Color	Case Pack	Case Weight	Case Cube
E507008	Angled Broom, Complete - 8" wide	Flagged PVC	5 1/2"	Yellow	Metal	48" Black	12	12.00 lbs.	3.560 ft.
E507012	Angled Broom, Complete - 12" wide	Flagged PVC	6"	Yellow	Metal	48" Black	12	15.00 lbs.	3.560 ft.
E507112	Angled Broom, Complete - 12" wide	Unflagged PVC	6"	Yellow	Metal	48" Black	12	15.00 lbs.	3.560 ft.

SWEEPS - FLOOR & GROUND

Stiffness, durability and cost are just a few characteristics to consider when selecting the right sweep. We offer a sweep for every application. All blocks come with two threaded handle holes. 36" wood sweeps include handle arm braces for added strength. Sweep handles are sold separately.



Choosing the Best Value in Sweeps

The CCP Advantage

High-quality construction throughout the breadth of this line assures you of finding the right tool for the job.



Nylon

A resilient synthetic fiber that has a high heat tolerance, excellent bend recovery and can be auto-claved. It is available straight, crimped or flagged. Resists acid, heat, oil and most solvents. Used in most scrub brushes.



Polypropylene

A synthetic fiber that is available crimped or straight in a variety of colors. It has a very long life and high resistance to acid and most solvents.



Black Tampico

Comes from the leaf of the cactus-like Lechuguilla plant of Mexico. With a soft to medium texture and good durability, Tampico may be used alone or blended with other materials. Naturally off-white in color, the fibers are dyed black.



White Tampico

Comes from the cactus-like Lechuguilla plant of Mexico. With a soft to medium texture and good durability, Tampico may be used alone or blended with other materials. It has excellent liquid retention and is highly resistant to solvents and chemicals. Original color.



Palmyra

Comes from the base of the leaf stalks of the Palmyra palm of India and Africa. Texture is medium stiff to stiff. Low cost, durability and liquid resistance make it ideal for a wide variety of uses. Comes brown in color.



Palmyra Stalks

Very coarse and durable. Texture is quite stiff. It has the appearance of split bamboo and is primarily used for street brooms.

What does "flagged" mean?

Many brushes have "flagged" (also known as "feathered") bristles. Flagged bristles contain split ends which decrease stiffness and add liquid and dust retention properties. This soft, synthetic fiber is ideal for dusting, fine sweeping of smooth surfaces and washing vehicles without scratching.

Blocks

Fibers are set into either structural foam or wood blocks, both have advantages. More and more people are choosing structural foam due to its obvious advantages—durability, water resistance and its non-warping, non-splintering characteristics. Nevertheless, traditional wood is still widely used.

Push It

There are several different types of floor brushes (or push brooms) available: Floor Sweeps for indoor surfaces; Garage Sweeps for concrete and outdoor use; and Street Brooms for sweeping heavy debris on rough surfaces. In addition, each of these categories contain a variety of styles and sizes. For larger sweeps, our handle braces provide added support and keep the sweep from twisting.

FLOOR CARE | DRY

FLOOR SWEEPS

FINE TO MEDIUM FLOOR SWEEPS

Unparalleled quality makes Wilen's floor sweeps the best value. With a variety of sizes, fibers and a choice of lacquered hardwood and structural foam, a sweep is available for every application. All blocks come with two threaded handle holes. 36" wood sweep also includes handle arm braces for added strength. Sweep handles are sold separately.



These brooms accept threaded handles only. Found on page 63




A] FLAGGED POLYPROPYLENE FINE FLOOR SWEEP

This split-tipped synthetic fiber sweep is excellent for picking up fine particles of dust and dirt on smooth floor surfaces. Grey fibers.

Item #	Description	Block	Block Size	Bristle Trim	Case Pack	Case Weight	Case Cube
F002018	Flagged Polypropylene Fine Floor Sweep	Wood	18"	3"	12	20.00 lbs.	1.750 ft.
F002024	Flagged Polypropylene Fine Floor Sweep	Wood	24"	3"	12	30.00 lbs.	2.298 ft.
F002036	Flagged Polypropylene Fine Floor Sweep	Wood	36"	3"	4	24.00 lbs.	1.039 ft.
F002118	Flagged Polypropylene Fine Floor Sweep	Foam	18"	3"	12	24.00 lbs.	1.750 ft.
F002124	Flagged Polypropylene Fine Floor Sweep	Foam	24"	3"	12	30.00 lbs.	2.298 ft.

B] FLAGGED POLYPROPYLENE DOUBLE FILL FLOOR SWEEP


Fine flagged fibers on the outside edge with medium flagged fibers on the inside make this a very efficient sweep for cleaning smooth surfaces like wood, tile and smooth concrete. Water and solvent resistant fibers. Black center fibers with orange casing fibers.



Item #	Description	Block	Block Size	Bristle Trim	Case Pack	Case Weight	Case Cube
F003018	Flagged Polypropylene Double Fill Floor Sweep	Wood	18"	3"	12	24.00 lbs.	1.750 ft.
F003024	Flagged Polypropylene Double Fill Floor Sweep	Wood	24"	3"	12	33.00 lbs.	2.298 ft.
F003036	Flagged Polypropylene Double Fill Floor Sweep	Wood	36"	3"	4	24.00 lbs.	1.039 ft.
F003118	Flagged Polypropylene Double Fill Floor Sweep	Foam	18"	3"	12	24.00 lbs.	1.750 ft.
F003124	Flagged Polypropylene Double Fill Floor Sweep	Foam	24"	3"	12	33.00 lbs.	2.298 ft.

C] ALL PURPOSE DOUBLE FILL FLOOR SWEEP

Heavy polypropylene center and flagged polypropylene around the outside perimeter to pick up both fine and medium particles. Black center fibers with grey casing fibers.



Item #	Description	Block	Block Size	Bristle Trim	Case Pack	Case Weight	Case Cube
F004018	All Purpose Double Fill Floor Sweep	Wood	18"	3"	12	24.00 lbs.	1.750 ft.
F004024	All Purpose Double Fill Floor Sweep	Wood	24"	3"	12	33.00 lbs.	2.298 ft.
F004036	All Purpose Double Fill Floor Sweep	Wood	36"	3"	4	24.00 lbs.	1.039 ft.
F004118	All Purpose Double Fill Floor Sweep	Foam	18"	3"	12	24.00 lbs.	1.750 ft.
F004124	All Purpose Double Fill Floor Sweep	Foam	24"	3"	12	33.00 lbs.	2.298 ft.

FLOOR SWEEPS


FINE TO MEDIUM FLOOR SWEEPS



These brooms accept threaded handles only. Found on page 63

A] BLACK TAMPICO FLOOR SWEEP

This full bodied, flexible and long wearing sweep is ideal for industrial or commercial cleaning on concrete, wood or tile floors. Considered the best all-purpose tool for fine to medium clean up jobs. Black fibers.



F006118

Item #	Description	Block	Block Size	Bristle Trim	Case Pack	Case Weight	Case Cube
F006018	Black Tampico Floor Sweep	Wood	18"	3"	12	25.00 lbs.	1.750 ft.
F006024	Black Tampico Floor Sweep	Wood	24"	3"	12	30.00 lbs.	2.298 ft.
F006036	Black Tampico Floor Sweep	Wood	36"	3"	4	24.00 lbs.	1.039 ft.
F006118	Black Tampico Floor Sweep	Foam	18"	3"	12	25.00 lbs.	1.750 ft.
F006124	Black Tampico Floor Sweep	Foam	24"	3"	12	30.00 lbs.	2.298 ft.



F007036

B] BLACK POLYPROPYLENE FLOOR SWEEP

All purpose medium sweep for indoor/outdoor cleaning in industrial and commercial settings. Black fibers.

Item #	Description	Block	Block Size	Bristle Trim	Case Pack	Case Weight	Case Cube
F007018	Black Polypropylene Floor Sweep	Wood	18"	3"	12	24.00 lbs.	1.750 ft.
F007024	Black Polypropylene Floor Sweep	Wood	24"	3"	12	35.00 lbs.	2.298 ft.
F007036	Black Polypropylene Floor Sweep	Wood	36"	3"	4	24.00 lbs.	1.039 ft.
F007118	Black Polypropylene Floor Sweep	Foam	18"	3"	12	24.00 lbs.	1.750 ft.
F007124	Black Polypropylene Floor Sweep	Foam	24"	3"	12	35.00 lbs.	2.298 ft.

FLOOR CARE | DRY

GARAGE SWEEPS

HEAVY-DUTY, INDOOR/OUTDOOR FLOOR SWEEPS

These medium to heavy sweeps feature coarser fibers than regular floor sweeps. This allows them to sweep heavier debris and perform better on rough surfaces like driveways. Available with lacquered hardwood and structural foam blocks, these long-wearing sweeps are ideal for outside sweeping, basements, warehouses and other rough surface areas. 30" and 36" wood sweeps include handle braces. Sweep handles are sold separately.




These brooms accept threaded handles only. Found on page 63

A] HEAVY POLYPROPYLENE GARAGE SWEEP

This durable, heavy-duty sweep is great for wet or dry surfaces. Recommended for places like streets, sidewalks, warehouses, driveways or basements. Also good for sweeping light snow. Green fibers.

Item #	Description	Block	Block Size	Bristle Trim	Case Pack	Case Weight	Case Cube
F101018	Heavy Polypropylene Garage Sweep	Wood	18"	3"	12	26.00 lbs.	1.750 ft.
F101024	Heavy Polypropylene Garage Sweep	Wood	24"	3"	12	35.00 lbs.	2.298 ft.
F101036	Heavy Polypropylene Garage Sweep	Wood	36"	3"	4	20.00 lbs.	1.039 ft.
F101118	Heavy Polypropylene Garage Sweep	Foam	18"	3"	12	26.00 lbs.	1.750 ft.
F101124	Heavy Polypropylene Garage Sweep	Foam	24"	3"	12	35.00 lbs.	2.298 ft.



B] PALMYRA GARAGE SWEEP

The ideal sweep for coarse, heavy dirt on wet or dry surfaces. Ideal on driveways, basements, sidewalks and garages. Natural fibers.

Item #	Description	Block	Block Size	Bristle Trim	Case Pack	Case Weight	Case Cube
F102018	Palmyra Garage Sweep	Wood	18"	4"	12	27.00 lbs.	1.750 ft.
F102024	Palmyra Garage Sweep	Wood	24"	4"	12	37.00 lbs.	2.298 ft.
F102030	Palmyra Garage Sweep	Wood	30"	4"	1	4.00 lbs.	0.450 ft.
F102036	Palmyra Garage Sweep	Wood	36"	4"	1	5.00 lbs.	0.376 ft.



C] CRIMPED POLYPROPYLENE GARAGE SWEEP

Excellent for commercial applications. Recommended for gas stations, food service, plants and other commercial buildings. Solvent resistant fibers add to longer life. Maroon/brown fibers.

Item #	Description	Block	Block Size	Bristle Trim	Case Pack	Case Weight	Case Cube
F103018	Crimped Polypropylene Garage Sweep	Wood	18"	3"	12	26.00 lbs.	1.750 ft.
F103024	Crimped Polypropylene Garage Sweep	Wood	24"	3"	12	35.00 lbs.	2.298 ft.
F103036	Crimped Polypropylene Garage Sweep	Wood	36"	3"	4	20.00 lbs.	1.039 ft.
F103118	Crimped Polypropylene Garage Sweep	Foam	18"	3"	12	26.00 lbs.	1.750 ft.
F103124	Crimped Polypropylene Garage Sweep	Foam	24"	3"	12	35.00 lbs.	2.298 ft.



STREET & PATIO SWEEPS

COARSE OUTDOOR SWEEPS

For extra rough surfaces and heavy debris, these street and patio sweeps are perfect. Coarse, extra long fibers are great for a variety of heavy-duty, outdoor applications. Hardwood blocks have two tapered handle holes. Order handles separately.



Accept tapered handles. Found on page 63

AJ PALMYRA STALKS STREET SWEEP

This very coarse, long-lasting, durable fiber is perfect for rugged sweeping. Ideal for streets, concrete and barns. Can also be used on any wet or dry surface. Natural fibers.

Item #	Description	Block	Block Size	Bristle Trim	Case Pack	Case Weight	Case Cube
F201016	Palmyra Stalks Street Sweep	Wood	16"	6 1/2"	6	19.00 lbs.	1.750 ft.



F201016

ASSEMBLED FLOOR & GARAGE SWEEPS

These high quality sweeps provide long lasting performance. Features include a heavy-duty zinc cast handle connector, durable 1 1/8" x 60" hardwood handle and a double-lacquered, smooth finish hardwood block. 12 gauge steel braces stabilize the sweep head. Available in a variety of sizes.

BJ MEDIUM & HEAVY POLYPROPYLENE ASSEMBLED FLOOR SWEEPS

The all purpose medium floor sweep is great for indoor/outdoor cleaning in industrial and commercial areas. Blue fibers.

The heavy-duty assembled sweep is great for sweeping on wet and dry surfaces. Ideal for streets, driveways and basements. Green fibers.

Item #	Description	Block	Block Size	Bristle Trim	Case Pack	Case Weight	Case Cube
F521880	Medium Polypropylene Assembled Floor Sweep	Wood	18"	4"	4	16.00 lbs.	7.965 ft.
F522480	Medium Polypropylene Assembled Floor Sweep	Wood	24"	4"	4	19.00 lbs.	10.137 ft.
F531880	Heavy Polypropylene Assembled Floor Sweep	Wood	18"	4"	4	19.00 lbs.	12.335 ft.
F532480	Heavy Polypropylene Assembled Floor Sweep	Wood	24"	4"	4	23.00 lbs.	10.137 ft.



F522480

F532480

HANDLE BRACES

EXTRA SUPPORT HANDLE HARDWARE

CJ HANDLE BRACE

Braces provide support, reduce breakage and add life to the handles. Angle braces provide extra support for wide sweeps. Available for all 24" wood block floor and garage sweeps. Our 30" and 36" sweeps include angle braces.

Item #	Description	Block	Block Size	Bristle Trim	Case Pack	Case Weight	Case Cube
M202000	Handle Brace	---	---	---	12	5.00 lbs.	0.469 ft.



M202000

DECK BRUSHES

Our tough scrubbing deck brushes are constructed with a smooth hardwood block with tapered and threaded handle holes. Ideal for a wide variety of surfaces including decks, patios, driveways, garages, drive-thrus and walkways. Handles sold separately.




Deck Scrubs accept both Threaded and Tapered handles.
Found on page 63

A] CRIMPED POLYPROPYLENE DECK BRUSH

These chemical resistant bristles are ideal for scrubbing any dirt on smooth surfaces. Crimped trim provides aggressive action.

Item #	Block	Bristle Trim	Bristle Color	Case Pack	Case Weight	Case Cube
I001010	10" Wood	2"	Yellow	12	12.00 lbs.	0.822 ft.
I001012	12" Wood	2"	Yellow	12	14.00 lbs.	0.973 ft.



B] PALMYRA DECK BRUSH

This sturdy and dependable brush is ideal for hard, rugged scrubbing on rough surfaces. Removes heavy, dried dirt easily.


Item #	Block	Bristle Trim	Bristle Color	Case Pack	Case Weight	Case Cube
I002010	10" Wood	2"	Brown	12	11.00 lbs.	0.822 ft.
I002012	12" Wood	2"	Brown	12	14.00 lbs.	0.973 ft.



C] WHITE TAMPICO DECK BRUSH

These durable, liquid retaining bristles are ideal for all types of scrubbing on smooth and rough surfaces. Makes clean-up quick and easy.

Item #	Block	Bristle Trim	Bristle Color	Case Pack	Case Weight	Case Cube
I003010	10" Wood	2"	Natural	12	13.00 lbs.	0.822 ft.
I003012	12" Wood	2"	Natural	12	15.00 lbs.	0.973 ft.



HANDLES & POLES

Our selection of professional quality handles includes threaded and tapered styles in a variety of sizes. From lightweight to extra durable, you will find the handle that best fits your needs. Use our Telescopic Poles with our window squeegees, brushes and dusters.



UTILITY HANDLES

A] THREADED WOOD HANDLE

Wood handle with lacquered finish stands up to heavy use. Standard threads fit many products.

Item #	Description	Head	Shaft	Case Pack	Case Weight	Case Cube
M101060	Threaded Wood Handle	Wood	60" Wood	12	12.00 lbs.	0.457 ft.
M101072	Threaded Wood Handle	Wood	72" Wood	12	12.00 lbs.	0.547 ft.

B] METAL THREADED WOOD HANDLE

Available in two sizes, this handle is great for use with sweeps and scrub brushes. Comes in lacquered wood.

Item #	Description	Head	Shaft	Case Pack	Case Weight	Case Cube
M104060	Metal Threaded Wood Handle	Metal	60" Wood	12	14.00 lbs.	0.631 ft.
M105060	Metal Threaded Wood Handle	Metal	60" Wood	12	20.00 lbs.	0.631 ft.

C] PLASTIC THREADED FIBERGLASS HANDLE

Ideal for wet mops, sweeps and brushes. Durable handle is for heavy usage. Fiberglass handle comes with a black plastic threaded cap.

Item #	Description	Head	Shaft	Case Pack	Case Weight	Case Cube
M106060	Plastic Threaded Fiberglass Handle	Plastic	60" Fiberglass / Yellow	12	16.00 lbs.	1.000 ft.

D] TAPERED WOOD HANDLE

This durable, natural wood handle is available in two sizes. Tapered end is great for quick and easy changes. Comes in lacquered wood.

Item #	Description	Head	Shaft	Case Pack	Case Weight	Case Cube
M109054	Tapered Wood Handle	Wood	54" Wood	12	15.00 lbs.	0.562 ft.
M109060	Tapered Wood Handle	Wood	60" Wood	12	17.00 lbs.	0.650 ft.

E] METAL HANDLES W/THREADED METAL HEX TIPS

Handle stands up to heavy use. Standard threads fit many products.

Item #	Description	Head	Shaft	Case Pack	Case Weight	Case Cube
M117060	Metal Handle w/Threaded Metal Hex Tip	Metal	60" Metal / Blue	12	16.00 lbs.	0.610 ft.
M119060	Metal Handle w/Threaded Metal Hex Tip	Metal	60" Metal / Yellow	12	16.00 lbs.	0.610 ft.

A]



M101060

B]



M104060

C]



M106060

D]



M109060

E]



M117060

FLOOR CARE | DRY

POLES

A] TELESCOPIC POLES

Aluminum telescopic poles in two or three pieces are used for high reach and angled windows. Reduces the need for scaffolds or ladders, increasing efficiency. Simply twist to extend or to retract.

Item #	Description	Max Length	Case Pack	Case Weight	Case Cube
2550-08	2 sections, 4'-8'	8'	3	5.00 lbs.	0.520 ft.
2550-12	2 sections, 6'-12'	12'	3	7.50 lbs.	0.900 ft.
2550-18	3 sections, 6'-18'	18'	3	13.00 lbs.	0.900 ft.
2550-24	3 sections, 8'-24'	24'	3	16.50 lbs.	1.160 ft.
2551	Threaded End Cone	---	3	0.25 lbs.	0.380 ft.



Assortment of Poles



TOOL HANGERS

Organized cleaning tools saves time and money. Tool hangers provide fast and easy storage, allowing you to spend less time searching for your tools.

B] HANDY-HOLD METAL MOP & BROOM HOLDER

Steel with rubber cam. Grips 7/8" to 1 1/4" diameter handles. Excellent for mops, brooms and tools. Easy to use. Push handle up and into Hanger and the rubber cam will adjust and hold tightly in place. To remove, simply push up to release and remove.

Item #	Description	Case Pack	Case Weight	Case Cube
515	Handy-Hold Metal Mop & Broom Holder	12	2.36 lbs.	0.040 ft.



C] HOODED ARRANGER TOOL HANGER

Mop, broom and tool holder is made of high-impact plastic. Patented rubber grips and tension adjustment. Frees floor space. Wet mops dry quicker when suspended. Save time and end storage clutter.

Item #	Description	Case Pack	Case Weight	Case Cube
516	Hooded Arranger Tool Hanger, 18"	1	1.41 lbs.	0.130 ft.
517	Hooded Arranger Tool Hanger, 36"	1	2.32 lbs.	0.260 ft.




CARPET BONNETS

Our carpet bonnets offer a clean and effective method for routine carpet cleaning. Choose high or low pile, absorbent or aggressive.

D] KING™ BONNET

This high profile bonnet has looped nylon/poly yarn for high absorption and durability.

Item #	Description	Size	Case Pack	Case Weight	Case Cube
N002017	King Bonnet	17"	6	12.00 lbs.	2.192 ft.
N002019	King Bonnet	19"	6	14.00 lbs.	2.192 ft.
N002021	King Bonnet	21"	6	16.00 lbs.	2.192 ft.



N002019

CARPET BONNETS

AJ KING COTTON® BONNET

Thick profile pad with looped-end, small diameter cotton yarn provides maximum absorption.

Item #	Description	Size	Case Pack	Case Weight	Case Cube
N006017	King Cotton Bonnet	17"	6	12.00 lbs.	2.192 ft.
N006019	King Cotton Bonnet	19"	6	14.00 lbs.	2.192 ft.
N006021	King Cotton Bonnet	21"	6	16.00 lbs.	2.192 ft.

BJ QUEEN™ BONNET

Medium profile pad is constructed of aggressive, yet absorbent, blended looped-end yarn for extra durability. Ideal for medium to thick carpet. Aggressive scrubbing strips.

Item #	Description	Size	Case Pack	Case Weight	Case Cube
N007017	Queen Bonnet	17"	6	8.00 lbs.	1.689 ft.
N007019	Queen Bonnet	19"	6	10.00 lbs.	1.689 ft.
N007021	Queen Bonnet	21"	6	11.00 lbs.	1.689 ft.

CJ PRINCE™ BONNET

This low profile pad is for maximum agitation and tough jobs. Constructed of looped-end, blended yarn, providing thorough cleaning and stable machine operation.

Item #	Description	Size	Case Pack	Case Weight	Case Cube
N009017	Prince Bonnet	17"	6	12.00 lbs.	1.701 ft.
N009019	Prince Bonnet	19"	6	14.00 lbs.	1.701 ft.
N009021	Prince Bonnet	21"	6	16.00 lbs.	1.701 ft.

DJ ABSORBA™ BONNET



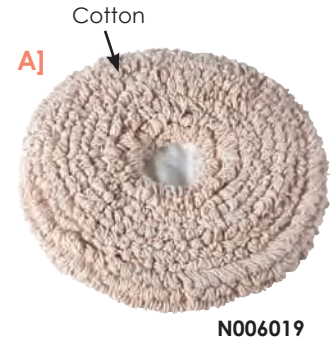
This bonnet is ideal for medium to thick pile carpet and high wet situations. Thick pile of durable 6-ply, cut and loop yarn provides excellent absorption.

Item #	Description	Size	Case Pack	Case Weight	Case Cube
N010015	Absorba Bonnet	15"	6	11.00 lbs.	2.192 ft.
N010017	Absorba Bonnet	17"	6	12.00 lbs.	2.192 ft.
N010019	Absorba Bonnet	19"	6	14.00 lbs.	2.192 ft.
N010021	Absorba Bonnet	21"	6	16.00 lbs.	2.192 ft.

EJ QUEEN™ MITT

Great tool for cleaning spots, stairs and other small areas of carpet. Looped-end yarn absorbs cleaning solution while the non-damaging cleaning strips agitate the fibers for effective cleaning. Use with common carpet cleaning solution. Highly launderable.

Item #	Description	Size	Case Pack	Case Weight	Case Cube
N012008	Queen Mitt	8"	6	4.00 lbs.	0.375 ft.



GENER



ALL CLEANING

A photograph of a hotel room being cleaned. In the foreground, a cleaning cart with a yellow bag is partially visible. To the left, a dark wood nightstand holds a lamp with a white shade. In the background, a cleaning worker in a grey uniform is standing next to a large, multi-tiered cleaning cart filled with supplies like spray bottles, brushes, and folded linens. The room has a patterned carpet and a doorway leading to another area.

At CCP, we like things clean. Not just clean, but really clean. Our Product Managers have worked hard to make sure if you like really clean things, this section will have you covered. With color-coded value packs to control the spread of microorganisms to tiny detail brushes that leave no nook and cranny unclean.

GENERAL CLEANING

CARTS

Continental® offers a full range of carts to fulfill almost any need. Compact carts work in confined areas with limited space. Our larger carts are the workhorses of the industry, and easily accommodate a variety of tools and supplies, increasing organization and worker efficiencies. Lightweight Lodging Carts are easy to maneuver and have a center wheel design that enables a 360° turning radius.

JANITOR CARTS



DID YOU KNOW...

**DERMA-TEK®
FINISH**

Will not absorb chemicals, liquids or odors, will not rust or corrode, resists dents & chips.

Our exclusive Derma-Tek® Smooth Surface makes our carts the easiest in the industry to clean and keep clean! All-plastic construction will not rust, peel or fade. The color is molded throughout, keeping scratches and dings from showing. The four-legged design is more stable under heavy loads and actually helps to contain the load when over-stuffing the center collection area. Non-marking, grey, 8" rear wheels and 3" front swivel casters provide maximum maneuverability with minimum effort and prevent floor scuffing. Large oversized wheels and casters provide an effortless ride with minimal noise; ideal for any type of cleaning environment.

A] COMPACT CLEANING CART

This cart is both space efficient and versatile enough for nearly any job. Designed to accommodate common cleaning items and waste collection, this cart is ideal for use in confined areas with limited storage space. Zippered Vinyl Bag is included.

Item #	Size	Color	Case Pack	Case Weight	Case Cube
182BL	43 1/2" x 20 3/4" x 38"	Blue	1	31.00 lbs.	5.360 ft.
182GY	43 1/2" x 20 3/4" x 38"	Grey	1	31.00 lbs.	5.360 ft.



B] JANITORS' CART

This cart is the workhorse of the industry! Designed to accommodate and organize tools and supplies required by today's stringent facility managers. Over-sized wheels and casters make this cart the logical choice for heavy-duty applications in healthcare, airports, convention centers, theaters, shopping centers, office buildings and more! Zippered Vinyl Bag is included.

Item #	Size	Color	Case Pack	Case Weight	Case Cube
184BK	55 5/8" x 20 3/4" x 38"	Black	1	38.00 lbs.	6.400 ft.
184BL	55 5/8" x 20 3/4" x 38"	Blue	1	38.00 lbs.	6.400 ft.
184GY	55 5/8" x 20 3/4" x 38"	Grey	1	38.00 lbs.	6.400 ft.



Did you know...

Our **Wall Hugger®** Receptacle can be added as a rigid plastic liner in place of a vinyl bag, without the use of tools or additional hardware.

Fits 184 & 186 Carts.



JANITOR CARTS

A] CONVERTIBLE JANITOR CART

The first plastic cart in the industry to have a dual front tray to easily accommodate a combination of cleaning accessories including: 26 or 35 quart Splash Guard™ Mopping Combos, the Unibody® Mopping System, the 32 or 44 gallon Huskee™ and 44 gallon Huskee™ SuperKan™ (with or without the dolly). Zippered Vinyl Bag included.

B] CONVERTIBLE JANITOR CART ACCESSORIES

Optional Locking Compartment (187YW) with dual wall construction provides a high level of security where needed. The CCP 184 and 186 Carts will accept two optional locking compartments.

Ergonomic Bag (188YW) zips open completely to easily remove heavy contents and avoid back injury. 25 gallon capacity. Fits 182, 184 and 186 Carts.

Item #	Size	Color	Case Pack	Case Weight	Case Cube
186BL	73 ⁷ / ₈ " x 20 ³ / ₄ " x 38"	Blue	1	43.00 lbs.	6.770 ft.
186GY	73 ⁷ / ₈ " x 20 ³ / ₄ " x 38"	Grey	1	43.00 lbs.	6.770 ft.
187YW	---	Yellow	1	6.00 lbs.	0.620 ft.
188YW	---	Yellow	6	8.06 lbs.	0.490 ft.



C] PORT-A-CART

Structural plastic shelves and a steel frame make this cart durable and economical. Features 3" swivel casters and a four bushel, yellow duck bag. (bucket/wringer combo is not included)

D] REPLACEMENT DUCK BAG

Heavy-duty replacement bags for our #271 Port-A-Cart. Packed six per case.

Item #	Size	Color	Case Pack	Case Weight	Case Cube
271	39 ¹ / ₂ " x 18" x 34"	Blue	1	24.63 lbs.	3.290 ft.
29	37 gal. (4 bushel)	Yellow	6	5.46 lbs.	0.760 ft.



GENERAL CLEANING

LODGING CARTS & ACCESSORIES

Our carts and accessories are durable, easy to clean and highly maneuverable. They are designed to optimize storage and increase productivity.

LODGING CARTS

A] ECONOMY LODGING CART

The Economy Lodging Cart has ergonomic aluminum handles to grab and turn from any position. Vacuum cleaner ledge and handle notch are standard. Built-in tool holders for common cleaning items as well as 'well-type' pockets to hold standard quart cleaning bottles. Shelf is adjustable (without tools) and can be moved to one of two standard locations. Center wheel design enables a 360° turning radius. Vinyl bag included.

Item #	Description	Size	Color	Case Pack	Case Weight	Case Cube
1580BEBN	Economy Lodging Cart	62" x 25 1/2" x 49 1/2"	Beige/Brown	1	118.00 lbs.	29.760 ft.



1580BEBN

B] DELUXE LODGING CART

This cart offers all the features of the above Economy model, plus sliding doors with a lock, which creates a secure area. Ideal for healthcare or other areas where security is necessary.

Item #	Description	Size	Color	Case Pack	Case Weight	Case Cube
1585BEBN	Deluxe Lodging Cart	62" x 25 1/2" x 49 1/2"	Beige/Brown	1	142.00 lbs.	29.760 ft.



1585BEBN

LODGING CART ACCESSORIES

C] LODGING CART REPLACEMENT VINYL BAG

This six bushel Vinyl Replacement Bag is great for wet linens. Zippered for easy waste or linen removal.

D] LODGING CART ADJUSTABLE SHELF

One adjustable shelf comes standard on both models. Both will accommodate two shelves.

Item #	Description	Color	Case Pack	Case Weight	Case Cube
1594BK	Replacement Vinyl Bag	Black	6	7.32 lbs.	0.630 ft.
1590BE	Adjustable Shelf	Beige	1	5.50 lbs.	0.910 ft.

C]



1594BK

D]



1590BE

FOLDING CART

A] HUSKEE® X-FRAME CART

Structural plastic frame is lightweight, yet provides a stronger than steel weight to strength ratio rating. This multi-use cart folds for easy storage and includes a six bushel vinyl bag (276). Vinyl Replacement Bags are available. Also accommodates two 8322 receptacles for waste or recycle collection.

Item #	Description	Size	Color	Case Pack	Case Weight	Case Cube
275	Huskee Folding Cart	37 1/2" x 28" x 36 1/4"	Black	1	24.70 lbs.	4.530 ft.

FOLDING CART ACCESSORIES

B] HUSKEE® X-FRAME CART VINYL REPLACEMENT BAG

C] HUSKEE® X-FRAME CART 10 POCKET CADDY BAG

Item #	Description	Size	Color	Case Pack	Case Weight	Case Cube
276	Vinyl Replacement Bag	29 1/2" x 20 1/2" x 20"	Yellow	6	6.18 lbs.	0.240 ft.
277	10 Pocket Caddy Bag	24" x 19"	Yellow	6	4.08 lbs.	0.180 ft.

A] B] C]



275 shown with 276 & 277



275 shown with two Wall Hugger® receptacles



277

CART ACCESSORIES

D] HUSKEE® JANI-CARRIERS

Seamless, high-impact plastic is durable and chemical resistant. Fits most hotel and janitorial carts. Maxi accommodates up to 4 1/4" diameter bottles.

Item #	Size	Color	Case Pack	Case Weight	Case Cube
48	Standard	Grey	6	8.46 lbs.	1.690 ft.
49	Maxi	Grey	6	17.46 lbs.	3.160 ft.



D]

48



49

GENERAL CLEANING

BRUSHES

These versatile brushes are great for a wide range of uses in every environment. Constructed with either structural foam or hardwood blocks, they feature a variety of bristle types.

TOUGH SCRUB BRUSHES w/HANDLES

Our utility Tough Scrub brushes are available in lacquered hardwood, structural foam and molded plastic blocks ~ all with non-slip handle grips and hang-up holes. These versatile brushes are great for a variety of uses in every environment. Choose the 8.5" size to eliminate knuckle scrapes common with hand scrubs or the 20" size for deep cleaning in vats, pots and buckets.

AJ CRIMPED POLYPROPYLENE TOUGH SCRUB

This utility brush is ideal for general maintenance applications. Crimped fibers provide excellent scrubbing power and chemical resistance. Handle allows easy access to tight places for quick cleaning.

Item #	Handle Type	Bristle Trim	Bristle Color	Case Pack	Case Weight	Case Cube
I301108	8 1/2" Foam	2"	Blue	12	6.00 lbs.	0.698 ft.
I301120	20" Foam	2"	Blue	12	10.00 lbs.	1.289 ft.



BJ HEAVY POLYPROPYLENE TOUGH SCRUB

This all-purpose brush is great for virtually any scrubbing job in industrial and commercial settings. The flared, sturdy fibers are ideal for cleaning in cramped places and are resistant to most chemicals.

Item #	Handle Type	Bristle Trim	Bristle Color	Case Pack	Case Weight	Case Cube
I302108	8 1/2" Foam	2"	Green	12	6.00 lbs.	0.698 ft.
I302120	20" Foam	2"	Green	12	10.00 lbs.	1.289 ft.

CJ WHITE TAMPICO TOUGH SCRUB

Natural bristles provide excellent liquid retention for general cleaning. Durable, all-purpose brush won't scratch and is highly resistant to cleaners and chemicals.

Item #	Handle Type	Bristle Trim	Bristle Color	Case Pack	Case Weight	Case Cube
I303008	8 1/2" Wood	2"	Natural	12	7.00 lbs.	0.698 ft.
I303020	20" Wood	2"	Natural	12	11.00 lbs.	1.289 ft.
I303108	8 1/2" Foam	2"	Natural	12	7.00 lbs.	0.698 ft.
I303120	20" Foam	2"	Natural	12	11.00 lbs.	1.289 ft.



DJ PALMYRA TOUGH SCRUB

Tough, durable scrubber is ideal for heavy-duty jobs and single use applications. Economical brush features stiff fibers which stand up to rugged scrubbing.

Item #	Handle Type	Bristle Trim	Bristle Color	Case Pack	Case Weight	Case Cube
I304008	8 1/2" Wood	2"	Brown	12	6.00 lbs.	0.698 ft.
I304020	20" Wood	2"	Brown	12	10.00 lbs.	1.289 ft.
I304108	8 1/2" Foam	2"	Brown	12	6.00 lbs.	0.698 ft.
I304120	20" Foam	2"	Brown	12	10.00 lbs.	1.289 ft.



TOUGH SCRUB BRUSHES w/HANDLES

A] CRIMPED NYLON TOUGH SCRUB

Ideal for kitchen scrubbing and other tough jobs. Fibers are flared to get into tight places and clean quickly. White plastic block is virtually unbreakable.

Item #	Handle Type	Bristle Trim	Bristle Color	Case Pack	Case Weight	Case Cube
I502208	8 1/2" Foam	2"	Clear	12	7.00 lbs.	0.698 ft.
I502220	20" Foam	2"	Clear	12	9.00 lbs.	1.289 ft.



I502208

SCRUB BRUSHES

B] HANDLE SCRUB

Get a good grip on routine cleaning jobs! This highly versatile brush is easy to hold and simple to use. Crimped polypropylene fiber provides long lasting wear. Also great on upholstery and vinyl.

Item #	Handle Type	Bristle Trim	Bristle Color	Case Pack	Case Weight	Case Cube
I601000	6 1/2" Plastic	1"	White	12	4.00 lbs.	0.267 ft.



I601000

C] DELUXE HAND AND NAIL BRUSH

Efficient hand cleaner features a short center row of nylon fibers to scrub under nails while longer outer rows clean fingers and hands. Ergonomic, plastic block has a large hang hole for easy storage. Black center (3/8" trim) and white outer (3/4" trim) fibers.

Item #	Block	Bristle Trim	Bristle Type	Bristle Color	Case Pack	Case Weight	Case Cube
J401000	5" x 2 3/4" Plastic	3/4"	Nylon	White	12	5.00 lbs.	0.107 ft.



J401000

SPECIALTY BRUSHES

D] RADIATOR BRUSH

Thin profile allows bristles to get into tight spaces like radiators, vents and coils. Also a great counter or workbench duster. Natural lacquered hardwood handle with hang-hole for easy storage.

Item #	Handle Type	Bristle Trim	Bristle Color	Case Pack	Case Weight	Case Cube
E409100	26" Wood	2 1/2"	Natural	12	4.00 lbs.	0.444 ft.



E409100

GENERAL CLEANING



WIRE BRUSHES

This durable wire scratch brush line treats a wide variety of surfaces with strong pressure and tough fibers. Wire scratch blocks are constructed with long-lasting, traditional hardwood and come with a hang-up hole.

A] CURVED HANDLE WIRE SCRATCH

3 x 19 rows of tempered steel wire. This general purpose wire scratch, available with or without scraper, is best in industrial and commercial areas. Designed for scraping all types of surfaces.

Item #	Block	Bristle Type	Bristle Trim	Bristle Color	Case Pack	Case Weight	Case Cube
L401000	14" Wood	Steel	1"	Grey	12	5.00 lbs.	0.280 ft.
L402000	14" Wood w/ scraper	Steel	1"	Grey	12	6.00 lbs.	0.280 ft.



B] SHOE HANDLE WIRE SCRATCH

4 x 16 rows of tempered steel wire. The shoe handle wire scrub provides a strong grip, while the scraper provides extra pressure for difficult jobs. Ideal for removing paint and grease from masonry, wood or pipes.

Item #	Block	Bristle Type	Bristle Trim	Bristle Color	Case Pack	Case Weight	Case Cube
L403000	10 1/4" Wood	Steel	1"	Grey	12	5.00 lbs.	0.280 ft.
L404000	10 1/4" Wood w/ scraper	Steel	1"	Grey	12	5.00 lbs.	0.280 ft.



C] DETAIL BRUSHES

Available in three fibers with a plastic handle. Brass fibers are static-free, nylon fibers are chemical resilient and add extra durability. Stainless fibers are great for resistance to corrosion and high temperature.

Item #	Block	Bristle Type	Bristle Trim	Bristle Color	Case Pack	Case Weight	Case Cube
L407124	9" Plastic	Brass	1/2"	Gold	24	1.00 lbs.	0.094 ft.
L407224	9" Plastic	Nylon	1/2"	Black	24	1.00 lbs.	0.094 ft.
L407324	9" Plastic	Steel	1/2"	Grey	24	1.00 lbs.	0.094 ft.


VEHICLE BRUSHES

Vehicle washers with scratchless fibers and rubber bumpers keep vehicles in tip top appearance. Durable structural foam blocks will not split or splinter. The threaded handle hole features a flow-through design for attaching to a fountain handle and water hose. Handles sold separately. Also great for windows, siding and awnings.

D] FLAGGED NYLON WASHER

Tough, white nylon with feathered tips allows scratchless cleaning of exterior surfaces and has exceptional wearing abilities. Fiber is resistant to all common cleaners, detergents, acids or alkalis. Perfect for auto, truck and aluminum siding. Will not mat or absorb odors.

Item #	Handle	Bristle Trim	Bristle Color	Case Pack	Case Weight	Case Cube
K001000	9" Foam	2 1/2"	White	12	12.00 lbs.	1.263 ft.



VEHICLE BRUSHES

AJ FLAGGED POLYSTYRENE WASHER

Perfect for auto, truck, RV, bus, boat, airplane or any vehicle. Flagged fiber provides non-scratch performance.

Item #	Handle	Bristle Trim	Bristle Color	Case Pack	Case Weight	Case Cube
K003000	9" Foam	2 1/2"	Grey	12	15.00 lbs.	1.263 ft.



MICROFIBER CLOTHS

Our premium Supremo™ and value-based Standard lines use the highest quality, lint-free microfiber, and are extremely durable. Use wet for general cleaning or dry for dusting. Super absorbent fibers. Color-coded to ensure proper usage. Launder hundreds of times!

BJ SUPREMO™ MICROFIBER CLOTHS



A 45-50 gram, all-purpose cleaning cloth that contains 70% polyester and 30% polyamide. Great for dusting and cleaning all types of surfaces.

Item #	Description	Size	Color	Case Pack	Case Weight	Case Cube
E800016	Supremo Microfiber Cloths	16" x 16"	Green	12	2.00 lbs.	0.234 ft.
E801016	Supremo Microfiber Cloths	16" x 16"	Green	180	20.00 lbs.	2.334 ft.
E810016	Supremo Microfiber Cloths	16" x 16"	Blue	12	2.00 lbs.	0.234 ft.
E811016	Supremo Microfiber Cloths	16" x 16"	Blue	180	20.00 lbs.	2.334 ft.
E820016	Supremo Microfiber Cloths	16" x 16"	Red	12	2.00 lbs.	0.234 ft.
E821016	Supremo Microfiber Cloths	16" x 16"	Red	180	20.00 lbs.	2.334 ft.
E830016	Supremo Microfiber Cloths	16" x 16"	Yellow	12	2.00 lbs.	0.234 ft.
E831016	Supremo Microfiber Cloths	16" x 16"	Yellow	180	20.00 lbs.	2.334 ft.
E840016	Supremo Microfiber Cloths	16" x 16"	Pink	12	2.00 lbs.	0.234 ft.
E841016	Supremo Microfiber Cloths	16" x 16"	Pink	180	20.00 lbs.	2.334 ft.
E860016	Supremo Microfiber Cloths	16" x 16"	Purple	12	2.00 lbs.	0.234 ft.
E861016	Supremo Microfiber Cloths	16" x 16"	Purple	180	20.00 lbs.	2.334 ft.
E871016	Supremo Microfiber Cloths	16" x 16"	Navy	180	20.00 lbs.	2.334 ft.
E881016	Supremo Microfiber Cloths	16" x 16"	Black	180	20.00 lbs.	2.334 ft.



MICROFIBER

Removes more dirt than conventional yarn and is proven to reduce bacteria!



Supremo™ Assortment

CJ STANDARD MICROFIBER CLOTHS



This economical cloth weighs 30-35 grams and contains 80% polyester and 20% polyamide. Ideal for bid situations.

Item #	Description	Size	Color	Case Pack	Case Weight	Case Cube
E700016	Standard Microfiber Cloths	16" x 16"	Green	12	1.50 lbs.	0.216 ft.
E701016	Standard Microfiber Cloths	16" x 16"	Green	180	15.00 lbs.	2.055 ft.
E710016	Standard Microfiber Cloths	16" x 16"	Blue	12	1.50 lbs.	0.216 ft.
E711016	Standard Microfiber Cloths	16" x 16"	Blue	180	15.00 lbs.	2.055 ft.
E720016	Standard Microfiber Cloths	16" x 16"	Red	12	1.50 lbs.	0.216 ft.
E721016	Standard Microfiber Cloths	16" x 16"	Red	180	15.00 lbs.	2.055 ft.
E730016	Standard Microfiber Cloths	16" x 16"	Yellow	12	1.50 lbs.	0.216 ft.
E731016	Standard Microfiber Cloths	16" x 16"	Yellow	180	15.00 lbs.	2.055 ft.



Standard Assortment


GENERAL CLEANING

MICROFIBER CLOTHS

AJ GLASSIC™ MICROFIBER CLOTHS

Ideal for cleaning soap, grease or finger prints from windows, mirrors and metal surfaces. Leaves a streak-free finish.

Item #	Description	Size	Color	Case Pack	Case Weight	Case Cube
E850016	Classic Microfiber Cloths	16" x 16"	Light Blue	12	1.40 lbs.	0.105 ft.
E851016	Classic Microfiber Cloths	16" x 16"	Light Blue	216	31.00 lbs.	1.355 ft.



BJ MICROFIBER BAR TOWEL

Ideal for countertops, tables and other high-traffic areas in restaurants and bars. The blue border designates this towel for a specific area, reducing the risk of cross-contamination while cleaning. Can be laundered hundreds of times.

Item #	Description	Size	Color	Case Pack	Case Weight	Case Cube
E790016	Microfiber Bar Towels	14" x 18"	White/Blue	12	1.00 lbs.	0.190 ft.
E791016	Microfiber Bar Towels	14" x 18"	White/Blue	180	15.00 lbs.	2.130 ft.



DUSTERS

Dust is everywhere, especially in hard-to-reach areas. Reach those tough spots with a choice of brush fiber or yarn based dusters. Our high-reach dusters feature extendable handles for reaching light fixtures, corners, vents, fan blades and window blinds.

DUST MITTS, TOWELS & CLOTHS

Our specialized dust cloths and wipes make cleaning fast and easy. These durable and economical tools are designed to pick up dust and dirt instead of scattering.

CJ HEAVY-DUTY DUSTING MITT

Microfiber strands maximize surface area, making this tool ideal for dusting contoured surfaces. Dusting can be done using either side.

Item #	Description	Size	Color	Case Pack	Case Weight	Case Cube
E228000	Heavy-Duty Dusting Mitt	7 1/2" x 9 1/4"	Grey	12	2.00 lbs.	0.200 ft.



DJ MAGNA THIRSTY TOWEL

Economical alternative to rental towels. 18" x 22" towels absorb better than cotton and are very launderable. Lint free material makes them useful for high-tech, health care and food service use, as well as for users who demand extra durability and absorbency. Bulk packed 50 in dispenser case.

Item #	Description	Size	Color	Case Pack	Case Weight	Case Cube
E208000	Magna Thirsty Towel	18" x 22"	White	50	4.00 lbs.	1.090 ft.




DUST MITTS, TOWELS & CLOTHS

A] TREATED DUST CLOTH

This treated, flannel dust cloth is great for common dusting chores. Treatment allows maximum dust collection and retention.

Item #	Description	Size	Color	Case Pack	Case Weight	Case Cube
E204036	Treated Dust Cloth	18" x 36"	Yellow	12	2.00 lbs.	0.240 ft.



E204036

COUNTER DUSTERS

Our quality dusters help keep counters, table tops, shelving, cupboards and equipment clean. Structural foam blocks will not split or splinter. Blocks come with hang-up hole.

B] FLAGGED POLYPROPYLENE

The flagged tips of this bristle make it the ideal tool for fine dust and dirt removal on smooth surfaces. It is great for shops, light industrial and commercial uses.

Item #	Description	Handle	Bristle Type	Bristle Trim	Bristle Color	Case Pack	Case Weight	Case Cube
E402208	Flagged Polypropylene	13" Foam	Synthetic	2 1/2"	Grey	12	9.00 lbs.	0.675 ft.



E402208

C] BLACK TAMPICO

Great all around duster with full body, flexibility and long wearing quality. Black tampico is the premier all-purpose fiber for smooth and rough surfaces. Most commonly used to dust equipment and pick up metal chips and dirt.

Item #	Description	Handle	Bristle Type	Bristle Trim	Bristle Color	Case Pack	Case Weight	Case Cube
E403208	Black Tampico	13" Foam	Tampico	2 1/2"	Black	12	8.00 lbs.	0.675 ft.



E403208

D] POLYPROPYLENE

Medium stiff fibers are great for all-purpose dusting. Durable 8" structural foam block.

Item #	Description	Handle	Bristle Type	Bristle Trim	Bristle Color	Case Pack	Case Weight	Case Cube
E408208	Polypropylene	13" Foam	Synthetic	2 1/2"	Black	12	8.00 lbs.	0.675 ft.



E408208

E] PLASTIC DUSTPAN/BRUSH SET

Ideal for indoor cleaning on table tops and common indoor floors.

Item #	Description	Brush Length	Bristle Trim	Bristle Color	Case Pack	Case Weight	Case Cube
811	Pan / Brush Set	11"	2"	White / Blue	12	8.00 lbs.	1.944 ft.



811

GENERAL CLEANING

HIGH DUSTERS



Accept threaded handles only.
Found on page 63

A] SUPREMO™ DUSTER

Extendable handle reaches from 26" to 46". Microfiber strands maximize surface area. Removable sleeve can be washed hundreds of times!

Item #	Description	Fiber Type	Fiber Color	Case Pack	Case Weight	Case Cube
E225000	Supremo Duster w/ Handle	Microfiber	Blue	12	11.00 lbs.	1.440 ft.
E225100	Supremo Duster Refill	Microfiber	Blue	12	1.21 lbs.	0.283 ft.



A]

E225000

B] COBWEB DUSTER

Synthetic fibers hold dust with electrostatic action. Comes complete with plastic coated, metal handle that extends to 60" and features a convenient hang-up hole. Gets in those hard-to-reach high areas, such as corners and vaulted ceilings where cobwebs accumulate. Great for blinds, furniture, vents and baseboards. Easy to keep clean - just swirl in warm sudsy water and air dry.

Item #	Description	Fiber Type	Fiber Color	Case Pack	Case Weight	Case Cube
E001000	Cobweb Duster / Complete	PVC	Blue	6	6.25 lbs.	1.630 ft.
E101000	Cobweb Duster / Head only	PVC	Blue	12	5.42 lbs.	2.167 ft.




B]

E001000

C] DELUXE SPLIT DUSTER

Specially designed to clean blinds, fan blades, furniture and other narrow and hard-to-reach objects. Launderable head is constructed of durable cotton yarn. Deluxe Split Duster features threaded, plastic-coated wire frame with hook & loop fastener allows fast and easy attachment of refillable head.

Item #	Description	Fiber Type	Fiber Color	Case Pack	Case Weight	Case Cube
E120000	Deluxe Split Duster / Refill	Cotton	Natural	12	3.00 lbs.	0.564 ft.
E320000	Deluxe Split Duster / Frame	N/A	N/A	12	5.00 lbs.	0.920 ft.



C]


Launderable

E120000 / E320000

D] EXTEND-TO-REACH DUSTER

Extend your reach with these versatile and efficient dusters. Metal handle extends from 34" to 60" and locks into place with a simple twist, allowing users to reach out of the way places like corners and vents. Removable yarn heads are secured to handle with hook & loop straps, and are launderable.

Item #	Description	Fiber Type	Fiber Color	Case Pack	Case Weight	Case Cube
E002000	Extend-To-Reach Duster / Complete	Cotton	Natural	12	12.00 lbs.	1.030 ft.
E102000	Extend-To-Reach Duster / Refill	Cotton	Natural	12	4.00 lbs.	0.920 ft.



D]

E002000

HIGH DUSTERS

A] PIPE DUSTER

Contoured frame is designed for cleaning overhead pipes, ducts and other hard to reach areas. Long staple cotton yarn head is launderable. Pipe Duster features metal wire frame with 60" wood handle and refill with ties.

Item #	Description	Fiber Type	Fiber Color	Case Pack	Case Weight	Case Cube
E317000	Pipe Duster / Frame & Handle	N/A	N/A	12	20.00 lbs.	2.682 ft.
E117000	Pipe Duster / Refill	Cotton	Natural	12	6.00 lbs.	0.564 ft.



B] MICROFLEX™ DUSTER

Flexible thin foam frame allows effective cleaning in tight, hard-to-reach areas. Frame accepts a hand held handle or either one of our Pro Flat mop handles for high area cleaning. Microfiber refills provide durability and long product life. Simply rinse away dirt with water after every use. Duster refill available separately.

Item #	Description	Fiber Type	Fiber Color	Case Pack	Case Weight	Case Cube
E224000	Microflex Duster / Complete, 2" x 27"	Microfiber	Blue	1	0.16 lbs.	0.170 ft.
E224100	Microflex Duster / Refill, 2" x 22"	Microfiber	Blue	3	0.06 lbs.	0.060 ft.



WALL WASHERS

Our convenient and economical dust collection tools are perfect for offices, schools, stores and other commercial environments. These products are designed to pick up dust and dirt instead of spreading it along the surface.


C] UNIVERSAL WALL WASHER

Great for washing walls and for use as a duster for out-of-the-way areas. Free swiveling Universal frame features notches for locking in angles. Detachable head for laundering.

Item #	Description	Size	Color	Case Pack	Case Weight	Case Cube
E322000	Universal Frame Handle	54" / 9 1/2" x 5 1/4"	Wood	12	10.00 lbs.	0.857 ft.
E122000	Universal Frame Handle Refills	14" x 9"	Natural	12	5.00 lbs.	0.564 ft.



Accepts tapered handles. Found on page 63.



D] STICK-M™ WALL WASHER

Hi-wet modulus rayon looped yarn is highly absorbent and launderable. Hook & loop attachment to high-impact plastic holder assures easy changes. Holder may be used in any standard side-squeeze wringer. Holder also features 360° swivel action.

Item #	Description	Size	Color	Case Pack	Case Weight	Case Cube
C706000	Stick-M Holder	7" x 3 1/2"	Grey	12	5.00 lbs.	0.920 ft.
C629000	Stick-M Refills	8 1/2" x 4 1/2"	Natural	12	5.00 lbs.	0.564 ft.



VELCRO® is a registered trademark of Velcro Industries B. V.

GENERAL CLEANING

VALUE PACKS

A recent addition to our line. Each Pack includes multiple items to clean specific areas, preventing cross-contamination.

A] COLOR-CODED CLEANING VALUE PACKS (BCVP & KCVP)



Can be designated for kitchen, cafeteria or other specialty areas in office buildings, schools or healthcare facilities. Pack includes 26 quart Splash Guard™ Combo (226-312), Breakdown Mop Handle with Adaptor (C714003, A70400), Looped-End Mop (A11202 or A11302), 18" Double Moss Squeegee (1818), two Microfiber Cloths (E790016 or E700016), three Spray-Pro Sprayers (902BW7 or 902WW7) and three 24 ounce bottles (924B).

Item #	Description	Color	Case Pack	Case Weight	Case Cube
BCVP	Cleaning Value Pack	Blue	1	23.45 lbs.	5.150 ft.
KCVP	Cleaning Value Pack	Green	1	23.45 lbs.	5.150 ft.



B] RESTROOM CLEANING VALUE PACK (RRVP-1)



Pack includes Red 26 quart Splash Guard™ Combo (226-312RD), Breakdown Mop Handle with Adaptor (C714003, A70400), Red Looped-End Mop (A10202), five Red Supremo™ Microfiber cloths (E720016), three Spray-Pro Sprayers with 24 ounce bottles (902-3RW), Bowl Mop with Caddy (WJ510000, 780) and a Wet Floor Sign (119).

Item #	Description	Color	Case Pack	Case Weight	Case Cube
RRVP-1	Restroom Value Pack	Red	1	23.90 lbs.	5.150 ft.



PAILS & BUCKETS

PAILS

C] SANITIZER & SOAP PAILS



Color-coded pails meet HACCP guidelines for cleaning and sanitizing cloths used to wipe down surface areas, reducing the risk of cross contamination. Red pails are for sanitizer, green pails are for soap solution. Easy-to-read graduations are molded inside the pails. Printed on two sides; one side English, one side Spanish.

Item #	Size	Color	Case Pack	Case Weight	Case Cube
1543GN	3 qt.	Green	12	3.84 lbs.	0.670 ft.
1546GN	6 qt.	Green	12	7.08 lbs.	1.090 ft.
1548GN	8 qt.	Green	12	11.60 lbs.	1.580 ft.
1543RD	3 qt.	Red	12	3.84 lbs.	0.670 ft.
1546RD	6 qt.	Red	12	7.08 lbs.	1.090 ft.
1548RD	8 qt.	Red	12	11.60 lbs.	1.580 ft.



1548GN / 1546RD / 1543GN

BUCKETS

A] HUSKEE® BUCKET

Buckets feature durable steel handles, pour spouts and graduations.

Item #	Size	Color	Case Pack	Case Weight	Case Cube
8110BL	10 qt.	Blue	12	15.60 lbs.	2.520 ft.
8110GN	10 qt.	Green	12	15.60 lbs.	2.520 ft.
8110GY	10 qt.	Grey	12	15.60 lbs.	2.520 ft.
8110RD	10 qt.	Red	12	15.60 lbs.	2.520 ft.
8110WH	10 qt.	White	12	15.60 lbs.	2.520 ft.
8110YW	10 qt.	Yellow	12	15.60 lbs.	2.520 ft.
8114GY	14 qt.	Grey	6	11.40 lbs.	2.040 ft.
8114RD	14 qt.	Red	6	11.40 lbs.	2.040 ft.
8114WH	14 qt.	White	6	11.40 lbs.	2.040 ft.

A]



8110RD

B]



8110RDGM / 8110WHGM

B] PREPRINTED HUSKEE® BUCKETS

Item #	Size	Color	Case Pack	Case Weight	Case Cube
8110RDGM	10 qt.	Red	12	15.60 lbs.	2.520 ft.
8110WHGM	10 qt.	White	12	15.60 lbs.	2.520 ft.

C]



2559

C] UTILITY / SQUEEGEE BUCKET

Heavy-duty bucket with ergonomic plastic handle bail. Wheel Kit sold separately.

D] UTILITY / SQUEEGEE BUCKET WHEEL SET

Item #	Size	Color	Case Pack	Case Weight	Case Cube
2559	24 qt.	Blue	3	9.96 lbs.	2.640 ft.
2560	---	Black	3 sets	1.50 lbs.	0.060 ft.



D]

2560

E] HUSKEE® DIVIDED BUCKET

Divided Bucket allows separation of cleaning solution from rinse water. Insulated hand grip.

Item #	Size	Color	Case Pack	Case Weight	Case Cube
8216	16 qt.	Grey	6	14.28 lbs.	3.120 ft.

E]



8216

F] HUSKEE® HAULER

Extremely sturdy bucket is ideal for bulk storage. Non-fraying handles and metal clasps provide years of use. 19 gallon capacity.

Item #	Size	Color	Case Pack	Case Weight	Case Cube
8119RD	19 gal.	Red	6	27.00 lbs.	8.880 ft.

F]



8119RD

GENERAL CLEANING

SPRAYERS & PUMPS

Our full line of sprayers and dispensers are ideal for general maintenance applications. Sprayers are made with high quality components and are chemical resistant.

SPRAYERS

AJ PROSAFE™ SPRAYER

These bottles come in a pack of three, have a product check-off grid and provide trilingual (English/Spanish/French) information to comply with the "Right to Know" regulations. 24 ounce bottle with 902 sprayer.

Item #	Description	Size	Case Pack	Case Weight	Case Cube
902-3RW	Center Neck / 3 Pk	24 oz.	32 sets	20.75 lbs.	5.910 ft.

BJ PLASTIC BOTTLES

Continental® bottles are molded of high density polyethylene. All bottles are standard with a 28/400 neck finish and molded in graduations.

Item #	Description	Size	Case Pack	Case Weight	Case Cube
916CN	Center Neck	16 oz.	200	18.00 lbs.	8.000 ft.
922B	Off-Set Neck	22 oz.	100	10.00 lbs.	1.000 ft.
924B	Center Neck	24 oz.	100	13.00 lbs.	6.000 ft.
932CG	Center Neck	32 oz.	100	16.00 lbs.	7.000 ft.

CJ HIGH OUTPUT SPRAYER

The largest capacity trigger sprayer available today. Outputs 3.3cc per stroke. Adjustable from a fine mist to a jet stream and has a full "off" position. Completely leak proof, even if overturned. Oversized ergonomic trigger reduces operator fatigue and provides comfort and control. Comes standard with a 28/400 closure and dip tube filter.

Item #	Description	Size	Color	Case Pack	Case Weight	Case Cube
3303BLWH	High Output	9 ³ / ₄ "	Blue/White	100	17.00 lbs.	2.000 ft.
3303RDWH	High Output	9 ³ / ₄ "	Red/White	100	17.00 lbs.	2.000 ft.

DJ SPRAY-PRO SPRAYER

Designed for heavy-duty, long-term industrial applications ranging from car care to window cleaners. The Continental® 902 Trigger Sprayer is capable of delivering a consistent spray pattern that is adjustable from a full "off" position to a fine, atomized mist to a powerful jet stream. Completely leak proof, even if overturned. Our Spray-Pro Sprayers are also available in a chemical resistant model (902PW9).

Item #	Description	Size	Case Pack	Case Weight	Case Cube
902BW7	Spray-Pro	8"	200	18.00 lbs.	2.040 ft.
902RW7	Spray-Pro	8"	200	18.00 lbs.	2.040 ft.
902WW7	Spray-Pro	8"	200	18.00 lbs.	2.040 ft.
902BW9	Spray-Pro	9 ³ / ₄ "	200	18.00 lbs.	2.040 ft.
902RW9	Spray-Pro	9 ³ / ₄ "	200	18.00 lbs.	2.040 ft.
902WW9	Spray-Pro	9 ³ / ₄ "	200	18.00 lbs.	2.040 ft.
902PW9	Spray-Pro - Chemical Resistant	9 ³ / ₄ "	200	18.00 lbs.	2.040 ft.



TANK SPRAYERS

AJ HUSKEE® TANK SPRAYER

Ideal for floor maintenance, pest control, masonry cleaning, wood preservative and general maintenance. The remarkable nozzle adjusts from a fine spray to a powerful jet stream that shoots contents up to 30' away. The furnished poly spray attachment rotates 360°. The polymer shut-off valve has a lock-on/lock-off feature.

Item #	Total Capacity	Usable Capacity	Case Pack	Case Weight	Case Cube
952	2 gal.	1.5 gal.	1	4.53 lbs.	0.800 ft.
953	3 gal.	2.5 gal.	1	5.04 lbs.	0.950 ft.



DRUM PUMPS

BJ PLASTIC SIPHON DRUM PUMP

Fits 55 gallon drums with a 1½" or 2" openings. Five gallon per minute flow rate. Polyethylene construction resists acid, caustic, alkaline, light oils, waxes, cleaners and insecticides, only. Hose is 4' x ¾" diameter.

Item #	Description	Case Pack	Case Weight	Case Cube
440	Plastic Siphon	12	10.20 lbs.	2.160 ft.

CJ SELF-PRIMING NICKEL PLATED PUMP

Fits 15, 30 and 55 gallon drums with a 1½" or 2" openings. Dispenses 22 ounces per stroke. Nickel plated pump resists chemical action of non-corrosive liquids, only. Hose is 41⅜" x 1⅜" diameter.

Item #	Description	Case Pack	Case Weight	Case Cube
495	Self-Priming	6	28.98 lbs.	2.100 ft.



DJ PUMP DISPENSER

The unique threaded body disassembles quickly for sanitary cleaning. The body and head are polypropylene for maximum chemical compatibility. Use with cleaners, waxes, food products, cooking oils, hand soap, shampoo and germicidal detergents. Standard with Poly Flap Valve (HDPE), made from FDA and USDA approved materials. The 10BC (38mm) Buttress Cap allows use of the 10HL on a five gallon pail with a flexi-spout.

Item #	Description	Dip Tube Length	Case Pack	Case Weight	Case Cube
10H	Ounce Pump	10 ¹³ / ₁₆ "	12	24.48 lbs.	0.240 ft.
10HL	Ounce Pump	14 ³ / ₄ "	12	24.48 lbs.	0.270 ft.
10BC	Buttress Cap	- - -	12	0.25 lbs.	0.200 ft.

EJ ADJUSTABLE PLASTIC DRUM PUMP

Fits five gallon pail to 30 gallon drum with a ½" or 2" opening. Adjust to dispense two, four, six or eight ounces per stroke. Chemical and acid resistant design.

Item #	Description	Case Pack	Case Weight	Case Cube
330	Adjustable	12	10.56 lbs.	1.320 ft.



Shown compressed and expanded.

GENERAL CLEANING

WINDOW SQUEEGEES

The solution to window cleaning is as clear as glass with our complete line of equipment and accessories. Our line includes brass, stainless steel and ABS plastic squeegees . . . and more!

BRASS SQUEEGEES

A] BRASS SQUEEGEE COMPLETE

Traditional high quality brass window squeegee complete, fitted with soft rubber blade for a streak-free finish. Works well with Telescopic Poles, found on page 64.

Item #	Size	Case Pack	Case Weight	Case Cube
2510-22	10"	10	4.80 lbs.	0.170 ft.
2512-22	12"	10	5.20 lbs.	0.170 ft.
2514-22	14"	10	5.60 lbs.	0.170 ft.
2516-22	16"	10	5.90 lbs.	0.170 ft.
2518-22	18"	10	5.30 lbs.	0.170 ft.



STAINLESS STEEL CLASSIC SQUEEGEES

B] STAINLESS STEEL SQUEEGEE COMPLETE

This professional window squeegee is made from stainless steel, is rust-free and is fitted with a standard hard rubber blade. Works well with Telescopic Poles, found on page 64.

Item #	Size	Case Pack	Case Weight	Case Cube
2510-11	10"	10	4.50 lbs.	0.170 ft.
2512-11	12"	10	4.80 lbs.	0.170 ft.
2514-11	14"	10	5.10 lbs.	0.170 ft.
2518-11	18"	10	5.70 lbs.	0.170 ft.




PLASTIC SQUEEGEES

C] PLASTIC SQUEEGEE COMPLETE

Lightweight and durable ABS plastic handle with aluminum channel. Fitted with a standard soft rubber blade. Works well with Telescopic Poles, found on page 64.

Item #	Size	Case Pack	Case Weight	Case Cube
2470	8"	12	3.36 lbs.	0.600 ft.
2472	12"	12	3.84 lbs.	0.600 ft.
2473	14"	12	3.96 lbs.	0.720 ft.
2475	18"	12	4.20 lbs.	0.840 ft.



REPLACEMENT BLADES

AJ REPLACEMENT RUBBER BLADE

Ideal for all window squeegees.

Item #	Size	Case Pack	Case Weight	Case Cube
2510-3	10"	50	2.80 lbs.	0.100 ft.
2512-3	12"	50	2.50 lbs.	0.150 ft.
2514-3	14"	50	3.00 lbs.	0.150 ft.
2516-3	16"	50	3.00 lbs.	0.150 ft.
2518-3	18"	50	3.50 lbs.	0.150 ft.



2514-3

WINDOW WASHERS

BJ PLASTIC MICROTIGER COMPLETE

All plastic T-handle with Microtiger washer sleeve. The Microtiger sleeve is microfiber with the addition of a nylon abrasive material for thorough cleaning.

Item #	Size	Case Pack	Case Weight	Case Cube
2514-99T	14"	20	10.80 lbs.	1.690 ft.
2518-99T	18"	20	12.60 lbs.	1.690 ft.



2514-3

SCRAPERS & BLADES


CJ SCRAPER WITH PLASTIC HANDLE

The scraper line was designed for glass windows, doors and floors. All come with blade protector cover. 2556 may be used with our telescopic poles.

DJ SPECIAL BLADE FOR SCRAPER

Dispenser with ten blades.

Item #	Size	Case Pack	Case Weight	Case Cube
2556	4" x 8"	10	3.10 lbs.	0.300 ft.
2563	4" x 12"	10	8.60 lbs.	0.500 ft.
2562	4" x 48"	10	8.50 lbs.	1.100 ft.
2557	4"	5/10	0.55 lbs.	0.010 ft.



2562 / 2563 / 2556



2557

WASTE COLLEC



TION



In 1976, we were the first to establish what a commercial trash receptacle should be, and proudly named it Huskee™. Always made in the USA with durable, high-quality resin, this full feature receptacle provides years of use. For over 35 years, we've carried that same Huskee quality into our full line of receptacles, lids, and accessories. Engineered for greatness, this line-up is prepared for your dirty jobs.

WASTE COLLECTION



Huskee™

THE COMMERCIAL CONTAINER

The industry standard since 1976



DURABLE LIDS
Tight closure. Allows receptacles to be stacked.



BAG CINCH
Secures the poly liner on 32, 44 and 55 gallon sizes, without having to tie it!



HEAVY-DUTY HANDLE
Reinforced handles provide secure areas for lifting or moving the receptacle.

FLANGED RIM
Adds strength and durability.

Huskee™
Continental Commercial Products

High-quality, commercial-grade wall stock is perfect for cold climates.

CUSTOMIZE
Wide range of color options. Customize with your logo or a special message.



REINFORCED BASE
Extra reinforcement produces a much stronger and longer-lasting receptacle! Accepts universal dolly!



RECEPTACLES, LIDS & ACCESSORIES

Simply put, Continental's line of indoor and outdoor receptacles is the best! Best in choice, functionality and value. Add our dollies and accessories to maximize performance and add even more value!



HUSKEE™ ROUND

The industry standard! Molded with seamless construction, the Huskee is a strong, long-lasting receptacle that is used everywhere. From food prep to foundries, from refuse to bio-hazard waste, Huskee keeps on working. **For Huskee Accessories, see pages 92-94.**

Item #	Size	Color	Case Pack	Case Weight	Case Cube
1001GY	10 gal.	Grey	6	19.14 lbs.	5.400 ft.
1001WH	10 gal.	White	6	19.14 lbs.	2.520 ft.
2000BL	20 gal.	Blue	6	38.76 lbs.	11.220 ft.
2000GY	20 gal.	Grey	6	38.76 lbs.	11.220 ft.
2000WH	20 gal.	White	6	38.76 lbs.	11.220 ft.
3200BL	32 gal.	Blue	6	57.60 lbs.	16.690 ft.
3200GN	32 gal.	Green	6	57.60 lbs.	16.690 ft.
3200GY	32 gal.	Grey	6	57.60 lbs.	16.690 ft.
3200GYBP	32 gal.	Grey	48 / Bulk	423.84 lbs.	105.120 ft.
3200RD	32 gal.	Red	6	57.60 lbs.	16.690 ft.
3200WH	32 gal.	White	6	57.60 lbs.	16.690 ft.
3200YW	32 gal.	Yellow	6	57.60 lbs.	16.690 ft.
4444BL	44 gal.	Blue	4	50.48 lbs.	21.040 ft.
4444GN	44 gal.	Green	4	50.48 lbs.	21.040 ft.
4444GY	44 gal.	Grey	4	50.48 lbs.	21.040 ft.
4444GYBP	44 gal.	Grey	32 / Bulk	392.32 lbs.	125.120 ft.
4444RD	44 gal.	Red	4	50.48 lbs.	21.040 ft.
4444WH	44 gal.	White	4	50.48 lbs.	21.040 ft.
4444YW	44 gal.	Yellow	4	50.48 lbs.	21.040 ft.
*5500GY	55 gal.	Grey	3	52.44 lbs.	21.720 ft.

* This item is not NSF® Listed.



Available in a Recycle model, see page 110 for details.



FAQ's...

Which Huskee receptacles are NSF: Standard 21 rated?
All bases and lids, except 55 gallon, BackSaver & SuperKan.

Which Huskee receptacles are NSF: Standard 2 rated?
Grey and white bases & lids, except 55 gallon, BackSaver & SuperKan.

Which Huskee receptacles are FDA and USDA approved?
All our Huskee receptacles, from 10 to 55 gallon (except SuperKan), are made of FDA compliant material. USDA requirements for material approval are satisfied by a certification of FDA compliance.

What temperature range can a Huskee withstand?
0 - 190° F for NSF rated items, 0 - 205° F for all other Huskee receptacles.

What material are Huskee receptacles made of? LLDPE

Can you store wine in a Huskee? We recommend against using a Huskee, or other plastic waste receptacles, for wine storage. During the fermenting process, the taste of plastic can pass into the wine.

WASTE COLLECTION

RECEPTACLES, LIDS & ACCESSORIES

A] "INEDIBLE" HUSKEE™ ROUND

32 and 44 gallon Huskee receptacles are pre-printed with "Inedible" in English and Spanish.

Item #	Fits	Color	Case Pack	Case Weight	Case Cube
3200GYINED	32 gal.	Grey	48 / Bulk	57.60 lbs.	16.690 ft.
4444GYINED	44 gal.	Grey	32 / Bulk	57.60 lbs.	16.690 ft.

See page 124 for "ICE ONLY" version.



A]



4444GYINED

B] HUSKEE™ BACKSAVER

This receptacle is everything the standard Huskee Round is, and more! Internal vent ribs, which break the vacuum caused when removing a poly liner, were incorporated into the design, making it the easiest receptacle to use. Compatible with the Huskee Round Dolly, Caddy Bag, Maid Caddy, 32 or 44 gallon Huskee Round Lids and the Huskee Dome and Funnel Tops.

Item #	Fits	Color	Case Pack	Case Weight	Case Cube
3210GY	32 gal.	Grey	4	35.50 lbs.	18.407 ft.
4410GY	44 gal.	Grey	3	38.75 lbs.	20.972 ft.



BackSaver IS SAFER BECAUSE OF VENTS!

The National Safety Council puts the total cost of work injuries at \$121 billion annually, and the cost per disabling injury at \$26,000, and growing. Back injuries are 20% of all claims. The Huskee BackSaver uses internal, ergonomic lift vents to break the vacuum created when removing a poly liner, resulting in reduced effort and reduced risk of back injury.

Built-in Huskee Bag Cinch eliminates the need to tie knots in the poly liner to keep it secured around the receptacle rim!



B]



4410GY / 3210GY


RECEPTACLES, LIDS & ACCESSORIES

A) HUSKEE™ SUPERKAN®


"The Can on Steroids!" Independently tested, our SuperKan® out-performed the competition by more than 3.5 times on compression resistance, 1.5 times on handle strength and overall strength by holding up to 700 lbs., without disfiguring the can. Features internal vent ribs which break the vacuum caused when removing a poly liner.

Item #	Fits	Color	Case Pack	Case Weight	Case Cube
4442BK	44 gal.	Black	4	54.00 lbs.	25.010 ft.

Compatible with the Huskee Round Dolly, Caddy Bag, Maid Caddy, 44 gallon Huskee Round Lids and the Huskee Dome and Funnel Tops.



Hoop strength is significantly increased by more ribs and greater wall thickness.



Strength radius added on handle interior and exterior area, where most failures occur.



Reinforced and lengthened structural ribbing on base for added weight capacity.

A]



4442BK

B) TUFFCAN™

Looking for a non-rated, standard round can? TUFFCAN is the solution! Offered in two sizes and colors, this item gets the job done.

Item #	Fits	Color	Case Pack	Case Weight	Case Cube
32TUFFBK	32 gal.	Black	6	6.90 lbs.	18.180 ft.
32TUFFGY	32 gal.	Grey	6	6.90 lbs.	18.180 ft.
44TUFFBK	44 gal.	Black	4	9.00 lbs.	21.490 ft.
44TUFFGY	44 gal.	Grey	4	9.00 lbs.	21.490 ft.

Fits all standard Huskee Lids and Accessories.

B]



44TUFFGY / 32TUFFBK

WASTE COLLECTION

RECEPTACLES, LIDS & ACCESSORIES

A] HUSKEE™ ROUND FLAT LIDS



Molded with seamless construction for durability and easy, thorough cleaning. Lids fit securely to keep waste and odors in, and rain and pest, out. Interlocking design allows Huskee receptacles to be stacked.

Item #	Fits	Color	Case Pack	Case Weight	Case Cube
1002GY	10 gal.	Grey	6	5.40 lbs.	1.200 ft.
1002WH	10 gal.	White	6	5.40 lbs.	1.200 ft.
2001GY	20 gal.	Grey	6	10.20 lbs.	2.280 ft.
2001WH	20 gal.	White	6	10.20 lbs.	2.280 ft.
3201GN	32 gal.	Green	6	13.80 lbs.	3.240 ft.
3201GY	32 gal.	Grey	6	13.80 lbs.	3.240 ft.
3201RD	32 gal.	Red	6	13.80 lbs.	3.240 ft.
3201WH	32 gal.	White	6	13.80 lbs.	3.240 ft.
3201YW	32 gal.	Yellow	6	13.80 lbs.	3.240 ft.
4445GN	44 gal.	Green	4	11.24 lbs.	2.560 ft.
4445GY	44 gal.	Grey	4	11.24 lbs.	2.560 ft.
4445RD	44 gal.	Red	4	11.24 lbs.	2.560 ft.
4445WH	44 gal.	White	4	11.24 lbs.	2.560 ft.
4445YW	44 gal.	Yellow	4	11.24 lbs.	2.560 ft.
*5501GY	55 gal.	Grey	3	12.75 lbs.	3.840 ft.

* This item is not NSF® Listed.



Huskee Lid Assortment

B] HUSKEE™ DOME TOPS

The economic answer for large refuse collection. Fits our 32, 44 and 55 gallon Huskee receptacles. The 44 gallon model also fits 55 gallon metal drums. Wide rim and tight-fitting door with rain deflector keeps debris and odors in, rain and pests out.

Item #	Fits	Color	Case Pack	Case Weight	Case Cube
3232BK	32 gal.	Black	2	12.84 lbs.	7.870 ft.
3232BL	32 gal.	Blue	2	12.84 lbs.	7.870 ft.
3232GY	32 gal.	Grey	2	12.84 lbs.	7.870 ft.
3232RD	32 gal.	Red	2	12.84 lbs.	7.870 ft.
4456BK	44 gal.	Black	2	14.72 lbs.	10.070 ft.
4456BL	44 gal.	Blue	2	14.72 lbs.	10.070 ft.
4456GY	44 gal.	Grey	2	14.72 lbs.	10.070 ft.
4456RD	44 gal.	Red	2	14.72 lbs.	10.070 ft.
5508BK	55 gal.	Black	2	19.36 lbs.	13.030 ft.
5508BL	55 gal.	Blue	2	19.36 lbs.	13.030 ft.
5508GY	55 gal.	Grey	2	19.36 lbs.	13.030 ft.
5508RD	55 gal.	Red	2	19.36 lbs.	13.030 ft.



Huskee Dome Top Assortment

RECEPTACLES, LIDS & ACCESSORIES

AJ HUSKEE™ HEAVY-DUTY DOME TOPS



Made of heavy-duty structural plastic, the Dome Top fits our 32 and 44 gallon Huskee receptacles. The 44 gallon model also fits standard 55 gallon metal drums. Doors are quiet and self-closing. Wide rim and tight-fitting door with rain deflector keeps debris and odors in, rain and pests out.

Item #	Fits	Color	Case Pack	Case Weight	Case Cube
3230BL	32 gal.	Blue	2	18.81 lbs.	5.200 ft.
3230GY	32 gal.	Grey	2	18.81 lbs.	5.200 ft.
3230RD	32 gal.	Red	2	18.81 lbs.	5.200 ft.
4455BK	44 gal.	Black	2	21.62 lbs.	7.090 ft.
4455BL	44 gal.	Blue	2	21.62 lbs.	7.090 ft.
4455BN	44 gal.	Brown	2	21.62 lbs.	7.090 ft.
4455GY	44 gal.	Grey	2	21.62 lbs.	7.090 ft.
4455RD	44 gal.	Red	2	21.62 lbs.	7.090 ft.
4455YW	44 gal.	Yellow	2	21.62 lbs.	7.090 ft.

AJ



Huskee Dome Top Assortment

BJ HUSKEE™ TIP TOP LID

Gravity, hands-free opening encourages use and automatically closes to hide trash. No metal parts to rust or break.

Item #	Fits	Color	Case Pack	Case Weight	Case Cube
3231GY	32 gal.	Grey	6	25.92 lbs.	5.280 ft.

BJ



3231GY

CJ HUSKEE™ FUNNEL TOP

Designed for high volume applications, this open top funnel lid handles indoor applications ranging from food service to industrial.

Item #	Fits	Color	Case Pack	Case Weight	Case Cube
3233GY	32 gal.	Grey	4	12.20 lbs.	2.640 ft.
4457GY	44 gal.	Grey	4	14.04 lbs.	3.170 ft.

CJ



3233GY

WASTE COLLECTION

RECEPTACLES, LIDS & ACCESSORIES

A] HUSKEE™ CADDY BAG

Add this adjustable nine pocket caddy bag to a Round or Square Huskee on a dolly to create a durable cleaning system that is ready to make the rounds! Made of nylon reinforced PVC for years of reliable service.

Item #	Description	Color	Case Pack	Case Weight	Case Cube
3175	Caddy Bag	Yellow	6	6.92 lbs.	2.200 ft.

A]



3175
Shown with
3200GY & 3255.

B] HUSKEE™ MAID CADDY

This handy Huskee accessory has a convenient handle to raise and carry or collapse out of the way. Fits on Round or Square Huskee receptacles and the 50 gallon Tilt-N-Wheel®.

Item #	Description	Color	Case Pack	Case Weight	Case Cube
3155	Maid Caddy	Grey	4	12.50 lbs.	2.130 ft.

B]



3155

C] HUSKEE® ROUND DOLLY

The twist-on, twist-off Round Dolly converts a stationary Huskee into a mobile, hard working tool. Fits the 20, 32, 44 and 55 gallon Huskee Round and features five, 3" non-marking swivel casters. 250 lb. weight capacity.

Item #	Description	Color	Case Pack	Case Weight	Case Cube
3255	Round Dolly	Black	2	17.06 lbs.	1.840 ft.

C]



3255

D] HUSKEE™ SQUARE

These containers are ideal for food handling, hospitals, bio-hazard, and commercial refuse and recycle collection. All Square Huskee receptacles are stackable with lids on and nestable without lids. Lids snap and lock in place, keeping refuse and odor in, rain and pests out. This container is easy to clean and has a molded in bottom grip for comfortable lifting. Heavy-duty, non-slip handles have drain holes.

Item #	Size	Color	Case Pack	Case Weight	Case Cube
2800GY	32 gal.	Grey	6	59.64 lbs.	17.220 ft.
2800RD	32 gal.	Red	6	59.64 lbs.	17.220 ft.
2800WH	32 gal.	White	6	59.64 lbs.	17.220 ft.
4000GY	48 gal.	Grey	4	59.12 lbs.	20.040 ft.
4000RD	48 gal.	Red	4	59.12 lbs.	20.040 ft.
5000GY	55 gal.	Grey	4	73.56 lbs.	25.640 ft.

OSHA
APPROVED

D]



2800WH / 4000RD



Available in a Recycle model,
see page 110 for details.

RECEPTACLES, LIDS & ACCESSORIES

A] HUSKEE™ SQUARE LIDS

Durable lids provide a tight closure. Enables receptacles to be stacked.

Item #	Fits	Color	Case Pack	Case Weight	Case Cube
2801GY	32 gal.	Grey	6	17.70 lbs.	3.060 ft.
2801RD	32 gal.	Red	6	17.70 lbs.	3.060 ft.
2801WH	32 gal.	White	6	17.70 lbs.	3.060 ft.
4001GY	48 gal.	Grey	4	13.40 lbs.	2.400 ft.
4001RD	48 gal.	Red	4	13.40 lbs.	2.400 ft.
5001GY	55 gal.	Grey	4	15.48 lbs.	2.680 ft.



4001GY

B] HUSKEE™ SQUARE LOCK LID

Offers extra tight fit on 32 gallon Square Huskee. Four-handle design locks on all edges for secure fit.

Item #	Color	Case Pack	Case Weight	Case Cube
*2811RD	Red	6	17.70 lbs.	3.060 ft.

* Custom item - call for details.



2811RD

C] HUSKEE™ SQUARE DOME TOP LID

Economical answer wherever high volume applications are required. Fits the 55 gallon Square Huskee Receptacles.

Item #	Fits	Color	Case Pack	Case Weight	Case Cube
5556GY	55 gal.	Grey	1	13.30 lbs.	5.900 ft.



5556GY

D] HUSKEE® SQUARE DOLLY

The twist-on, twist-off Square Dolly converts a stationary Huskee into a mobile, hard-working tool. It fits all Square Huskee Receptacles and features four 3" non-marking, swivel casters. 300 lb. weight capacity.

Item #	Color	Case Pack	Case Weight	Case Cube
2803	Black	2	15.44 lbs.	2.680 ft.



2803

WASTE COLLECTION

RECEPTACLES, LIDS & ACCESSORIES

Available in two sizes and styles, all with our Derma-Tek® smooth surface for easy clean-up. Dual vinyl-coated cable lid stays hold the lid in a vertical position for safe, easy emptying, and help eliminate tipping of the base. Heavy-duty poly liner retainer straps allow the user to secure a poly liner within the container for a clean, professional appearance.

A] COLOSSUS®

The four opening version has two large front openings (17½" x 9¼" high) and two large side openings (13¾" x 8½¼" high), which can easily accommodate bulky debris like pizza boxes. Designed for high volume applications! The contoured lid's top surface prevents accumulation of debris and water while providing a unique and visually appealing style.

The version with spring-loaded doors is Factory Mutual Approved because of its doors' tight fit to the lid and the lid fit to the base. The heavy-duty door springs keep doors closed tight to keep odors in and pests out.

Item #	Description	Size	Color	Case Pack	Case Weight	Case Cube
*6452BE	Two Doors	45 gal.	Beige	1	41.00 lbs.	18.760 ft.
*6452BK	Two Doors	45 gal.	Black	1	41.00 lbs.	18.760 ft.
*6452BN	Two Doors	45 gal.	Brown	1	41.00 lbs.	18.760 ft.
6454BE	Four Openings	45 gal.	Beige	1	37.00 lbs.	18.760 ft.
6454BK	Four Openings	45 gal.	Black	1	37.00 lbs.	18.760 ft.
6454BN	Four Openings	45 gal.	Brown	1	37.00 lbs.	18.760 ft.
*6562BE	Two Doors	56 gal.	Beige	1	58.00 lbs.	21.010 ft.
*6562BK	Two Doors	56 gal.	Black	1	58.00 lbs.	21.010 ft.
*6562BN	Two Doors	56 gal.	Brown	1	58.00 lbs.	21.010 ft.
6564BE	Four Openings	56 gal.	Beige	1	58.00 lbs.	21.010 ft.
6564BK	Four Openings	56 gal.	Black	1	58.00 lbs.	21.010 ft.
6564BN	Four Openings	56 gal.	Brown	1	58.00 lbs.	21.010 ft.

* Items are Fire Resistant and FM Approved



A]

6452BK / 6564BE



Available in a Recycle model, see page 109 for details.



Colossus receptacles with two spring-loaded doors only



Dual Vinyl-coated cable lid stays



Heavy-duty poly liner retainer straps

B] COLOSSUS® WEIGHTED BASE

Weighted Base can be filled with sand or gravel, adding approximately 17 pounds of weight for stability when unit is used outdoors.

C] COLOSSUS® TRAY TOP

Designed to accommodate food service trays up to 12.5" x 17.5". Attaches easily to any Colossus receptacle.

D] COLOSSUS® ASH TRAY TOP

Attaches to any Colossus Receptacle without power tools. Includes four self-tapping screws and a replaceable, chrome-plated ash tray insert.

E] COLOSSUS® RIGID PLASTIC LINER

Molded-in handle grips enable easy lifting and dumping.

Item #	Description	Size	Color	Case Pack	Case Weight	Case Cube
6456BK	Weighted Base	15¾" x 13¼" x 3"	Black	1	3.20 lbs.	0.420 ft.
6457BK	Tray Top	18½" x 14½" x 2¾"	Black	1	2.00 lbs.	0.430 ft.
6458BK	Ash Tray Top	13½" x 13¼" x 2¾"	Black	1	1.50 lbs.	0.340 ft.
6451BK	Rigid Liner / 45 gallon	21½" x 20½" x 24¼"	Black	1	12.20 lbs.	6.660 ft.
6561BK	Rigid Liner / 56 gallon	21½" x 20½" x 29½"	Black	1	13.68 lbs.	7.830 ft.



B]

6456BK



C]

6457BK

Trays not included.



D]

6458BK



E]

6451BK / 6561BK

RECEPTACLES, LIDS & ACCESSORIES

A] KING KAN®

Won't dent, crack, chip or warp even under the roughest conditions. Add optional 3" non-marking casters (order item #40211246) to the 35/50 gallon King Kan for increased mobility. King Kan lids feature two heavy-duty plated steel hinges, which eliminate awkward lifting, removing and repositioning of the lid. The lid sits tightly on the base to control odors, insects and pests.

Item #	Size	Color	Case Pack	Case Weight	Case Cube
5735BE	35 gal.	Beige	1	35.00 lbs.	7.720 ft.
5735BK	35 gal.	Black	1	35.00 lbs.	7.720 ft.
5735BN	35 gal.	Brown	1	35.00 lbs.	7.720 ft.
5750BE	50 gal.	Beige	1	42.00 lbs.	9.970 ft.
5750BK	50 gal.	Black	1	42.00 lbs.	9.970 ft.
5750BN	50 gal.	Brown	1	42.00 lbs.	9.970 ft.
*5765BK	65 gal.	Black	1	65.63 lbs.	14.480 ft.
*5765BN	65 gal.	Brown	1	65.63 lbs.	14.480 ft.

* Items are not FM Approved



B] RIGID PLASTIC LINER

Features two handle grip holes for easy removal.

Item #	Description	Fits	Color	Case Pack	Case Weight	Case Cube
6451BK	Rigid Plastic Liner	50 / 65 gallon sizes	Black	1	12.20 lbs.	6.670 ft.



C] KING KAN® POLY BAG

54 gallon bags are made of HDPE material and are .0009 mil thick.

Item #	Description	Fits	Color	Case Pack	Case Weight	Case Cube
1924	Poly Bag, 54 gal. / 50" x 43"	50 gallon size	White	100	13.00 lbs.	0.560 ft.



D] KING KAN® LEG KIT

Four pre-drilled, epoxy-coated steel legs are 2" high.

Item #	Description	Fits	Color	Case Pack	Case Weight	Case Cube
5766L	Leg Kit	All sizes	Black	1	2.70 lbs.	0.080 ft.



E] TILT-N-WHEEL®

These heavy-duty, 50 gallon capacity containers have a hinged, double-walled lid with standard 8" non-marking wheels.



Available in a Recycle model, see page 110 for details.

Item #	Size	Color	Case Pack	Case Weight	Case Cube
5850BK	50 gal.	Black	2	56.00 lbs.	18.540 ft.
5850YW	50 gal.	Yellow	2	56.00 lbs.	18.540 ft.



WASTE COLLECTION

RECEPTACLES, LIDS & ACCESSORIES

A] CORNER ROUND™

Fits into corners to utilize space. This durable plastic design will not rust, peel or fade. Its 21 gallon capacity and extra large opening make it ideal for school cafeterias, atriums, foyers, food courts, airport terminals, plazas, convention centers, etc. Base with a securing bag rim; hooded domed top lid is sold separately.



Available in a Recycle model, see page 109 for details.

Item #	Style / Size	Color	Case Pack	Case Weight	Case Cube
8324BE	Rim / 21 gal.	Beige	2	22.50 lbs.	6.340 ft.
8324BK	Rim / 21 gal.	Black	2	22.50 lbs.	6.340 ft.
8324BN	Rim / 21 gal.	Brown	2	22.50 lbs.	6.340 ft.
8324GY	Rim / 21 gal.	Grey	2	22.50 lbs.	6.340 ft.
8325BE	Dome / 21 gal.	Beige	1	14.00 lbs.	4.810 ft.
8325BK	Dome / 21 gal.	Black	1	14.00 lbs.	4.810 ft.
8325BN	Dome / 21 gal.	Brown	1	14.00 lbs.	4.810 ft.
8325GY	Dome / 21 gal.	Grey	1	14.00 lbs.	4.810 ft.



B] CORNER ROUND™ DOLLY

This black, powder-coated steel Dolly has five 3", non-marking, all swivel casters. It turns our Corner Round Receptacles into a mobile waste collection system. Sturdy handle makes moving the unit from place to place a breeze.

Item #	Color	Case Pack	Case Weight	Case Cube
8325-D	Black	1	21.30 lbs.	5.160 ft.



C] FLAT TOP

Dual, self-closing doors keep debris and odor inside, pests out. The two-door design allows positioning for access to both sides, which encourages use. Removable top provides easy access with no clumsy straps. The molded-in lock ring eyelet allows receptacle to be secured to a post or other structure, to protect from theft and high winds. Factory Mutual fire resistant design contains and extinguishes fires.

D] ASH TOP

Same features as the Flat Top version, with a chrome plated ashtray top. Ashtray top can be permanently attached or be free-floating for easy removal and dumping.

Item #	Size	Color	Case Pack	Case Weight	Case Cube
1432BE	24 gal.	Beige	1	23.50 lbs.	7.970 ft.
1432BK	24 gal.	Black	1	23.50 lbs.	7.970 ft.
1432BN	24 gal.	Brown	1	23.50 lbs.	7.970 ft.
1432GY	24 gal.	Grey	1	23.50 lbs.	7.970 ft.
1435BE	24 gal.	Beige	1	23.50 lbs.	7.970 ft.
1435BK	24 gal.	Black	1	23.50 lbs.	7.970 ft.
1435BN	24 gal.	Brown	1	23.50 lbs.	7.970 ft.
1435GY	24 gal.	Grey	1	23.50 lbs.	7.970 ft.



RECEPTACLES, LIDS & ACCESSORIES

AJ FUNNEL TOP

This big mouth receptacle encourages use because of its appealing open, funnel top design. With absolutely no metal parts, these containers are safe for secure areas in hospitals or prison systems. They are available in color choices to compliment any decor. The unique "key-way" feature and shoulder design allow poly liners to be secured, hiding unsightly 'bag skirt.' Plus, the molded-in lock ring eyelet secures Funnel Top from theft or high winds.

Item #	Size	Color	Case Pack	Case Weight	Case Cube
1430BE	24 gal.	Beige	1	23.00 lbs.	6.520 ft.
1430BK	24 gal.	Black	1	23.00 lbs.	6.520 ft.
1430BN	24 gal.	Brown	1	23.00 lbs.	6.520 ft.
1430GY	24 gal.	Grey	1	23.00 lbs.	6.520 ft.

AJ



Chain not included.



1430GY

BJ ROUN'TOP™

With absolutely no metal parts, these containers are safe for secure areas in hospitals or prison systems. The Roun'Top is Factory Mutual Approved, designed to contain and extinguish a fire, assuring safety. Available in either 18 or 24 gallon sizes to fit any need. Removable top allows easy access. Unique "key-way" notch secures poly liners with no clumsy straps to snag liners. Weather-proof design allows outdoor use with confidence. Plus, the molded-in lock ring eyelet secures Funnel Top from theft or high winds. Choose with rigid plastic liner or without liner for maximum gallon capacity.

Item #	Liner	Size	Color	Case Pack	Case Weight	Case Cube
1305BE	None	18 gal.	Beige	1	17.50 lbs.	5.520 ft.
1305BK	None	18 gal.	Black	1	17.50 lbs.	5.520 ft.
1305BN	None	18 gal.	Brown	1	17.50 lbs.	5.520 ft.
1305GY	None	18 gal.	Grey	1	17.50 lbs.	5.520 ft.
1307BE	Rigid Plastic	15 gal.	Beige	1	24.50 lbs.	5.520 ft.
1307BK	Rigid Plastic	15 gal.	Black	1	24.50 lbs.	5.520 ft.
1307BN	Rigid Plastic	15 gal.	Brown	1	24.50 lbs.	5.520 ft.
1307GY	Rigid Plastic	15 gal.	Grey	1	24.50 lbs.	5.520 ft.
1425BE	None	24 gal.	Beige	1	23.50 lbs.	7.970 ft.
1425BK	None	24 gal.	Black	1	23.50 lbs.	7.970 ft.
1425BN	None	24 gal.	Brown	1	23.50 lbs.	7.970 ft.
1425GY	None	24 gal.	Grey	1	23.50 lbs.	7.970 ft.
1427BE	Rigid Plastic	21 gal.	Beige	1	39.50 lbs.	7.970 ft.
1427BK	Rigid Plastic	21 gal.	Black	1	39.50 lbs.	7.970 ft.
1427BN	Rigid Plastic	21 gal.	Brown	1	39.50 lbs.	7.970 ft.
1427GY	Rigid Plastic	21 gal.	Grey	1	39.50 lbs.	7.970 ft.

BJ



1305BE / 1305BK / 1305BN / 1305GY



WASTE COLLECTION

RECEPTACLES, LIDS & ACCESSORIES

AJ DESIGN-LINE ROUN'TOP™

All the features of the standard Roun'Top, but in four granite finishes that provide the architectural appeal of a concrete or stone receptacle without the excessive weight or cost. Available in 18 or 24 gallon sizes to fit any need, Factory Mutual and CSFM Approved.

Item #	Size	Color	Case Pack	Case Weight	Case Cube
1305BKS	18 gal.	Blackstone	1	17.50 lbs.	5.520 ft.
1305BNS	18 gal.	Brownstone	1	17.50 lbs.	5.520 ft.
1305GYS	18 gal.	Greystone	1	17.50 lbs.	5.520 ft.
1305SDS	18 gal.	Sandstone	1	17.50 lbs.	5.520 ft.
1425BKS	24 gal.	Blackstone	1	23.50 lbs.	7.790 ft.
1425BNS	24 gal.	Brownstone	1	23.50 lbs.	7.790 ft.
1425GYS	24 gal.	Greystone	1	23.50 lbs.	7.790 ft.
1425SDS	24 gal.	Sandstone	1	23.50 lbs.	7.790 ft.



This product aids in conforming to the OSHA regulation 1910.1030 known as "Occupational Exposure to Bloodborne Pathogens." The line is Factory Mutual (FM) and California State Fire Marshal (CSFM) approved for fire safety. Lid attachment is covered on top so dirt does not collect in the hinge. 23 gallon version has covered wheels for mobility and cleanliness. The Spine is designed to be flexible, keeping it from breaking if the lid is held down when the pedal is stepped on. Unique "key-way" notch holds standard size poly liners.

BJ STEP ON



Step pedal provides convenient, hands-free and hygienic disposal of waste. Lids close securely to base, keeping odors contained. Can be used with standard poly liners. 23 gallon version has wheels and wire frame for ease of mobility.

Item #	Size	Color	Case Pack	Case Weight	Case Cube
8BE	8 gal.	Beige	1	7.20 lbs.	2.670 ft.
8RD	8 gal.	Red	1	7.20 lbs.	2.670 ft.
8WH	8 gal.	White	1	7.20 lbs.	2.670 ft.
12BE	12 gal.	Beige	1	8.45 lbs.	3.710 ft.
12RD	12 gal.	Red	1	8.45 lbs.	3.710 ft.
12WH	12 gal.	White	1	8.45 lbs.	3.710 ft.
18BE	18 gal.	Beige	1	11.00 lbs.	4.800 ft.
18GN	18 gal.	Green	1	11.00 lbs.	4.800 ft.
18RD	18 gal.	Red	1	11.00 lbs.	4.800 ft.
18WH	18 gal.	White	1	11.00 lbs.	4.800 ft.
23BE	23 gal.	Beige	1	13.00 lbs.	5.920 ft.
23GN	23 gal.	Green	1	13.00 lbs.	5.920 ft.
23RD	23 gal.	Red	1	13.00 lbs.	5.920 ft.
23WH	23 gal.	White	1	13.00 lbs.	5.920 ft.



CJ STEP-ON LINERS

Item #	Fits	Color	Case Pack	Case Weight	Case Cube
15	18 gal.	Black	1	5.80 lbs.	3.000 ft.
19	23 gal.	Black	1	7.60 lbs.	3.780 ft.



RECEPTACLES, LIDS & ACCESSORIES

AJ WALL HUGGER®

Continental® Wall Huggers have a sleek and attractive design that holds either 16 or 23 gallons of waste, but protrude less than one foot from the wall! The smooth, seamless design provides prolonged life and promotes easy cleaning. The line includes a version with built-in handles which provide ease of transport and a secure area to grasp when lifting and dumping. The addition of a Wall Hugger Drop Shot Lid helps to conceal waste while providing an inviting, enlarged opening for waste disposal. The 8¹/₄" x 16³/₄" opening is the largest available in a Wall Hugger style receptacle!

Item #	Size / Style	Color	Case Pack	Case Weight	Case Cube
8316BE	16 gal.	Beige	4	22.50 lbs.	5.050 ft.
8316BK	16 gal.	Black	4	22.50 lbs.	5.050 ft.
8316BN	16 gal.	Brown	4	22.50 lbs.	5.050 ft.
8316GY	16 gal.	Grey	4	22.50 lbs.	5.050 ft.
H8316BE	16 gal. w/handles	Beige	4	23.20 lbs.	5.680 ft.
H8316BK	16 gal. w/handles	Black	4	23.20 lbs.	5.680 ft.
H8316BN	16 gal. w/handles	Brown	4	23.20 lbs.	5.680 ft.
H8316GY	16 gal. w/handles	Grey	4	23.20 lbs.	5.680 ft.
8322BE	23 gal.	Beige	4	27.10 lbs.	6.200 ft.
8322BK	23 gal.	Black	4	27.10 lbs.	6.200 ft.
8322BN	23 gal.	Brown	4	27.10 lbs.	6.200 ft.
8322GY	23 gal.	Grey	4	27.10 lbs.	6.200 ft.
H8322BE	23 gal. w/handles	Beige	4	27.75 lbs.	7.150 ft.
H8322BK	23 gal. w/handles	Black	4	27.75 lbs.	7.150 ft.
H8322BN	23 gal. w/handles	Brown	4	27.75 lbs.	7.150 ft.
H8322GY	23 gal. w/handles	Grey	4	27.75 lbs.	7.150 ft.



AJ

Bag Cinch eliminates the need to tie knots in poly liners!

Recessed hand-hold area on bottom for easy lifting and emptying.



Available in a Recycle model, see page 108 for details.

H8322BE / 8322BK
(shown with 8320 Dolly and 7325 Drop Shot Lids)

BJ WALL HUGGER® LIDS

Item #	Size / Style	Color	Case Pack	Case Weight	Case Cube
7315GY	Lid w/handles	Grey	4	4.00 lbs.	1.000 ft.
7325BE	Drop Shot Lid	Beige	4	12.50 lbs.	1.600 ft.
7325BK	Drop Shot Lid	Black	4	12.50 lbs.	1.600 ft.
7325BN	Drop Shot Lid	Brown	4	12.50 lbs.	1.600 ft.
7325GY	Drop Shot Lid	Grey	4	13.20 lbs.	1.600 ft.
T7318BK	Push Door Lid	Black	4	23.20 lbs.	5.680 ft.
T7318BNBE	Push Door Lid	Brown/Beige	4	23.20 lbs.	5.680 ft.
T7318GY	Push Door Lid	Grey	4	23.20 lbs.	5.680 ft.

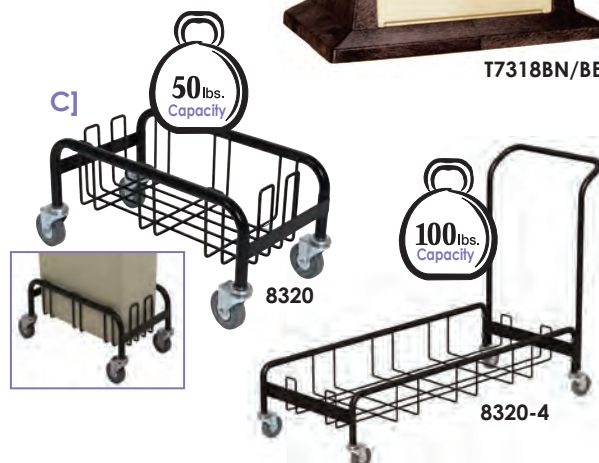
BJ



CJ WALL HUGGER® DOLLIES

The Wall Hugger line offers both Single and Quad-Collection Dollies. These attractive, black powder-coated steel Dollies have 3", non-marking, all swivel casters, enabling them to turn any CMC Wall Hugger or other receptacle into a mobile waste collection system.

Item #	Description	Color	Case Pack	Case Weight	Case Cube
8320	Single Dolly	Black	2	19.50 lbs.	1.650 ft.
8320-4	Quad Dolly	Black	1	21.40 lbs.	3.525 ft.



WASTE COLLECTION

RECEPTACLES, LIDS & ACCESSORIES

A] HALF ROUND WALL HUGGER®

The Half Round completes the popular Wall Hugger Line. Its smaller footprint and impressive 21 gallon capacity is ideal for today's space-efficient workplace. Rounded front and sides allow use where other square or rectangular containers would interfere with traffic. Can be suspended off of the floor with our 8319 Mounting Bracket, below.



Available in a Recycle model, see page 107 for details.

Item #	Size	Color	Case Pack	Case Weight	Case Cube
8321BE	21 gal.	Beige	2	15.20 lbs.	8.780 ft.
8321BK	21 gal.	Black	2	15.20 lbs.	8.780 ft.
8321GY	21 gal.	Grey	2	15.20 lbs.	8.780 ft.



A]

8321GY

B] WALL HUGGER® MOUNTING BRACKET

A single Bracket securely mounts any Wall Hugger receptacle, including the Half Round, to the wall. Elevating the receptacle allows easy cleaning of the floor under and around it.

Item #	Description	Color	Case Pack	Case Weight	Case Cube
8319	Mounting Bracket	Grey	4	3.64 lbs.	0.040 ft.

B]



8319

WASTE BASKETS

Indoor wastebaskets are ideal for schools, offices, healthcare and more. From UL classified products to economic desk side wastebaskets, these sleek and simple products provide solutions to meet all of your needs.

C] SWINGLINE™

Square Swingline containers provide 25% more capacity which equates to labor and poly liner savings. The rolled rim provides strength and a convenient area to lift or pull. Reinforced base will take rough commercial use and they nest for easy storage. Compatible with the T1700 Tip Top, 1600 Swing Top or 1702 Drop Shot lids.



Available in a Recycle model, see page 107 for details.

Item #	Size	Color	Case Pack	Case Weight	Case Cube
25BE	25 gal.	Beige	4	33.32 lbs.	8.440 ft.
25BK	25 gal.	Black	4	33.32 lbs.	8.440 ft.
25BN	25 gal.	Brown	4	33.32 lbs.	8.440 ft.
25GY	25 gal.	Grey	4	33.32 lbs.	8.440 ft.
32BE	32 gal.	Beige	4	35.00 lbs.	9.280 ft.
32BK	32 gal.	Black	4	35.00 lbs.	9.280 ft.
32BN	32 gal.	Brown	4	35.00 lbs.	9.280 ft.
32GY	32 gal.	Grey	4	35.00 lbs.	9.280 ft.

C]



32BN / 25BK / 25BE / 25GY



WASTEBASKETS

A] DROP SHOT LID

Accommodating up to a 16" pizza box, this two-door, center drop design has counter-weight flippers. This allows hands-free opening and closing; perfect for high-volume areas.

Item #	Fits	Color	Case Pack	Case Weight	Case Cube
1702BE	#25 & #32	Beige	4	17.76 lbs.	3.040 ft.
1702BK	#25 & #32	Black	4	17.76 lbs.	3.040 ft.
1702BN	#25 & #32	Brown	4	17.76 lbs.	3.040 ft.
1702GY	#25 & #32	Grey	4	17.76 lbs.	3.040 ft.

A]



1702GY

B] SWING TOP LID

Swing Top's opening makes refuse disposal easy. Peaked design is counter-weighted and automatically closes to hide trash. Sloped surfaces discourage cigarette and waste accumulation.

Item #	Fits	Color	Case Pack	Case Weight	Case Cube
T1600BE	#25 & #32	Beige	4	11.88 lbs.	4.160 ft.
T1600BK	#25 & #32	Black	4	11.88 lbs.	4.160 ft.
T1600BN	#25 & #32	Brown	4	11.88 lbs.	4.160 ft.
T1600GY	#25 & #32	Grey	4	11.88 lbs.	4.160 ft.

B]



T1600BN

C] TIP TOP LID

Center gravity, hands-free opening encourages use and automatically closes to hide trash. No metal parts to rust or break.

Item #	Fits	Color	Case Pack	Case Weight	Case Cube
T1700BE	#25 & #32	Beige	4	11.80 lbs.	2.240 ft.
T1700BK	#25 & #32	Black	4	11.80 lbs.	2.240 ft.
T1700BN	#25 & #32	Brown	4	11.80 lbs.	2.240 ft.
T1700GY	#25 & #32	Grey	4	11.80 lbs.	2.240 ft.
T1700WH	#25 & #32	White	4	11.80 lbs.	2.240 ft.

C]



T1700BK

D] UL CLASSIFIED RECTANGULAR WASTEBASKET

Required baskets for healthcare and preferred elsewhere for the extra measure of fire safety. Non-metallic wastepaper container, classified by Underwriters Laboratories, Inc., only as to contain burning paper without melting or contributing fuel to the container contents.

Item #	Size	Color	Case Pack	Case Weight	Case Cube
2907SD	7 qt.	Sand	6	13.56 lbs.	0.780 ft.
2914BK	14 qt.	Black	6	24.48 lbs.	1.320 ft.
2914SD	14 qt.	Sand	6	24.48 lbs.	1.320 ft.
2927BK	27 ⁵ / ₈ qt.	Black	6	40.32 lbs.	2.730 ft.
2927BN	27 ⁵ / ₈ qt.	Brown	6	40.32 lbs.	2.730 ft.
2927GY	27 ⁵ / ₈ qt.	Grey	6	40.32 lbs.	2.730 ft.
2927SD	27 ⁵ / ₈ qt.	Sand	6	40.32 lbs.	2.730 ft.

D]



2907SD / 2914BK / 2927BN



WASTE COLLECTION

WASTEBASKETS

A] STEELINE™ METAL WASETBASKET

Steeline Wastebaskets are built for strength and beauty, exceeding industry standards for durability and performance. Fire safe steel adds an additional dimension of safety for protection against fire escalating or spreading. The rolled wire rim, double lock seams, embossed side panels and heavier gauge metal provide extra strength and superior dent resistance. The polyester powder coating process prevents scratches, chipping and rust. With the recessed bottom and metal construction, these containers will not burn or transfer heat to the floor.

Item #	Size	Color	Case Pack	Case Weight	Case Cube
71NBK	26 qt.	Black	6	22.00 lbs.	2.380 ft.
71NBN	26 qt.	Brown	6	22.00 lbs.	2.380 ft.
71NGY	26 qt.	Grey	6	22.00 lbs.	2.380 ft.
72NBE	49 qt.	Beige	3	20.00 lbs.	4.010 ft.
72NGY	49 qt.	Grey	3	20.00 lbs.	4.010 ft.
75NBE	80 qt.	Beige	3	28.00 lbs.	4.010 ft.
75NGY	80 qt.	Grey	3	28.00 lbs.	4.010 ft.



B] COMMERCIAL PLASTIC WASTEBASKET

The low profile and sleek, attractive design of these wastebaskets make them the right choice for a variety of applications such as classroom, office, commercial and institutional use.



Available in a Recycle model, see page 106 for details.

Item #	Size / Shape	Color	Case Pack	Case Weight	Case Cube
818BE	8 qt. Rectangle	Beige	12	9.00 lbs.	2.310 ft.
818BK	8 qt. Rectangle	Black	12	9.00 lbs.	2.310 ft.
818GY	8 qt. Rectangle	Grey	12	9.00 lbs.	2.310 ft.
1358BE	13 ⁵ / ₈ qt. Rectangle	Beige	12	15.00 lbs.	1.680 ft.
1358BK	13 ⁵ / ₈ qt. Rectangle	Black	12	15.00 lbs.	1.680 ft.
1358BN	13 ⁵ / ₈ qt. Rectangle	Brown	12	15.00 lbs.	1.680 ft.
1358GN	13 ⁵ / ₈ qt. Rectangle	Green	12	15.00 lbs.	1.680 ft.
1358GY	13 ⁵ / ₈ qt. Rectangle	Grey	12	15.00 lbs.	1.680 ft.
2818BE	28 ¹ / ₈ qt. Rectangle	Beige	12	27.00 lbs.	2.880 ft.
2818BK	28 ¹ / ₈ qt. Rectangle	Black	12	27.00 lbs.	2.880 ft.
2818BN	28 ¹ / ₈ qt. Rectangle	Brown	12	27.00 lbs.	2.880 ft.
2818GN	28 ¹ / ₈ qt. Rectangle	Green	12	27.00 lbs.	2.880 ft.
2818GY	28 ¹ / ₈ qt. Rectangle	Grey	12	27.00 lbs.	2.880 ft.
4114BE	41 ¹ / ₈ qt. Rectangle	Beige	12	35.16 lbs.	3.480 ft.
4114BK	41 ¹ / ₈ qt. Rectangle	Black	12	35.16 lbs.	3.480 ft.
4114BN	41 ¹ / ₈ qt. Rectangle	Brown	12	35.16 lbs.	3.480 ft.
4114GN	41 ¹ / ₈ qt. Rectangle	Green	12	35.16 lbs.	3.480 ft.
4114GY	41 ¹ / ₈ qt. Rectangle	Grey	12	35.16 lbs.	3.480 ft.
4438BE	43 ³ / ₈ qt. Round	Beige	6	15.00 lbs.	3.900 ft.
4438GY	43 ³ / ₈ qt. Round	Grey	6	15.00 lbs.	3.900 ft.



SMOKING RECEPTACLES

Our outdoor receptacles hold over 3000 extinguished cigarettes, while allowing minimal smoke exit and minimum water entry. We also offer indoor floor urns and wall mount receptacles.

A] SMOKING RECEPTACLE

Designed for outdoor use. Galvanized inner liner included.

Item #	Description	Color	Case Pack	Case Weight	Case Cube
887BE	Classic	Beige	1	8.40 lbs.	3.130 ft.
887BK	Classic	Black	1	8.40 lbs.	3.130 ft.
887GY	Classic	Grey	1	8.40 lbs.	3.130 ft.
889	Cactus	Green/Tan	1	9.16 lbs.	3.130 ft.

B] ASH RECEPTACLE

Easy wall-mount. Push button drops debris into liner. Liner included.

Item #	Size	Color	Case Pack	Case Weight	Case Cube
132	3 ¹³ / ₁₆ " x 2 ⁵ / ₁₆ " x 4"	Chrome	12	11.04 lbs.	0.840 ft.
650	8 ¹³ / ₁₆ " x 7 ¹ / ₂ " x 9 ⁹ / ₁₆ "	Chrome	6	27.72 lbs.	3.720 ft.

C] FLOOR SAND URN

Rugged structural plastic. Includes a chrome plated ashtray top.

Item #	Size	Color	Case Pack	Case Weight	Case Cube
888BK	20" x 10" dia.	Black	1	7.31 lbs.	1.280 ft.
888BN	20" x 10" dia.	Brown	1	7.31 lbs.	1.280 ft.

D] ASH & TRASH RECEPTACLE

Combination sand urn and waste receptacle. Structural plastic with a galvanized metal liner.

Item #	Size	Color	Case Pack	Case Weight	Case Cube
885BK	23 ¹³ / ₁₆ " x 10" dia.	Black	1	12.50 lbs.	2.130 ft.

E] ASH TOP RECEPTACLE

Dual, self-closing doors keep debris and odor inside, pests out. Chrome plated ashtray top provides easy access with no clumsy straps.

Item #	Size	Color	Case Pack	Case Weight	Case Cube
1435BE	24 gal.	Beige	1	23.50 lbs.	7.970 ft.
1435BK	24 gal.	Black	1	23.50 lbs.	7.970 ft.
1435BN	24 gal.	Brown	1	23.50 lbs.	7.970 ft.
1435GY	24 gal.	Grey	1	23.50 lbs.	7.970 ft.

F] COLOSSUS® ASH TRAY TOP

Attaches to any Colossus Receptacle without power tools. Includes four self-tapping screws and a replaceable, chrome-plated ash tray insert.

Item #	Size	Color	Case Pack	Case Weight	Case Cube
6458BK	13 ¹ / ₂ " x 13 ¹ / ₄ " x 2 ⁵ / ₈ "	Black	1	1.50 lbs.	0.340 ft.



Colossus receptacles can be found on page 96.

WASTE COLLECTION

RECYCLING

Continental® has a wide variety of recycling receptacles that promote and enhance a comprehensive recycling program. Made from recycled resins, our products are highly functional and durable. Innovative, sleek and attractive designs encourage users to support recycling programs.



Products in this section are produced using recycled material.

RECYCLING WASTEBASKETS

COMMERCIAL WASTEBASKET

The low profile design of these rectangular wastebaskets make them ideal for a variety of recycle applications such as classroom, office, commercial or institutional use.

Item #	Size / Shape	Color	Case Pack	Case Weight	Case Cube
1358-1	13 ⁵ / ₈ qt. Rectangle	Blue	12	15.00 lbs.	1.680 ft.
1358-2	13 ⁵ / ₈ qt. Rectangle	Green	12	15.00 lbs.	1.680 ft.
2818-1	28 ¹ / ₈ qt. Rectangle	Blue	12	27.00 lbs.	2.880 ft.
2818-2	28 ¹ / ₈ qt. Rectangle	Green	12	27.00 lbs.	2.880 ft.
4114-1	41 ¹ / ₈ qt. Rectangle	Blue	12	35.16 lbs.	3.480 ft.
4114-2	41 ¹ / ₈ qt. Rectangle	Green	12	35.16 lbs.	3.480 ft.



2818-1



1358-2



1358-2 / 4114BK



1358GY / 4114-1

Did you know...

that multi-stream, waste collection options can be created by combining 1358 and 4114 wastebaskets? See page 104 for all non-recycle color options.

RECYCLING RECEPTACLES

A] HALF ROUND WALL HUGGER® RECYCLE RECEPTACLE

This Wall Hugger has a smaller footprint and an impressive 21 gallon capacity, making it ideal for today's space-efficient workplace. The rounded front and sides allow use where other square or rectangular containers would interfere with traffic. The Half Rounds may be suspended off of the floor with our 8319 Mounting Bracket, found on page 102.

Item #	Size	Color	Case Pack	Case Weight	Case Cube
8321-1	21 gal.	Blue	2	15.20 lbs.	8.780 ft.



B] SWINGLINE™

The Continental® Square SwingLine containers provide 25% more capacity than round containers of the same height, which equates to labor and poly liner savings. The rolled rim provides strength as well as a convenient area to lift or pull. Reinforced base will take rough commercial use and they nest for easy storage. Two 50-1 receptacles fit on a 8320-4 Quad-Collection Dolly (seen on page 102).

Item #	Description	Size	Color	Case Pack	Case Weight	Case Cube
25-1	Swingline Receptacle	25 gal.	Blue	4	33.80 lbs.	4.880 ft.
32-1	Swingline Receptacle	32 gal.	Blue	4	35.00 lbs.	9.820 ft.
50-1	Swingline Receptacle	50 gal.	Blue	4	64.00 lbs.	13.770 ft.



C] SWINGLINE™ TIP TOP LID

This lid uses gravity to create a hands-free opening. Automatically closes to conceal trash. Fits 25 and 32 gallon Swingline receptacles.


Item #	Description	Size	Color	Case Pack	Case Weight	Case Cube
T1700WH	Swingline Tip Top Lid	fits 25-1 & 32-1	White	4	11.80 lbs.	2.240 ft.



D] SWINGLINE™ RECYCLING LIDS

These lids are specifically designed to accommodate either paper or bottle/can refuse. Both styles are available to fit any size Swingline Receptacle.

Item #	Description	Size	Color	Case Pack	Case Weight	Case Cube
1725-1	Swingline Recycle Lid w/slot	fits 25-1 & 32-1	Blue	4	7.50 lbs.	2.915 ft.
1750-1	Swingline Recycle Lid w/slot	fits 50-1	Blue	2	7.70 lbs.	2.679 ft.
1725-2	Swingline Recycle Lid w/hole	fits 25-1 & 32-1	Blue	4	7.50 lbs.	2.915 ft.



WASTE COLLECTION

RECYCLING RECEPTACLES

AJ WALL HUGGER® RECYCLE RECEPTACLE

Built of durable plastic, these receptacles work efficiently in tight spaces. Their sleek, attractive design holds either 16 or 23 gallons of recyclables, but protrude less than one foot from the wall. A molded-in bag cinch eliminates the need to tie knots in poly liners. The base features molded-in hand grips which provide a secure area to grasp when lifting or dumping. Designed with smooth, seamless construction for easy cleaning and prolonged life. The 23 gallon size is 30" tall, making it ideal for placement under standard work tables.

Item #	Size / Style	Color	Case Pack	Case Weight	Case Cube
*8322BK	23 gal.	Black	4	27.10 lbs.	6.200 ft.
8322-1	23 gal.	Blue	4	27.10 lbs.	6.200 ft.
8322-2	23 gal.	Green	4	27.10 lbs.	6.200 ft.
*8316BK	16 gal.	Black	4	22.50 lbs.	5.050 ft.
*H8322BK	23 gal. w/handles	Black	4	27.10 lbs.	7.150 ft.
H8322-1	23 gal. w/handles	Blue	4	27.10 lbs.	7.150 ft.
H8322-2	23 gal. w/handles	Green	4	27.10 lbs.	7.150 ft.
*H8316BK	16 gal. w/handles	Black	4	22.50 lbs.	5.050 ft.

*Items are not stamped with recycle symbol.

BJ WALL HUGGER® MOUNTING BRACKET

A single Bracket securely mounts any Wall Hugger receptacle, including the Half Round, to the wall. Elevating the receptacle allows easy cleaning of the floor under and around it.

Item #	Description	Color	Case Pack	Case Weight	Case Cube
8319	Mounting Bracket	Grey	4	3.64 lbs.	0.040 ft.

CJ WALL HUGGER® RECYCLE LIDS

Wall Hugger Recycle Lids encourage users to sort their recyclables and are color-coded to make the identification easier. Lids fit all rectangular Wall Hugger receptacles.

Item #	Size / Style	Color	Case Pack	Case Weight	Case Cube
7315GN	Lid w/center handle	Green	4	4.00 lbs.	1.000 ft.
7315GY	Lid w/center handle	Grey	4	4.00 lbs.	1.000 ft.
7316BL	Lid w/holes	Blue	4	4.00 lbs.	1.000 ft.
7316GN	Lid w/holes	Green	4	4.00 lbs.	1.000 ft.
7316YW	Lid w/holes	Yellow	4	4.00 lbs.	1.000 ft.
7317BL	Lid w/slot	Blue	4	4.00 lbs.	1.000 ft.

DJ WALL HUGGER® DOLLIES

The Wall Hugger line offers both Single and Quad-Collection Dollies. These attractive, black powder-coated steel Dollies have 3", non-marking, all swivel casters, enabling them to turn any CMC Wall Hugger or other receptacle into a mobile waste or recycle collection system.

Item #	Description	Color	Case Pack	Case Weight	Case Cube
8320	Single Dolly	Black	2	17.00 lbs.	1.650 ft.
8320-4	Quad Dolly	Black	1	18.00 lbs.	3.525 ft.



8322-1 / H8322-2

Shown with Quad Dolly and Wall Hugger Recycle Lids.



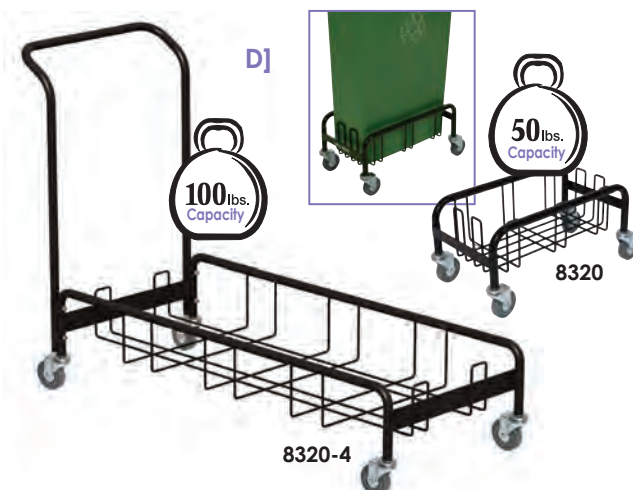
8319



7315GY / 7316GN / 7316YW / 7317BL



Wall Hugger Recycle Lids come with trilingual (Eng/Sp/Fr) Recycle Material ID Labels to make sorting easy!



8320-4

RECYCLING RECEPTACLES

A] CORNER ROUND™ RECYCLING STATION

Combine the Recycle Round Dolly and color-coded Corner Round Receptacles to create a unique recycling collection system that promotes a comprehensive recycling program. Products are sold separately, allowing the creation of customized recycling programs for any application! Corner Round Recycling Station is ideal for open settings like school cafeterias, atriums, foyers, food courts, airport terminals, plazas, convention centers, etc.

Item #	Size	Color/Style	Case Pack	Case Weight	Case Cube
8325-1	21 gal.	Blue w/Slot	1	14.00 lbs.	4.810 ft.
8325-2	21 gal.	Green w/Hole	1	14.00 lbs.	4.810 ft.
8325-3	21 gal.	Yellow w/Hole	1	14.00 lbs.	4.810 ft.
8325-4	21 gal.	Grey w/Opening	1	14.00 lbs.	4.810 ft.



GLASS/PLASTIC/
ALUMINUM

Trilingual (Eng/Sp/
Fr) "Recycle Material ID Labels" are also included to make sorting easy!

Corner Round Recycle Receptacles have a unique 'Key-Way' feature and shoulder design that allow a poly liner to be secured, while hiding the unsightly bag "skirt," to maintain a clean, professional appearance.

Corner Round Receptacles shown on a Recycle Round Dolly

B] RECYCLE ROUND™ DOLLY

This black, powder-coated steel Dolly has five 3", non-marking, all swivel casters. It turns Corner Round Receptacles into a mobile waste collection system. Sturdy handle makes moving the unit from place to place a breeze.

Item #	Color	Case Pack	Case Weight	Case Cube
8325-D	Black	1	21.30 lbs.	5.160 ft.

B]



Shown with
Corner Round
Receptacles

8325-D

C] COLOSSUS® RECYCLING STATION

These high capacity recycle stations use color-coded, hinged recycle lids to promote and encourage users to sort their recyclables! Trilingual Material ID Labels (included) make sorting recyclables easy and allows the user to customize a program to their facility. Two rigid plastic liners allow convenient and efficient separation of recyclables for multi-stream collection. Rigid liners are easily removed for emptying and cleaning. Four color-coded lids are included.

Item #	Size	Color	Case Pack	Case Weight	Case Cube
645-1	45 gal.	Blue	1	36.25 lbs.	14.319 ft.
656-1	56 gal.	Blue	1	42.00 lbs.	16.529 ft.

C]



Base shown with
all lid options.

645-1

WASTE COLLECTION

RECYCLING RECEPTACLES

A] HUSKEE™ ROUND

Molded of engineered resins with seamless construction, the Huskee is a strong, long-lasting receptacle ideal for recycling applications. Other lid options are available on pages 92 & 93.

Item #	Size	Color	Case Pack	Case Weight	Case Cube
2000-1	20 gal.	Blue	6	38.76 lbs.	10.920 ft.
3200-1	32 gal.	Blue	6	57.60 lbs.	16.690 ft.
4444-1	44 gal.	Blue	4	50.48 lbs.	21.040 ft.

A] B]



3200-1 / 3201-1



Built-in Huskee Bag Cinch secures the poly liner to the receptacle rim, eliminating the need to tie knots in it!

B] HUSKEE™ ROUND FLAT, RECYCLE LID

Center hole and permanent "Cans Only" imprint, to encourage use.

Item #	Size	Color	Case Pack	Case Weight	Case Cube
3201-1	Fits 3200-1	White	6	13.80 lbs.	3.420 ft.

C] HUSKEE™ SQUARE

Molded of engineered resins with seamless construction, the Huskee is a strong, long-lasting receptacle ideal for recycling applications. Available in two size options; 48 gallon with handles and 55 gallon without handles. 55 gallon receptacle accepts the 5556-1 lid. Other lid options are available on page 95.

Item #	Size	Color	Case Pack	Case Weight	Case Cube
4000-1	48 gal.	Blue	4	38.76 lbs.	10.920 ft.
5555-1	55 gal.	Blue	4	57.60 lbs.	16.690 ft.

C]



4000-1

D]



5556-1

D] HUSKEE™ DOME LID WITH HOLES

Molded of engineered resins with seamless construction. Accepts bottles or cans - fits the Huskee 5555-1.

Item #	Size	Color	Case Pack	Case Weight	Case Cube
5556-1	Fits 5555-1	Blue	1	13.80 lbs.	3.420 ft.

E] TILT-N-WHEEL®

This 50 gallon container has a hinged double walled lid with standard 8" non-marking wheels.

Item #	Size	Color	Case Pack	Case Weight	Case Cube
5850-1	50 gal.	Blue	2	56.00 lbs.	18.540 ft.

E]



5850-1

MATERIAL HANDLING

A] CURBSIDE BIN

Used by environmentally conscious cities for curb side recycle collection. This bin is durable and lightweight. Drain holes in base of bin prevent accumulation of rainwater. Notched sides allow units to be cross-stacked. For convenient indoor recycle collection, one or two Curbside Bins can be used with the MFT-5BK Trolley (shown on page 28).

Item #	Size	Color	Case Pack	Case Weight	Case Cube
5914-1	14 gal.	Blue	12	47.40 lbs.	6.600 ft.



B] CUBE TRUCK

This 16 cubic foot Cube Truck features 3" casters placed in a diamond configuration. Two stationary and two fixed casters allow this unit to be turned on its own axis for greater mobility. Ideal for bulk recycle collection. 400 lb. weight capacity.

Item #	Size	Color	Case Pack	Case Weight	Case Cube
5916-1	16 cu. ft.	Blue	1	50.00 lbs.	25.460 ft.



C] TILT TRUCK

Features one-piece, extra strong seamless industrial plastic construction. Inset wheel placement prevents wall/door damage and allows for nesting in shipment and in storage. Fits through standard office doorways. 750 lb. capacity.

Item #	Size	Color	Case Pack	Case Weight	Case Cube
5840-1	$\frac{5}{8}$ cu. yd.	Blue	1	76.00 lbs.	43.110 ft.



MATERIAL





ALL HANDLING

These are the bad boys of our industry. Designed to last, while hauling heavy loads of the most random items you can find, these trucks and carts won't rust or distort. With a wide range of sizes and capacities, we've made sure that one person handling, easy clean up, and storage all come standard.

MATERIAL HANDLING

TILT TRUCKS

All sizes and capacities come standard with heavy gauge, enamel-coated steel frames. These units are designed to last, with plated caster housings and hardware. Metal frames are tucked into the profile of the units to support heavy loads and to prevent bulging and tub distortion.



A] 5/8 CUBIC YARD TILT TRUCKS & COVER

All models feature one-piece extra strong seamless industrial plastic construction. Inset wheel placement prevents wall/door damage and allows for nesting in shipment and in storage. Fits through standard office doorways. Optional domed, center-hinged lid helps to contain odors and keep pests out. Stainless steel piano hinge will not rust.

Item #	Description	Capacity	Color	Case Pack	Case Weight	Case Cube
5839BK	5/8 cu. yd. Utility Tilt Truck	300 lbs.	Black	1	55.00 lbs.	43.110 ft.
5840BK	5/8 cu. yd. Standard Tilt Truck	750 lbs.	Black	1	76.00 lbs.	43.110 ft.
5845BK	5/8 cu. yd. Heavy-Duty Tilt Truck	1,200 lbs.	Black	1	76.00 lbs.	43.110 ft.
5843BK	Cover - fits all 5/8 cu. yd. Tilt Truck	---	Black	1	22.52 lbs.	8.640 ft.

A]



Available in a Recycle model, see page 111 for details.

B] 1.1 CUBIC YARD TILT TRUCKS & COVER

All models are equipped with deluxe roller bearing wheels and heavy-duty casters. Wheels are inset to fit standard office doorways and to reduce wall and door damage. This Tilt Truck is easily handled by one person and can be easily cleaned with steam or high pressure hot water. Optional domed, center-hinged lid helps to contain odors and keep pests out. Stainless steel piano hinge will not rust.

Item #	Description	Capacity	Color	Case Pack	Case Weight	Case Cube
5833BK	1.1 cu. yd. Standard Tilt Truck	800 lbs.	Black	1	75.00 lbs.	55.280 ft.
5835BK	1.1 cu. yd. Heavy-Duty Tilt Truck	2,000 lbs.	Black	1	120.00 lbs.	55.280 ft.
5837BK	Cover - fits all 1.1 cu. yd. Tilt Truck	---	Black	1	22.52 lbs.	8.640 ft.

B]



TILT TRUCKS

A] 1.5 CUBIC YARD TILT TRUCKS & COVER

All models are equipped with deluxe roller bearing wheels and heavy-duty casters. Easily handled by one person and ideal for industrial/commercial applications. Optional domed, center-hinged lid helps to contain odors and keep pests out. Stainless steel piano hinge will not rust.

Item #	Description	Capacity	Color	Case Pack	Case Weight	Case Cube
5849BK	1.5 cu. yd. Standard Tilt Truck	1,200 lbs.	Black	1	173.00 lbs.	102.380 ft.
5852BK	1.5 cu. yd. Heavy-Duty Tilt Truck	2,100 lbs.	Black	1	158.00 lbs.	102.380 ft.
5853BK	Cover - fits all 1.5 cu. yd. Tilt Truck	- - -	Black	1	32.00 lbs.	18.300 ft.



PLATFORM TRUCKS

Continental® offers three grades of platform trucks in three popular sizes. Folding and removable handles enable them to be used in a variety of hauling situations.

B] COMPACT PLATFORM TRUCK

This sturdy cart easily transports bulky loads with ease, while three-position handle folds flat for compact storage. Non-skid platform surface and deck channel retain small items. Two molded tie-down slots enable loads to be secured. Handle is 39" high. Non-marking 5" casters - back casters swivel, front are stationary. Weight capacity is 250 lbs.

Item #	Description	Capacity	Deck Size	Caster Size	Color	Case Pack	Case Weight	Case Cube
5855	Compact Platform Truck	250 lbs.	31" x 24"	5"	Black	1	23.20 lbs.	2.080 ft.



MATERIAL HANDLING

PLATFORM TRUCKS

AJ PLATFORM TRUCKS

Structural plastic construction and rounded corners protect against accidental wall and door damage. No bumpers required. Unlike conventional metal or wood, plastic construction will not rust, dent, crack, chip, peel or splinter. All platform trucks come in charcoal grey and feature a heavy-duty, reinforced steel handle. Casters: two fixed (stationary) and two swivel.

Item #	Description	Capacity	Deck Size	Caster Size	Color	Case Pack	Case Weight	Case Cube
5860	Utility	700 lbs.	24" x 48"	5"	Grey	1	68.06 lbs.	6.420 ft.
5865	Standard	1,200 lbs.	24" x 48"	6"	Grey	1	75.50 lbs.	7.170 ft.
5870	Heavy-Duty	2,200 lbs.	24" x 48"	8"	Grey	1	78.88 lbs.	8.500 ft.
5875	Utility	700 lbs.	30" x 60"	5"	Grey	1	72.56 lbs.	10.030 ft.
5880	Standard	1,200 lbs.	30" x 60"	6"	Grey	1	80.00 lbs.	11.200 ft.
5885	Heavy-Duty	2,200 lbs.	30" x 60"	8"	Grey	1	83.38 lbs.	13.280 ft.



5880

CUBE TRUCK

Cube Trucks are so agile that they can literally turn on a dime! Their 400 pound capacity is ideal for a variety of industrial and commercial uses.

BJ CUBE TRUCK

This 16 cubic foot Cube Truck features 3" casters placed in a diamond configuration. Two stationary and two swivel casters allow this unit to be turned on its own axis for greater mobility. Ideal for bulk linen collection and general material handling.



Available in a Recycle model, see page 111 for details.

Item #	Description	Capacity	Color	Case Pack	Case Weight	Case Cube
5916BK	16 cu. ft. Cube Truck	400 lbs.	Black	1	50.00 lbs.	43.110 ft.



5916BK

HAND TRUCK

CJ DELUXE STEEL HAND TRUCK

Handles cartons or drums up to 55 gallons. Blue enamel finish is rust and corrosion resistant. Large, 10" x 2³/₄", solid wheels for durability.

Item #	Color	Case Pack	Case Weight	Case Cube
43	Dark Blue	1	36.13 lbs.	7.370 ft.



43

CARTS & ACCESSORIES

Our carts and accessories are durable, easy-to-clean and highly maneuverable. Pneumatic casters, on some models, provide quiet operation on rough surfaces.

A] PNEUMATIC UTILITY CART

The heavy-duty plastic construction is lightweight and durable, designed to handle applications from health care to industrial. The 8" fully pneumatic casters and all plastic design provide a cushioned, quiet ride that is ideal for transporting fragile items over rough surfaces. Derma-Tek smooth skin, non-porous finish is easy to clean and provides a professional appearance that will not peel, chip, crack or fade like conventional metal units. Supports 200 lbs. per shelf, 400 lbs. maximum capacity. Compatible with 5806 Optional Center Shelf.

Item #	Size	Color	Case Pack	Case Weight	Case Cube
5805BE-PN	40 ³ / ₈ " x 25 ¹ / ₂ " x 37"	Beige	1	72.15 lbs.	5.860 ft.
5805GY-PN	40 ³ / ₈ " x 25 ¹ / ₂ " x 37"	Grey	1	72.15 lbs.	5.860 ft.



B] UTILITY CART

The 5800 and 5805 two shelf Utility Carts feature Derma-Tek smooth skin, non-porous finish and 5" heavy-duty, non-marking grey casters for industrial use. Supports 200 lbs. per shelf, 400 lbs. maximum capacity. Optional center shelf available.

C] OPTIONAL CENTER SHELF

Item #	Size	Color	Case Pack	Case Weight	Case Cube
5800BE	34 ³ / ₈ " x 17 ¹ / ₂ " x 33"	Beige	1	32.90 lbs.	3.440 ft.
5800BK	34 ³ / ₈ " x 17 ¹ / ₂ " x 33"	Black	1	32.90 lbs.	3.440 ft.
5800GY	34 ³ / ₈ " x 17 ¹ / ₂ " x 33"	Grey	1	32.90 lbs.	3.440 ft.
5805BE	40 ³ / ₈ " x 25 ¹ / ₂ " x 33"	Beige	1	42.60 lbs.	5.860 ft.
5805BK	40 ³ / ₈ " x 25 ¹ / ₂ " x 33"	Black	1	42.60 lbs.	5.860 ft.
5805GY	40 ³ / ₈ " x 25 ¹ / ₂ " x 33"	Grey	1	42.60 lbs.	5.860 ft.
5801BE	Shelf / fits all 5800 Carts	Beige	1	10.40 lbs.	1.470 ft.
5801BK	Shelf / fits all 5800 Carts	Black	1	10.40 lbs.	1.470 ft.
5801GY	Shelf / fits all 5800 Carts	Grey	1	10.40 lbs.	1.470 ft.
5806BE	Shelf / fits all 5805 Carts	Beige	1	16.50 lbs.	2.590 ft.
5806BK	Shelf / fits all 5805 Carts	Black	1	16.50 lbs.	2.590 ft.
5806GY	Shelf / fits all 5805 Carts	Grey	1	16.50 lbs.	2.590 ft.



5806GY shown on a 5805GY

DID YOU KNOW....



Will not absorb chemicals, liquids or odors, will not rust or corrode, resists dents & chips.

FOOD SE



RV SERVICE EQUIPMENT

A waiter in a grey polo shirt and black pants is walking through a restaurant, carrying a grey serving cart with a white plate. The restaurant has wooden chairs and tables, and a patterned carpet. The background is a warm orange wall with small potted plants.

When it comes to foodservice storage and handling, being on-point is a necessity. Our line contains just what you need. From special ratings that keep you and your guest protected, to easy clean up that provides maximum efficacy in a tight margin industry.

FOOD SERVICE EQUIPMENT

CARTS & ACCESSORIES

A] SERVICE/BUSSING CART

Three shelf cart features 4" heavy-duty, non-marking grey casters. Shelves feature our Derma-Tek® smooth surface for easy clean-up. Applications range from industrial use to food service and bussing. Supports 200 lbs. per shelf, 400 lbs. maximum capacity. Accepts, without tools, the 5811 and 5812 silverware and refuse bins.

Item #	Size	Color	Case Pack	Case Weight	Case Cube
5810BE	31 1/4" x 16 1/2" x 36 3/8"	Beige	1	24.33 lbs.	4.340 ft.
5810BK	31 1/4" x 16 1/2" x 36 3/8"	Black	1	24.33 lbs.	4.340 ft.

A]



5810BK



B] SILVERWARE & REFUSE BINS

These durable polyethylene silverware and refuse bins complete the popular Continental® bussing cart. Both bins fit all the popular style bussing carts resulting in a collection system that can be used for a multitude of applications. The Silverware Bin easily holds 100 complete place settings of flatware to service the clean up of a small meeting or party. Compatible with the 5810 Service/Bussing Cart.

Item #	Size	Color	Case Pack	Case Weight	Case Cube
5811BK	2.45 gal.	Black	2	4.00 lbs.	1.080 ft.
5812BK	9 gal.	Black	2	8.00 lbs.	2.400 ft.

B]



5811BK



5812BK

BUS TUBS

These tubs are durable, easy to clean and are NSF Listed, Std 2 Direct Food Contact (white and grey). Ideal for food preparation and storage, as well as for traditional food service and bussing applications. Tubs are commercial freezer and dishwasher safe (-40° to 150°F).

C] BUS TUBS & COVERS

Heavy-duty, reinforced rolled rim increases strength while reducing distortion and breakage, protecting costly dishes and glassware. Comfortable hand-holds in both the short and long sides of the tubs ensure a solid and comfortable grip! Recessed lid design allows the bus tubs to be stacked securely for transport or storage.

Item #	Description	Color	Case Pack	Case Weight	Case Cube
1525BK-BP	4 5/8 gal. Tub - bulk	Black	210	368.00 lbs.	55.430 ft.
1525GY	4 5/8 gal. Tub	Grey	12	20.00 lbs.	3.960 ft.
1525GY-BP	4 5/8 gal. Tub - bulk	Grey	210	368.00 lbs.	55.430 ft.
1525WH	4 5/8 gal. Tub	White	12	20.00 lbs.	3.960 ft.
1525WH-BP	4 5/8 gal. Tub - bulk	White	210	368.00 lbs.	55.430 ft.
1530GY	Bus Tub Lid	Grey	12	12.60 lbs.	1.940 ft.
1530WH	Bus Tub Lid	White	12	12.60 lbs.	1.940 ft.

C]



1525GY



1530GY



Cross stacking lugs work with or without the lids in place.



Tubs are stackable with lids in place or can be nested without lids.



Convenient "Smart Panel" allows user to write the content ID/date in grease pencil, for HACCP Compliance.

STORAGE SHELVES

Keep your space clean and organized with our sturdy, easy-to-clean shelves. From our NSF approved ventilated shelf to our super heavy-duty Structo Tuff™ Shelf, we have the right product for your application. No tools needed for assembly.

A] STRUCTO TUFF™ SHELF

Structo Tuff™ Shelves are ideal for commercial use with chemical dispensing jugs, office supplies and other items in warehouses, offices and janitor closets. Fast, easy assembly without tools. Non-ventilated design and deep lip easily contain spills. Holds up to 250 lbs. per shelf.

Item #	Size	Color	Case Pack	Case Weight	Case Cube
4418-5GY	40" x 18" x 72"	Dark Grey	1	71.00 lbs.	7.580 ft.

B] VENTILATED STORAGE SHELF

Ventilated Storage Shelf design provides a moisture and dust free storage environment for all your supplies. "Quick Assembly" socket and column system - no tools needed. Holds up to 150 lbs. per shelf.

Item #	Size	Color	Case Pack	Case Weight	Case Cube
6484OY	36 1/4" x 18 1/8" x 54 1/4"	Oyster	1	24.66 lbs.	4.220 ft.

C] NSF® VENTILATED STORAGE SHELF

Ventilated Storage Shelf design provides a moisture and dust free storage environment for all your supplies with base leveling feet. NSF® listed. Holds up to 150 lbs. per shelf. Includes practical 6" leveling feet for cleaning and stability.


Item #	Size	Color	Case Pack	Case Weight	Case Cube
6485OY	36 1/4" x 18 1/8" x 60 1/4"	Oyster	1	27.06 lbs.	4.220 ft.

NSF® is a registered trademark of The National Sanitation Foundation.

D] STEP STOOL

This structural plastic step stool is rugged enough to hold up to 350 lbs. The molded-in no-slip surface prevents falls. Four retractable, non-marking casters and an anti-skid bottom makes it easy to maneuver and hold it in place during use.

Item #	Color	Case Pack	Case Weight	Case Cube
523BK	Black	1	8.30 lbs.	1.310 ft.
523TN	Tan	1	8.30 lbs.	1.310 ft.



FOOD SERVICE EQUIPMENT

DUNNAGE RACKS

Food storage solutions that meet NSF, FDA and USDA requirements.

AJ DUNNAGE RACKS

These racks are the best solution for your storage needs. Made of durable polyethylene construction, they won't rust or corrode like metal units. The light textured surface is easy to wipe-off or steam clean. The Dunnage-Key connector storage slot provides storage when not in use and is sloped to allow drainage when cleaning. Ventilation slots allow air to circulate under stored goods, promoting longer shelf life. Racks can be joined together in end-to-end, back-to-back or in a L or U shape, to accommodate all storage needs. 12" height meets NSF, FDA and USDA requirements and meets food codes and H.A.C.C.P.'s food storage requirements. Two keys are furnished with each rack; additional keys are available.

Item #	Size	Load Capacity	Color	Case Pack	Case Weight	Case Cube
5930	30" x 22" x 12"	1,500 lbs.	Grey	1	16.00 lbs.	4.950 ft.
5936	36" x 22" x 12"	1,500 lbs.	Grey	1	19.50 lbs.	5.920 ft.
5948	48" x 22" x 12"	3,000 lbs.	Grey	1	29.50 lbs.	7.810 ft.
5960	60" x 22" x 12"	3,000 lbs.	Grey	1	32.50 lbs.	9.740 ft.



5930 / 5936 / 5948 / 5960

INGREDIENT BINS

Convenient, portable storage bins for large quantities of food ingredients such as flour, sugar, rice, vegetables, etc. Choose from our unique Mobile Ingredient Bins or Economy Bins; all are equipped with non-marking casters.



BJ ECONOMY INGREDIENT BIN

This 32 gallon Economy Ingredient Bin will hold 243 lbs. (110 Kg) of sugar and 192 lbs. (87 Kg) of flour. Square 2800WH base has 2801WH snap-on lid and a 2803 dolly.

Item #	Size	Load Capacity	Color	Case Pack	Case Weight	Case Cube
9332	21 1/2" x 25" x 27 1/2"	32 gal., 4.28 cu. ft.	White	1	37.60 lbs.	7.980 ft.



9332

INGREDIENT BINS

AJ MOBILE INGREDIENT BINS

The two-piece clear co-polyester lid lets you see exactly what's inside. Unique sloped front opens easily. Access ingredients without having to move the bin from under the counter. Two-piece lids are removable for easy filling, tilt up or slide back for convenient access. Units are equipped with four 3" non-marking casters; two swivel for fingertip maneuverability and two are fixed. The Ingredient Bin body is constructed Derma-Tek® smooth surface plastic. Seamless walls and round corner design make cleaning simple and thorough.

The 9321, 21 gallon Ingredient Bin holds 160 lbs. (71kg) of sugar and 126 lbs. (56kg) of flour, while the 9326, 26 gallon Ingredient Bin holds 179 lbs. (80kg) of sugar and 140 lbs. (62kg) of flour.

Item #	Size	Load Capacity	Color	Case Pack	Case Weight	Case Cube
9321	27 ³ / ₄ " x 12 ³ / ₄ " x 29 ¹⁵ / ₁₆ "	21 gal., 2.81 cu. ft.	White	1	25.53 lbs.	5.430 ft.
9326	27 ³ / ₄ " x 15 ¹ / ₄ " x 29 ¹⁵ / ₁₆ "	26 gal., 3.48 cu. ft.	White	1	28.90 lbs.	5.430 ft.



AJ



9321

BJ CRISPER BIN

Comes complete with 2803 dolly, 2800WH base container, perforated liner, 2801WH snap-on lid and drain spigot. Easily transports produce from prep area to walk-in. Twist-on, twist-off dolly provides easy mobility, even when full. The convenient drain faucet eliminates lifting and tipping when draining the contents. Continental Crispers are made of USDA accepted materials and comply with FDA regulations.

Item #	Size	Load Capacity	Color	Case Pack	Case Weight	Case Cube
2807WH	21 ¹ / ₂ " x 25" x 34 ¹ / ₄ "	32 gallons	White	1	27.14 lbs.	9.260 ft.



BJ



2807WH

ICE BINS

Safely transport ice to serving bars, ice dispensers, portable bars, etc. NSF Listed for direct food contact (Standard 2).

CJ CONSERV ICE BIN

Comes complete with dolly, base container, perforated liner, lid and drain spigot. Easily transports produce from prep area to walk-in. Twist-on, twist-off dolly provides easy mobility, even when full. The convenient drain faucet eliminates lifting and tipping when draining the contents. Continental Crispers are made of USDA accepted materials and comply with FDA regulations.

Item #	Size	Load Capacity	Color	Case Pack	Case Weight	Case Cube
9720BK	28 ¹ / ₄ " x 22 ¹ / ₂ " x 44"	200 lbs.	Black	1	68.00 lbs.	16.420 ft.
9720GY	28 ¹ / ₄ " x 22 ¹ / ₂ " x 44"	200 lbs.	Grey	1	68.00 lbs.	16.420 ft.
9725BK	28 ¹ / ₄ " x 22 ¹ / ₂ " x 33 ¹ / ₂ "	125 lbs.	Black	1	52.00 lbs.	12.680 ft.
9725GY	28 ¹ / ₄ " x 22 ¹ / ₂ " x 33 ¹ / ₂ "	125 lbs.	Grey	1	52.00 lbs.	12.680 ft.



CJ



9725GY

FOOD SERVICE EQUIPMENT

ICE BINS

A] HUSKEE™ "ICE ONLY" ROUND

The 10 gallon "ICE ONLY" Huskee Round Receptacle is NSF Listed - Standard 2 for direct food contact to ensure safe food handling and to comply with HACCP guidelines. Available in white with permanent black "ICE ONLY" imprint in English and Spanish. Holds approximately 40 lbs. of ice. Compatible with 1002 Huskee Lid (see chart on page 92).

Item #	Size	Color	Case Pack	Case Weight	Case Cube
1001-ICE	10 gallon	White	6	19.14 lbs.	5.400 ft.

Currently, this item is sold with an English imprint, only. We expect the bilingual version to be available in Q2 of 2015. For updates, call your Sales Representative.



PITCHERS, SCOOPS & MEASURES

Our clear Pitchers, Scoops and Measures are constructed of durable co-polyester. These classic products are NSF approved and dishwasher safe.

BEAUTY, CONVENIENCE AND STRENGTH

Once you try our 60 ounce Tri-Pour Pitcher, you'll never use another pitcher again! The Continental Tri-Pour puts an end to awkward, messy serving problems. Don't let the surprisingly light weight fool you, this pitcher is 20% heavier than any competitive product in the market today. What does that mean? Increased wall thickness equals increased strength and prolonged life.

The Tri-Pour Pitcher resists chipping, scratches and breakage. Designers have provided an attractive cut crystal appearance, a look similar to Waterford® at a fraction of the cost, providing elegance appropriate for any décor.

B] TRI-POUR PITCHER

The unique drip-proof spout with three-lip design allows servers to use the front when pouring liquids only, or either side when ice is also desired. Tri-Pour Pitchers are manufactured of durable poly-clear. Temperatures rated safe from -40°F to 212° F (-40°C to 100°C).

Item #	Size	Color	Case Pack	Case Weight	Case Cube
9762CL	60 oz.	Clear	6	5.34 lbs.	1.260 ft.



PITCHERS, SCOOPS & MEASURES

A] SCOOPS

These scoops resist chipping, scratches and breakage and are lighter weight than metal. With a beveled front edge for maximum pickup, a hanging slot for efficient storage and a thumb indent for greater control, these scoops will prove to be efficient and long lasting.

Item #	Description	Size	Color	Case Pack	Case Weight	Case Cube
9906	Bar Scoop	6 oz.	Clear	12	2.64 lbs.	0.360 ft.
9932	Utility Scoop	32 oz.	Clear	12	5.88 lbs.	1.080 ft.
9964	Large Utility Scoop	64 oz.	Clear	6	4.08 lbs.	1.840 ft.

**BPA
FREE**



9906 / 9932 / 9964

B] MEASURES

Graduations embossed in metric and Imperial on opposite sides, will not wash off. These measures have a self-draining bottom and an "I-Beam" handle with thumb grip control. Designed with deep handle widths to prevent burns when transferring hot liquids. Dishwasher and freezer safe from -40° F to 212° F (-40° C to 100° C).

Item #	Size	Color	Case Pack	Case Weight	Case Cube
9808	1 cup	Clear	12	1.44 lbs.	0.180 ft.
9816	1 pint	Clear	6	1.62 lbs.	0.420 ft.
9832	1 qt.	Clear	6	2.58 lbs.	0.780 ft.
9864	2 qt.	Clear	6	3.96 lbs.	1.380 ft.
9828	4 qt.	Clear	6	6.54 lbs.	2.400 ft.

**BPA
FREE**



9808 / 9816 / 9832 / 9864 / 9828

KITCHEN BRUSHES

C] RADIAL DISH BRUSH

Ergonomically shaped handle conforms to hand. Great for cleaning dishes, bowls, glasses and cups. Hang hole for easy storage.

Item #	Description	Length	Color	Case Pack	Case Weight	Case Cube
HJ254910	Radial Dish Brush	10 1/2"	White	12	2.31 lbs.	0.370 ft.



HJ254910

RESTRO



OM CARE



88% of the people who encounter a dirty restroom at a restaurant feel it reflects poorly on the sanitation of the rest of the establishment, including the kitchen and food preparation areas.*

Now that word-of-mouth has become a digitally-archived medium, let us help protect your hard work with quality-tested cleaning and odor control solutions.

* www.HarrisInteractive.com

RESTROOM CARE


ODOR CONTROL

Our odor control products help you achieve customer satisfaction by providing a cleaner, more pleasant atmosphere.

A] STANDARD KLEEN TECH™ AEROSOL DISPENSER

This dispenser has a refill reminder and is made out of chemical resistant plastic. 15 minute spray cycle. Effectively controls odors up to 6,000 cubic feet. Accommodates most metered aerosols. "D" cell batteries not included.

Item #	Description	Color	Case Pack	Case Weight	Case Cube
1191	Standard Dispenser	Beige	6	9.00 lbs.	0.600 ft.



1191

B] DELUXE KLEEN TECH™ MULTI-FUNCTION AEROSOL DISPENSER

This dispenser has a real time clock, adjustable spray interval and can be programmed with a start and stop time and a five or seven day schedule. Effectively controls odors up to 6,000 cubic feet. Accommodates most metered aerosols. "D" cell batteries not included.

Item #	Description	Color	Case Pack	Case Weight	Case Cube
1190	Deluxe Dispenser	White	6	9.00 lbs.	0.600 ft.



1190

C] KLEEN TECH™ METERED AEROSOLS

These aerosols are a dry-type formula. Their dual odor counteractants are ideal for office areas, schools, institutions, healthcare, restaurants, hotels, gyms, rest rooms, etc. Seven ounce with universal actuator tip. 3,400 metered sprays per can. Sold in the USA, only.

Item #	Scent	Color	Case Pack	Case Weight	Case Cube
1181	Floral	Pink	12	8.64 lbs.	0.360 ft.
1182	Nautical Mist	Blue	12	8.64 lbs.	0.360 ft.
1183	Garden Apple	Green	12	8.64 lbs.	0.360 ft.
1184	Baby Powder	Blue	12	8.64 lbs.	0.360 ft.
1185	Vanilla - Neutralizer	Beige	12	8.64 lbs.	0.360 ft.
1186	Lemon	Yellow	12	8.64 lbs.	0.360 ft.
1187	Cinnamon	Orange	12	8.64 lbs.	0.360 ft.



1181 / 1182 / 1183 / 1184 / 1185 / 1186 / 1187

For SDS information, go to:
ContinentalCommercialProducts.com\sds.html

ODOR CONTROL

A] KLEEN AIRE™ CABINET

Continuous operation fan model. "D" cell batteries not included. Accommodates gels up to 2 7/8" diameter.

B] MULTI-FUNCTION KLEEN AIRE™ CABINET

Multi-function fan unit with on/off switch, L.E.D. and light sensor. "D" cell batteries not included. Accommodates gels up to 2 7/8" diameter.

Item #	Description	Color	Case Pack	Case Weight	Case Cube
NI100	Cabinet	White	12	11.40 lbs.	0.720 ft.
NI101MF	Multi-Function Cabinet	White	12	11.40 lbs.	0.720 ft.

C] KLEEN AIRE™ NEUTRALIZER GELS

Four different organic fragrances attack and neutralize odors anywhere they occur. Accommodates most gel cabinets.

Item #	Scent	Color	Case Pack	Case Weight	Case Cube
104	Cinnamon	Orange	1 dz.	2.00 lbs.	0.160 ft.
105	Garden Apple	Green	1 dz.	2.00 lbs.	0.160 ft.
106	Lemon/Lime	Green	1 dz.	2.00 lbs.	0.160 ft.
107	Wild Flower	Blue	1 dz.	2.00 lbs.	0.160 ft.

D] KLEEN BOWL AUTOMATIC TOILET BOWL CLEANER

An in-tank cleaner with a bluing agent that saves time and money while preventing scale build-up. Bluing agent releases with each flush so you know that it's working. Net weight is nine ounces per unit. Offers approximately 30 days protection.

Item #	Case Pack	Case Weight	Case Cube
P222	12	11.00 lbs.	0.420 ft.

E] KLEEN AIRE™ WICK AIR FRESHENER

A long-lasting, economical way to control odors. Designed to freshen 1,500 cubic feet for 45-60 days. Non-spill 1.5 ounce bottle with adjustable wick is VOC compliant. Mini cabinet houses freshener and provides a professional appearance. Available in Cherry fragrance. (One cabinet provided with each dozen fresheners.)

Item #	Scent	Case Pack	Case Weight	Case Cube
153	Cherry	6 dz.	12.96 lbs.	0.810 ft.



NI100



NI101MF



104 / 105 / 106 / 107



P222



153

RESTROOM CARE

ODOR CONTROL

A] KLEEN AIRE™ INSTANT ABSORBENT

Transforms liquids into a manageable gel. Contains a biocide and quat to eliminate odors on contact. Absorbs 60 times its weight in liquid instantly; soaks up vomit, blood, urine and other spills, saving clean-up time. Ideal for restaurants, grocery, healthcare, daycare, schools and institutions.

B] KLEEN AIRE™ CARPET & ROOM DEODORIZER & ABSORBENT

Eliminates carpet and room odors while freshening the entire area. Use with regular vacuuming or directly on a spill. Lightweight and non-abrasive; will not harm carpets or vacuums. Contains sodium bicarbonate to eliminate smoke, must and pet odors. Absorbs and deodorizes oil, vomit, urine, blood and many other spills.



Item #	Description	Scent	Case Pack	Case Weight	Case Cube
P129-1	Kleen Aire™ Instant Absorbent / 12 oz. shaker bottles	Lemon	48	49.54 lbs.	2,740 ft.
P135-1	Kleen Aire™ Carpet & Room Deodorizer & Absorbent / 12 oz. shaker bottles	Lemon	48	49.54 lbs.	2,740 ft.

URINAL SCREENS & MATS

Guard against unpleasant odors and protect your floors with our complete line of floor mats and screens. These functional products offer a variety of benefits including cost savings for daily maintenance.

C] KLEEN SCREEN URINAL SCREENS

Four ounce enzymatic deodorant block contains surfactants and chelating agents to clean and deodorize for 30 days (up to 2,000 flushes)- coloring agents are released with each flush so you know that it's working. Increased ventilation reduces potential splash back. Flexible screen traps more debris to prevent costly drain clogs.

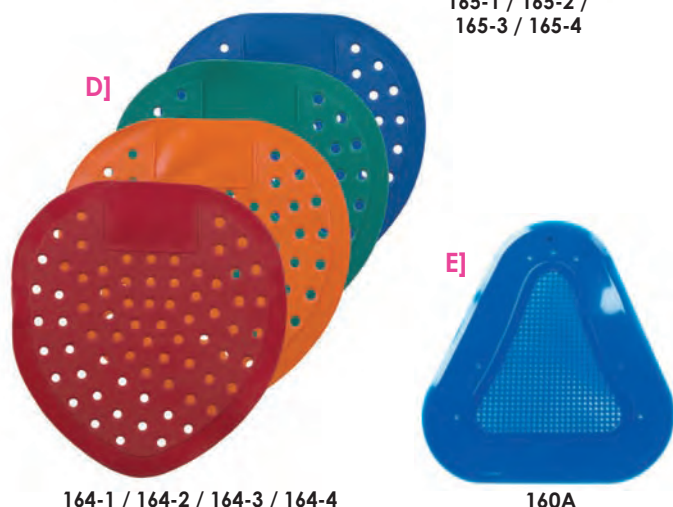
Item #	Description	Color	Case Pack	Case Weight	Case Cube
165-1	Kleen Screen / Floral	Blue	1 dz.	3.74 lbs.	0.370 ft.
165-2	Kleen Screen / Pine	Green	1 dz.	3.74 lbs.	0.370 ft.
165-3	Kleen Screen / Citrus	Orange	1 dz.	3.74 lbs.	0.370 ft.
165-4	Kleen Screen / Strawberry	Red	1 dz.	3.74 lbs.	0.370 ft.



D] DEOD-O-SCREEN

Vinyl urinal screen has 30-45 days of built-in deodorant. Universal shape fits most urinals. Available in four popular fragrances. Disposable poly-glove included. Each screen is individually packaged.

Item #	Description	Color	Case Pack	Case Weight	Case Cube
164-1	Deod-O-Screen / Floral	Blue	1 dz.	3.74 lbs.	0.370 ft.
164-2	Deod-O-Screen / Pine	Green	1 dz.	3.74 lbs.	0.370 ft.
164-3	Deod-O-Screen / Citrus	Orange	1 dz.	3.74 lbs.	0.370 ft.
164-4	Deod-O-Screen / Strawberry	Red	1 dz.	3.74 lbs.	0.370 ft.



D] CONTOURED URINAL SCREENS

100% vinyl screens contoured fit for most urinals. Non-scented.

Item #	Description	Color	Case Pack	Case Weight	Case Cube
160A	Contoured Urinal Screen	Blue	10	4.40 lbs.	0.200 ft.

URINAL SCREENS & MATS

RESTROOM MATS


Kleen Mats will save hundreds of maintenance dollars every year, while providing a safer, more sanitary way to deal with the problems of urine splash and drips around urinals and commodes. Super absorbent material reduces moisture on restroom floors, thereby reducing slippery conditions. Because our product stays where it's put, it presents no safety hazard itself. When scheduled daily maintenance calls for wet mopping, these mats can be mopped over or removed for total floor cleaning.

A] KLEEN MATS - URINAL MATS


Item #	Description	Color	Case Pack	Case Weight	Case Cube
167-1	Urinal Mat	Grey	6	6.00 lbs.	0.400 ft.
167-2	Urinal Mat	Black	6	6.00 lbs.	0.400 ft.

B] KLEEN MATS - COMMODE MATS

Item #	Description	Color	Case Pack	Case Weight	Case Cube
168-1	Commode Mat	Grey	6	6.50 lbs.	0.400 ft.
168-2	Commode Mat	Black	6	6.50 lbs.	0.400 ft.



167-1 / 167-2



168-1 / 168-2

RESTROOM CLEANING TOOLS

Cleanliness is one of the most important factors for customers in restaurants, retail stores and many other public buildings. Encourage repeat business by keeping your restrooms clean and pleasant. We have all the necessities needed to ensure a clean, safe and healthy restroom facility.

C] RESTROOM VALUE PACK

Pack includes everything you need for thorough restroom cleaning! Red 26 quart Splash Guard™ Combo (226-312RD), Break-down Mop Handle with Adaptor (C714003, A70400), Red Looped-End Mop (A10202), five Red Supremo™ Microfiber cloths (E720016), three Spray-Pro Sprayers with 24 ounce bottles (902-3RW), Bowl Mop with Caddy (WJ510000, 780) and a Wet Floor Sign (119).

Item #	Case Pack	Case Weight	Case Cube
RRVP-1	1	23.90 lbs.	5.150 ft.



RRVP-1

RESTROOM CARE

RESTROOM CLEANING TOOLS

A] KLEEN BOWL RIM BASKET

Enzymatic deodorant block contains surfactants and chelating agents to clean and deodorize for up to 1,500 flushes- bluing agents are released with each flush so you know that it's working. Block packed in environmentally safe PVA water-soluble film.


Item #	Scent	Case Pack	Case Weight	Case Cube
166-1	Floral	72	13.00 lbs.	0.870 ft.
166-4	Strawberry	72	13.00 lbs.	0.870 ft.



B] STANDARD PLUNGER

Solid wood handle for the toughest jobs.

Item #	Handle	Color	Case Pack	Case Weight	Case Cube
519	20 1/2" / Wood	Black	24	19.25 lbs.	1.260 ft.



C] POWER PLUNGER

Unique design for full power. Solid plastic handle, heavy-duty rubber bulb.

Item #	Handle	Color	Case Pack	Case Weight	Case Cube
520	24" / Plastic	Black	12	24.36 lbs.	2.160 ft.



D] CONTOURED BOWL BRUSH

Polypropylene fibers are ideal for light scrubbing of toilet bowls, as well as removing build-up at the water line. Perfect for office and light industrial areas. Also available in an angled plastic handle for easy under rim cleaning. The convenient caddy option stores the straight handled bowl brush. Black fibers with white handle.

Item #	Description	Bristle Type	Bristle Trim	Material	Overall Length	Color	Case Pack	Case Weight	Case Cube
J501001	Contoured Bowl Brush	Polypropylene	3 1/2"	Plastic	14"	Black	12	4.00 lbs.	0.590 ft.
J506000	Contoured Bowl Brush w/Caddy	Polypropylene	3 1/2"	Plastic	14"	Black	12	6.00 lbs.	0.977 ft.
J503001	Angled Contoured Bowl Brush	Polypropylene	3 1/2"	Plastic	17"	Black	12	3.00 lbs.	0.879 ft.
J502100	Caddy	---	---	Plastic	4"	White	12	2.00 lbs.	0.977 ft.



RESTROOM CLEANING TOOLS

A] ANGLED BOWL BRUSH

Large, angled head and handle allow brush to fit under rim for thorough scrubbing.


Item #	Description	Brush Type	Handle Material	Overall Length	Color	Case Pack	Case Weight	Case Cube
HK007210	Angled Bowl Brush	Polypropylene	Plastic	17 ¹ / ₂ "	Wh/Yw	12	3.38 lbs.	0.880 ft.



B] WIRE BOWL BRUSH

Angled head allows the brush to fit under the rim for thorough scrubbing.

Item #	Description	Brush Type	Handle Material	Overall Length	Color	Case Pack	Case Weight	Case Cube
J507017	Wire Bowl Brush	Polypropylene	Wood	20"	Tan	12	5.00 lbs.	1.110 ft.



C] PRO M BOWL MOP

16" contoured plastic handle features a sliding squeeze cup to wring out acrylic puff. Soft scrubbing acrylic is non-absorbent, so it dries quickly.

Item #	Description	Brush Type	Handle Material	Overall Length	Color	Case Pack	Case Weight	Case Cube
WJ509001	Pro M Bowl Mop	Acrylic	Plastic	16"	White	72	8.14 lbs.	1.154 ft.



D] ECONOMY BOWL MOP

Economical bowl mop with white, 12" plastic handle has a fast-drying, non-absorbent acrylic yarn puff to gently wash porcelain fixtures.

Item #	Description	Brush Type	Handle Material	Overall Length	Color	Case Pack	Case Weight	Case Cube
WJ510000	Economy Bowl Mop	Acrylic	Plastic	12"	White	144	17.85 lbs.	1.940 ft.



E] SANITARY CADDY

Locking strap adjusts and holds most quart bottles. Plastic hinged lid hides mop and prevents odors and spills. Easily accommodates the WJ510000 Bowl Mop.

Item #	Size	Color	Case Pack	Case Weight	Case Cube
780	6" x 4" x 7 ¹ / ₂ "	White	12	5.04 lbs.	1.200 ft.



F] SANITARY NAPKIN RECEPTACLE

Heavy gauge steel with flip top lid. Door at base makes disposal quick and sanitary. Wax paper liners sold separately.

Item #	Description	Size	Color	Case Pack	Case Weight	Case Cube
250C	Sanitary Napkin Receptacle	8 ⁷ / ₈ " x 4 ⁷ / ₁₆ " x 11 ³ / ₄ "	Chrome	6	21.96 lbs.	2.040 ft.
250W	Sanitary Napkin Receptacle	8 ⁷ / ₈ " x 4 ⁷ / ₁₆ " x 11 ³ / ₄ "	White	6	21.96 lbs.	2.040 ft.
250K	Wax Paper Receptacle Liners	7 ¹ / ₂ " x 3" x 11 ¹ / ₄ "	Kraft	1/500	8.00 lbs.	0.390 ft.



RESTROOM CARE

TOWEL & TISSUE DISPENSERS

Our line of dispensers is durable, easy-to-install and easy-to-use. Universal design will work with any paper supplier. Our selection of touchless dispensers allows hygienic, hands-free dispensing, reducing cross-contamination.

TOWEL DISPENSERS

A] MULTI-FOLD TOWEL DISPENSER

Touch-free to reduce the risk of cross-contamination! Dispenses one towel at a time, conserving paper. Compatible with towels up to 9 1/2" x 3 1/2". Includes key lock for security.

Item #	Description	Size	Color	Case Pack	Case Weight	Case Cube
632	Multi-Fold Towel Dispenser	11 1/8" x 4 5/8" x 16 1/8"	Beige/Navy	6	16.19 lbs.	3.472 ft.

A]



632

B] LEVER ACTION ROLL TOWEL DISPENSER

Features a long push level for easy use. Each push provides 5 1/2" of paper. Automatic transfer feature maximizes capacity with no roll waste.

Item #	Description	Size	Color	Case Pack	Case Weight	Case Cube
676	Lever Action Roll Towel Dispenser	10 1/2" x 8 3/4" x 15 3/4"	Beige/Navy	1	7.13 lbs.	1.172 ft.

B]



676

C] COMBO TOWEL CABINET

For multi-fold or "C" fold towels. Heavy gauge steel with see through towel gauge and hinged locking cabinet.

Item #	Description	Size	Color	Case Pack	Case Weight	Case Cube
989SS	Combo Towel Cabinet	15 3/8" x 11 1/4" x 4 1/16"	Silver	6	6.38 lbs.	0.550 ft.
990W	Combo Towel Cabinet	15 3/8" x 11 1/4" x 4 1/16"	White	6	6.51 lbs.	0.550 ft.
991C	Combo Towel Cabinet	15 3/8" x 11 1/4" x 4 1/16"	Chrome	6	6.43 lbs.	0.550 ft.

C]



989SS

TOWEL DISPENSERS

A] PLASTIC COMBO TOWEL CABINET

For multi-fold or "C" fold towels. High-impact plastic cover with steel back. Furnished with lock and key.

Item #	Description	Size	Color	Case Pack	Case Weight	Case Cube
992P	Plastic Combo Towel Cabinet	15 ³ / ₈ " x 11 ¹ / ₄ " x 4 ¹ / ₁₆ "	White	6	4.26 lbs.	0.650 ft.

A]



992P

B] SINGLE FOLD TOWEL CABINET

Powder coated enamel or chrome finish are durable and attractive. Features sturdy piano hinge and see-through towel gauge for at-a-glance reference. Self-locking cabinet holds two packages of standard single fold towels (400 towels). Comes with key and mounting fasteners.

Item #	Description	Size	Color	Case Pack	Case Weight	Case Cube
630C	Single Fold Towel Cabinet	7 ¹ / ₂ " x 12 ¹³ / ₁₆ " x 6 ¹ / ₂ "	Chrome	6	4.66 lbs.	0.420 ft.
630W	Single Fold Towel Cabinet	7 ¹ / ₂ " x 12 ¹³ / ₁₆ " x 6 ¹ / ₂ "	White	6	4.66 lbs.	0.420 ft.

B]



630C

C] SINGLE FOLD PLASTIC TOWEL CABINET

High-impact plastic cover and back mounting plate. Furnished with lock and key.

Item #	Description	Size	Color	Case Pack	Case Weight	Case Cube
631P	Single Fold Plastic Towel Cabinet	9 ¹ / ₄ " x 12 ⁷ / ₁₆ " x 6"	White	6	2.88 lbs.	0.530 ft.

C]



631P

D] ROLL TOWEL CABINET

Dent resistant steel for paper towel rolls. Delivers 1⁷/₈" per crank, accommodates 8" width. Holds up to a 500 foot roll. Sloped design deters accumulation of debris. Furnished with lock and key.

Item #	Description	Size	Color	Case Pack	Case Weight	Case Cube
675	Roll Towel Cabinet	10 ⁷ / ₈ " x 9 ³ / ₄ " x 6 ³ / ₄ "	White	6	7.95 lbs.	0.620 ft.

D]



675

RESTROOM CARE

PLASTIC TISSUE DISPENSERS

A] SINGLE 9" JUMBO ROLL DISPENSER

Dispenses 9" diameter rolls with standard cores. Front cover is translucent for easy supply check. Accommodates all popular Jumbo Roll tissue widths.

Item #	Description	Size	Color	Case Pack	Case Weight	Case Cube
840	Single 9" Jumbo Roll Dispenser	11 ³ / ₈ " x 11 ³ / ₈ " x 5 ³ / ₈ "	Beige/Navy	6	16.14 lbs.	3.041 ft.



B] SINGLE 9" JUMBO ROLL DISPENSER W/STUB

Movable mandrel allows use as a 12" JBT dispenser. Front cover is translucent for easy supply check. Allows increased capacity without stub roll waste.

Item #	Description	Size	Color	Case Pack	Case Weight	Case Cube
841	Single 9" w/Stub Jumbo Roll Dispenser	16 ⁵ / ₈ " x 14 ⁷ / ₁₆ " x 5"	Beige/Navy	4	14.41 lbs.	3.294 ft.



C] TWIN 9" JUMBO ROLL DISPENSER

Perfect for high traffic areas. Front cover is translucent for easy supply check. Accommodates all popular Jumbo Roll tissue widths.

Item #	Description	Size	Color	Case Pack	Case Weight	Case Cube
842	Twin 9" Jumbo Roll Dispenser	20 ¹ / ₄ " x 11 ³ / ₈ " x 5 ³ / ₈ "	Beige/Navy	4	17.75 lbs.	3.801 ft.



D] TWO ROLL TISSUE DISPENSER

Tissue is easy to access. Compact design allows this dispenser to fit in tight places. Lockable to prevent theft.

Item #	Description	Size	Color	Case Pack	Case Weight	Case Cube
877	Two Roll Tissue Dispenser	6 ¹ / ₁₆ " x 13" x 6 ³ / ₁₆ "	Beige/Navy	6	7.50 lbs.	2.218 ft.




METAL TISSUE DISPENSERS

A] DELUXE TISSUE HOLDER

Zinc die cast bright chrome finish, concealed hinge button behind roll, tension spring controls tissue flow. Single or double roll capacity.

Item #	Description	Size	Color	Case Pack	Case Weight	Case Cube
815	Deluxe Tissue Holder - Single	2 ⁷ / ₁₆ " x 5 ¹ / ₂ " x 4 ⁵ / ₁₆ "	Chrome	12	14.04 lbs.	0.600 ft.
830	Deluxe Tissue Holder - Double	12 ⁷ / ₁₆ " x 10 ¹ / ₂ " x 4 ⁵ / ₁₆ "	Chrome	12	21.72 lbs.	0.960 ft.



815 / 830

B] CLASSIC ROLL TISSUE HOLDER

Pilfer-proof locking device with brake spring action. Bright chrome finish. Single or double roll capacity.

Item #	Description	Size	Color	Case Pack	Case Weight	Case Cube
RT22	Classic Roll Tissue Holder - Single	2 ³ / ₄ " x 6" x 4 ¹ / ₄ "	Chrome	12	9.48 lbs.	0.720 ft.
RT23	Classic Roll Tissue Holder - Double	2 ³ / ₄ " x 11" x 4 ¹ / ₄ "	Chrome	12	17.52 lbs.	1.200 ft.



RT22 / RT23

C] DUET DISPENSER

Covered storage roll, dent resistant steel, hinged door lock. Holds two 1,500 sheet rolls.

Item #	Description	Size	Color	Case Pack	Case Weight	Case Cube
876C	Duet Dispenser	11 ³ / ₈ " x 11 ³ / ₈ " x 5 ³ / ₈ "	Chrome	12	5.18 lbs.	0.420 ft.



876C

COMBO DISPENSERS

D] COMBINATION TISSUE CABINET

Dent resistant steel for single or double fold tissue, see through gauge. Key lock.

Item #	Description	Size	Color	Case Pack	Case Weight	Case Cube
401SD	Combination Tissue Cabinet	5 ¹³ / ₁₆ " x 3 ¹ / ₈ " x 8 ¹ / ₄ "	White	12	18.60 lbs.	1.080 ft.



401SD

RESTROOM CARE

SOAP DISPENSERS

We offer several soap dispensers to round out our restroom cleaning product line. These standard, easy-to-install dispensers offer a variety of styles and sizes.

A] BULK SOAP DISPENSER

Large push-button is ADA compliant, when properly installed. Dispenses 1cc per stroke.

Item #	Description	Capacity	Size	Color	Case Pack	Case Weight	Case Cube
730	Bulk Soap Dispenser	30 oz.	3 ¹⁵ / ₁₆ " x 4 ¹ / ₂ " x 7 ¹ / ₂ "	White/Black	12	12.12 lbs.	0.938 ft.



B] ROUND SOAP DISPENSER

Tamper and theft proof, top fill with service key. Plastic reservoir.

Item #	Description	Capacity	Size	Color	Case Pack	Case Weight	Case Cube
711	Round Soap Dispenser	12 oz.	6 ³ / ₄ " x 3 ¹ / ₁₆ " x 6"	Chrome	24	4.66 lbs.	0.420 ft.



C] POWDER SOAP DISPENSER

One hand delivery, vandal proof. Large 4" top fill opens with service key. Chrome plated steel.

Item #	Description	Capacity	Size	Color	Case Pack	Case Weight	Case Cube
701	Powder Soap Dispenser	1 qt.	7 ¹ / ₈ " x 4 ⁷ / ₁₆ " x 4 ⁵ / ₈ "	Chrome	6	9.36 lbs.	0.660 ft.



D] RECTANGULAR SOAP DISPENSERS

Tamper and theft proof. See through gauge and top fill with service key. For soaps, detergents or lotions. Stainless Steel. Horizontal - V333SS / Vertical - V444SS.

Item #	Description	Capacity	Size	Color	Case Pack	Case Weight	Case Cube
V444SS	Vertical - All-Purpose Soap Dispenser	40 oz.	8 ³ / ₁₆ " x 4 ¹³ / ₁₆ " x 2 ¹¹ / ₁₆ "	Steel	6	11.76 lbs.	1.140 ft.
H333SS	Horizontal - All-Purpose Soap Dispenser	40 oz.	4 ¹³ / ₁₆ " x 8 ³ / ₁₆ " x 2 ¹¹ / ₁₆ "	Steel	6	11.76 lbs.	1.140 ft.



E] ALL PURPOSE SOAP DISPENSER

Oblong plastic tank with pump-action dispenser for liquid lotion and synthetic detergents.

Item #	Description	Capacity	Size	Color	Case Pack	Case Weight	Case Cube
706	All-Purpose Soap Dispenser	16 oz.	6 ³ / ₄ " x 3 ¹ / ₄ " x 5 ¹ / ₈ "	Steel	6	6.24 lbs.	0.600 ft.



F] LIQUID SOAP DISPENSER

Gravity feed with replaceable metal valve and plastic globe.

Item #	Description	Capacity	Size	Color	Case Pack	Case Weight	Case Cube
LD501	Liquid Soap Dispenser	16 oz.	2 ³ / ₄ " x 11" x 4 ¹ / ₄ "	Steel	12	9.02 lbs.	0.810 ft.



INFANT CARE

Our baby changing stations are safe, versatile and compliant with applicable regulations. They feature easy-to-clean surfaces, non-absorbent safety straps, bag hooks, dual liner dispensers and pneumatic shocks that allow one hand opening and closing.



Products are A.D.A. compliant when properly installed. Changing Stations are available in Horizontal and Vertical styles to meet size and space requirements. Child Safety Seat that can be wall or partition-mounted.

AJ DIAPER CHANGING STATION

The concave shelf design provides a deep area for the child to lay, preventing them from rolling around. Heavy-duty safety straps provide an additional level of security. Safety belt with cam-buckle is adjustable with one hand for safety and convenience, belt is non-absorbent. *Designed to hold a static load of 250 lbs., with little or no deflection.

High-density polyethylene naturally inhibits bacterial growth (tested to ASTM G21 Anti-Bacterial and ASTM G22 Anti-Fungal), which provides a safe, convenient and hygienic platform. Easy to read ANSI compliant labels (ANSI Z535.3 and ANSI Z535.4). Plastic lined bed liners create a barrier between your child and the changer. Liners unfold to 13" x 18". Molded-in, dual liner dispensers will each accommodate approximately 50 bed liners.

Designed for easy mounting, the molded-in hang holes allow the unit to be attached to standard 16" on-center studs, or hung on a hollow wall - all required hardware is included. Concealed rear pneumatic strut provides smooth opening/closing power while concealed hardware maintains appearance and prevents tampering.


Each Station comes with a self-adhesive placard for the restroom door.

Item #	Description	Size	Color	Case Pack	Case Weight	Case Cube
8252-H	Horizontal Changing Station	34 1/4" x 4" x 18"	White	1	16.20 lbs.	1.730 ft.
8252-V	Vertical Changing Station	19" x 4" x 34"	White	1	22.70 lbs.	2.170 ft.
8255	Liners	4 3/4" x 6 1/2" (folded)	White	500	8.20 lbs.	0.940 ft.

BJ CHILD'S SAFETY SEAT

Provides a means for keeping a child safely off the rest room floor. Unit folds flat, when not in use. Three-point safety harness and concave seat area secures the child. ADA Compliant when properly installed.

Item #	Description	Size	Color	Case Pack	Case Weight	Case Cube
8254	Child's Safety Seat	12" x 3" x 15 1/4"	White	1	5.50 lbs.	0.490 ft.



To compliment our Infant Care products, see page 100 for our line of Step-On trash receptacles ~ perfect for diaper disposal!

Alphabetical Index

FLOOR CARE_DRY40-65

Brooms54-65

Angled Brooms	56
Angled Broom	56
Huskee® Sweep	56
Clean Sweep® Brooms	55
Corn / Corn Blend	55
Whisk	55
Lobby Brooms	54
Angled	54
Synthetic	54

Carpet Bonnets.....64-65

Absorba™	65
King™	64
King™ Cotton®	65
Prince™	65
Queen™	65
Queen™ Mitt	65

Deck Brushes62

Crimped Polypropylene.....	62
Palmyra	62
White Tampico	62

Dust Mop Handles & Frames50

Conventional Dust Mops	45-46
Swivel Snap™	45
Value Line™	46
Disposable Dust Mops.....	46-47
E-Line Tie Free™	46
Jean Clean™ Disposable	47
Roll-Out™ Disposable	47
Tie Free™ Disposable.....	46
Dust Mop Frames.....	
Hook & Loop Adaptor.....	50
Swivel Snap™ Frames	50
Dust Mop Handles	50
Swivel Snap™ Handles	50
Triangle Dust Mops	47
Triangle Dust Mop	47

Dust Mops42-49

Professional.....	44-45
Durastat™	45
Perma-Loop™	45
Permatwist™	44
Twister Loop™	44

Dust Mops, About.....42-43

Dust Pans.....52-54

Combos.....	54
Lobby Dust Pan /	
Synthetic Broom.....	54
Hand-Held	52
Extra Wide Metal.....	52
Heavy-Duty Metal.....	52
Jumbo	52
Plastic	52

Lobby	53
-------------	----

Jumbo Lobby	53
-------------------	----

Lobby	53
-------------	----

Metal Lobby	53
-------------------	----

Pick-Up	53
---------------	----

Floor Sweepers51

Huskee®	51
---------------	----

Huskee® PowerRotor.....	51
-------------------------	----

Huskee® PowerWhisper®.....	51
----------------------------	----

Handles & Poles.....63-64

Poles.....	64
------------	----

Telescopic	64
------------------	----

Utility Handles.....	63
----------------------	----

Metal Threaded Wood.....	63
--------------------------	----

Metal w/Threaded	
------------------------	--

Metal Hex Tip.....	63
--------------------	----

Plastic Threaded Fiberglass	63
-----------------------------------	----

Tapered Wood	63
--------------------	----

Threaded Wood.....	63
--------------------	----

Microfiber Dust Mops48-49

Charger™ Disposable	49
---------------------------	----

Duster, The	49
-------------------	----

Hook & Loop Adaptor.....	48
--------------------------	----

Microlooped, Canvas Backed...48	
---------------------------------	--

Microlooped Dust Mop.....	49
---------------------------	----

Microlooped, Hook & Loop	48
--------------------------------	----

Sweeps - Floor & Ground.....57-61

Floor Sweeps	58-59
--------------------	-------

All Purpose Double Fill	58
-------------------------------	----

Black Polypropylene.....	59
--------------------------	----

Black Tampico.....	59
--------------------	----

Flagged Polypropylene	
-----------------------------	--

Double Fill	58
-------------------	----

Flagged Polypropylene Fine58	
-----------------------------------	--

Garage Sweeps.....	60
--------------------	----

Crimped Polypropylene.....	60
----------------------------	----

Heavy Polypropylene	60
---------------------------	----

Palmyra	60
---------------	----

Handle Braces	61
---------------------	----

Handle Brace	61
--------------------	----

Street & Patio Sweeps.....	61
----------------------------	----

Medium & Heavy	
----------------------	--

Polypropylene, Assembled.....	61
-------------------------------	----

Palmyra Stalks	61
----------------------	----

Sweeps, About.....	57
--------------------	----

Tool Hangers64

Handy-Hold	64
------------------	----

Hooded Arranger	64
-----------------------	----

FLOOR CARE_WET2-39

Combos.....7-8

35 Qt. Splash Guard™	
----------------------------	--

BackSaver Combos.....	8
-----------------------	---

35 Qt. Splash Guard™	
----------------------------	--

Down-Press Combo.....	7
-----------------------	---

35 & 26 Qt. Splash Guard™	
---------------------------------	--

Side-Press Combos	7
-------------------------	---

44 Qt. Structolene®	
---------------------------	--

Combo Pack - Down-Press.....	8
------------------------------	---

Institutional Wringer Combo.....	7
----------------------------------	---

Smoothline Combo Pack -	
-------------------------	--

Down-Press	8
------------------	---

Tuff Combo Packs - Side-Press ...8	
------------------------------------	--

UniBody® Mopping System	8
-------------------------------	---

Floor Cones & Signs.....36-38

Floor Cones	36-37
-------------------	-------

Barrier Chain.....	36
--------------------	----

Collapsible	
-------------------	--

"Caution" Tri-Cones.....	37
--------------------------	----

Lock-On Warning Sign.....	36
---------------------------	----

Quad-Cone.....	36
----------------	----

Quad-Cone System.....	36
-----------------------	----

"Wet Floor" Caution Cones	37
---------------------------------	----

Floor Signs	37-38
-------------------	-------

Maxi-Warn™ Wet Floor Sign	38
---------------------------------	----

Pop-Up Safety Floor Sign.....	37
-------------------------------	----

Wet Floor Signs	38
-----------------------	----

Floor Finish Applicator34

Wax-O-Matic®	34
--------------------	----

Floor Scrubs.....34

Baseboard Brush	34
-----------------------	----

Multi-Level Scrub Brush.....	34
------------------------------	----

Swivet Scrub™	34
---------------------	----

Floor Squeegees35

Metal	35
-------------	----

Plastic	35
---------------	----

Rubber	35
--------------	----

Microfiber Frames30

Pro II™ Flat Mop Frame	30
------------------------------	----

Springback™ Mop Frame	30
-----------------------------	----

Microfiber

Handles & Mop Frames29-30

3-Piece Microfiber Handle	29
---------------------------------	----

ErgoFlo® Kit.....	30
-------------------	----

ErgoFlo® Mop Handle	30
---------------------------	----

Microfiber Pro™	
-----------------------	--

Flat Mop Handles.....	29
-----------------------	----

Stirrup Head Adapter	29
----------------------------	----

Microfiber Mops31-33

Disposable Wet Mops	33
---------------------------	----

FastMop™	33
----------------	----

FastMop™ Adaptor	33
------------------------	----

Launderable Refills	31
---------------------------	----

Aggressor™, The.....	31
----------------------	----

Super Pro II™	32
---------------------	----

Super Pro II™ w/Scrub	32
-----------------------------	----

Super Pro™ Finish Flat Mop	31
----------------------------------	----

Microfiber Wet Mops	33
---------------------------	----

DuraLoop	33
----------------	----

Super Sorb Tube Mop	33
---------------------------	----

Mop Buckets.....	4-5
26 Qt. Splash Guard™	
Mop Bucket.....	5
35 Qt. Splash Guard™	
Mop Bucket.....	5
44 Qt. Structolene®	
Mop Bucket.....	5
Solution Saver.....	5
Splash Guard™, About.....	4
Mop Wringers.....	6
Institutional Wringer	6
Splash Guard™	
Down-Press Wringer	6
Splash Guard™	
Side-Press Wringer	6
Slip & Fall - Statistical Data	39
Sponge Mops	25
Combo Sponge	25
PVA Sponge.....	25
Roller Cellulose	25
Touchless Microfiber	
Mopping System	26-28
ErgoWorx® Laundry Net Bag.....	28
ErgoWorx® Starter Kits	27
ErgoWorx® Touchless	
Mopping System	28
ErgoWorx® Trolley.....	28
Wet Mop Handles.....	22-24
Break-A-Way.....	23
Color Guard®	
#94 Speed Change	22
Color Guard® Super Jaws	22
Jaws	23
Load 'N Lock.....	22
Metal Stirrup Quick Change™ ...	24
Night Stick.....	23
Pinnacle™	24
Spring Yoke	24
SuperJaws™	23
SureGrip™	24
Wet Mops	9-21
Cut-End Fan Mops.....	20
Go Go	20
Go Go Pinnacle.....	21
GoGo Blend	20
T Rayon Fan.....	20
US Cotton / Leader.....	20
Cut-End Wet Mops	19
California	19
Choice™	19
E-Line	19
Industrial.....	19
Stinger	19
Texray	19
Floor Finish Wet Mops	17-18
E-Line	18
FastTrack™	18

Floor Finish Flat Mop	18
J.W. Atomic™	18
Smoothie™	17
Looped-End Wet Mops	12-15
Bull Dog Mop™	15
BulletProof™	14
Fantastic™	12
General Purpose Looped-End ...	15
Hospital Pro M™	12
Jean Clean™	14
J.W. Atomic Loop™	13
J.W. Atomic Rayon Loop™	14
Super Crown™	13
Super Looper™	15
Pinnacle Cut-End Mops	21
E Cotton.....	21
Go Go	21
Go Go Blend	21
Leader / US Cotton.....	21
P Rayon.....	21
Rayon Fan	21
Specialty Wet Mops	17
Absorbo™ Rough Surface	16
ActionPro™	16
DuraLoop.....	17
MicroSpin™	17
Muscle Mop®	17
MusclePro®.....	16
Rough Rider™	16
Wet Mop Accessories	21
Laundry Net.....	21
Wet Mops, About.....	9-11
Yacht Mops	21

FOOD SERVICE EQUIPMENT.....118-125

Bus Tubs.....	120
Bus Tub Covers	120
Bus Tubs	120
Carts & Accessories	120
Refuse Bin	120
Service / Bussing Cart.....	120
Silverware Bin	120
Dunnage Racks.....	122
Dunnage Racks	122
Ice Bins.....	123-124
ConServ Ice Bin.....	123
Huskee™ "Ice Only" Round.....	124
Ingredient Bins.....	122-123
Crisper Bin	123
Economy Ingredient Bin.....	122
Mobile Ingredient Bins	123
Kitchen Brushes	125
Radial Dish Brush	125
Pitchers, Scoops & Measures...124-125	
Measures.....	125
Scoops	125
Tri-Pour Pitcher.....	124

Storage Shelves.....	121
NSF®	
Ventilated Storage Shelf	121
Step Stool.....	121
Structo Tuff™ Shelf.....	121
Ventilated Storage Shelf	121

GENERAL CLEANING.....67-85

Brushes	72-75
Scrub Brushes	73
Deluxe Hand & Nail Brush	73
Handle Scrub.....	73
Specialty Brushes	73
Radiator	73
Tough Scrub Brushes	
w/Handles	72-73
Crimped Nylon Tough Scrub	73
Crimped Polypropylene	
Tough Scrub.....	72
Heavy Polypropylene	
Tough Scrub.....	72
Palmyra Tough Scrub	72
White Tampico Tough Scrub.....	72
Vehicle Brushes	74-75
Flagged Nylon Washer.....	74
Flagged Polyester Washer	75
Wire Brushes.....	74
Curved Handle Wire Scratch ...	74
Detail Brushes	74
Shoe Handle Wire Scratch.....	74
Carts	68-71
Cart Accessories.....	71
Huskee® Jani-Carriers	71
Jani Carts.....	68-69
Compact Cleaning Cart	68
Convertible Janitor Cart	69
Convertible Janitor Cart	
Accessories.....	69
Janitors' Cart	68
Port-A-Cart	69
Replacement Duct Bag.....	69
Lodging Carts	70
Deluxe	70
Economy	70
Lodging Cart Accessories	70
Adjustable Shelf	70
Replacement Vinyl Bag	70
Folding Cart.....	71
Huskee® X-Frame Cart.....	71
Folding Cart Accessories	71
10 Pocket Caddy Bag.....	71
Vinyl Replacement Bag	71
Dusters	76-79
Counter Dusters	77
Black Tampico.....	77
Flagged Polypropylene	77
Plastic Dust Pan / Brush Set	77
Polypropylene	77

Dust Mitts, Towel & Cloths	76-77	Complete	84	Soap Dispensers	138
Heavy-Duty Dusting Mitt	76	Window Washers	85	All Purpose	138
Magna Thirsty Towel	76	Plastic Microtiger Complete.....	85	Bulk	138
Treated Dust Cloth.....	77			Liquid.....	138
High Dusters.....	78-79	MATERIAL HANDLING.....112-117		Powder.....	138
Cobweb Duster.....	78	Carts & Accessories	117	Rectangular	138
Deluxe Split Duster	78	Optional Center Shelf	117	Round.....	138
Extend-To-Reach	78	Pneumatic Utility Cart	117		
MicroFlex™	79	Utility Cart	117	Towel & Tissue Dispensers.....134-137	
Pipe Duster	79	Cube Truck	116	Combo Dispensers	137
Supremo™	78	Cube Truck	116	Combination	137
Microfiber Cloths.....75-76		Hand Truck.....116		Metal Tissue Dispensers	137
Bar Towel.....	76	Deluxe Steel Hand Truck	116	Classic	137
Glassic™.....	76	Platform Trucks	115-116	Deluxe	137
Standard.....	75	Compact Platform Truck	115	Duet.....	137
Supremo™	75	Platform Trucks	116	Plastic Tissue Dispensers	136
Pails & Buckets.....80-81		Tilt Trucks	114-115	Single 9" Jumbo Roll.....	136
Buckets.....	81	5/8 Cubic Yard Tilt Truck.....	114	Single 9" Jumbo Roll w/Stub ...	136
Huskee®	81	5/8 Cubic Yard Tilt Truck		Twin 9" Jumbo Roll	136
Huskee® Divided Bucket	81	Cover	114	Two Roll	136
Huskee® Hauler.....	81	1.1 Cubic Yard Tilt Truck	114	Towel Dispensers	134-135
Preprinted Huskee®	81	1.1 Cubic Yard Tilt Truck		Combo Cabinet	134
Utility / Squeegee	81	Cover	114	Lever Action Roll	134
Utility / Squeegee Wheel Set....	81	1.5 Cubic Yard Tilt Truck	115	Multi-Fold	134
Pails	80	1.5 Cubic Yard Tilt Truck		Plastic Combo Cabinet	135
Sanitizer & Soap	80	Cover	115	Roll Cabinet.....	135
Sprayers & Pumps.....82-83				Single Fold Cabinet	135
Drum Pumps	83	RESTROOM CARE.....126-139		Single Fold Plastic	
Adjustable Plastic	83	Infant Care	139	Combo Cabinet	135
Plastic Siphon	83	Child's Safety Seat.....	139	Urinal Screens & Mats	130-131
Pump Dispenser	83	Diaper Changing Stations	139	Contoured Urinal Screen	130
Self-Priming Nickle Plated	83	Odor Control.....128-130		Deod-O-Screen.....	130
Sprayers	82	Kleen Aire™ Cabinets.....	129	Kleen Mats,	
High Output	82	Kleen Aire™ Carpet & Room		Commode & Urinal.....	131
Plastic Bottles.....	82	Deoderizer	130	Kleen Screen Urinal Screen.....	130
ProSafe™	82	Kleen Aire™			
Spray-Pro Sprayer	82	Instant Absorbent	130	WASTE COLLECTION.....86-111	
Tank Sprayers	83	Kleen Aire™ Neutralizer Gels ...	129	Receptacles, Lids &	
Huskee®	83	Kleen Aire™ Wick		Accessories	88-104
Value Packs.....80		Air Freshener	129	Ash Top.....	98
Color-Coded Cleaning Packs...80		Kleen Bowl Automatic		Colossus®	96
Restroom Cleaning.....	80	Toilet Bowl Cleaner	129	Colossus® Ash Tray Top	96
Wall Washers.....79		Kleen Tech™ Aerosol		Colossus® Rigid Plastic Liner	96
Stick-M™	79	Dispensers	128	Colossus® Tray Top.....	96
Universal.....	79	Kleen Tech™ Metered		Colossus® Weighted Base	96
Window Squeegees.....84-85		Aerosols.....	128	Corner Round™	98
Brass Squeegees.....	84	Restroom Cleaning Tools.....131-133		Corner Round™ Dolly	98
Brass Squeegee Complete.....	84	Bowl Brush, Angled	133	Design-Line Roun'Top™	100
Plastic Squeegees	84	Bowl Brush, Contoured	132	Flat Top.....	98
Plastic Squeegee Complete	84	Bowl Brush, Wire	133	Funnel Top	99
Replacement Blades	85	Bowl Mop, Economy	133	Half Round Wall Hugger®	102
Replacement Rubber Blades...85		Bowl Mop, Pro M.....	133	Huskee™ BackSaver.....	90
Scrapers & Blades.....	85	Kleen Bowl Rim Basket.....	132	Huskee™ Caddy Bag	94
Scraper with Plastic Handle.....	85	Plunger, Power	132	Huskee™ Dome Tops	92-93
Special Blade for Scraper	85	Plunger, Standard	132	Huskee™ Funnel Top.....	93
Stainless Steel		Restroom Value Pack	131	Huskee™ Maid Caddy	94
Classic Squeegees	84	Sanitary Caddy.....	133	Huskee™ Round	88-89
Stainless Steel Squeegee		Sanitary Napkin Receptacle ..	133	Huskee® Round Dolly	94
				Huskee™ Round Flat Lids.....	92

Huskee™ Square	94
Huskee® Square Dolly	95
Huskee™ Square Dome Top Lid	95
Huskee™ Square Lids.....	95
Huskee™ Square Lock Lid	95
Huskee™ SuperKan®	91
Huskee™ Tip Top Lid	93
"Inedible" Huskee™ Round	90
King Kan®	97
King Kan® Leg Kit.....	97
King Kan® Poly Bag	97
Rigid Plastic Liner	97
Roun'Top™	99
Step On.....	100
Step On Liners	100
Tilt-N-Wheel®.....	97
Tuff Can™	91
Wall Hugger®	101
Wall Hugger® Dollies	101
Wall Hugger® Lids	101
Wall Hugger® Mounting Bracket	102

Recycling	106-111
Material Handling.....	111
Cube Truck	111
Curbside Bin	111
Tilt Truck.....	111
Recycling Receptacles	107-110
Colossus® Recycling Station ...	109
Corner Round™ Recycling Station.....	109
Half Round Wall Hugger®	107
Huskee™ Dome Lid w/Holes....	110
Huskee™ Round	110
Huskee™ Round Flat, Recycle Lid	110
Huskee™ Square	110
Recycle Round™ Dolly	109
Swingline™	107
Swingline™ Recycling Lids	107
Swingline™ Tip Top Lid	107
Tilt-N-Wheel®	110
Wall Hugger®	108
Wall Hugger® Dollies	108

Wall Hugger® Mounting Bracket	108
Wall Hugger® Recycle Lids	108
Recycling Wastebaskets.....	106
Commercial Wastebasket	106
Smoking Receptacles.....	105
Ash & Trash Receptacle.....	105
Ash Receptacle	105
Ash Top.....	105
Colossus® Ash Tray Top	105
Floor Sand Urn	105
Smoking Receptacle.....	105
Waste Baskets.....	102-104
Commercial Plastic	104
Drop Shot Lid	103
Steelline™	104
Swing Top Lid	103
Swingline™	102
Tip Top Lid	103
UL Classified Rectangular	103

Numeric Index

8BE.....	100	153.....	129	335-39YW.....	7	815.....	137	1305SDS	100
8RD.....	100	160A.....	130	335-312BL.....	7	825.....	53	1307BE.....	99
8WH.....	100	164-1	130	335-312BZ.....	7	830.....	137	1307BK	99
10BC.....	83	164-2	130	335-312GN.....	7	840.....	136	1307BN.....	99
10H	83	164-3	130	335-312RD	7	841.....	136	1307GY	99
10HL	83	164-4	130	335-312YW.....	7	842.....	136	1358-1	106
15.....	100	165-1	130	336-37YW.....	8	876C.....	137	1358-2	106
12BE.....	100	165-2	130	336-312YW.....	8	877.....	136	1358BE.....	104
12RD.....	100	165-3	130	351BL.....	8	885BK	105	1358BK	104
12WH.....	100	165-4	130	351BZ.....	8	887BE.....	104	1358BN.....	104
18BE.....	100	166-1	132	351GN.....	8	887BK	104	1358GN.....	104
18GN.....	100	166-4	132	351RD.....	8	887GY	104	1358GY	104
18RD.....	100	167-1	131	351YW	8	888BK	105	1425BE.....	99
18WH.....	100	167-2	131	401SD	137	888BN.....	105	1425BK	99
19.....	100	168-1	131	404-3YW	5	889.....	104	1425BKS.....	100
23BE.....	100	168-2	131	404-37YW	8	902-3RW	82	1425BN.....	99
23BK	100	182BL.....	68	440.....	83	902BW7	82	1425BNS	100
23GN.....	100	182GY	68	495.....	83	902BW9	82	1425GY	99
23RD.....	100	184BK	68	515.....	64	902PW9	82	1425GYS	100
23WH.....	100	184BL.....	68	516.....	64	902RW7	82	1425SDS	100
24TC	8	184GY	68	517.....	64	902RW9	82	1427BE.....	99
25-1	107	186BL.....	69	519.....	132	902WW7	82	1427BK	99
25BE.....	102	186GY	69	520.....	132	902WW9	82	1427BN.....	99
25BN.....	102	187YW	69	523BK	121	912BK	53	1427GY	99
25GY	102	188YW	69	523TN	121	915RD.....	53	1430BE.....	99
29.....	69	216.....	37	571.....	24	916CN.....	82	1430BK	99
32-1	107	221YW	36	573.....	24	922B	82	1430BN.....	99
32BE.....	102	222-3YW	36	596.....	23	924B	82	1430GY	99
32BK	102	222YW	36	598.....	23	932CG	82	1432BE.....	98
32BN.....	102	226-3BL.....	5	600.....	23	952.....	83	1432BK	98
32GY	102	226-3BZ.....	5	601.....	23	953.....	83	1432BN.....	98
32TUFFBK	91	226-3GN.....	5	605.....	23	989SS.....	134	1432GY	98
32TUFFGY	91	226-3RD	5	607.....	23	990W	134	1435BE.....	98, 105
43.....	116	226-3YW	5	608.....	23	991C.....	134	1435BK	98, 105
44TUFFBK	91	226-312BL.....	7	630C.....	135	992P	135	1435BN.....	98, 105
44TUFFGY	91	226-312BZ.....	7	630W	135	1001GY	89	1435GY	98, 105
48.....	71	226-312GN.....	7	631P	135	1001-ICE.....	124	1525BK-BP	120
49.....	71	226-312RD	7	632.....	134	1001WH.....	89	1525GY	120
71NBK.....	104	226-312YW.....	7	645-1	109	1002GY	92	1525GY-BP	102
71NBN	104	230-12	37	650.....	105	1002WH.....	92	1525WH.....	120
71NGY.....	104	250C.....	133	656-1	109	1181.....	128	1525WH-BP	120
72NBE.....	104	250K	133	675.....	135	1182.....	128	1530GY	120
72NGY.....	104	250W	133	676.....	134	1183.....	128	1530WH.....	120
75NBE.....	104	266-32YW.....	8	701.....	138	1184.....	128	1543GN.....	80
75NGY.....	104	271.....	69	706.....	138	1185.....	128	1543RD.....	80
104.....	129	275.....	71	711.....	138	1186.....	128	1546GN.....	80
105.....	129	276.....	71	712.....	52	1187.....	128	1546RD.....	80
106.....	129	277.....	71	715.....	52	1190.....	128	1548GN.....	80
107.....	129	330.....	83	716.....	52	1191.....	128	1548RD.....	80
119.....	38	335-3BL.....	5	730.....	138	1305BE.....	99	1580BEBN.....	70
119C.....	38	335-3BZ.....	5	772.....	24	1305BK	99	1585BEBN.....	70
120.....	38	335-3YW	5	780.....	133	1305BKS.....	100	1590BE.....	70
120C.....	38	335-9YW	7	808.....	53	1305BN.....	99	1594BK	70
125ENG.....	37	335-37BL.....	7	808L.....	53	1305BNS	100	1702BE.....	103
125SP.....	37	335-37BZ.....	7	811.....	77	1305GY	99	1702BN.....	103
132.....	105	335-37YW	7	812C.....	54	1305GYS	100	1702GY	103

1722.....	35	2818-2	106	4438GY	104	5805BK	117	6564BN.....	96
1725-1	107	2818BE.....	104	4442BK	90	5805GY	117	7315GN.....	108
1725-2	107	2818BK	104	4444-1	110	5805GY-PN	117	7315GY	101, 108
1730.....	35	2818BN.....	104	4444BL.....	89	5806BE.....	117	7316BL.....	108
1750-1	107	2818GN.....	104	4444GN.....	89	5806BK	117	7316GN.....	108
1800.....	35	2818GY	104	4444GY	89	5806GY	117	7316YW	108
1818.....	35	2907SD	103	4444GYINED	90	5810BE.....	120	7317BL.....	108
1822.....	35	2914BK	103	4444RD.....	89	5810BK	120	7325BE.....	101
1830.....	35	2914SD	103	4444WH.....	89	5811BK	120	7325BK	101
1924.....	97	2927BK	103	4444YW.....	89	5812BK	120	7325BN.....	101
2000-1	110	2927BN.....	103	4445GN.....	92	5833BK	114	7325GY	101
2000BL.....	89	2927GY	103	4445GY	92	5835BK	114	8110BL.....	81
2000GY	89	2927SD	103	4445RD.....	92	5837BK	114	8110GN.....	81
2000WH.....	89	3155.....	94	4445WH.....	92	5839BK	114	8110GY	81
2001GY	92	3175.....	94	4445YW	92	5840-1	111	8110RD.....	81
2001WH.....	92	3200-1	110	4455BK	93	5840BK	114	8110RDGM	81
2400.....	35	3200BL.....	89	4455BL.....	93	5843BK	114	8110WH.....	81
2470.....	84	3200GN.....	89	4455BN.....	93	5845BK	114	8110WHGM	81
2472.....	84	3200GY	89	4455GY	93	5849BK	115	8110YW	81
2473.....	84	3200GYINED	90	4455RD.....	93	5850-1	110	8114GY	81
2475.....	84	3200RD.....	89	4455YW	93	5850BK	97	8114RD.....	81
2510-11	84	3200WH.....	89	4456BK	92	5850YW	97	8114WH.....	81
2510-22	84	3200YW	89	4456BL.....	92	5852BK	115	8119RD.....	81
2510-3	85	3201-1	110	4456GY	92	5853BK	115	8216.....	81
2512-11	84	3201GN.....	92	4456RD.....	92	5855BK	115	8252-H.....	139
2512-22	84	3201GY	92	4457GY	93	5860.....	116	8252-V.....	139
2512-3	85	3201RD.....	92	5000GY	94	5865.....	116	8254.....	139
2514-11	84	3201WH.....	92	5001GY	95	5870.....	116	8255.....	139
2514-22	84	3201YW	92	5323.....	51	5875.....	116	8316BE.....	101
2514-3	85	3210GY	90	5325.....	51	5880.....	116	8316BK	101, 108
2514-99T.....	85	3230BL.....	93	5327.....	51	5885.....	116	8316BN.....	101
2516-22	84	3230GY	93	5328.....	51	5914-1	111	8316GY	101
2516-3	85	3230RD.....	93	5500GY	89	5916-1	111	8319.....	102, 108
2518-11	84	3231GY	93	5501GY	92	5916BK	116	8320.....	101, 108
2518-22	84	3232BK	92	5550BK	92	5930.....	122	8320-4	101, 108
2518-3	85	3232BL.....	92	5550BL.....	92	5936.....	122	8321-1	107
2518-99T.....	85	3232GY	92	5550GY	92	5948.....	122	8321BE.....	102
2550-08	64	3232RD.....	92	5550RD.....	92	5960.....	122	8321BK	102
2550-12	64	3233GY	93	5555-1	110	6012-F.....	25	8321GY	102
2550-18	64	3255.....	94	5556-1	110	6112-F.....	25	8322-1	108
2550-24	64	3303BLWH	82	5556GY	95	6451BK	96, 97	8322-2	108
2551.....	64	3303RDWH.....	82	5735BE.....	97	6452BE.....	96	8322BE.....	101
2556.....	85	3600.....	35	5735BK	97	6452BK	96	8322BK	101, 108
2557.....	85	4000-1	110	5735BN.....	97	6452BN.....	96	8322BN.....	101
2559.....	81	4000GY	94	5750BE.....	97	6454BE.....	96	8322GY	101
2560.....	81	4000RD.....	94	5750BK	97	6454BK	96	8324BE.....	98
2562.....	85	4001GY	95	5750BN.....	97	6454BN.....	96	8324BK	98
2563.....	85	4001RD.....	95	5765BK	97	6456BK	96	8324BN.....	98
2800GY	94	4114-1	106	5765BN.....	97	6457BK	96	8324GY	98
2800RD.....	94	4114-2	106	5766L.....	97	6458BK	96, 105	8325-1	109
2800WH.....	94	4114BE.....	104	5800BE.....	117	6484OY	121	8325-2	109
2801GY	95	4114BK	104	5800BK	117	6485OY	121	8325-3	109
2801RD.....	95	4114BN.....	104	5800GY	117	6561BK	96	8325-4	109
2801WH.....	95	4114GN.....	104	5801BE.....	117	6562BE.....	96	8325BE.....	98
2803.....	95	4114GY	104	5801BK	117	6562BK	96	8325BK	98
2807WH.....	123	4410GY	90	5801GY	117	6562BN.....	96	8325BN.....	98
2811RD.....	95	4418-5GY	121	5805BE.....	117	6564BE.....	96	8325-D.....	98, 109
2818-1	106	4438BE.....	104	5805BE-PN.....	117	6564BK	96	8325GY	98

9321.....	123	A02001.....	13	A02803.....	13	A07013.....	17	A70362.....	22
9326.....	123	A02002.....	13	A02804.....	13	A09002.....	17, 33	A70400.....	29
9332.....	122	A02003.....	13	A02811.....	13	A09003.....	17, 33	A70602.....	23
9720BK.....	123	A02004.....	13	A02812.....	13	A10001.....	33	A70612.....	22
9720GY.....	123	A02011.....	13	A02813.....	13	A10002.....	33	A70622.....	23
9725BK.....	123	A02012.....	13	A02814.....	13	A10003.....	33	A70642.....	22
9725GY.....	123	A02013.....	13	A02901.....	14	A10101.....	33	A70652.....	22
9762CL.....	124	A02014.....	13	A02902.....	14	A10102.....	33	A70662.....	22
9808.....	125	A02101.....	13	A02903.....	14	A10103.....	33	A70902.....	24
9816.....	125	A02102.....	13	A02904.....	14	A10202.....	33	A71002.....	24
9828.....	125	A02103.....	13	A02911.....	14	A11101.....	15	A71012.....	24
9832.....	125	A02104.....	13	A02912.....	14	A11102.....	15	A71022.....	24
9864.....	125	A02111.....	13	A02913.....	14	A11103.....	15	A71302.....	24
9906.....	125	A02112.....	13	A02914.....	14	A11104.....	15	A71612.....	22
9932.....	125	A02113.....	13	A03001.....	14	A11111.....	15	A71612B-54.....	22
9964.....	125	A02114.....	13	A03002.....	14	A11112.....	15	A71612B-60.....	22
A00601.....	12	A02201.....	13	A03003.....	14	A11113.....	15	A80803.....	21
A00602.....	12	A02202.....	13	A03011.....	14	A11114.....	15	A80805.....	28
A00603.....	12	A02203.....	13	A03012.....	14	A11201.....	15	A202016.....	20
A00611.....	12	A02204.....	13	A03013.....	14	A11202.....	15	A202020.....	20
A00612.....	12	A02211.....	13	A03151.....	15	A11203.....	15	A202024.....	20
A00613.....	12	A02212.....	13	A03202.....	16	A11204.....	15	A202032.....	20
A00701.....	12	A02213.....	13	A03203.....	16	A11211.....	15	A202116.....	20
A00702.....	12	A02214.....	13	A03212.....	16	A11212.....	15	A202120.....	20
A00703.....	12	A02401.....	13	A03213.....	16	A11213.....	15	A202124.....	20
A00711.....	12	A02402.....	13	A03302.....	16	A11214.....	15	A202132.....	20
A00712.....	12	A02403.....	13	A03303.....	16	A11301.....	15	A203116.....	20
A00713.....	12	A02404.....	13	A03312.....	16	A11302.....	15	A203120.....	20
A00901.....	12	A02411.....	13	A03313.....	16	A11303.....	15	A203124.....	20
A00902.....	12	A02412.....	13	A03501.....	18	A11304.....	15	A203132.....	20
A00903.....	12	A02413.....	13	A03502.....	18	A11311.....	15	A207116.....	20
A00911.....	12	A02414.....	13	A03503.....	18	A11312.....	15	A207120.....	20
A00912.....	12	A02501.....	13	A03511.....	18	A11313.....	15	A207124.....	20
A00913.....	12	A02502.....	13	A03512.....	18	A11314.....	15	A207132.....	20
A01101.....	12	A02503.....	13	A03513.....	18	A11401.....	18	A401012.....	19
A01102.....	12	A02504.....	13	A03612.....	17	A11402.....	18	A401016.....	19
A01103.....	12	A02511.....	13	A03613.....	17	A11403.....	18	A401020.....	19
A01111.....	12	A02512.....	13	A03701.....	18	A11404.....	18	A401024.....	19
A01112.....	12	A02513.....	13	A03702.....	18	A11411.....	18	A401032.....	19
A01113.....	12	A02514.....	13	A03703.....	18	A11412.....	18	A401112.....	19
A01201.....	12	A02601.....	13	A03711.....	18	A11413.....	18	A401116.....	19
A01202.....	12	A02602.....	13	A03712.....	18	A11414.....	18	A401120.....	19
A01203.....	12	A02603.....	13	A03713.....	18	A11501.....	15	A401124.....	19
A01211.....	12	A02604.....	13	A05001.....	15	A11502.....	15	A401132.....	19
A01212.....	12	A02611.....	13	A05002.....	15	A11503.....	15	A401920.....	17
A01213.....	12	A02612.....	13	A05003.....	15	A11504.....	15	A405016.....	19
A01301.....	12	A02613.....	13	A05011.....	15	A11511.....	15	A405020.....	19
A01302.....	12	A02614.....	13	A05012.....	15	A11512.....	15	A405024.....	19
A01303.....	12	A02701.....	13	A05013.....	15	A11513.....	15	A405032.....	19
A01311.....	12	A02702.....	13	A05101.....	15	A11514.....	15	A405116.....	19
A01312.....	12	A02703.....	13	A05102.....	15	A42302.....	16	A405120.....	19
A01313.....	12	A02704.....	13	A05103.....	15	A42303.....	16	A405124.....	19
A01501.....	12	A02711.....	13	A05111.....	15	A70302.....	22	A405132.....	19
A01502.....	12	A02712.....	13	A05112.....	15	A70312.....	22	A410016.....	19
A01503.....	12	A02713.....	13	A05113.....	15	A70322.....	22	A410024.....	19
A01511.....	12	A02714.....	13	A06002.....	14	A70332.....	22	A410032.....	19
A01512.....	12	A02801.....	13	A06003.....	14	A70342.....	22	A410116.....	19
A01513.....	12	A02802.....	13	A07012.....	17	A70352.....	22	A410124.....	19

A410132.....	19	A504316.....	21	A948118.....	19	C016018.....	44	C104020.....	32
A414012.....	19	A504320.....	21	A956001.....	16	C016024.....	44	C104024.....	32
A414016.....	19	A504324.....	21	A956002.....	16	C016036.....	44	C106020.....	31
A414020.....	19	A504332.....	21	A956003.....	16	C016048.....	44	C107013.....	32
A414024.....	19	A551316.....	21	A956011.....	16	C016060.....	44	C107018.....	32
A414032.....	19	A551320.....	21	A956022.....	16	C041018.....	45	C107020.....	32
A414112.....	19	A551324.....	21	A956033.....	16	C041024.....	45	C107024.....	32
A414116.....	19	A551332.....	21	A956101.....	16	C041036.....	45	C108013.....	32
A414120.....	19	A552316.....	21	A956102.....	16	C041048.....	45	C108018.....	32
A414124.....	19	A552320.....	21	A956103.....	16	C041060.....	45	C108020.....	32
A414132.....	19	A552324.....	21	A957024.....	19	C042018.....	45	C108024.....	32
A419016.....	20	A552332.....	21	A957124.....	19	C042024.....	45	C109018.....	31
A419020.....	20	A555316.....	21	A958024.....	19	C042036.....	45	C109020.....	31
A419024.....	20	A555320.....	21	A958124.....	19	C042048.....	45	C110020.....	49
A419032.....	20	A555324.....	21	B601018.....	18	C042060.....	45	C123018.....	32
A419116.....	20	A555332.....	21	B601024.....	18	C051018.....	45	C123024.....	32
A419120.....	20	A605012.....	21	B603000.....	5	C051024.....	45	C124018.....	32
A419124.....	20	A605016.....	21	B608004.....	34	C051036.....	45	C127018.....	32
A419132.....	20	A605024.....	21	B610000.....	34	C051048.....	45	C128018.....	32
A427016.....	20	A606012.....	21	B611000.....	34	C051060.....	45	C128024.....	32
A427024.....	20	A606016.....	21	B805000.....	25	C052018.....	45	C302018.....	46
A427032.....	20	A606024.....	21	B806000.....	25	C052024.....	45	C302024.....	46
A427116.....	20	A606032.....	21	B809000.....	25	C052036.....	45	C302036.....	46
A427124.....	20	A827009.....	19	B809500.....	25	C052048.....	45	C302048.....	46
A427132.....	20	A827109.....	19	BCVP.....	80	C052060.....	45	C302060.....	46
A427316.....	20	A837011.....	19	C123-2YW.....	36	C057018.....	45	C401018.....	46
A427324.....	20	A837111.....	19	C2400.....	35	C057024.....	45	C401024.....	46
A427332.....	20	A847015.....	19	C3600.....	35	C057036.....	45	C401036.....	46
A428016.....	20	A847115.....	19	C001018.....	44	C057048.....	45	C401048.....	46
A428024.....	20	A857022.....	19	C001024.....	44	C057060.....	45	C401060.....	46
A428032.....	20	A857122.....	19	C001036.....	44	C058018.....	45	C404018.....	46
A428116.....	20	A901012.....	19	C001048.....	44	C058024.....	45	C404024.....	46
A428124.....	20	A901112.....	19	C001060.....	44	C058036.....	45	C404036.....	46
A428132.....	20	A902016.....	19	C003018.....	44	C058048.....	45	C404048.....	46
A430016.....	20	A902116.....	19	C003024.....	44	C058060.....	45	C404060.....	46
A430020.....	20	A903020.....	19	C003036.....	44	C090018.....	49	C412018.....	47
A430024.....	20	A903120.....	19	C003048.....	44	C090024.....	49	C412024.....	47
A430032.....	20	A904028.....	19	C003060.....	44	C090036.....	49	C412036.....	47
A430116.....	20	A904128.....	19	C004018.....	44	C090048.....	49	C412048.....	47
A430120.....	20	A911012.....	19	C004024.....	44	C091018.....	48	C412060.....	47
A430124.....	20	A911112.....	19	C004036.....	44	C091024.....	48	C414018.....	46
A430132.....	20	A912016.....	19	C004048.....	44	C091036.....	48	C414024.....	46
A430316.....	20	A912116.....	19	C004060.....	44	C091048.....	48	C414036.....	46
A430320.....	20	A913020.....	19	C013018.....	44	C092018.....	48	C414048.....	46
A430324.....	20	A913120.....	19	C013024.....	44	C092024.....	48	C414060.....	46
A430332.....	20	A914028.....	19	C013036.....	44	C092036.....	48	C429000.....	49
A431016.....	20	A914128.....	19	C013048.....	44	C092048.....	48	C501000.....	47
A431020.....	20	A927010.....	19	C013060.....	44	C092060.....	48	C601000.....	47
A431024.....	20	A927110.....	19	C014018.....	44	C095018.....	48, 50	C603000.....	47
A431032.....	20	A928010.....	19	C014024.....	44	C095024.....	48, 50	C629000.....	79
A431116.....	20	A928110.....	19	C014036.....	44	C095036.....	48, 50	C630000.....	47
A431120.....	20	A937014.....	19	C014048.....	44	C095048.....	48, 50	C702018.....	50
A431124.....	20	A937114.....	19	C014060.....	44	C103013.....	32	C702024.....	50
A431132.....	20	A938014.....	19	C015018.....	44	C103018.....	32	C702036.....	50
A503316.....	21	A938114.....	19	C015024.....	44	C103020.....	32	C702048.....	50
A503320.....	21	A947018.....	19	C015036.....	44	C103024.....	32	C702060.....	50
A503324.....	21	A947118.....	19	C015048.....	44	C104013.....	32	C702072.....	50
A503332.....	21	A948018.....	19	C015060.....	44	C104018.....	32	C706000.....	79

C707000.....	47	E507112.....	56	F101018.....	60	I005100.....	34	N006019.....	65
C714000.....	29	E513500.....	55	F101024.....	60	I301108.....	72	N006021.....	65
C714003.....	29	E515012.....	56	F101036.....	60	I301120.....	72	N007017.....	65
C714060.....	29	E603000.....	52	F101118.....	60	I302108.....	72	N007019.....	65
C716024.....	30	E700016.....	75	F101124.....	60	I302120.....	72	N007021.....	65
C717011.....	30	E701016.....	75	F102018.....	60	I303008.....	72	N009017.....	65
C717016.....	30	E710016.....	75	F102024.....	60	I303020.....	72	N009019.....	65
C717018.....	30	E711016.....	75	F102030.....	60	I303108.....	72	N009021.....	65
C717022.....	30	E720016.....	75	F102036.....	60	I303120.....	72	N010015.....	65
C801060.....	50	E721016.....	75	F103018.....	60	I304008.....	72	N010017.....	65
C801260.....	50	E730016.....	75	F103024.....	60	I304020.....	72	N010019.....	65
C801360.....	50	E731016.....	75	F103036.....	60	I304108.....	72	N010021.....	65
C903000.....	47	E790016.....	76	F103118.....	60	I304120.....	72	N012008.....	65
CB-5YW.....	28	E791016.....	76	F103124.....	60	I502208.....	73	NEFB-28.....	30
E001000.....	78	E800016.....	75	F201016.....	61	I502220.....	73	NI100.....	129
E002000.....	78	E801016.....	75	F501000.....	34	I601000.....	73	NI101MF.....	129
E101000.....	78	E810016.....	75	F521880.....	61	J401000.....	73	P129-1.....	130
E102000.....	78	E811016.....	75	F522480.....	61	J501001.....	132	P135-1.....	130
E117000.....	79	E820016.....	75	F531880.....	61	J502100.....	132	P222.....	129
E120000.....	78	E821016.....	75	F532480.....	61	J503001.....	132	RT22.....	137
E122000.....	79	E830016.....	75	FFA16.....	33	J506000.....	132	RT23.....	137
E204036.....	77	E831016.....	75	FFA18.....	33	J507017.....	133	RRVP-1.....	80,131
E206010.....	77	E840016.....	75	FFD10016.....	33	K001000.....	74	S222-IRD.....	36
E208000.....	76	E841016.....	75	FFD10018.....	33	K003000.....	75	SB-5YW.....	28
E224000.....	79	E850016.....	76	FFD15016.....	33	KCVP.....	80	SW2YW.....	6
E224100.....	79	E851016.....	76	FFD15018.....	33	L401000.....	74	SW7BL.....	6
E225000.....	78	F002018.....	58	FFM10016.....	33	L402000.....	74	SW7BZ.....	6
E225100.....	78	F002024.....	58	FFM10018.....	33	L403000.....	74	SW7YW.....	6
E228000.....	76	F002036.....	58	FFM15016.....	33	L404000.....	74	SW9YW.....	6
E317000.....	79	F002118.....	58	FFM15018.....	33	L407124.....	74	SW12BL.....	6
E320000.....	78	F002124.....	58	H333SS.....	138	L407224.....	74	SW12BZ.....	6
E322000.....	79	F003018.....	58	H8316BE.....	101	L407324.....	74	SW12GN.....	6
E402208.....	77	F003024.....	58	H8316BK... 101, 108		LD501.....	138	SW12RD.....	6
E403208.....	77	F003036.....	58	H8316BN.....	101	M101060.....	63	SW12YW.....	6
E408208.....	77	F003118.....	58	H8316GY.....	101	M101072.....	63	SYS-5.....	28
E409100.....	73	F003124.....	58	H8322-1.....	108	M104060.....	63	SYSH-5.....	30
E500000.....	54	F004018.....	58	H8322-2.....	108	M105060.....	63	YSK-1.....	27
E502018.....	55	F004024.....	58	H8322BE.....	101	M106060.....	63	YSK-2.....	27
E502024.....	55	F004036.....	58	H8322BK... 101, 108		M109054.....	63	T1600BE.....	103
E502028.....	55	F004118.....	58	H8322BN.....	101	M109060.....	63	T1600BN.....	103
E502036.....	55	F004124.....	58	H8322GY.....	101	M117060.....	63	T1600GY.....	103
E503000.....	55	F006018.....	59	HJ254910.....	125	M119060.....	63	T1700BE.....	103
E503017.....	55	F006024.....	59	HK007210.....	133	M202000.....	61	T1700BN.....	103
E503028.....	55	F006036.....	59	I001010.....	62	MF-5BK.....	28	T1700GY.....	103
E503500.....	55	F006118.....	59	I001012.....	62	MFH-28.....	30	T1700WH...103, 107	
E503600.....	54	F006124.....	59	I002010.....	62	MFT-5BK.....	28	T7318BN/BE.....	101
E504000.....	55	F007018.....	59	I002012.....	62	N002017.....	64	T7318GY/GY.....	101
E504028.....	55	F007024.....	59	I003010.....	62	N002019.....	64	V444SS.....	138
E504500.....	55	F007036.....	59	I003012.....	62	N002021.....	64	WJ509001.....	133
E507008.....	56	F007118.....	59	I004000.....	34	N006017.....	65	WJ510000.....	133
E507012.....	56	F007124.....	59						



ECO-ENGINEERED

Our green story starts out with a healthy dose of our entire wet mop program. All are environmentally friendly and constructed with a level of quality that ensures long-lasting durability. From jeans to soda bottles, we've found a way to repurpose trash into commercial grade solutions.



Scan to Learn More



For product information or a distributor near you:

Inside the US 800 325 1051 • Canada 877 947 7117 • Outside the US & Canada +1 314 656 4301