

☒ Recommended for very high traffic areas.

☐ **Standard Model 2921-W00000 (high impact ABS - white) *Bradex***

☐ **Standard Model 2921-S00000 (high impact ABS - Silver) *Bradex***



Product Materials

2921-W Cover: High impact ABS; White. Antimicrobial agent applied to inhibit the growth of mold, mildew and fungus.

2921-S Cover: high impact ABS; Silver. Antimicrobial agent applied to inhibit the growth of mold, mildew and fungus.

Adjustable Motor: thermally protected universal brush type motor operating at 35,000 RPM. High/Low setting options.

Filter: HEPA filter with odor neutralizing tablet reduces contaminants in the air when hand drying.

Sensor Operation: electronic infrared sensor. Automatic shut off after 20 seconds.

Water Reservoir: collects water to prevent water from going on the floor.

LED Display: LED's 1 through 4 flash green while dryer is in operation. LED 5 is solid green when dryer is in standby mode; solid blue when dryer is in operation. LED 6 is unlit during normal operation; flashing red when HEPA filter requires replacement. LED 7 is unlit during normal operation; solid blue when water collection tank needs emptying.



Guide Specification

Surface-mounted ADA-compliant hand dryer shall have an antimicrobial, high impact ABS cover in white (2921-W) and silver (2921-S). Hand dryer shall have a High/Low adjustable setting motor. Motor shall have a power consumption of 1200 watts powered by a thermally-protected universal brush operating at 35,000 RPM. Dryer shall operate at 76 dB while delivering 85 CFM of air and 335 MPH velocity (29,480 LFM). Dryer shall have a consumption of 10 amps.

Overall dimensions: 26¼"H x 13"W x 9¼"D (667mm x 330mm x 235mm)

Weight: 19.5 lb (8.9 kg)

Installation

Verify all rough-in dimensions prior to installation. Hand dryers require a dedicated circuit and must be properly grounded. GFI Circuit protection is recommended. It is recommended that 1 of the 4 mounting anchors is fastened into a wall stud or support. Dryer has a polarized plug eliminating the need for hard wiring. In order to prevent exposure of the electrical cord, Bradley recommends using a recessed outlet box. Bradley's recessed outlet box part number is P10-752.

Operation

Place hands into cavity of dryer. Slowly move hands up and down through air steam until dry. Dryer will stop after hands are removed from cavity.

ADA Compliant

- ☒ Consult local and national accessibility codes for proper installation guidelines.
- ☒ Conformity and compliance to local and national codes is the responsibility of the installer.

Product Specifications

Voltage:	110–120 V	Consumption:	10 A
Nominal power:	1200 W	RPM:	35,000
Airflow:	85 CFM	Airspeed:	29,480 LFM
Noise level:	76 dB	Insulation:	Grounding required
Frequency:	60 Hz	Certificates:	UL 507 / CSA C22.2 (No. 68)
Drying time:	10–12 seconds	Mounting:	Surface. ADA-compliant
Protection level:	IP33		

**Washroom Accessories
Document No. 8258**

Orders composed of products indicated as **Bradex** will be available to ship in three days after receipt of order at the factory. There is no pricing penalty for this service from Bradley.

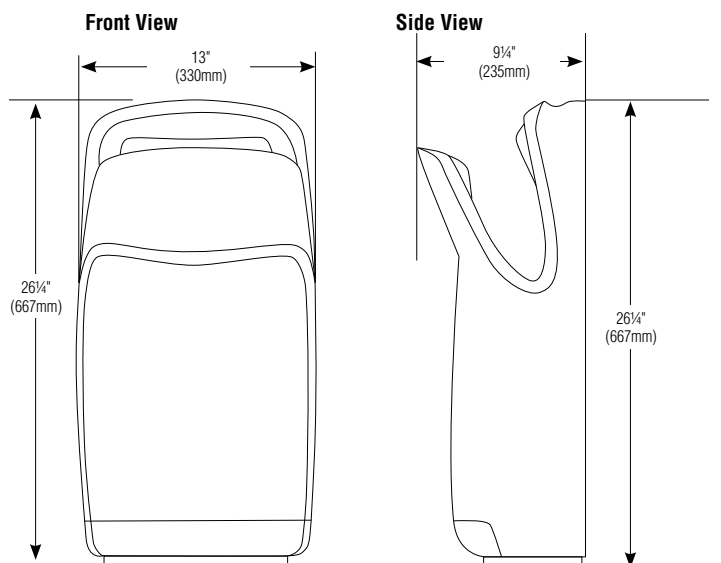
Page 1 of 2

This information is subject to change without notice.

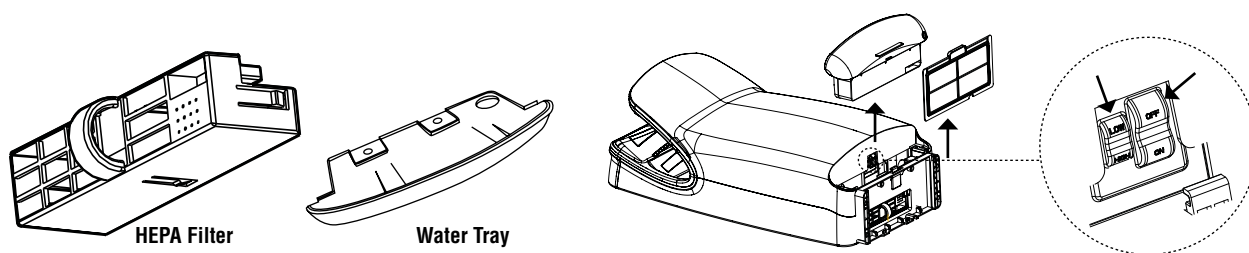
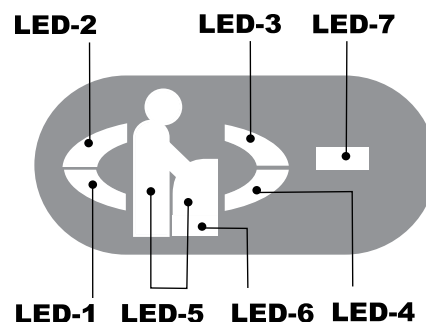
1/6/2014

© 2014 Bradley
P.O. Box 309, Menomonee Falls, WI 53052-0309
Phone: 800.BRADLEY (800.272.3539) Fax: 262.253.4161
bradleycorp.com

Dimensions



LED Display



Washroom Accessories
 Document No. 8258

Orders composed of products indicated as **Bradex**® will be available to ship in three days after receipt of order at the factory. There is no pricing penalty for this service from Bradley.

Page 2 of 2

This information is subject to change without notice.

1/6/2014

© 2014 Bradley
 P.O. Box 309, Menomonee Falls, WI 53052-0309
 Phone: 800.BRADLEY (800.272.3539) Fax: 262.253.4161
 bradleycorp.com