



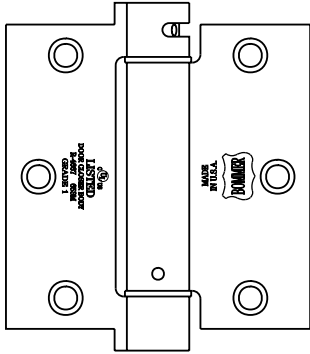
Single Acting Spring Hinges

LUBE BEARING LB4300 SERIES

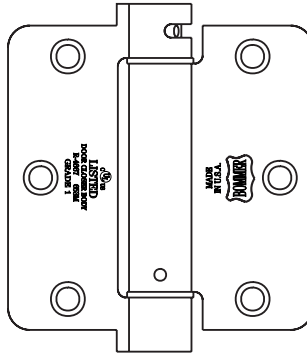
PATENT 6,460,220

cUL^{US} LISTED GRADE 1

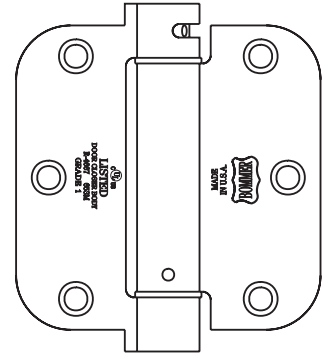
**BHMA Certified Grade 1
For 1 MILLION CYCLES**



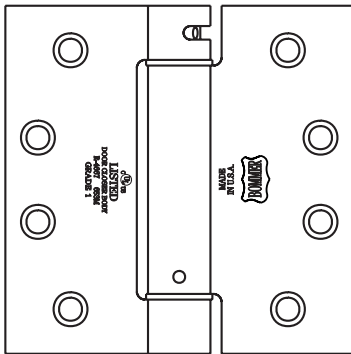
LB4310-350
Square Corner



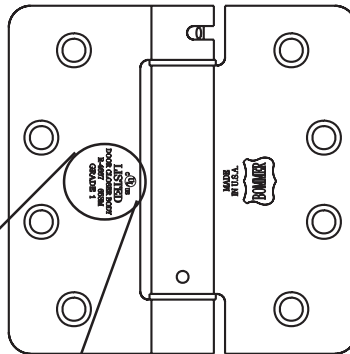
LB4311-350
1/4" Radius



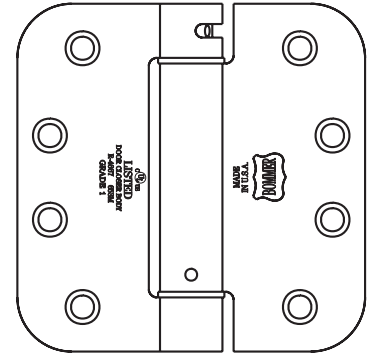
LB4312-350
5/8" Radius




LB4310-400
Square Corner



LB4311-400
1/4" Radius



LB4312-400
5/8" Radius



All Bommer LB4300 Series
Hinges Have the UL Listing
Mark Stamped on each Hinge



Single Acting Spring Hinges

LUBE BEARING LB4300 SERIES
PATENT 6,460,220

LB4310 STEEL

FULL MORTISE

ANSI K81071F

LB4311 STEEL

FULL MORTISE

ANSI K81071F

LB4312 STEEL

FULL MORTISE

ANSI K81071F

cULUS LISTED GRADE 1

BHMA Certified Grade 1
For 1 MILLION CYCLES

- **UL LISTED FOR FIRE DOOR APPLICATIONS**
- **NON-HANDED**
- **STEEL MATERIAL**
- **SELF LUBRICATING BEARINGS**
- **EASILY ADJUSTABLE SPRING TENSION**
- **ANSI TEMPLATED SCREW HOLE PATTERN**
- **PIVOT POINT ALIGNS WITH RESIDENTIAL BUTT HINGES GAGE .085 TO .109**

Item no.	Hinge Size	Corners	Gauge of Metal	Hole Pattern	Number of Holes	Screw Size		Hinge Quantity		Average Case Weight
						Wood	Machine	Box	Case	
LB4310-350	3 1/2" x 3 1/2"	Square	.096	Template	6	#10 x 3/4"	#10-24x 1/2"	2	40ea.	27 lbs.
LB4311-350	3 1/2" x 3 1/2"	1/4" Radius	.096	Template	6	#10 x 3/4"	#10-24x 1/2"	2	40ea.	27 lbs.
LB4312-350	3 1/2" x 3 1/2"	5/8" Radius	.096	Template	6	#10 x 3/4"	#10-24x 1/2"	2	40ea.	27 lbs.
LB4310-400	4" x 4"	Square	.096	Template	8	#10 x 3/4"	#10-24x 1/2"	2	40ea.	32 lbs.
LB4311-400	4" x 4"	1/4" Radius	.096	Template	8	#10 x 3/4"	#10 Head w/ #12-24x1/2" Thread	2	40ea.	32 lbs.
LB4312-400	4" x 4"	5/8" Radius	.096	Template	8	#10 x 3/4"	#10-24x 1/2"	2	40ea.	32 lbs.

NOTES :

Reverse springs available that are not “**UL Listed**”, please contact factory for availability.

SH-5

“Over 125 Years of Quality”



Single Acting Spring Hinge

LUBE BEARING LB4300 SERIES

PATENT 6,460,220



LISTED GRADE 1 UNITED STATES AND CANADA

BHMA Certified GRADE 1 For 1 Million Cycles

Bommer Industries Lube Bearing LB4300 Series Single Acting Spring Hinge is Listed by Underwriters Laboratories to meet ANSI A156.17 Grade 1 for self closing hinges (approved for fire door applications). BHMA Certified to conform to all ANSI A156.17 Grade 1 standards for 1 million cycles.

Uses for Single Acting Spring Hinge

Minimizes cost of installing a door closing device on industrial, commercial, institutional and residential applications. Used to convert doors to self-closing in existing buildings. For use in hotels, motels, apartments, dormitories, residences, etc., where doors are required to be self closing. (**always verify local fire code requirements**)

Labeled Doors - Maximum door sizes and number of hinges required is based on limits set forth in NFPA #80. NFPA #80 requires a minimum of two (2) spring hinges on labeled fire door applications. LB4300 Series hinges are listed by UL for fire rated openings up to and including 3 hour, **A label** openings. Wind conditions, excessive air pressure on side of opening, or other adverse job conditions may require the use of all spring hinges. **For maximum versatility use all spring hinges.**

UL listed spring hinges are not available with reverse springs.

Maximum Labeled Door Size - 3'-0" wide x 7'-0" high x 1 3/4" thick as set in NFPA #80.

PLEASE NOTE : Always verify local fire code requirements.

Non-Labeled Doors - Maximum door width - 4'-0". For doors over 7'-6" in height, use an additional hinge for each additional 30" of height or fraction thereof.

HINGE SELECTION FOR MAXIMUM DOOR SIZE

Maximum Labeled Door Size Recommended 3'-0" Wide x 7'-0" High				
4300 SERIES			HINGE SELECTION	
Recommended Maximum Door Weight (LBS.)			SPRING HINGES	BUTT HINGES
350 3 1/2" X 3 1/2"	400 4" X 4"	450 4 1/2" X 4 1/2"		
70	85	115	2 Each	1 Each
90	110	150	3 Each	NONE

***NOTES:**

When Installing a Bommer LB4300 Series Spring Hinge with a butt hinge the following guidelines should be followed:

3 1/2" and 4" .096 Gage Spring Hinge with 3 1/2" and 4" Residential butt hinge gage .085 to .109

3 1/2" and 4" .130 Gage Spring Hinge with 3 1/2" and 4" light Commercial butt hinge gage .123 to .130

4 1/2" .134 Gage Spring Hinge with 4 1/2" Commercial butt hinge gage .134