



# DOOR LOCKER JIG

## DOOR LOCK JIGS

### 70145

#### Wood Door Lock Installation Kit, with Carbide Spur Bits

##### Features:

- ▶ This kit is supplied with door boring fixture that is adjustable from 2-3/8" to 2-3/4" backset positions and for wood doors as thin as 1" to 2-1/2" thick includes a bushing and a reducer ring (70130 & 70140)
- ▶ Kit includes three Carbide Tipped Spur Bits for boring 1" edge-bore and 2-1/8" cross-bore and the 1-1/2" cross-bore for dead bolts along with a quick release adapter (70151, 70152, 70153 & 70143)
- ▶ Also includes Latch and Strike templates for a finish mortise (70131, 70132, 70133 & 70134)
- ▶ 3 center locators also included along with a center marker (70135, 70136, 70137 & 70142)
- ▶ Comes in a nice blow molded case (70147)



### 70131

#### Latch Template 1" x 2-1/4"



##### Features:

- ▶ Creates a finish mortise of 1" by 2-1/4" for the edge of the door
- ▶ Use a 5/8" outside diameter router template guide on your router and a 1/2" hinge mortising bit

### 70133

#### Latch Template 1-1/8" x 2-1/4"



##### Features:


- ▶ Creates a finish mortise of 1-1/8" by 2-1/4" for the edge of the door
- ▶ Includes the red plastic center locator to position the template on the edge of the door in reference to the 1" hole bored in the door edge
- ▶ Use a 5/8" outside diameter router template guide on your router and a 1/2" hinge mortising bit with this template

### 70130

#### Drill Fixture

##### Features:

- ▶ This clamp on door fixture will adjust from 2-3/8" to 2-3/4" backset positions for most all cylindrical locksets and will adjust for doors from as thin as 1" to 2-1/2" thick



### 70132

#### Strike Template 1-3/4" x 2-1/4" Full Lip



##### Features:

- ▶ Creates a finish mortise of 2-1/4" high x 1-3/4" wide or Full Lip (cuts clear through the edge of the door jamb) on the edge of the jamb for doors up to 1-3/4" thick
- ▶ Length of the template is 10" and it's supplied with two nail attaching assemblies to attach to your door jamb. Adjustable for 1-3/8" and 1-3/4" door jambs
- ▶ Use a 1/2" cutter and a 5/8" OD template guide attached to your router to produce perfect mortises

### 70134

#### Strike Template 1-1/8" x 2-3/4" 'T' & Dead Bolt Strike



##### Features:

- ▶ Creates the finish mortise for the strike plate when installing "T" strikes with a finish size of 1-1/8" x 2-3/4" and also deadbolts with the same dimension
- ▶ A red plastic block off plate is installed across the "T" part of the pocket with two screws to form the deadbolt pocket
- ▶ Use a 5/8" outside diameter router template guide on your router and a 1/2" hinge mortising bit with this template.



# DOOR LOCKER JIG

## DOOR LOCK JIGS

### 70135

Center Locator, 1" X 2 1/4"

### 70136

Center Locator, 1-1/8" X 2 1/4"

### 70137

Center Locator, 1-1/8" X 2 3/4"



#### Features:

- ▶ Center locators will precisely locate the template over the hole bored into the door or jamb. Just insert the locator into the bored hole, place the template over the locator, set the nails to attach the template onto the door or jamb, remove the locator and rout the mortise with your router

### 70139

Latch Mortiser for Door Lock Installation Kit 1" x 2-1/4"

#### Features:

- ▶ This design offers a removable steel blade that you can sharpen with your own file but also replace with a new blade when needed.
- ▶ Easy to use, just insert the aluminum center alignment plug into the 1" latch bore on the edge of your door, then strike the steel handle with your hammer to create the outline of the 1" x 2-1/4" latch that you are installing.
- ▶ Use your own hand chisel to finish the mortise in the door edge



### 70141

Bronze Bushing  
1/2" ID X 1-1/2" Long



#### Features:

- ▶ Our sintered bronze bushings are easy to install. A full 1 1/2" long these bushing will keep the edge-bore and cross-bore bits in perfect alignment.

### 70142

Center Marker, for 1" Latch Bore with Stainless Steel Point




#### Features:

- ▶ The Strike Locator is used to mark a door jamb for proper installation

### 70138

Strike Mortiser for Door Lock Installation Kit  
1" x 2-1/4" (Full Lip)



#### Features:

- ▶ This three-sided mortis marker is made from tough stuff, made to stand up to the beating that your hammer will give it
- ▶ It will cut the outline of the mortise with its sharp edges
- ▶ Use your chisel to complete the mortise to the proper depth

### 70140

Reducer Ring  
Standard 2-1/8 Inch  
to 1-1/2 Inch Reduction



#### Features:

- ▶ This standard reducer ring will reduce the hole opening in the back plate down from 2-1/8" to 1-1/2" when using the 1-1/2" bit for deadbolts
- ▶ The back plate prevents splintering of the door face when drilling the cross-bore hole

### 70143

Quick Release Adapter for Door Lock Installation



#### Features:

- ▶ A three-sided 1/2" shank works like an air tool quick chuck
- ▶ Simple pull on the sleeve releases the bit

### 70154

90° Spring Loaded Corner Chisel  
Premium Small Replaces Templaco CC-1

#### Features:

- ▶ Square out the corners of the mortise left by your router bit.
- ▶ If you are installing latch or strike plates with square corners you need this tool.
- ▶ It will cut out that little round corner of wood in the mortise and make it a perfect square, with just one hit with a hammer.
- ▶ It also works on hinge mortises







# DOOR LOCKER JIG

## DOOR LOCK JIGS

### 70144

#### Template Repair Kit

##### Features:

- ▶ All the hardware necessary to build your own or repair a template
- ▶ Kit includes two nail assemblies with nuts and two plastic stops with screws



### 70147

#### Carrying Case – Red Color

##### Features:

- ▶ A heavy-duty Black plastic double wall construction in the body of this case gives long lasting service and protects your Door Locker Jig kit from damage



### 70149

#### Stops (1 Pair) With Screws

##### Features:

- ▶ These hard-plastic template stops have a full 1/2" of adjustment, over 1/8" more than our old style stops
- ▶ Stops measure 1.149" tall x 1.125" wide x .191" thick and have two slots that are .175" x .750" long



### 70120

#### Door & Board Lifter

##### Features:

- ▶ Foot operated lifter to support door while fitting into frame
- ▶ Lifts door 2-3/8 inch high and maximum weight of 165 pounds
- ▶ Raises up parallel with 360 degree rotation
- ▶ Made of metal with non-marring foot pad




### 70146

#### Latch & Strike Templates (A & B) with Center Locators Finish Sizes (1" x 2-1/4", 1-1/8" x 2-1/4", 1-1/8" x 2-3/4")

##### Features:

- ▶ This kit includes Latch and Strike templates for a finish mortise (70131, 70132, 70133 & 70134)
- ▶ 3 center locators also included (70135, 70136, 70137)



### 70148

#### Nail Assembly (1 Pair) With Nuts

##### Features:

- ▶ Includes two nail assemblies and attaching nuts
- ▶ The double headed nails are heat treated for strength and then nickel plated
- ▶ Nails are held into their respective steel bushings with a solid brass retaining ring



### 70150

#### Self-Adjusting Door Holder

##### Features:

- ▶ Features wedge design to adjust for door thickness of 1" to 2-1/4"
- ▶ Damage free application prevents scratching and gouging
- ▶ Instant in and out feature saves time





# DOOR LOCKER JIG

## DOOR LOCK JIGS

### 70151

1" Carbide  
Tipped Spur Bit



#### Features:

- ▶ 1" Carbide 1/2" Shank With 3/8" Hex End
- ▶ Overall length: 8 inches
- ▶ High quality micro grain carbide cutting surfaces are welded to each cutter face and tip

### 70152

1-1/2" Carbide  
Tipped Spur Bit



#### Features:

- ▶ 1-1/2" Carbide 1/2" Shank With 3/8" Hex End
- ▶ Overall length: 7 inches
- ▶ High quality micro grain carbide cutting surfaces are welded to each cutter face and tip

### 19604

9 Pcs. Brass Router Bushing Set



#### Includes:

Part# 19660, 19661, 19662, 19663,  
19664, 19665, 19666, 19667

#### Features:

- ▶ Set comes in a Plastic Blow Molded Case
- ▶ 7 assorted bushings & 2 lock nuts
- ▶ Part# 19660, I.D. 21/32" - O.D. 3/4"
- ▶ Part# 19661, I.D. 11/32" - O.D. 7/16"
- ▶ Part# 19662, I.D. 13/32" - O.D. 1/2"
- ▶ Part# 19663, I.D. 9/32" - O.D. 3/8"
- ▶ Part# 19664, I.D. 5/8" - O.D. 54/64"
- ▶ Part# 19665, I.D. 17/32" - O.D. 5/8"
- ▶ Part# 19666, I.D. 1/4" - O.D. 5/16"

### 70153

2-1/8" Carbide Tipped  
Spur Bit



#### Features:

- ▶ 2-1/8" Carbide, 1/2" Shank With 3/8" Hex End
- ▶ Overall length: 7 inches
- ▶ High quality micro grain carbide cutting surfaces are welded to each cutter face and tip

### 19160

#5 VIX-BIT 7/64" Self-Centering Hinge Bit  
with 1/4" Hex Shank



### 19161

#9 VIX-BIT - 9/64" Self-Centering Hinge Bit  
with 1/4" Hex Shank

#### Features:

- ▶ Self-centering function of drill bit for precise positioning and drilling without walking around
- ▶ 1/4" hex shank (6.35mm), fast, one-handed load and release of bits

### 19668

Brass Router Template Guide Kit



#### Includes:

Part# 19665, 19667  
(can be purchased separately)

#### Features:

- ▶ I.D. 17/32" - O.D. 5/8"
- ▶ Knurled surface for easy tightening
- ▶ Compatible with all template guides
- ▶ Comes in Carded Display Pack

Limited Time Offer To Stock On Hand  
Through 11/15/2019, Not Retroactive  
And, Cannot Be Combined With  
Other Discounts Or Offers.



**American General Tool Group**

[www.bighorncorp.com](http://www.bighorncorp.com)

TOLL FREE: 1-888-455-8665 Fax: 760-480-0411 Email: [sales@americangeneraltools.com](mailto:sales@americangeneraltools.com)

If you wish to be removed from this list, call 888-455-8665 or FAX back to 760-480-0411