

### SAW STOP AWARD WINNING SAFETY SYSTEM

- Award winning safety system
- Detects the difference between wood and fingers
- Patented technology
- Revolutionizing table saw safety!



#### The Consequences Are Life Changing A Saw Injury Is Traumatic. The Consequences Can Last A Lifetime.

- Extreme pain
- Permanent loss of use
- Loss of income-earning abilities
- Loss of ability to pursue hobbies

#### BEFORE AN INJURY STOPS YOU.



Without Sawstop



With Sawstop

Reality: Accidents happen, and when they occur, they have a tremendous impact on an employee's health as well as the employer's bottom line. Many accidents associated with table saws result in amputations that require vast monetary payouts by employers.

• **OSHA estimates one amputation will cost a company at least \$101,467.**

• **Operating at a 10% net profit margin, a company must earn an additional \$1,014,670 in sales revenue to cover this cost.**

### Frequently Asked Questions

#### How Does It Work?

The safety system induces an electrical signal onto the blade and then monitors that signal for changes. When something conductive (i.e. the human body) comes in contact with the blade the change in the electrical signal is detected and the blade shuts down in milliseconds.

#### How Long Does It Take To Change From A Standard Brake To A Dado Brake?

The brake cartridge is a single unit that requires no tools to insert and remove. It's easy to change cartridges while you are changing blades, adding virtually no time to the task.

#### Can The Saw Be Used To Cut Conductive Materials?

Customers do need the ability to cut conductive materials sometimes. When that need arises they can simply operate the saw in Bypass Mode which deactivates the safety system and will allow them to cut materials such as aluminum and other conductive materials.

#### What Happens If The Blade Comes In Contact With A Nail Or Staple In The Wood?

Generally, the safety system will not activate when a staple or nail is cut. Although conductive, these objects are not large enough to cause the safety system to activate unless they are grounded to the table or operator when they contact the blade.

#### What Has To Be Done If The Safety System's Brake Cartridge Is Activated?

If the safety system is activated the customer will need to change the blade and replace the brake cartridge (stock items for Würth Baer). Replacing the brake cartridge is simple and takes less than five minutes.

#### Can The Blade Be Reused If The Safety System Brake Is Activated?

When the safety system is activated it will generally damage one to two teeth on the blade. It is usually cost-effective to have high-quality blades repaired by a qualified blade sharpening service, less expensive blades should be discarded.

## CONTRACTOR SAW 1.75 HP



WXCNS175-TGP52

### Contractor Saw (CNS) 10" Contractor Saw

#### Standard features include:

- SawStop's patented safety system.
- Riving knife reduces the risk of kickback.
- Diagnostic system ensures the saw is ready to respond.
- Micro Blade Guard.



Item #	Description
WXCNS175-SFA30	1.75HP, 115/230V, 60Hz. Includes: 30" aluminum extrusion fence system
WXCNS175-TGP36	1.75HP, 115/230V, 60Hz. Includes: 36" Professional T-Glide Fence System Assembly including table.
WXCNS175-TGP52	1.75HP, 115/230V, 60Hz. Includes: 52" Professional T-Glide Fence System Assembly including table.

#### Additional Accessories

Item #	Description
WXTSG-DC	Dust Collection Blade Guard
WXTSA-ODC	Overarm Dust Collection (Requires WXTSG-DC & WXCNS-DSP)
WXMB-PCS-000	PCS Mobile Base (Cannot use with out-feed table.)
WXMB-IND-000	ICS Mobile Base (Requires adapter for PCS use)
WXMB-IND-500	Adapter Kit for Mobile Base to fit PCS
WXOFT30-CNS-000	30" Out-Feed Table
WXTSBC-10R2	Standard Brake Cartridge
WXTSDC-8R2	Dado Brake Cartridge
WXTSI-SLD	Standard Lockdown Insert, Zero Clearance
WXTSI-DLD	Dado Lockdown Insert, Zero Clearance
WXBTS-R-40ATB	40 Tooth Combo Blade, Titanium Series
WXBTS-P-80HATB	80 Tooth Saw Blade, Titanium Series

## PROFESSIONAL CABINET SAW 1.75 HP



WXPCS175 Series pictured with Dust Collection Blade Guard and Overarm Dust Collection. (sold separately).

### 1.75 HP Professional Cabinet Saw (PCS175) 10" Cabinet Saw

#### Standard features include:

- SawStop's patented safety system.
- Riving knife reduces the risk of kickback.
- Diagnostic system ensures the saw is ready to respond.
- Micro Blade Guard



Item #	Description
WXPCS175-PFA30	1.75HP, 120V, 60Hz. Includes: 30" Premium Fence Assembly
WXPCS175-TGP236	1.75HP, 120V, 60Hz. Includes: 36" Professional T-Glide Fence System Assembly including table.
WXPCS175-TGP252	1.75HP, 120V, 60Hz. Includes: 52" Professional T-Glide Fence System Assembly including table.

#### Additional Accessories

Item #	Description
WXTSG-DC	Dust Collection Blade Guard
WXTSA-ODC	Overarm Dust Collection (Requires WXTSG-DC, sold separately)
WXMB-PCS-000	PCS Mobile Base includes: (2) 360° Swivel Casters and (2) Rigid Casters (Cannot use with out-feed table.)
WXMB-PCS-IND	ICS Mobile Base, Industrial Version includes (4) 360° Swivel Casters (Includes adapter for PCS use)
WXOFT30-CNS-000	30" Out-Feed Table (Not compatible with WXMB-PCS-000 or WXMB-PCS-IND)
WXTSBC-10R2	Standard Brake Cartridge
WXTSDC-8R2	Dado Brake Cartridge
WXTSI-SLD	Standard Lockdown Insert, Zero Clearance
WXTSI-DLD	Dado Lockdown Insert, Zero Clearance
WXBTS-R-40ATB	40 Tooth Combo Blade, Titanium Series
WXBTS-P-80HATB	80 Tooth Saw Blade, Titanium Series

## PROFESSIONAL CABINET SAW 3.0 HP



WXPCS31230 Series with Overarm  
Dust Collection. (sold separately)

### 3.0 HP Professional Cabinet Saw (PC31230) 10" Cabinet Saw

#### Standard features include:

- SawStop's patented safety system.
- Riving knife reduces the risk of kickback.
- Diagnostic system ensures the saw is ready to respond.
- Dust Collection Blade Guard.
- 99% Dust Collection.



Item #	Description
WXPCS31230-PFA30	3.0HP, 220V, 60Hz. Includes: 30" Premium Fence Assembly w/table.
WXPCS31230-TGP236	3.0HP, 220V, 60Hz. Includes: 36" Professional T-Glide Fence System Assembly including table.
WXPCS31230-TGP252	3.0HP, 220V, 60Hz. Includes: 52" Professional T-Glide Fence System Assembly including table.

#### Additional Accessories

Item #	Description
WXTSA-ODC	Overarm Dust Collection
WXMB-PCS-000	PCS Mobile Base includes: (2) 360° Swivel Casters and (2) Rigid Casters (cannot use with out-feed table.)
WXMB-PCS-IND	ICS Mobile Base, Industrial Version includes (4) 360° Swivel Casters (Includes adapter for PCS use)
WXOFT30-CNS-000	30" Out-Feed Table (Not compatible with WXMB-PCS-000 or WXMB-PCS-IND)
WXTSBC-10R2	Standard Brake Cartridge
WXTSDC-8R2	Dado Brake Cartridge
WXTSI-SLD	Standard Lockdown Insert, Zero Clearance
WXTSI-DLD	Dado Lockdown Insert, Zero Clearance
WXBTS-R-40ATB	40 Tooth Combo Blade, Titanium Series
WXBTS-P-80HATB	80 Tooth Saw Blade, Titanium Series
WXBTS-P-80HATB	80 Tooth Saw Blade, Titanium Series

## INDUSTRIAL CABINET SAW 3, 5 OR 7.5 HP



ICS pictured with Fence, Rails, Extension Table, Mobile Base and Overarm Dust Collection (all sold separately).

### Industrial Cabinet Saw (ICS) 10" Table Saw

#### Standard features include:

- SawStop's patented safety system.
- Riving knife reduces the risk of kickback.
- Diagnostic system ensures the saw is ready to respond.
- Fence system.
- Dust Collection Blade Guard.
- 99% Dust Collection in Cabinet.
- Lock Out/Tag Out.
- Door Interlocks.
- Below-Table Dust Shroud.



#### Mobile Base

Need mobility in your shop with your saw? Add the Mobile Base to your ICS! Three quick pumps the foot pedal raise the saw via a hydraulic piston, and four 360° casters move in any direction.

#### Item #:

WXMB-IND-000

#### Overarm Dust Collection

The Overarm Dust Collection System connects to the back of the Dust Collection blade guard, directing collected dust up and away from the cutting surface and into the saw's 4" dust.

#### Item #:


WXTSA-ODC

Item #	Phase	Voltage	Amps	Rails & Extension Table
<b>3 Horsepower Saws</b>				
WXICS31230-36	1	230v	13	36"
WXICS31230-52	1	230v	13	52"
<b>5 Horsepower Saws</b>				
WXICS51230-36	1	230v	20.5	36"
WXICS51230-52	1	230v	20.5	52"
WXICS53230-36	3	230v	13	36"
WXICS53230-52	3	230v	13	52"
WXICS53480-36	3	480v	6.5	36"
WXICS53480-52	3	480v	6.5	52"
<b>7.5 Horsepower Saws</b>				
WXICS73230-36	3	230v	17.8	36"
WXICS73230-52	3	230v	17.8	52"
WXICS73480-36	3	480v	9	36"
WXICS73480-52	3	480v	9	52"

#### Additional Accessories

Item #	Description
WXTSBC-10L	Standard Brake Cartridge for CB Models (pre-2008 models)
WXTSDC-8L	Dado Brake Cartridge for CB Models (pre-2008 models)
WXTSBC-10R2	Standard Brake Cartridge for ICS Models
WXTSDC-8R2	Dado Brake Cartridge for ICS Models
WXTSI-SLD	Standard Lockdown Insert, Zero Clearance
WXTSI-DLD	Dado Lockdown Insert, Zero Clearance
WXBTS-R-40ATB	40 Tooth Combo Blade, Titanium Series
WXBTS-P-80HATB	80 Tooth Saw Blade, Titanium Series

**POCKET-HOLE JIGS**



**NEW  
ITEM!**


**Kreg Jig HD®**

- 50% stronger than standard pocket-holes
- For use with 1-1/2" materials and up
- Works with the K3 & K4 Kreg Jig® and Kreg Jig® Master System
- Stop Block provides easy, repeatable registration to workpiece
- Face Clamp locks into Kreg Jig® HD for secure drilling
- Hex-Shank HD Drill Bit is Quick Change compatible
- Includes: HD Drill Guide, Stop Block, HD Drill Bit, HD Stop Collar and Allen Wrench, 6" HD Driver Bit, Starter Screw Set and Quick Start Guide

**Packing & Sold In:** Each

Item #	Description	Drill Guide Spacings
KJKHD	Kreg Jig® HD	1-7/16"
KJKJDHD	Replacement Drill Bit, HD	-
KJD6HD	No. 3 Square Drive Bit, 6"	-

## POCKET-HOLE JIGS



### Kreg Jig®

Item #	Description	Drill Guide Spacings
KJK4	Kreg Jig (see items included above)	9/16", 7/8" & 1-7/16"
KJK4MS	Kreg Jig Master System (see items included above)	9/16", 7/8" & 1-7/16"
KJKD	Replacement High Speed Steel Drill Bit	-



**NEW  
ITEM!**

#### 3-Hole Removable Drill Guide:

- Can be removed completely from the benchtop base and used for making repairs anywhere (when used with portable base included in KJK4MS).
- 1/8" incremental settings for materials from 1/2" to 1-1/2" thick (1/2", 5/8", 3/4", 7/8", 1", 1-1/8", 1-1/4", 1-3/8", 1-1/2").
- 100% lifetime manufacturers warranty on drill guide.

#### Material Support Stop (included with KJK4MS):

- Can be set at any distance from the jig to help repeat the same pocket-hole over and over again.

#### Dust Collection (included with KJK4MS):

- Snaps into place on the front of the jig and attaches to any standard 1-1/4" vacuum hose.
- Minimizes drill torque, increases the longevity of your drill bits.

#### Large Clamping Recess:

- Secure your jig to your workbench using multi-purpose Face Clamps™ or any common bar clamp or c-clamp.

#### Sturdy Toggle-Clamp:

- The rear-mounted clamp design offers incredible rigidity and uncompromising hold-strength.
- Adjustments are easy: just release the lock-nut and rotate to the correct setting.

#### Superior Angle:

- Features an optimized drilling angle designed to increase driving efficiency and minimize the overall size of the pocket-hole.
- Pocket-holes are compact: less than 1-1/2" in size.

#### Wood-Chip Relief:

- Includes 1 wood-chip relief hole for every drill guide hole.
- Drill bit stays clear of excess wood chips, minimize drill torque, increase drill bit longevity and complete a perfect pocket-hole in 1 plunge instead of 3.

Includes: **KJK4:** Kreg Jig, Face Clamp™, Spacer Block, Stepped Drill Bit, 6" Square Driver, Starter Screw Set, Starter Plug Set, Quick-Start Guide, SkillBuilder™ DVD, and carrying case.

**KJK4MS:** Kreg Jig, Face Clamp™, Portable Base, Drill Guide Spacer, Material Support Stop, Dust Collection Attachment, Spacer Block, 3/8" Stepped Quick Change Drill Bit, 6" and 3" Quick Change Square Driver, Starter Screw Set, Starter Plug Set, SkillBuilder™ DVD, and carrying case.

**Packing & Sold In:** Each



## POCKET-HOLE JIGS



### Kreg Jig® Jr.

Item #	Description	Drill Guide Spacings
KJR3	Kreg Jig® Jr. (see included contents listed above)	3/4"
KJKJD	Replacement High Speed Drill Bit	-
KJKJSC/D	Replacement Depth Collar and Allen Wrench	-



**NEW  
ITEM!**

#### Clamp Pad Adapter:

- Can be secured to the workpiece with any standard bar clamp or c-clamp.
- The clamp pad adapter allows the jig to be attached directly to any Kreg Face Clamp™ for faster and more repeatable pocket-holes.

#### Material Thickness Setting:

- Perfect for working on materials from thin drawer boxes on up to 2x4's
- The Independent Easy-Press™ Positioning Sliders feature 9 separate depth settings, allowing you to easily join materials from 1/2" to 1-1/2" thick in 1/8" increments.

#### Easy-Press™ Positioning Sliders:

- Easy set up: just depress the button on the side of the jig and move the sliders so your material thickness is aligned with the arrow on the jig body.

#### Superior Angle:

- Features an optimized drilling angle designed to increase driving efficiency and minimize the overall size of the pocket-hole.
- Pocket-holes are compact: less than 1-1/2" in size.

#### Wood-Chip Relief:

- Includes 1 wood-chip relief hole for every drill guide hole.
- Designed to keep the drill bit clear of excess wood chips, minimize drill torque, increase the longevity of your drill bits, and allow you to complete a perfect pocket-hole in 1 plunge instead of 3.

#### Hardened Steel Core:

- Features hardened steel, which carries an exclusive 100% lifetime guarantee.
- Shrouds the bit and supports the workpiece through 100% of the drill-stroke, resulting in minimal bit deflection, reduced tear-out, and a clean, pluggable pocket hole fit for finish work

#### Organized Carrying Case:

- Comes with a durable plastic carrying case to keep things organized and to make sure that you always have the tool, drill bit and screws on hand to complete your next project.
- The Depth Collar Gauge is molded into the case for a handy reference.

**Includes:** Kreg Jig® Jr., Clamp Adapter, Stepped Drill Bit, 6" Driver Bit, Depth Collar, Allen Wrench, Starter Screw Set, Instruction Manual, and carrying case.

**Packing & Sold In:** Each



## POCKET-HOLE JIG & ACCESSORIES



**NEW  
ITEM!**

### Kreg Jig® Mini

- Compact, single-drill design allows placement of pocket-holes in the tightest areas.
- Fenceless design enables unlimited material thickness and width positioning.
- Plug setting feature on the bottom of the tool helps fully seat pocket-hole plugs into place.
- Designed for creating pocket-holes on already-assembled projects or for use on repairs.
- Glass-reinforced nylon jig body stands up to tough, high-impact abuse.
- Hardened steel drill guide with lifetime manufacturer warranty holds up in the most demanding applications.

Includes: KJMKJKIT: Kreg Jig® Mini, Stepped Drill Bit, Depth Collar and Allen Wrench KJMKJ:

Kreg Jig® Mini only

**Packing & Sold In:** Each

Item #	Description
KJMKJKIT	Kreg Jig® Mini Kit (see included contents listed above)
KJMKJ	Kreg Jig® Mini Only
KJKJD	Replacement High Speed Drill Bit
KJKJSC/D	Replacement Depth Collar and Allen Wrench



**NEW  
ITEM!**

### Micro Pocket™ Drill Guide

- 25% smaller hole diameter is perfect for smaller projects, thinner stock and tighter repair applications where standard pocket-holes can't go.
- Fully compatible with the Kreg Jig® and Kreg Jig® Master System.
- Made of black plastic to differentiate from a standard size drill guide.
- Reduced width lets you drill 2 holes across extremely narrow stock, down to 1" wide, creating a much stronger joint in narrow pieces.
- Screw heads seat well below material surface in thin stock, perfect for creating fully pluggable pocket-holes in 1/2" thick material like drawer boxes.
- Works with Kreg pan head pocket-hole screws.

Includes: Micro Pocket™ Drill Guide, Micro Pocket™ Drill Bit, Micro Pocket™ Depth Collar and Starter Screw Set.

**Packing & Sold In:** Each.

Item #	Description	Drill Guide Spacings
KJKMICRODGB	Micro Pocket™ Drill Guide Kit (see items included above)	9/16", 7/8" and 1-7/16"
KJKD/MICROBIT	Replacement Bit	-
KJKJSC/MICROBIT	Replacement Micro Pocket Depth Collar & Allen Wrench	-

## POCKET-HOLE JIG ACCESSORIES



### Portable Base

- Allows you to remove your Kreg Drill Guide or Micro Pocket Drill Guide from benchtop base and use them in different places around the workshop or jobsite.
- Works with almost any workpiece thickness.
- Can be connected to Kreg Face Clamp or screwed down to your work surface.
- Features same easy adjustment capabilities as when used in benchtop base model.
- Ensures fast, consistent pocket-hole drilling.

**Packing & Sold In:** Each

Item #	Description
KJKPDGB	Jig Portable Base

**NEW  
ITEM!**



### Dust Collection Attachment

- Connect any standard 1-1/4" vacuum hose to your Kreg Jig® for faster drill strokes and a clean workspace.
- Easy snap-on and snap-off.
- Works only with Kreg Jig® and Kreg Jig® Master System.

**Packing & Sold In:** Each

Item #	Description
KJKJDCA	Dust Collection Attachment

**NEW  
ITEM!**



### Material Support Stop

- Allows you to consistently repeat pocket-holes in the same location on multiple workpieces
- Serves as a height support for large panels
- Compatible with the K3, K4 and K2000 model Kreg Jigs

**Packing & Sold In:** Each

Item #	Description
KJKJSS	Jig Material Support Stop

**NEW  
ITEM!**



### Drill Guide Spacer Blocks

- For use with Kreg pocket-hole jigs to allow quick and easy repair applications
- Each spacer compensates for an additional 1/4" in material thickness
- Use 1 block for 3/4" material, 2 blocks for 1" material and 3 for 1-1/4" material

**Packing:** 3 spacer blocks per pack.

**Sold In:** Full pack quantity only.

Item #	Description
KJKDGADAPT	Drill Guide Spacer Blocks

**NEW  
ITEM!**

## POCKET-HOLE JIG ACCESSORIES



### Drill Guide Block

- Designed to work with both the K3 and K4 Kreg jigs
- Features 3 patented drill guides that put pocket-holes exactly where you need them
- Solid metal construction of the drill guides assures a clean, accurate pocket-hole every time
- Limited lifetime manufacturer warranty

**Packing & Sold In:** Each

Item #	Description
KJK3DGB	Drill Guide Block

**NEW  
ITEM!**



### Quick Change Adapter for Round Shank Bit

- Used to convert standard 3/8" round shanks bits into Quick-Change compatible hex shank bits
- Durable, one-piece forged steel construction for durability
- Allen screws secure the bit, hex-shaped shank allows for rapid Quick-Change chucks.
- Compatible with all Kreg Quick Change products

**Packing & Sold In:** Each

Item #	Description
KJQUIK-ADAPT	Quick Change Adapter

**NEW  
ITEM!**



### Quick Change Drill Bit

- 3/8" diameter bit made specifically for pocket-hole joinery
- For use with the Quick-Change Chuck but will also work with standard chucks
- Can be used with all Kreg manual jigs
- Made of high quality, hardened, high-speed steel for longevity
- Power groove resists slippage

**Packing & Sold In:** Each

Item #	Description
KJQUIK-BIT	Quick Change Drill Bit

**NEW  
ITEM!**



### Quick Change System

- Enables you to switch from drilling pocket-holes to driving pocket-screws in just seconds; no chuck keys or hand tightening required
- 3/8" hex-shank step drill bit snaps directly into the quick change chuck, no need for a bit adaptor.
- 6" #2 driver is the most versatile length for pocket-screw applications.
- Accepts all 1/4" hex bits including those with or without power groove.
- Durable chuck constructed from hardened steel with an anodized aluminum collar.

Includes: Quick Change Chuck, 6" #2 Square Drive Bit, Hex Shank Pocket-Hole Bit, Depth Collar/Allen Wrench

**Packing & Sold In:** Each

Item #	Description
KJQUIK-KIT	Quick Change System

**NEW  
ITEM!**

## POCKET-HOLE JIG ACCESSORIES



### Drive Bits

- Deep #2 driver resists cam-out
- 6" used in most applications, but 3" option is available for working in tight spots

**Packing & Sold In:** Each

Item #	Description
KJD6X2	(2) 6" #2 Square Drivers
KJDDS	(1) 3" & (1) 6" #2 Square Driver

**NEW  
ITEM!**



### Toolboxx™ Storage Unit For Kreg Jig Storage

- The Kreg Toolboxx™ is a durable organizer for your entire Kreg Jig® collection.
- Features a 15 bin organizer in the top compartment and a large cavity on the bottom for the Kreg Jig® and other large components.
- Other features include a push-to-open design which provides access to both compartments at once, a see-through clear window keeping components visible even when the Toolboxx™ is closed.
- Heavy duty metal handle for transportation to the jobsite.
- Comes with over 1,000 Kreg Screws so you always have the screw you need at-hand.

**Packing & Sold In:** Each



Item #	Description
KJKT22	Toolboxx™ Storage Unit

**NEW  
ITEM!**



### Round Washer Square Drive, Fine Thread Type 17 Auger Point, #7 Gauge

- Standard fine thread for hardwoods such as oak, maple, walnut, cherry, hickory, etc.
- Large washer head provides a superior hold in the bottom of the pocket and prevents the screw from being overdriven
- Case Hardened, Zinc finish
- Uses #2 Square Drive Bits

Packing: As shown below.

Sold In: Full box quantities only.

**NEW  
ITEM!**

Length x Gauge	Box Qty	Item #	Box Qty	Item #	Box Qty	Item #	Box Qty	Item #
1-1/4" x 7	100	KJSMLF125-100	500	KJSMLF125-500	1,000	KJSMLF125-1000	5,000	KJSMLF125-5000
1-1/2" x 7	100	KJSMLF150-100	500	KJSMLF150-500	1,000	KJSMLF150-1000	5,000	KJSMLF150-5000

## POCKET-HOLE SCREWS

**Round Washer Square Drive, Coarse Thread****Type 17 Auger Point, #8 Gauge**

- Coarse thread for soft woods and composites, Plywood, MDF, Pine, etc.
- Large washer head provides a superior hold in the bottom of the pocket and prevents the screw from being overdriven
- Case Hardened, Zinc finish
- Uses #2 Square Drive Bits

Packing: As shown below.

Sold In: Full box quantities only.

**NEW  
ITEM!**

Length x Gauge	Box Qty	Item #	Box Qty	Item #	Box Qty	Item #	Box Qty	Item #
1" x 8	100	KJSML-C1-100	500	KJSML-C1-500	1,000	KJSML-C1-1000	5,000	KJSML-C1-5000
1-1/4" x 8	100	KJSML-C125-100	500	KJSML-C125-500	1,000	KJSML-C125-1000	5,000	KJSML-C125-5000
1-1/2" x 8	100	KJSML-C150-100	500	KJSML-C150-500	1,000	KJSML-C150-1000	5,000	KJSML-C150-5000
2" x 8	50	KJSML-C2-50	250	KJSML-C2-250	3,000	KJSML-C2-3000		
2-1/2" x 8	50	KJSML-C250-50	250	KJSML-C250-250	2,000	KJSML-C250-2000		

**Round Washer Square Drive, Hi-Lo Thread****Type 17 Auger Point, #7 Gauge**

- Drives faster than a standard fine or coarse thread screw due to the presence of two separate threads on the screw body
- Large washer head provides a superior hold in the bottom of the pocket and prevents the screw from being overdriven
- Case Hardened, Zinc finish
- Uses #2 Square Drive Bits

Packing: As shown below.

Sold In: Full box quantities only.

**NEW  
ITEM!**

Length x Gauge	Box Qty	Item #	Box Qty	Item #	Box Qty	Item #	Box Qty	Item #
1-1/4" x 7	100	KJSML-HL125-100	500	KJSML-HL125-500	1,000	KJSML-HL125-1000	5,000	KJSML-HL125-5000

**Modified Pan Square Drive, Coarse Thread****Type 17 Auger Point, #6 Gauge**

- Case Hardened, Zinc finish
- Uses #2 Square Drive Bits

Packing: As shown below.

Sold In: Full box quantities only.

**NEW  
ITEM!**

Length x Gauge	Box Qty	Item #	Box Qty	Item #	Box Qty	Item #	Box Qty	Item #
1" x 6	100	KJSPS-C1-100	500	KJSPS-C1-500	1,000	KJSPS-C1-1000	5,000	KJSPS-C1-5000

## POCKET-HOLE SCREWS

**Modified Pan Square Drive, Fine Thread****Type 17 Auger Point, #6 Gauge**

- Standard fine thread for hardwoods such as oak, maple, walnut, cherry, hickory, etc.
- Case Hardened, Zinc finish
- Uses #2 Square Drive Bits

Packing: As shown below.

Sold In: Full box quantities only.

**NEW  
ITEM!**

Length x Gauge	Box Qty	Item #	Box Qty	Item #	Box Qty	Item #	Box Qty	Item #
3/4" x 6	100	KJSPS-F075-100	500	KJSPS-F075-500	1,000	KJSPS-F075-1000	5,000	KJSPS-F075-5000
1" x 6	100	KJSPS-F1-100	500	KJSPS-F1-500	1,000	KJSPS-F1-1000	5,000	KJSPS-F1-5000
1-1/4" x 6	100	KJSPS-F125-100	500	KJSPS-F125-500	1,000	KJSPS-F125-1000	5,000	KJSPS-F125-5000
1-1/2" x 6	100	KJSPS-F150-100	500	KJSPS-F150-500	1,000	KJSPS-F150-1000	5,000	KJSPS-F150-5000

**Blue Kote™ Round Washer Square Drive, Coarse Thread****Type 17 Auger Point, #8 Gauge**

- Blue-Kote™ weather and rust resistant screws are designed for use with ACQ treated lumber
- Three anti-corrosion layers allow these screws to be rust-resistant rated 400% higher than standard zinc screws
- Large washer head provides a superior hold in the bottom of the pocket and prevents the screw from being overdriven
- Case Hardened, Zinc finish
- Uses #2 Square Drive Bits

Packing: As shown below.

Sold In: Full box quantities only.

**NEW  
ITEM!**

Length x Gauge	Box Qty	Item #	Box Qty	Item #	Box Qty	Item #
1-1/4" x 8	100	KJSML-C125B-100	1,000	KJSML-C125B-1000	5,000	KJSML-C125B-5000
1-1/2" x 8	100	KJSML-C150B-100	1,000	KJSML-C150B-1000	5,000	KJSML-C150B-5000
2" x 8	50	KJSML-C2B-50	250	KJSML-C2B-250	3,000	KJSML-C2B-3000
2-1/2" x 8	50	KJSML-C250B-50	250	KJSML-C250B-250	2,000	KJSML-C250B-2000

## POCKET-HOLE SCREWS & PLUGS



### Standard & Blue-Kote™ Kits

- Contains the most popular screws in the Kreg line.
- Standard screw kit includes self-tapping screws.
- Blue-Kote™ screw kit includes weather-resistant screws.

Includes: KJSK03: 150 each of KJSPS-F1, KJSPS-C1, KJSML-F125, KJSML-C125 and 75 each of KJSML-C250B

KJSK03B: 100 each of KJSML-C125B, KJSML-C150B, KJSML-C2B and 150 each of KJSML-C250B

**Packing & Sold In:** Each

Item #	Description
KJSK03	Standard Self-Tapping Screw Kit
KJSK03B	Blue-Kote™ Weather Resistant Screw Kit

**NEW  
ITEM!**



KJP Series Wood Plugs

KJCAP Series Plastic



**NEW  
ITEM!**

### Pocket-Hole Plugs

- Use when pocket-holes won't be hidden on the backside of a project or for decorative use.
- Offered in 7 solid wood species and 5 plastic plug colors for use on laminated surfaces.

**Packing:** As shown below.

**Sold In:** Full pack quantities only.

Material	Color/Species	50 per Pack	200 per Pack
Plastic	Almond	KJCAP-ALM-50	-
Plastic	Black	KJCAP-BLK-50	-
Plastic	Brown	KJCAP-BRN-50	-
Plastic	Light Brown	KJCAP-LTB-50	-
Plastic	White	KJCAP-WHT-50	-
Solid Wood	Cedar	KJP-CDR-50	KJP-CDR-200
Solid Wood	Cherry	KJP-CHE-50	KJP-CHE-200
Solid Wood	Maple	KJP-MAP-50	KJP-MAP-200
Solid Wood	Oak	KJP-OAK-50	KJP-OAK-200
Solid Wood	Pine	KJP-PIN-50	KJP-PIN-200
Solid Wood	Paint Grade	KJP-PNT-50	KJP-PNT-200
Solid Wood	Walnut	KJP-WAL-50	KJP-WAL-200

### Micro Pocket™ Hole Plugs

- Use when micro pocket-holes won't be hidden on the backside of a project or for decorative use.
- Offered in 5 solid wood species.

**Packing:** 65 each per pack.

**Sold In:** Full pack quantities only.

**NEW  
ITEM!**



Color/Species	Item #
Cherry	KJP-MICRO-CHE-65
Maple	KJP-MICRO-MAP-65
Oak	KJP-MICRO-OAK-65

Color/Species	Item #
Pine	KJP-MICRO-PIN-65
Paint Grade	KJP-MICRO-PNT-65



## DECK JIG & DECK SCREWS



### Deck Jig™

- Perfect for deck building or refinishing; use to create strong wood-to-wood bond through precisely placed self-tapping screws.
- Specialized self-tapping screws are driven at a precise angle into the edge of your deck boards so they stay hidden from view and ensure a longer lasting deck.
- Over-sized, ergonomic, easy-grip handle gives you a secure hold and complete control.
- Hardened steel drill guides keep the specialized drill bit and driver bit at the precise angle.
- Included spacer rings ensure accurate deck board spacing for proper drainage.
- Works with a variety of decking materials, i.e.: composite deck boards, redwood, cedar.
- Works exclusively with 4/4 to 5/4 (3/4" to 1-1/8") stock

Includes: Deck Jig™, Instructional DVD, 100 Protec-Kote™ Deck Screws, 6" Deck Jig™ Drill bit, 6" KTX Square Driver Bit, (3) 5/16" Spacer rings, (3) 1/4" Spacer rings, (2) Stop Collars, (1) Allen Wrench and carrying case.

**Packing & Sold In:** Each



Item #	Description
KJKJDECKSYS	Deck Jig™ System
KJDECKDRIVER	Replacement Driver Bit
KJKJDECKBIT	Replacement Drill Bit



### Deck Jig™ Spacer Rings

- Ensures accurate deck board spacing for proper drainage and allowing for expansion.
- Reduces twisting and bowing of deck.
- Available in 2 different widths.

Packing: 12 per pack.

Sold In: Full pack quantities only.

Item #	Width	Color
KJDECKSPACER-BLUE	5/16"	Blue
KJDECKSPACER-RED	1/4"	Red

**NEW  
ITEM!**



### Deck Screws (Pan Head Square Drive, Coarse Thread)

#### Type 17 Auger Point, 8 Gauge

- Protec-Kote™ Deck Screws feature three anti-corrosion layers to protect against rusting in a wide variety of decking applications.
- Perfect for use in ACQ lumber.
- Package of 700 includes (1) KTX / #1 square drive bit (KJDECKDRIVER).
- 2-5/8" length allows you to work with 2X decking material.
- Neutral finish.

Packing: In box quantities as shown below.

Sold In: Full box quantities only.



**NEW  
ITEM!**

Length x Gauge	Box Qty	Item #	Driver Included
2" x 8	100	KJSDK-C2W-100	No - KJDECKDRIVER sold separately
2" x 8	700	KJSDK-C2W-700	Yes
2-5/8" x 8	100	KJSDK-C262W-100	No - KJDECKDRIVER sold separately
2-5/8" x 8	525	KJSDK-C262W-525	Yes

# of Screws	Size of Deck
700 Screws	10' x 20' Deck
1,400 Screws	20' x 20' Deck
2,100 Screws	20' x 30' Deck

## KREG KLAMP SYSTEM



Pictured with KJKRS1030 stand sold separately.



**NEW  
ITEM!**

### Klamp Table™

- Can be used for a variety of woodworking functions including sanding, routing, layout, etc.
- Large clamping surface: 21-3/4" x 33-3/4"
- Surface is replaceable, glue resistant melamine
- Trak on 2 sides of the table to provide endless flexibility
- Klamp Blocks™ allow for fast, accurate and consistent registration of workpieces
- Can be used on top of your current workbench or with steel stand (KJKRS1030), sold separately

Includes: Melamine Top, 2 Bench Klamps, 5 Klamp Blocks™, and 2 lengths of Klamp Trak™

**Packing & Sold In:** Each

Item #	Description
KJKKS1000	Klamp Table™ and Accessories (see included contents listed above)
KJKRS1030	Stand only
KJKKS1040	Replacement Melamine Top Only
KJPRS3090	3" Heavy Duty Dual-Locking Casters, Set of 4



KJKRS1030



KJPRS3090



### Universal Steel Stand

- 31" to 36" height adjustability.
- 4 stable leveling feet.
- KSPRS3090 3" dual-locking heavy duty casters add mobility to your stand (sold separately).
- Fast and easy assembly (hardware included).

**Packing & Sold In:** Each

Item #	Description
KJKRS1030	Universal Steel Stand
KJPRS3090	3" Dual Locking Casters, Set of 4

**NEW  
ITEM!**



Pictured with KJKKS-BK Bench Klamp™, sold separately.



### Klamp Trak™

- Turn the entire length of your workbench into a clamping station.
- Provides a seamless clamping plane down the edge of your workbench.
- Perfect for quick positioning of Bench Klamp™ and Klamp Blocks™.
- Consists of one 33-3/4" aluminum extrusion.

**Packing & Sold In:** Each

Item #	Description
KJKKS1020	Klamp Trak™, 33-3/4"

**NEW  
ITEM!**

## KREG KLAMP SYSTEM



**NEW  
ITEM!**

### Bench Klamp™ System

- Perfect for assembling pocket-hole joints or general hold-down when routing and sanding.
- Consists of a 3"x4"x1/4"-thick hard-anodized aluminum insert plate and clamp.
- Bench Klamp™ can also be used with Klamp Trak™ for easy movement along your workbench.
- Keyed slot connection offers instant clamp removal from plate.
- Additional Klamp Plates™ sold separately can be routed into your workbench to add multiple clamping locations.

Includes: KJKKS-KBKSYS: Bench Klamp™, Inter-Lok bolt™, Clamp Pad, Klamp Plate™ and mounting hardware KJKKS-BK: Bench Klamp®

**Packing & Sold In:** Each

Item #	Description	Reach	Material Thickness
KJKKS-KBKSYS	Bench Klamp™ System (items included)	3"	Up to 4" Thick
KJKKS-BK	Bench Klamp™ Only	3"	Up to 4" Thick
KJKBK-IP	Klamp Plate™ Only	-	-



### Bench Klamp™ System, Heavy Duty

- Perfect for assembling pocket-hole joints and for holding down material while routing or sanding
- Can be routed into a workbench or used on the jobsite with rubber feet (included)
- Bench Klamp™ can also be used with Klamp Trak™ for easy movement along your workbench
- Zinc coated steel plate measures 10" x 10" x 1/4"
- Keyed slot connection offers instant clamp removal from plate

Includes: KJKKS-KLBKSYS: Bench Klamp™, Steel Plate, Mounting Hardware, and Rubber Feet

KJKKS-KLRBK: Bench Klamp™ only

**Packing & Sold In:** Each

**NEW  
ITEM!**

Item #	Description	Reach	Material Thickness
KJKKS-KLBKSYS	Bench Klamp™ System, Heavy Duty (items included listed above)	6"	Up to 6" Thick
KJKKS-KLRBK	Bench Klamp™ Only	6"	Up to 6" Thick



### Klamp Plate™

- Allows you to add a clamping station almost anywhere when paired with a Kreg Bench Klamp™
- Made of anodized aluminum
- Measures 3" x 4" x 1/4" thick

**Packing & Sold In:** Each

Item #	Description
KJKBK-IP	Klamp Plate™

**NEW  
ITEM!**

## KREG KLAMP SYSTEM



### Klamp Blocks™

- Quickly brings your project into alignment and centers your Bench Klamp™ on the joint line
- Measures 1-1/2" x 1/2" x 2-1/2"
- Made of durable, impact resistant plastic

**Packing & Sold In:** Each

Item #	Description
KJKKS1030	Klamp Block™, Set of 5



### Klamp Vise™ System

- Option to clamp materials on the side or top of a workbench using the same clamping system.
- Can be quickly removed and repositioned.
- Fast and easy clamping – just squeeze and release.
- Strong and secure hold – up to 350 lbs. of pressure.
- Easy installation on most workbench surfaces.

Includes: Bench Klamp™, Klamp Vise™ Plate, (2) Klamp Blocks™, (2) Bench Dogs, (2) Bench Brakes™, Installation Hardware

**Packing & Sold In:** Each

Item #	Description
KJKKS1060	Klamp Vise™ Systems



### Klamp Vise™ Plate

- For those who already own a Bench Klamp™ this plate is the easiest way to add a vise-like clamping station to the edge of your workbench or assembly table.
- Add multiple plates, turn the entire length of your workbench into a clamping station
- Strong and secure hold – up to 350 lbs. of pressure
- Clamp horizontally or vertically
- Klamp Blocks™ (KJKKS1030) allow for fast and accurate workpiece alignment

Includes: Klamp Vise™ Plate, (2) Klamp Blocks™, (2) 1/4-20 Screws/Nuts, (2) #14 1-1/2" Wood Screws.

**Packing & Sold In:** Each

Item #	Description
KJKKS1050	Klamp Vise™ Plate



## KREG KLAMP SYSTEM & CLAMPING TOOLS



### Bench Dogs

- These simple 3/4" reinforced nylon bench dogs include several features to make projects easier
- Squared Clamping Pad for solid/secure hold
- Bench Brakes™ included can be pressed in place for a solid non-slip work surface, great for routing, cutting, sanding. Place in Bench Dog or directly in bench
- Painter's Point: Provides minimal surface contact for painting/finishing applications
- Low profile design for use with various workpiece sizes

Includes: (4) Bench Dogs, (4) Bench Brakes™

**Packing & Sold In:** Each



Item #	Description
KJKKS1070	Klamp System Bench Dogs

**NEW  
ITEM!**




**NEW  
ITEM!**

### Right Angle Clamp

- Used when you need to join workpieces at 90° angles
- One arm is designed with a 3/8" steel pin that fits into a pocket-hole to clamp two workpieces together as you drive a screw into the adjacent hole
- Opposite arm is fitted with a 180° swiveling pad that automatically adjusts to your dimensions
- Ultra wide reach can be used when joining two thin drawer sides for a cabinet or thicker materials for framing

**Packing & Sold In:** Each

Item #	Description	Reach	Material Thickness
KJKHC-RAC	Right Angle Clamp	3"	Up to 3"



### 90° Corner Clamp

- Self squaring design aligns workpieces, making it easy to secure individual joints at a 90° angle
- L-Handle lets you quickly and easily adjust for varying stock thicknesses up to 1-1/4"
- Swivel head and quick release lever improve ease-of-use and efficiency
- Large Clamping surface protects soft woods against workpiece imprint
- Durable Heat Treated Steel construction features nickel plating for long life


**Packing & Sold In:** Each

Item #	Description	Reach	Material Thickness
KJKHC-90DCC	90° Corner Clamp	4"	Up to 1-1/4"



**NEW  
ITEM!**

## KREG CLAMPING TOOLS & ROUTING SYSTEM



**NEW  
ITEM!**

### Face Clamps™

- Large pad on one arm is placed directly across the top of the joint line to help create a perfectly flush joint as the screws are driven.
- Designed to both hold the joint line flush while screws are driven, and to secure portable Kreg Jig®'s into place on the workpiece.
- Ergonomic comfort grip reduces slipping and eliminates the possibility of pinching.

**Packing & Sold In:** Each

	Item #	Description	Reach	Material Thickness
A	KJKHC-PREMIUM	Face Clamp™	3"	Up to 2-3/4"
B	KJKHC-LARGE	Large Face Clamp™	6"	Up to 5"
C	KJKHC-XLARGE	XL Face Clamp™	10"	Up to 6"



**NEW  
ITEM!**

### Routing System

#### Precision Benchtop (Portable) Router Table

- MDF core table surface is 16" x 24" x 1".
- Laminate top features Easy-Slide™ Micro-Dot skin for easy movement across the surface.
- Rugged stamped-steel foundation with four hard-wearing rubber feet for years of use.
- 24" fence is made of aircraft grade aluminum and is anodized for easy clean-up.
- Fully independent fence faces and acrylic depth setting rods quickly turn your router into a certical jointer.
- Depth rods are stored on the fence and can be added behind the faces to allow for jointing depth adjustments of 1/16" and 1/32".
- Full size phenolic insert plate (9-1/4" x 11-3/4" x 3/8" with 2" opening) is held in place by Kreg's exclusive bottom-up levelers.
- Plate features 4 lock-downs and 8 adjustable points of contact for the most level surface possible

**Packing & Sold In:** Each

Item #	Top Dimensions	Overall Dimensions	Weight
KJPRS2000	16" x 24" x 1"	20"H x 28-1/4"W x 20-1/4"D	26 lbs.



## PRECISION ROUTER TABLE ACCESSORIES



### Table Top

- Edgebanded top is made from an MDF core, measures 24" x 32" x 1", features an EasySlide™ Micro-Dot skin for easy movement across the surface.
- Rugged MDF top and rigid dual steel struts support the center of the top – keeping it from bending and bowing no matter how big your router may be.
- Combination Miter / T-Slot makes it easy to utilize various accessories like the Kreg Precision Miter Gauge and Kreg True- FLEX™ Featherboards.
- Insert plate measures 9-1/4" x 11-3/4" x 3/8" and is made from durable phenolic.
- Full size phenolic insert plate (9-1/4" x 11-3/4" x 3/8" with 2" opening) is held in place by Kreg's exclusive bottom-up levelers.
- Plate features 4 lock-downs and 8 adjustable points of contact for the most level surface possible.
- Designed to mount to any router without the usual "swiss-cheese" type surface found on most router table insert plates.
- Dual reducing rings (2", 1-13/64") have three independent leveling/lock-down screws and are compatible with standard Porter-Cable bushings for fast and easy template routing.

**Packing & Sold In:** Each

Item #	Description
KJPRS1020	Router Table Top

**NEW  
ITEM!**



### Table Fence

- 36" aircraft grade aluminum fence is anodized for easy clean-up.
- Self-squaring t-square style fence design allows fence to be quickly and accurately adjusted parallel to the miter slot.
- Cam-style locking handle and opposite-side anchor ensures incredible fence rigidity.
- Fully enclosed fence ensures rigidity, strength and precision as well as helping to maintain an enclosed vacuum chamber for superior dust collection.
- Two fully independent fence faces and dual acrylic depth setting rods turn router table into a vertical jointer.
- Depth rods are stored inside the fence and can be added behind the faces to allow for jointing depth adjustments of 1/16" and 1/32".
- Magnified Lens Cursor for better accuracy than using a tape measure and pencil

**Packing & Sold In:** Each

Item #	Description
KJPRS1010	Router Table Fence

**NEW  
ITEM!**



## PRECISION ROUTER TABLE ACCESSORIES



### Table Insert Plate

- Creates a level surface on your router table.
- 9-1/4" x 11-3/4" x 3/8" thick plate has been designed to accept nearly any router without the use of a "swiss-cheese" style pre-drilled surface.
- Unique bottom-up levelers for 100% level surface.
- Features 8 adjustable points of contact for leveling precision, 4-corner lock-downs for stability and locating tabs for easy installation.
- Dual reducing rings (2", 1-13/64") bring template routing to your table top through compatibility with Porter Cable guide bushings.

**Packing & Sold In:** Each

Item #	Description
KJPRS3030	Router Table Insert Plate

**NEW  
ITEM!**



### Table Insert Plate Levelers

- Easiest way to add an insert plate to your router table.
- Eliminates the need for a supporting rabbet.
- Unique bottom-mount design features 8 adjustable points of contact and 4-corner lock-downs.
- Locating tabs for easy installation.
- Designed for 3/4" corner radius.
- Works with router tables up to 1-1/2" thick.

Packing: 4 per pack.

Sold In: Full pack quantities only.

Item #	Description
KJPRS3040	Router Table Insert Plate Levelers, 4-pack

**NEW  
ITEM!**



### Precision Multi-Purpose Router Table Switch

- Key-Lok™ eliminates unintentional power-on of Kreg® Precision router tables.
- 2-plug design controls 2 independent devices at once.
- 8', 14-gauge heavy duty power cord.
- 15 amp, 120 volts
- Compatible with Kreg Router Table and Precision Benchtop Router Table

**Packing & Sold in:** Each

Item #	Description
KJPRS3100	Router Table Switch

**NEW  
ITEM!**

**PRECISION ROUTER TABLE ACCESSORIES**



KJPRS3400

**Set-Up Bars**

- Make adjustments to router tables, shapers and table saws simple and precise
  - Unique design straddles the router bit or saw blade to allow for more precise height adjustment
  - Step on the top edge of each setup bar acts as a gauge to test the depth of your completed cuts
  - Step on the end of each setup bar used to test the fence depth of a tablesaw blade or router bit
  - KJPRS3400 kit includes 7 sizes (1/8", 3/16", 1/4", 5/16", 3/8", 7/16" and 1/2")
  - Made from soft aluminum to prevent damage to your router bit or saw blade during setup
- Includes: KJPRS3400 kit includes 7 sizes of bars (noted above) and protective carrying case; all other items are individual bars.

**Packing & Sold in:** Each

Item #	Description
KJPRS3400	Set-Up Bar Kit (see contents listed above)
KJPRS3401	Set-Up Bar, 1/8"
KJPRS3402	Set-Up Bar, 3/16"
KJPRS3403	Set-Up Bar, 1/4"
KJPRS3404	Set-Up Bar, 5/16"
KJPRS3405	Set-Up Bar, 3/8"
KJPRS3406	Set-Up Bar, 7/16"
KJPRS3407	Set-Up Bar, 1/2"



**Table Stop**

- Bring more precision and repeatability for stop-dados, tenons, etc. to your Precision Router Table
  - Features a low-profile aluminum design uniquely made to flip out of the way when not in use
  - Precision Lens Cursor gives you a clear, accurate, and precise view of the fence's tape
  - Compatible with the Kreg Precision Router Table
- Includes: Router Table Stop and Precision Lens Cursor

**Packing & Sold in:** Each

Item #	Description
KJPRS7850	Router Table Stop



## PRECISION ROUTER TABLE ACCESSORIES




### Router Table Lift

- Brings speed and convenience to your router table top
- Quick-Lift and tool-less micro adjustment wheel allow you to make fast bit changes and precise depth adjustments (down in .002" increments)
- Lift mounted to heavy gauge aluminum insert plate
- Micro Adjust Thumb Wheel eliminates the need for a crank handle
- Spring-assist lift wrench makes rapid height adjustment easy
- Simple and easy-to-use lift brake includes 3 self-leveling, twist lock insert rings: 1", 2-5/8" and a step ring
- Adjustable reference scale can be set to zero from any bit position

Includes: Porter Cable 7518 Motor Pad (other pads available separately), (1) 1" and (1) 2-5/8" Twist-Lock Insert Ring, Twist-Lock Step Ring, 9-1/4" x 11-3/4" x 3/8" Aluminum Plate, Stater Pin, Spring Assisted Left Wrench, and Spanner Wrench.

**Packing & Sold in:** Each

Item #	Description
KJPRS3000	Router Table Lift with Porter Cable 7518 Motor Pad
KJPRS4120	Milwaukee 5625 Motor Pad Only
KJPRS4110	Porter Cable 690/890, Bosch 1617/1618, DeWalt 618, Craftsman 17542/17540/28190 Motor Pad Only



### True-FLEX™ Featherboards

- Each finger provides consistent and optimum pressure.
- Made of extremely durable plastic composite body.
- Includes an exclusive wedge-lock system that allows the featherboard to be secured to a variety of shop tools without additional hardware.
- Wedge-lock system adjusts accordingly using a miter slot or a t-slot, working on a table saw or a router table.
- Twin-Pack comes with an extended version of wedge-lock hardware for use in tandem; provides additional support for taller workpieces – resulting in faster, safer, and higher quality cuts

Packing: As shown below.

Sold In: Full pack quantities.



Item #	Description
KJPRS3010	Featherboard, Single
KJPRS3020	Featherboard, Twin Pack

**NEW  
ITEM!**

### Micro-Adjuster

- For use with Kreg® Precision Router Table Fence and Band Saw Fence.
- Allows you to dial in precise adjustments down to 0.005" easily with one hand.
- Easy-to-grip ribbed dial.
- Black plastic fixing knob.

**Packing & Sold In:** Each



**NEW  
ITEM!**

Item #	Description
KJKMS7215	Micro-Adjuster

## PRECISION ROUTER TABLE ACCESSORIES



Item #	Description
KJPRS1200	Beaded Face-Frame System
KJPRS3500	Replacement Integrated Clamp
KJPRS4100	Replacement 1/2" Dowel Pin

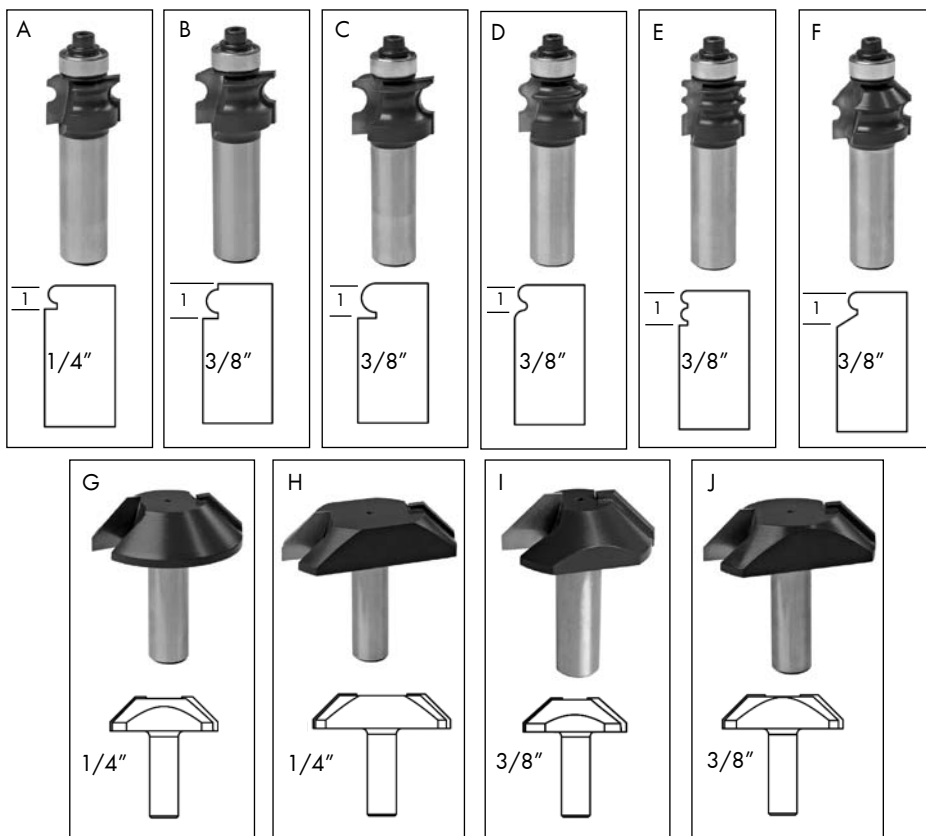
### Beaded Face-Frame System

- Simple design allows you to build beaded face-frames with accurate cuts and a better finished look at a dramatically reduced cost.
- Notching technique is made through a patent-pending system featuring specialized router bits and a smooth sliding aluminum fence which can be attached to almost any router table.
- Simplifies standard beaded face-frame construction by eliminating the need to make intricate cuts on a table saw or fit and refit miters.
- The sliding base features 20 internal stainless steel ball bearings for smooth operation.
- Engineered for production shop but can also be used in smaller shops.
- Included stop lets you repeat cuts at the same precise measurement over and over.
- Stop features a lens cursor for magnified accuracy and can be flipped out of the way.
- Works seamlessly with the Kreg® Precision Router Table; can also be easily installed on most full sized router-tables.

Includes: Heavy Duty Aluminum Fence, Zero Clearance Ball Bearing Sliding Base, Precision Router Table Stop, 1/4" x 1-1/2" Notching Bit (KJPRS4200), 1/4" Standard Beading Bit (KJPRS4250), 1/4" Precision Router Table Set-Up Bar, Integrated Clamp, Tape Measure, 1/2" Dowel Pin and Step-by-Step DVD.

**Packing & Sold In:** Each

	Item #	Overall Profile Cut (1)
<b>Beading Bits</b>		
A	KJPRS4250	1/4"
B	KJPRS4255	3/8"
C	KJPRS4260	3/8"
D	KJPRS4265	3/8"
E	KJPRS4270	3/8"
F	KJPRS4275	3/8"
<b>Notching Bits</b>		
G	KJPRS4200	1/4" x 1-1/2"
H	KJPRS4205	1/4" x 2"
I	KJPRS4210	3/8" x 1-1/2"
J	KJPRS4215	3/8" x 2"



Shown on KJPRS1020 Router Table Top and KJKRS1030 Universal Steel Stand, not included.

## PRECISION ROUTER TABLE ACCESSORIES



KJKMS7102



### Miter Gauge System


- Enables you to cut perfect miters consistently
- Factory-milled accuracy right out of the box – no need to calibrate
- Gauge head is machined on a computerized milling machine for absolute precision
- Positive stops at 0, 10, 22-1/2, 30 and 45 degrees
- Easy-to-read Vernier scale enables precise angle adjustments up to 1/10 of a degree
- Brass pin allows quick changes between positive stop angles

Includes: KJKMS7102: Miter Gauge, 24" Fence, and Swing Stop™, Self-Adhesive Measuring Tape

KJKMS7101: Miter Gauge only

**Packing & Sold In:** Each

Item #	Description
KJKMS7102	Miter Gauge System
KJKMS7101	Miter Gauge Only
KJKMS7103	24" Miter Gauge Fence Only

**NEW  
ITEM!**


### Band Saw Fence

- Face and top side of this aluminum fence contain t-slots for adding stops, resaw guides and more.
- Easy to remove, loosen the locking knob and lift the fence from the mounting rail, below table surface
- Lens cursor is magnified and easy-to-read lens for even the smallest adjustments
- Thin red line on the cursor lets you accurately set up the fence for cutting veneer, tenons, and more
- Two simple adjustments to set the fence to match the blade drift, enhancing cutting accuracy
- Fence can be removed and reassembled in a low-profile position to allow the blade guard to moved closer to the workpiece.
- Mounts to most 14" band saws right out of the box and can be modified to fit many others by drilling a single hole in the aluminum mounting rail.

**Packing & Sold In:** Each

Item #	Description
KJKMS7200	Band Saw Fence

**NEW  
ITEM!**


### Micro-Adjuster


- For use with Kreg® Precision Router Table Fence and Band Saw Fence.
- Allows you to dial in precise adjustments down to 0.005" easily with one hand.
- Easy-to-grip ribbed dial.
- Black plastic fixing knob.

**Packing & Sold In:** Each

Item #	Description
KJKMS7215	Micro-Adjuster

**NEW  
ITEM!**

## PRECISION ROUTER TABLE ACCESSORIES



Shown with KJKMS7200 Band Saw Fence, sold separately


### Resaw Guide

- Gives you higher level of manual control when adjusting for band saw blade drift
- Curved face design helps you steer the board into the cut

**Packing & Sold In:** Each

Item #	Description	Height
KJKMS7213	Resaw Guide	4-1/2"
KJKMS7214	Resaw Guide	7"

**NEW  
ITEM!**



### Trak & Stop System

- Most commonly used for miter saws, but can also be used with your radial arm saw or drill press
- Enables you to make precise, repeatable cuts with ease
- Much faster and more accurate than using a tape measure and pencil
- Aluminum Trak features a L-shaped foot that makes alignment and mounting to any 3/4" thick board fast and easy
- Designed for repetitive use in industrial environments the included Production Stop drops on to the top of the fence and features a dual lens cursors for use on either side of the blade
- Swing Stop™ bushings actively reduce 'play' in the stop resulting in increased accuracy
- Stop easily sets the distance between the end of the board and the saw blade for accuracy and repeatability – also flips out of the way when not in use
- Mounting hardware and instructions included for building simple plywood or MDF support wings

Includes:

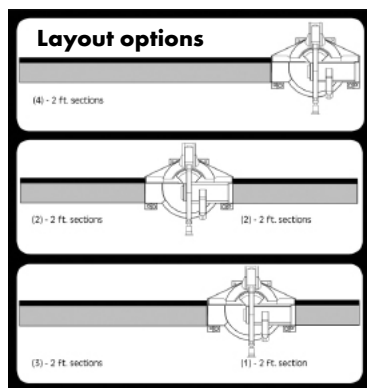
**KJKMS8000:** (4) 24" pieces of Trak, one Swing Stop™, one Production Stop, (1) 12' length of L-R reading self-adhesive tape, (1) 12' length of R-L reading self-adhesive tape, instructions, and mounting hardware

**KJKMS8000M:** Same as above except self-adhesive tapes included are 3.5m

**Packing & Sold In:** Each

Item #	Description	Type
KJKMS8000	Trak & Stop Kit	Standard
KJKMS8000M	Trak & Stop Kit	Metric

**NEW  
ITEM!**





## PRECISION ROUTER TABLE ACCESSORIES



Shown with Precision Trak,  
sold separately.

### Miter Attachment

- Supports the mitered end of a board so that the sharp point is not damaged while cutting.
- Allows the mitered end to be measured off of 2 points of contact instead of the toe of the miter.
- Perfect for picture framers or anyone who routinely cuts miters
- A slot is machined into the attachment which enables it to be attached to the Production Stop or Swing Stop with a simple carriage bolt.
- References a 45-degree angle on 2 surfaces.

**Packing & Sold In:** Each

Item #	Description
KJKMS7831	Miter Attachment

**NEW  
ITEM!**



Shown with Precision Trak,  
sold separately.

### Swing Stop™

- Quickly and accurately sets the distance between the end of the board and the saw blade.
- Allows for accuracy and repeatability when cutting boards to length.
- Bushings actively reduce 'play' in the stop for increased accuracy.
- Uniquely designed curved face allows stop to swing out of the way when not in use.
- Attaches to T-trak in fence with 1/4" hex bolt.

**Packing & Sold In:** Each

Item #	Description
KJKMS7801	Swing Stop™

**NEW  
ITEM!**



Shown with Precision Trak,  
sold separately.

### Production Stop

- Sets the distance from the end of the board and the saw blade for cutting accuracy and repeatability from either side of the blade.
- Ideal for repetitive, high-production applications.
- Dual lens cursors allow it to be read from either side of the blade.
- Drops onto the top of the fence for easy removal.

**Packing & Sold In:** Each

Item #	Description
KJKMS7800	Production Stop

**NEW  
ITEM!**



### Trak Components Jig & Fixture Bar

- Ideal for building workshop jigs and fixtures.
- Mounting holes located every 4 inches.
- 6 nylon screws along the length of the bar adjust with the turn of a screwdriver to take up any play in the miter gauge slot.
- 3/8" H x 3/4" W.

**Packing & Sold In:** Each

Item #	Description	Length
KJKMS7303	Jig & Fixture Bar	30"

**NEW  
ITEM!**



## KREG TRAK COMPONENTS




### Combo-Trak

- Used when building your own router table.
- Combination Miter-Trak and Mini-Trak works with your miter gauge, featherboards and other accessories.
- Adds flexibility to your top.

**Packing & Sold In:** Each

Item #	Description	Length
KJKMS7432	Combo-Trak	32"
KJKMS7448	Combo-Trak	48"

**NEW  
ITEM!**



### Mini Trak

- Can be used to produce countless types of woodshop jigs and fixtures such as taper jigs, cut-off sleds, and more.
- Extrusion contains a recess in the bottom that will accept a 1/2" measuring tape.
- Contains t-slots that will capture the head of a standard 1/4" hex bolt.
- Can be surface mounted or mounted flush into a 3/8" x 3/4" dado or rabbet.
- Easily cut to length with a hack saw.
- 3/8"H x 3/4"W

**Packing & Sold In:** Each

Item #	Description	Length
KJKMS7507	Mini Trak	24"
KJKMS7508	Mini Trak	36"
KJKMS7509	Mini Trak	48"

**NEW  
ITEM!**



### Top Trak

- Can be mounted to the top-side of a shop-made 3/4" thick fence.
- Features a self-aligning L-shaped mounting foot for easy installation.
- Drill 1/8" holes through the back of the extrusion and secure with the included mounting screws.
- Made of Anodized Aluminum

**Packing & Sold In:** Each

Item #	Description	Length
KJKMS7712	Top Trak	24"
KJKMS7714	Top Trak	48"

**NEW  
ITEM!**

## KREG TRAK COMPONENTS



### Heavy Duty Trak

- L-shaped Anodized Aluminum extrusion is straight and used for heavy use commercial applications.
- Contains four T-slots that accommodate the head of a standard 1/4" hex bolt.
- 1/2" recess indentation runs along the top and front side of the trak for easy application of a self-adhesive measuring tape (sold separately).

**Packing & Sold In:** Each

Item #	Description	Length
KJKMS7702	Heavy Duty Trak	24"
KJKMS7704	Heavy Duty Trak	48"

**NEW  
ITEM!**




### Trak Clamp

- Fits the Kreg Mini Trak, Top Trak or Heavy Duty Trak.
- Can be mounted to a piece of wood by drilling a 1/4" hole and then countersinking a 7/16" hole for the bolt head.
- For most clamping applications, two clamps are suggested to keep the workpiece from rotating.

**Packing & Sold In:** Each

Item #	Description
KJKMS7511	Trak Clamp

**NEW  
ITEM!**



### Self-Adhesive and Non-Adhesive Tapes

- Fits into the indentation on the topside of the Kreg Top Trak and Heavy-Duty Trak.
- Trim to length with household scissors.
- Metallic tape is highly scuff-resistant.

**Packing & Sold In:** Each

**NEW  
ITEM!**

	Item #	Marking	Width	Length	Read
<b>Adhesive Tapes</b>					
A	KJKMS7723	Inch	1/2"	12'	R-L
B	KJKMS7724	Inch	1/2"	12'	L-R
C	KJKMS7728	Metric	1/2"	3.5 Meter	R-L
D	KJKMS7729	Metric	1/2"	3.5 Meter	L-R
<b>Non-Adhesive Tapes</b>					
B	KJKMS7727	Inch	1/2"	4'	L-R

## KREG CUTTING & MEASURING TOOLS



Item #	Description
KJKMA2800	Crown-Pro™



### Crown-Pro™

- Holds trim at the exact angle eliminating need for advanced compound miter cuts and coping.
- Curved design lets you compensate for a variety of crown molding spring angles (30° to 60°)
- Extension arms let you work with crown up to 5-1/2" wide.
- Easy to use for inside and outside corners.
- Included angle-finder helps you determine the correct spring angle and wall angle for accurate results; range of 30° - 65°.
- 8 no-slip rubber feet guarantee a solid foundation.
- Front-facing instructions so you get the cut right every time.
- 10" saws work with crown up to 3-1/2" wide, depending on manufacturer.
- 12" saws work with crown up to 5-1/2" wide, depending on manufacturer.

Includes: Crown-Pro™, Double-Sided Angle Finder, and Rubber Feet.

**Packing & Sold In:** Each

**NEW  
ITEM!**



Item #	Description
KJKMA2600	Square-Cut™



### Square-Cut™

- Helps you accurately align saw blade to pencil mark to make perfect 90° cuts and cut wood to length.
- Adjustable guide arm compensates for the distance from the blade to the edge of your base plate – no more using a tape measure to get the correct set-back.
- Arm can be adjusted easily with a phillips screwdriver to fit any traditional circular or jig saw.
- Supports workpieces up to 12" wide.
- Rubber feet ensure secure control.
- Built-in roof pitch scale for cutting siding and fascia.

**Packing & Sold In:** Each

**NEW  
ITEM!**



### Shelf Pin Jig

- Hardened Steel Drill Guides ensure straight drilling.
- Dual Position Adjustable Fence requires no tools.
- Locating Pin lets you quickly reference the last hole drilled.
- Jig Extender allows you to connect multiple jigs together for high speed work.
- Standard 32mm hole spacing.
- 5mm or 1/4" brad point drill bit included.
- Drill bit storage built in to back of jig.


Includes: Shelf-Pin Jig, Locating Pin, Jig Extender, 5mm or 1/4" Drill Bit, Depth Collar, Allen Wrench, Four 5mm or 1/4" Shelf Pins, Instructions

**Packing & Sold In:** Each

Item #	Description
KJKMA3200	Shelf Pin Jig, 1/4"
KJKMA3220	Shelf Pin Jig, 5mm
KJKMA3210	1/4" Brad Point Drill Bit
KJKMA3215	5mm Brad Point Drill Bit

**NEW  
ITEM!**

## KREG CUTTING & MEASURING TOOLS



### Multi-Mark™

- Perfect for a wide variety of tasks including laying out mitered corners, transferring measurements, aligning/squaring projects and laying out wall studs.
- Features 3 different scale configurations (inch and metric read).
- Built-in 3/16" reveal gauge.
- Built-in level.

**Packing & Sold In:** Each

Item #	Description
KJKMA2900	Multi-Mark™

**NEW  
ITEM!**




### Multi Purpose Push Stick

- Built-in pencil holder and depth gauge.
- Powerful magnet for storage convenience.
- Thin design for use with small stock.
- Made of durable impact-resistant plastic.

**Packing & Sold In:** Each

Item #	Description
KJKMA1000	Multi-Purpose Push Stick

**NEW  
ITEM!**



### Rip-Cut Circular Saw Guide

- Connects to most circular saws – right or left blade.
- Reversible Guide Arm for Right or Left Hand Use.
- Rips cuts from 1/8" to 24" wide.
- Rip sheets of plywood in half – in just one cut.
- No measuring, marking, and no chalk lines.
- 100% Guide support through entire cut.
- No need to remove Rip-Cut™ when doing cross cuts.
- Quick and accurate adjustments – no tools required.
- Lightweight/Sturdy Design for use on the jobsite.

#### Specifications:

- High quality Aluminum & Impact Resistant Plastic Polymer.
- Aluminum Guide Rail: 3"W x 30" L.
- Saw Sled: 6 1/2" x 8 1/2" saw platform.
- Guide Arm: 2"W x 10" L - Minimum 5" edge bearing at blade entry, minimum 3" edge bearing at blade exit.
- Cut Width: Minimum 1/8" / Maximum 24"

**Packing & Sold In:** Each

Item #	Description
KJKMA2675	Rip-Cut Circular Saw Guide



**NEW  
ITEM!**

## KREG FRAMING TABLE & POCKET MACHINERY



**NEW  
ITEM!**

### Face Framing Table

- Used for assembling flush face-frames.
- High quality clamping cylinders apply tremendous pressure on the joint line to maintain flush assembly.
- Flush assembly reduces and often eliminates the need for sanding.
- Clamping arm rolls smoothly on bearings and each cylinder glides smoothly along the arm for perfect positioning.
- Stands at a 30° angle so it uses less floor space than a flat table.
- Aluminum squaring fence on the left side of the table retracts out of the way to accommodate frames larger than 8'.
- Clamping cylinders can either be independently controlled or activated all at once with a master switch located at the bottom of the clamping arm.
- Works with any standard 1/4" NPT air gun and hose.
- Drop shipped direct from manufacturer – freight prepaid (subject to change).

**Packing & Sold In:** Each

Item #	Table Dimensions	Angle	Work Surface Dimensions	Weight
KJKFT4X8	76"H x 110"W x 30"D	30° from vertical	4' x 8' Melamine, 1-1/8" Thick	350 lbs.



**NEW  
ITEM!**

### Pocket Boring Machine Multi-Spindle, Pneumatic

- Used for drilling multiple pocket-holes across cabinet sides, shelving, stairs, and window/door extensions.
- Each of the five spindles is controlled with an on/off switch located on each clamping tower – for instant control of every spindle.
- Drill with all five spindles at once or turn off a couple off to best meet your application.
- Spindles are spaced 6" on-center – the most common use for most panel applications.
- One touch pedal fires the spindles to make five uniform pocket-holes in less than two seconds.
- Material clamping capacity of 1-3/4".
- Hole centering capability of 1/2" to 3/4" material.

NOTE: \*Drop shipped direct from manufacturer – freight prepaid (subject to change)

**Packing & Sold In:** Each

Item #	Type	Dimensions	Table Height	HP	Power Requirements	Weight
KJDK5100*	Pneumatic, Free Standing	50"H x 36"W x 24"D	40"	(5) 3/4 HP Motors	20 cfm at 20 psi (50% duty cycle)	350 lbs.
KJDKDB	Replacement 3/8" Bit, RH	-	-	-	-	-

## KREG POCKET MACHINERY



**NEW  
ITEM!**

### Foreman, Electric or Pneumatic

- Position the wood and pull the lever; automatic clamp secures the workpiece and the 3/8" stepped drill bits drill the pocket-hole in one smooth operation.
- 1-second cycle time .
- Quickly adjustable from the top side of the machine to position a screw in material from 1/2" up to 1-1/2" thick.
- Can be used to drill everything from drawer boxes to face-frames and deck material.
- 1 year manufacturers warranty.

**Packing & Sold In:** Each

Item #	Type	Dimensions	Table Height	HP	Power Requirements	Weight
KJDB110	Electric	27"H x 14"W x 23"D	7"	3/4	110v, Single Phase	40 lbs.
KJDB55	Pneumatic	20"H x 14"W x 23"D	7"	3/4	6 CFM at 120psi	40 lbs.
KJDKDB	Replacement 3/8" Bit, RH	-	-	-	-	-

KJDK1100FE



KJDK1100TP

### Single-Spindle, Electric & Pneumatic

- Industrial grade motor for high production shops.
- Convenient swing stops allow you to position two pocket-holes across rails of various widths by placing it against one stop, drilling the hole, then repeating with the rail against the other stop.
- Cycle time of less than one second.
- For drilling pocket-holes in panels, the stops swing out of the way.
- Fence adjusts from the topside of the machine allowing you to center a screw in material from 1/2" up to 1-1/2" thick.
- Hold down clamp adjusts to allow materials up to 4" thick to be drilled.
- Quick drill bit changes with the included allen wrench – changeout can be completed in less than 60 seconds.
- KJDK1100TP has all the same features as the KJDK1100FP but in a smaller frame – allowing it to be built into your workbench or relocated from time to time

NOTE: \*Drop shipped direct from manufacturer – freight prepaid (subject to change)

**Packing & Sold In:** Each



**NEW  
ITEM!**

Item #	Type	Dimensions	Table Height	HP	Power Requirements	Weight
KJDK1100FE*	Electric, Free Standing	50"H x 24"W x 24"D	40"	1-1/2	20 amp, 110v	176 lbs.
KJDK1100FP*	Pneumatic, Free Standing	50"H x 24"W x 24"D	40"	1-1/2	8 cfm at 120 psi (50% duty cycle)	138 lbs.
KJDK1100TP*	Pneumatic, Bench Mounted	19"H x 24"W x 24"D	8"	1-1/4	8 cfm at 120 psi (50% duty cycle)	77 lbs.
KJDKDB	Replacement 3/8" Bit, RH	-	-	-	-	-



## KREG POCKET MACHINERY & DRAWER SLIDE MOUNTING



### Multi-Spindle, Electric

- Contains 3 spindles which allows you to drill two pocket-holes across rails of varying widths in just one machine cycle.
- One touch pedal fires the spindle to make two pocket-holes in one second.
- Can quickly change to drill a single pocket-hole by simple removal of drill bit via lift off top.
- 3 options for spacing holes: drill spindles can be set at 3/4", 1" and 1-3/4" on center – the most common rail widths.
- Hardened steel drill guide supports the drill bits all the way into the workpiece for longer bit life and higher quality pocket-holes.

NOTE: \*Drop shipped direct from manufacturer – freight prepaid (subject to change)

**Packing & Sold In:** Each

Item #	Type	Dimensions (Height x Width x Depth)	Table Height	HP	Power Requirements	Weight
KJDK3100*	Electric, Free Standing	50"H x 24"W x 24"D	40"	1-1/2	110v Single Phase	176 lbs.
KJDKDB	Replacement 3/8" Bit, RH					
KJLH-DKDB	Replacement 3/8" Bit, LH For Center Spindle					



### Drawer Slide Mounting Tool Magnetic

- Installs most types of drawer slides including bottom-mount and full-extension; simplifies slide positioning for cabinet drawers to assure smooth gliding drawer movement.
- Designed to work with both face-frame and frameless cabinets.
- Uses the intersection of the cabinet stile and rail in face frame cabinets, and the cabinet side in frameless cabinets as a reference point from which to position drawer slides perfectly parallel to the drawer opening.
- Provides a flat surface for easy clamping.
- Simply place a drawer slide into position on the base of the tool, (magnets hold the slide in place) align the tool where the stile and rail meet, and drive the screws.
- Large openings in the side give you clear access for driving screws.

**Packing & Sold In:** Each

Item #	Description
KJNZ03	Drawer Slide Mounting Tool, Magnetic

**NEW  
ITEM!**



### Drawer Slide Mounting Brackets

- Used to align drawer boxes to full-extension slides.
- Can be used with both framed and frameless cabinets.
- Simply clamp a bracket under each slide, set the drawer box into the drawer opening so it balances on the brackets, pull the slide to the front of the drawer box and secure it into position by driving a screw.

Packing: 2 mounting brackets per pack.

Sold In: Full pack quantities.

**NEW  
ITEM!**

Item #	Description
KJNZ03-B	Drawer Slide Mount Brackets



## ROUTERS

**NEW  
ITEM!**



**BOSCH**

### Palm Router with Fixed & Tilt Bases, Variable Speed 1 HP Combo Kit

- Fast and precise Depth Adjustment System allows both macro and micro adjustment.
- Unique Finger Support Pockets for additional stability, especially when trimming edges.
- Enhanced Bit Capacity; fixed base accepts bits up to 1-5/16" in diameter.
- Fast, easy bit changes using two wrenches or spindle lock and one wrench.
- Quick-Clamp System allows motor to be easily adjusted or moved from base to base.
- Palm-grip design with soft grip for user comfort.
- Angled cord exit helps keep cord out of the way.
- Straight Edge Guide guides router along edges of workpiece or up to 3-5/8" from edge.
- Weight: 3.3 lb.
- Includes: Fixed base, (2) 1/4" self-releasing collets, shaft and collet wrenches, straight edge guide, roller guide, offset base with roller guide, tilt base, underscribe plate with wrenches.

**Packing & Sold In:** Each

Item#	HP	AMPS	Soft Start	Collet Capacity	No Load Speed (RPM)
BLPR20EVSNK	1	5.6	Yes	1/4"	Variable, 16,000-35,000

### Palm Router with Plunge & Fixed Bases, Variable Speed 1-1/4 HP Combo Kit

- Dual LED's and clear sub-base ensure maximum visibility in operation.
- Adjustment ring enables controlled bit depth changes to within 1/64" (fixed base only).
- Plunge base incorporates fine-tune adjustment rod for precise depth setting.
- Large, low-pressure spindle lock button allows for comfortable, single wrench bit changes.
- Multiple shaft-lock detents enable quick and simple bit changes.
- Depth ring and clamping mechanism combine to insure motor remains locked in position (fixed base only).
- Spring-loaded release tabs allow for quick base removal (fixed base only).
- Motor can be transitioned quickly and easily between fixed and plunge bases.
- Overmolded rubber handles provide a comfortable and secure grip (plunge base only).
- Allows up to 1.5" of depth travel with standard base & 2" with plunge base.
- Aluminum motor housing and base construction provides long term durability.
- Extended sub-base provides greater work surface contact for improved user control (fixed base).
- Large plunge base platform provides added stability for heavier applications and sub-base accepts universal template guides.
- Extended 8-slot 1/4" collet maximizes surface contact with router bit shank for a tighter grip.
- Fixed Base Round: 4"
- Plunge Base Oval: 4-3/8"x5-3/4"
- Weight: 4.1 lb. (fixed); 6.2 lb. (plunge)
- Includes: Fixed base, plunge base, wrench and carrying bag.

**Packing & Sold In:** Each



**NEW  
ITEM!**

Item#	HP	AMPS	Soft Start	Plunge Depth	Collet Capacity	No Load Speed (RPM)
YTDWP611PK	1-1/4	7	Yes	2"	1/4"	Variable, 16,000-27,000

## ROUTERS



### Fixed Base Router, 1-1/4 HP Electric Powered Palm Router, Single Speed

- Ergonomically designed to allow for comfortable and assured, single handed control.
- Soft-starting motor features full-time electronic feedback that maintains motor speed through cut.
- Adjustment ring enables controlled bit depth changes to within 1/64".
- Depth ring and clamping mechanism combine to ensure motor remains locked in position.
- Large, low-pressure spindle lock button allows for comfortable, single wrench bit changes.
- Multiple shaft-lock detents enable quick and simple bit changes.
- Spring-loaded release tabs allow for quick base removal.
- Aluminum motor housing and base construction provides long term durability.
- Large 4" diameter sub-base accepts universal template guides.
- Extended 8-slot 1/4" collet maximizes surface contact with router bit shank for a tighter grip.
- Base: 4" round
- Weight: 4.1 lb.
- Includes: Wrench

**Packing & Sold In:** Each

**NEW  
ITEM!**

Item#	HP	AMPS	Soft Start	Collet Capacity	No Load Speed (RPM)
RK450	1-1/4	7	Yes	1/4"	Single, -27,000



### Fixed Base Router, 1-3/4 HP Electric Powered Knob Handle Design, Single Speed

- Cam lock lever enables simple coarse height adjustments and motor release.
- Micrometer depth adjustor accurate to 1/128".
- Dust-sealed switch and sealed ball bearing construction.
- Precision machined aluminum housing and base.
- Auto-release collet system allows for easy bit removal.
- Under table stop prevents motor from inadvertently rotating out of base.
- Base: 5-3/4" round
- Weight: 8 lb.
- Includes: 1/4" and 1/2" collets and collet wrench

**Packing & Sold In:** Each

Item#	HP	Amps	Soft Start	Collet Capacity	No Load Speed (RPM)
RK690LR	1-3/4	11	No	1/4" & 1/2"	Single, 27,500

## ROUTERS



**BOSCH**

### Fixed Base Router, 2 HP Electric Powered Knob Handle Design, Single Speed

- Coarse and micro fine bit depth adjustment system with resettable depth indicator for fast, precise depth adjustment.
- Precision centering design makes it easy to keep bit on intended cut line when using jigs, templates, dovetail fixtures and similar guidance devices.
- Right/left switch location for preference and consistency (motor does not rotate during depth adj.)
- Tool-free templet guide adapter for fast and easy templet guide changes.
- Classic hardwood handles for comfort and beauty.
- Base: 6" round
- Weight: 7.5 lb.
- Includes: 1/4" and 1/2" collets, shaft wrench, collet wrench, tool-free templet guide adapter and chip shield.

**Packing & Sold In:** Each

Item#	HP	Amps	Soft Start	Collet Capacity	No Load Speed (RPM)
BL1617	2	11	No	1/4", 3/8", 1/2"	Single, 25,000



**BOSCH**

### Fixed Base Router, 2-1/4 HP Electric Powered Knob Handle Design, Variable Speed

- Constant-Response Circuitry – maintains constant speed under load, provides overload protection.
- Tool-free template guide adapter system and exclusive precision centering design centers bit precisely.
- Macro and microfine bit depth adjustment system with resettable depth indicator.
- Fixed base has threaded holes for mounting to router table positioned in Bosch 4-hole pattern and common 3-hole pattern.
- Includes RA1161 Fixed-Base with system for adjusting bit height from above a router table.
- Dust-sealed power switch.
- Base: 6" round
- Weight: 5.0 lb.
- Includes: 1/4" & 1/2" collets, shaftwrench, collet wrench, chip shield, height adjustment wrench.

**Packing & Sold In:** Each

Item#	HP	Amps	Soft Start	Collet Capacity	No Load Speed (RPM)
BL1617EVS	2-1/4	12	Yes	1/4", 3/8", 1/2"	Variable, 8,000 - 25,000

## ROUTERS



### Fixed Base Router, 2-1/4 HP Electric Powered Knob Handle Design, Variable Speed

- Full-time electronic feedback maintains motor speed.
- Dual-position switch allows user to cut power while maintaining control of the router.
- Spindle lock feature allows for single wrench bit changes.
- Durable latch lever enables quick and simple coarse depth adjustments and motor release for transition between bases.
- Rack and pinion adjustment provides fine depth settings to 1/128".
- Includes: 1/4" and 1/2" collets, collet wrench and carrying case.

**Packing & Sold In:** Each

Item#	HP	Amps	Soft Start	Collet Capacity	No Load Speed (RPM)
RK892	2-1/4	12	Yes	1/4" & 1/2"	Variable, 10,000 - 23,000



### Fixed Base Router, 3-1/4 HP Electric Powered Side Handle Design, Single Speed

- Auto release collet system allows for quick and easy bit removal and exchange.
- Precision machined aluminum motor housing and base.
- Dust-Sealed switch and sealed ball bearing construction for durability.
- Base: 7" round
- Weight: 15.0 lb.
- Includes: 1/2" collet and collet wrench

**Packing & Sold In:** Each

Item#	HP	Amps	Soft Start	Collet Capacity	No Load Speed (RPM)
RK7519	3-1/4	15	Yes	1/2"	Single, 21,000



### Fixed Base Router, 3-1/4 HP Electric Powered Side Handle Design, 5 Speed

- Electronic 5 speed motor with 10,000, 13,000, 16,000, 19,000 and 21,000 rpm settings.
- Dust-Sealed switch and sealed ball bearing construction for durability.
- Precision machined aluminum housing and base.
- Auto-release collet system allows for easy bit removal.
- Base: 7" round
- Weight: 14.5 lb.
- Includes: 1/2" collet and collet wrench

**Packing & Sold In:** Each

Item#	HP	Amps	Soft Start	Collet Capacity	No Load Speed (RPM)
RK7518	3-1/4	15	Yes	1/2"	5 Speed - see text above

## ROUTERS



### Fixed Base Router, 1-3/4 HP Electric Powered D-Handle Design, Single Speed

- GripVac handle allows for both single hand gripping and enhanced router control when used with standard knob.
- D-handle incorporates trigger switch with "lock-on" feature.
- Micrometer depth adjuster accurate to 1/128".
- Dust-sealed switch and sealed ball bearing construction for durability.
- Precision machined aluminum housing and base.
- Auto-release collet system allows for easy bit removal.
- Base: round
- Weight: 9.25 lb.
- Includes: 1/4" and 1/2" collets and collet wrench

**Packing & Sold In:** Each

Item#	HP	Amps	Soft Start	Collet Capacity	No Load Speed (RPM)
RK691	1-3/4	11	No	1/4" & 1/2"	Single, 27,500



### Fixed Base Router, 2-1/4 Hp Electric Powered D-Handle Design, Variable Speed

- Precision centering design makes it easy to keep bit on intended outline when using jigs, templates, dovetail fixtures and similar guidance devices.
- Coarse and microfine bit depth adjustment system with resettable depth indicator for fast, precise depth adjustment.
- Comfortable D-handle design with reversible auxiliary handle.
- Variable speed dial for matching speed to workpiece and task.
- Constant Response™ Circuitry maintains constant speed under load, provides overload protection.
- Double insulated.
- Dust sealed power switch.
- Base: 6" round
- Weight: 8.2 lb.
- Includes: 1/4" and 1/2" self-releasing collet chucks, 16mm shaft wrench, 24mm collet nut wrench and chip shield.

**Packing & Sold In:** Each

Item#	HP	Amps	Soft Start	Collet Capacity	No Load Speed (RPM)
BL1618EVS	2-1/4	11	Yes	1/4" & 1/2"	Variable, 8,000 - 25,000

## PLUNGE ROUTERS



INCLUDES  
CASE

**freud**

### Side Handle Design, Variable Speed

#### 3-1/4 HP

- Height adjustment system is accessible through the base for quick, accurate adjustments.
- Extended spindle shaft with through the base locking system for easy above table bit changes.
- Electronic regulator is sealed from dust and debris.
- Base: 7-1/2" round
- Weight: 13 lb.
- Includes: 1/4" and 1/2" collets and collet wrench.

**Packing & Sold In:** Each

Item#	HP	Amps	Soft Start	Plunge Depth	Collet Capacity	No Load Speed (RPM)
ABFT3000VCE	3-1/4	15	Yes	2-9/16"	1/4" & 1/2"	Variable, 8,000 - 21,000



**BOSCH**

### Side Handle Design, Variable Speed

#### 3-1/4 HP

- Converts easily for use with router table and back to upright use
- Exclusive system defeats both plunge lock and plunge springs for effortless depth adjustment.
- Coarse and microfine adjustment knobs plus depth rod and turret.
- Variable speed dial for matching speed to work piece and task.
- Constant-Response circuitry maintains constant speed under load, provides overload protection.
- Precision centering design makes it easy to keep bit on intended cut line when using jigs, templates and similar devices.
- Convenient front spindle lock for fast, easy bit changes.
- Base: 7-1/2" round
- Weight: 13.2 lb.
- Includes: Dust extraction hood, 1/4" and 1/2" self-releasing collet chucks, 24mm collet nut wrench, free templet guide adapter and vacuum hose adapter.

**Packing & Sold In:** Each

Item#	HP	Amps	Soft Start	Plunge Depth	Collet Capacity	No Load Speed (RPM)
BL1619EVS	3-1/4	15	Yes	2-9/16"	1/4", 1/2", 3/8" & 8mm	Variable, 8,000 - 21,000

## PLUNGE ROUTERS



### Side Handle Design, Variable Speed

#### 3-1/4 HP

- "Above the table" access to height adjustment and bit changes.
- Micro adjustment depth control makes accurate settings quick and easy.
- Large on/off switch quick release depth stop.
- 3 position depth stop turret.
- Base Round: 6-9/16"
- Weight: 13 lb.
- Includes: 1/4" and 1/2" collets, collet wrench and edge guide

**Packing & Sold In:** Each

**freud®**

Item#	HP	Amps	Soft Start	Plunge Depth	Collet Capacity	No Load Speed (RPM)
ABFT2200EP	3-1/4	15	Yes	2-9/16"	1/4" & 1/2"	Variable, 10,000 - 22,500



### Side Handle Design, 5 Speed

#### 3-1/4 HP

- Electronic 5 speed motor with 10,000, 13,000, 16,000, 19,000 and 21,000 rpm settings.
- Auto-release collet system allows for easy bit removal.
- Depth rod with 6-position adjustable turret enables stepped or repeated plunge cuts.
- Handle incorporates trigger switch with lock-on feature.
- Dust-sealed switch and sealed ball bearing construction.
- Base: 7" round
- Weight: 17.25 lb.
- Includes: 1/2" collet and collet wrench

**Packing & Sold In:** Each

Item#	HP	Amps	Soft Start	Plunge Depth	Collet Capacity	No Load Speed (RPM)
RK7539	3-1/4	15	Yes	3"	1/2"	5 Speed - see text above



## PLUNGE ROUTERS



**FESTOOL®**

### Side Handle Design, Variable Speed 1-1/2 HP

- Festool model #: OF 1010 EQ
- Dust extraction port.
- Switch lock – locks the power switch on.
- Three adjustable position stop turret for repeatable and consistent step cutting.
- Full grip handle is designed for increased control and reduced fatigue.
- Integrated switch with variable speed control at the thumb allows use with just one hand.
- Micro adjustment depth control to 1/256".
- Base: 5" x 5-1/4" oval
- Weight: 5.94 lb.
- Shipped in Systainer 3 (see page V-61)
- Includes: chip catcher, 1/4" and 8mm collet, dust extraction hood, guide stop, plug-it power cord, guide bushing adapter.

**Packing & Sold In:** Each

Item#	HP	Amps	Soft Start	Plunge Depth	Collet Capacity	No Load Speed (RPM)
FJ574266	1-1/2	8.3	Yes	2-1/8"	1/4" & 8mm	Variable, 10,000 - 23,000



**FESTOOL®**

### Side Handle Design, Variable Speed 3-1/4 HP

- Festool model #: OF 2200 EB
- Double locking plunge columns – the plunge depth is locked with a single twist of the locking knob located at your fingertips on the router's handle.
- Retractable, spring loaded 360 degree Dust Shroud.
- Single-tool ratcheting collet.
- Magnetic Spindle Brake – a faster, more reliable method of retarding spindle motion.
- Four position depth stop turret.
- Micro adjustment depth control makes accurate settings quick and easy.
- Base: 7" x 7-1/4" oval
- Includes: chip catcher, 1/2" collet, dust extraction hood and guide bushing
- Shipped in cardboard box
- Weight: 17.2 lb.

**Packing & Sold In:** Each

Item#	HP	Amps	Soft Start	Plunge Depth	Collet Capacity	No Load Speed (RPM)
FJ574277	3-1/4	18	Yes	3-5/32"	1/4", 1/2" & 8mm	Variable, 10,000 - 22,000

## PLUNGE ROUTERS



**FESTOOL**

### Side Handle Design, Variable Speed 2 – 2-1/4 HP

- Festool model #: OF 1400 EQ
- Ratcheting spindle – one wrench bit changes with ratcheting action.
- Template guide bushings are self-centering and can be inserted tool-free.
- Swiveling chip deflector and dust extraction port.
- Three adjustable position stop turret for repeatable and consistent step cutting.
- Micro adjustment depth control to 1/256".
- Base: 5-1/4" x 6-1/4" oval
- Weight: 9.9 lb.
- Shipped in Systainer 4
- Includes: chip catcher, 1/4", 1/2", and 8mm collet, dust extraction hood, plug-it power cord, guide bushing adapter.

**Packing & Sold In:** Each

Item#	HP	Amps	Soft Start	Plunge Depth	Collet Capacity	No Load Speed (RPM)
FJ574267	2 to 2-1/4	11.7	Yes	2-3/4"	1/4", 1/2" & 8mm	Variable, 10,000 - 22,500



### Router with Plunge & Fixed Bases 2-1/4 HP Combo Kit

- Above-table micro-adjustability accurate to 1/128" increments (fixed base only).
- Extended spindle shaft with through base locking feature for easy bit changes above the table (fixed base only).
- Sealed electronic regulator and power switch for protection from dust and debris.
- Fixed Base Round: 6"
- Plunge Base Round: 6"
- Weight: 7.5 lb.
- Includes: fixed base, plunge base, 1/4" collet, 1/2" collet, above table height adjustment knob, and carrying case.

**Packing & Sold In:** Each

Item#	HP	Amps	Soft Start	Plunge Depth	Collet Capacity	No Load Speed (RPM)
ABFT1702VCEK	2-1/4	13	Yes	2-1/2"	1/4" & 1/2"	Variable, 10,000 - 23,000

## TRIM ROUTERS



### Tilt-Base, 3/4 HP

- Tilt at +45 degrees, -30 degrees for angled cuts.
- Precision cast aluminum base.
- Dust-sealed switch and sealed ball bearing construction.
- Base Dimension: 3-1/8" x 3-5/8"
- Weight: 4 lb.
- Includes: collet wrench, and Allen wrench

**Packing & Sold In:** Each

Item#	HP	Amps	Collet Capacity	Speed (RPM)
RK7319	3/4	5.6	1/4"	30,000



### Fixed Base, 3/4 HP

- Micro-set adjustment knob enables quick and accurate bit-depth setting.
- Spindle lock feature allows for single wrench bit changes.
- Precision cast aluminum base.
- Dust-sealed switch and sealed ball bearing construction.
- Base Dimension: 3-3/8" x 3-5/8"
- Weight: 3.75 lb.
- Includes: collet wrench

**Packing & Sold In:** Each

Item#	HP	Amps	Collet Capacity	Speed (RPM)
RK7310	3/4	5.6	1/4"	30,000



**FESTOOL**

### Multiple Base Kit, 1 HP

- Festool model #: MFK 700
- Integrated guide handle on the vertical and horizontal bases provide comfort and control.
- Quickly and easily without tools, change between horizontal and vertical bases.
- Utilizes super fine micro-adjustment knob allowing fine tuning of the cut depth with an accuracy of 1/10mm; dual locking knobs prevent movement once the depth has been set.
- Center line indentation on each side of the vertical base allows you to align the center of the bit with the cut of the line.
- Dust Extraction Port for a dust free environment.
- Vertical base includes a threaded insert which accepts template guides.
- Weight: 4.2 lb.
- Shipped in Systainer 2
- Includes: horizontal and vertical base, 1/4" and 8mm collets, dust extraction hood, plug-it power cord, standard threaded base for U.S. guide bushing.

**Packing & Sold In:** Each

Item#	HP	Amps	Collet Capacity	Speed (RPM)
FJ574288	1	6.0	1/4" & 8mm	10,000 - 26,000

## TRIM ROUTERS



### Fixed, Offset, Tilt & Underscribe Bases, 3/4 HP

- Microset adjustment knob enable quick and accurate bit setting depth.
- Kit comes with four bases:
  - Fixed base design allow for excellent bit visibility.
  - Offset base enables back splash trimming, scribing to wall and 90 degree corner trimming.
  - Tilt base enables angle cuts
  - Underscribe sub base allows user to accurately join laminate.
- Weight: 3.75 lb.
- Includes: bases described above, case, carbide bit, edge guide, collet and wrenches.

**Packing & Sold In:** Each

Item#	HP	Amps	Collet Capacity	Speed (RPM)
RK97311	3/4	5.6	1/4"	30,000



BYSB7310  
Base Assembly

### Laminate Seaming Router, 3/4 HP

- Porter Cable model 3/4 HP motor.
- Quickly cuts perfect joints in large sheets of laminate.
- Cuts both pieces of laminate at the same time for a perfect seam.
- Ideal when laminates come together at a miter – no difficult placement of a jig.
- Joint can be cut in place, no need to remove laminate from position to cut.
- Includes: solid carbide 1/8" diameter bit and adjusting wrenches.

**Packing & Sold In:** Each

Item#	HP	Amps	Collet Capacity	Speed (RPM)	Motor Brand
BYSB7310	3/4	5.6	1/4"	30,000	Porter Cable
BYSB7310	Base Assembly Only.				
BYEX125	Replacement Bit Only				

Betterley INDUSTRIES INC. POWER TOOLS

## TRIM & COVING ROUTERS



Betterley INDUSTRIES INC. POWER TOOLS

### Trim Router, Underscribe Router, 3/4 HP

- Recommended for short cuts (1/4" - 5").
- Cuts plastic laminates for all types of joints in store fixtures, face frames, cabinets, and more.
- One hand operation, tapered edge automatically lifts the overlapping laminate for cutting.
- Hard coated aluminum plate will not mark laminate.
- Easy to adjust eccentric cam system provides precise control of cut.
- Includes: solid carbide 1/8" diameter bit and adjusting wrenches.

**Packing & Sold In:** Each

Item#	HP	Amps	Collet Capacity	Speed (RPM)	Motor Brand
BYUPR10E	3/4	5.6	1/4"	30,000	Bosch
BYU7310	3/4	5.6	1/4"	30,000	Porter Cable
BYEX125	Replacement Bit Only				



### Trim Router, Fixed Base

- Flush laminate trimming tool that provides effortless cutting.
- Small body design fits comfortably in one hand with the weight concentration on the base.
- Works best with 1/4" diameter bits.
- Weight: 2.4 lb.
- Includes: adjusting wrenches

**Packing & Sold In:** Each



Item#	Collet Capacity	Speed (RPM)	Air Consumption
BVAT	1/4"	25,000	3 CFM at minimum 90 PSI



Betterley INDUSTRIES INC. POWER TOOLS

### Coving Router, 3-1/4 HP Porter Cable Motor

- Coving system designed to create coves in any 90 degree joint in solid surfacing material.
- Fine adjustments for precise control of cut.
- Center guide allows router to be turned or rotated without removing it from the cut.
- No tools required for adjustment.
- Available Air Glide kit eliminates friction, reduces scratches and gives you better control with constant airflow.
- Includes: 3/8" radius carbide bit, interchangeable center guides for 1/4", 3/8", 1/2" radius bits and wrenches BY210D also includes a 10' hose.

**Packing & Sold In:** Each

Item#	Description	HP	Amps	Collet Capacity	Speed (RPM)	Motor Brand
BY210A	Coving Router without Dust Extraction	3-1/4	15	1/2"	27,500	Porter Cable
BYCB3870	Replacement Bit	-	-	-	-	-
BYRA200	Air Glide Kit	-	-	-	-	-

## ROUTER GUIDE RAILS

### Guide Rails For Plunge Routers With Splinterguard

- For guidance of plunge saws or routers.
- Cut mark matches the cut line with the zero clearance guide rail.
- Quick setup with non-slipping bottom strips.
- Repeat cuts with limit stops.
- System integration, same rail for saw, router or jigsaw.
- Bottom T-slot clamp.


**Packing & Sold In:** Each

Item#	Guide Rail Length
FJ491499	32"
FJ491504	42"
FJ491498	55"
FJ491503	75"
FJ491502	95"
FJ491937	106"
FJ491501	118"
FJ491500	197"

**FESTOOL**



42" or 95" for 32mm Hole Drilling System



Note: For use with Festool® series guide rails only.

### Guide Rail Accessories

**Packing & Sold In:** Each

**FESTOOL**

	Description	Item#
A	<b>Tote Bag</b> <ul style="list-style-type: none"> <li>• Transport and store rails up to 1400mm</li> <li>• Bag stores 2 rails up to 1400mm in the main pocket and another 800mm rail in the front pocket</li> <li>• Cloth strap handles and shoulder strap</li> </ul>	FJ466357
B	<b>Replacement Splinter Guard</b> <ul style="list-style-type: none"> <li>• Adhesive backed to maintain splinter free cut quality</li> </ul>	
	FS-SP 1400 (55") Splinterguard	FJ483164
	FS-SP 3000 (118") Splinterguard	FJ488467
C	<b>Guide Rail Connector</b> <ul style="list-style-type: none"> <li>• Connects two guide rails by sliding into the T-slot grooves in the rails</li> <li>• 2 adjustable set screws per end for a secure connection included</li> </ul>	FJ482107
D	<b>Angle Unit</b> <ul style="list-style-type: none"> <li>• Connects the upper T-slot of guide rails for setting angles on material</li> <li>• 180° marked scale</li> <li>• Transfer angles from the wall to the workpiece</li> </ul>	FJ491588
E	<b>Gecko Guide Rail Adapters</b> <ul style="list-style-type: none"> <li>• Lever actuated suction cup pads</li> <li>• Attach the Gecko clamp to guide rails on non-porous materials</li> </ul>	FJ493507



**ROUTER ACCESSORIES**



**Table System Accessories, Vertical Feather Board**

- Freud's universal Feather Board can be used vertically or horizontally and can be adjusted for hat perfect amount of tension that any task may require.
- Comes with all the necessary hardware and track insert to fit standard 3/4" T-track.
- For use with RTS 5000 Router Table Systems and RTP 1000.

**Packing & Sold In:** Each

**Item #:** ABBF3510

**freud®**



**Air-Glide Router Base**

- Eliminate friction- router rides on a "cushion" of air.
- Improve accuracy of cut- machined flat aluminum plates provide a true, flat base.
- Durable- strong phenolic sub-base stays flat.
- Stable- large 7" diameter base.
- Versatile-works on solid surface, laminate, wood and flat surface
- Reduce scratches-air flow prevents debris from lodging under base
- Improve quality of cut-allows you to control cut with resistance of cutting bit, not friction on base.
- Easy installation-mounts directly to your router without modification.
- Standard Equipment: 1-3/16" hole phenolic sub-base, Air valve, 10' long air supply hose, Mounting hardware, (May be drilled to fit other routers)

**Packing & Sold In:** Each

Item#	Mounts To These Routers
BYAG7000	Porter-Cable™: All with 6" & 7" diameter bases, Bosch™ : 1617 & 1618 Series; 1619EVS, Makita™ : RD1011, RF1101, RP1011, Milwaukee™ : All 56 Series, Dewalt™ : DW6 Series



**Edge Guide for Of 1400EQ Plunge Router**

- Plunge router edge guide.
- Allows to run the router parallel to an edge.

Note: For use with FJ574267 (OF 1400 EQ) only.


**Packing & Sold In:** Each

**Item #:** FJ492636

**FESTOOL®**



## ROUTER ACCESSORIES



### Parallel Edge Guide For MFK700 Routers

- Create groove, flutes, dados, ploughs and rabbits in parallel to an edge with 1/256" (1/10mm) fine adjustment ability.
- Included dust extraction hood accepts standard 27mm hose.

**Packing & Sold In:** Each

**Item #:** FJ495182

**FESTOOL**



### Guide Stop for OF 1400 EQ Plunge Router

- **Plunge router guide stop with fine adjuster.**
- Slot in base engages rib on guide rail.

Note: For use with FJ574267 (OF 1400 EQ) only.

**Packing & Sold In:** Each

**Item #:** FJ492601

**FESTOOL**



### Table Widener for OF1400 EQ Plunge Router

- Plunge router table widener.
- Oversized heavy duty base plate with integrated dust hood.
- Increased hole diameter for larger edge forming bits.

NOTE: For use with FJ574267 (OF 1400 EQ) only.

**Packing & Sold In:** Each

**Item #:** FJ493233

**FESTOOL**



### Guide Rail Accessory Kit

A complete kit to maximize usage with plunge saws or routers.

- Kit includes: Angle unit (491588), Return/limit stop (491582), Extra splinter guard 1400mm (55", 483164), Deflector (489022), 2 connectors (482107), 2 screw clamps (489570), In Systainer 1 (see page V-61) with molded insert (445433).

**Packing & Sold In:** Each

**Item #:** FJ492396

**FESTOOL**

## ROUTER ACCESSORIES


**Imperial Accessory Kit For Use with Festool FJ574277 Router**

- Imperial accessory kit for OF 2200 EB.
- Includes: Parallel edge guide, guide stop, guide rods, table widener base, small bore base, template guide base, offset base for guide rail & metric template guide bushings

**Packing & Sold In:** Each

**Item #:** FJ495249

**FESTOOL**

**BOSCH**
**NEW  
ITEM!**
**Router Guide, Deluxe Model**

- Deluxe router guide; precision fine adjustment control; dust extraction hood with adapter for 1-1/4", 1-1/2" and 35 mm vacuum hoses.
- Guides cut along workpiece edge or up to 8 inches from edge; easily converts into circle guide for making circles up to 32 inches in diameter.
- Plastic with steel rods; die-cast aluminum additional parts.
- Includes router guide, pivot plate, dust extraction hood, vacuum hose adaptor, attachment hardware.

**Packing & Sold In:** Each

Item#	Fits Router/Trimmers
BLRA1054	BL1617, 1671EVS, 1618, 1618EVS, 1617PK, 1617EVSK, 1613AEVS, 1619EVS



*Betterley INDUSTRIES INC.* POWER TOOLS

**Stacc-Vacc Router Base**

- Works on any material- solid surface, solid Lumber, particle board, MDF, plywood, plastics, etc.
- Mounts directly to many popular routers.
- Allows use of template guides with optional sub-base.
- Shields and protects from flying debris and the exposed cutting bit.
- Ideal for most applications: edge profiles, straight cuts, rabbet cuts, dado cuts, grooving cuts, etc.
- Accepts bits up to 3-1/2" diameter with optional sub-base.
- Keeps vacuum hose out of the way above the material and base.
- Solid, durable construction.

**Packing & Sold In:** Each

**NEW  
ITEM!**

Item#	Description	For Routers	Size
BYSV610	Accepts bits up to 2" diameter & extending up to 1-1/4" below base	1 to 2-1/4 HP	6" x 9", Knob Height: 4"
BYSV620	Accepts bits up to 2" diameter & extending up to 2-1/2" below base	1 to 2-1/4 HP	6" x 9", Knob Height: 4"
BYSV710	Accepts bits up to 2-1/4" diameter & extending up to 1-1/4" below base	Up to 3-1/4 HP	7" x 11", Knob Height: 4"
BYSV720	Accepts bits up to 2-1/4" diameter & extending up to 2-1/2" below base	Up to 3-1/4 HP	7" x 11", Knob Height: 4"

## ROUTER ACCESSORIES



BOSCH

## Quick Change Template Guide

- Use with Bosch 1613, 1614, 1617, 1618 and 1619 series routers.

Packing &amp; Sold In: Each

Item#	Application	Distance Past Base	Outside Dia.	Inside Dia.
BLRA1111	General Purpose	3/16"	5/8"	17/32"
BLRA1113	Radius Hinge, 1/4	1/2"	5/8"	17/32"




## Template Guide Adapter

- Adapts Bosch 1600 series routers to accept competitive template guides.
- Use with Porter Cable, Black & Decker or any similar template guides.

Packing &amp; Sold In: Each

Item #: BL2-610-906-290

BOSCH



Template Guide



Lock Nut



## Template Guides

- Fit standard 1-3/16" diameter center hole router sub-bases.

Packing &amp; Sold In: Each

Item#	Purpose	I.D.	O.D.	Distance Past Base
RK42021	Stair Routing 1-1/8" Thick Treads	1-1/32"	1-1/4"	7/16"
RK42024	Lock Face Routing	21/32"	3/4"	9/16"
RK42033	General Routing	13/32"	1/2"	5/16"
RK42036	General Routing	9/32"	3/8"	5/16"
RK42042	Hinge Butt Routing	5/8"	51/64"	9/16"
RK42045	For Use with Stanley T-3 Template	17/32"	5/8"	9/16"
RK42046	Omnijig Template	17/32"	5/8"	7/32"
RK42237	Lock Nut for All Template Guides			
RK42000	Template Guide Kit Contains Template #'s: 42024, 42036, 42027, 42033, 42045, 42057, 42042 and Lock Nut 42237 (2)			

## ROUTER ACCESSORIES



### Router Base/Sub Base

Packing & Sold In: Each

Item#	Type	Fits Router/Trimmer
RK1001	Fixed Base	100 + 690 Series
RK10695	Sub-Base	7500 Series
RK42186	Sub-Base	690 Series
RK810272	Sub-Base	309



### Horizontal Base Unit for MFK700EQ Trim Router

- 0° Unit-Designed for straight routing in the horizontal configuration.
- Features 1/10mm (1/256") adjustments.

Packing & Sold In: Each

Item#	Degree of Unit
FJ491427	0°
FJ495165	1.5°




### Laminate Trimmer Base

Packing & Sold In: Each

Item#	Fits Routers/Trimmers
BL3-605-702-619	BL1608, 1608LX
BL3-605-702-613	BL1608T




### Underscribe Router Base For Porter Cable Trimmers

- Includes 1/8" carbide bit
- Fits Porter Cable 7310

Packing & Sold In: Each

Item #: BYUB7310



## ROUTER ACCESSORIES

**Router Collets****Packing & Sold In:** Each

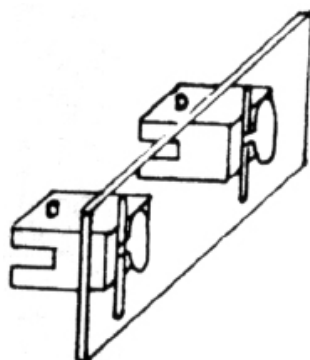
Item#	Description	For Porter Cable Models
RK42950	1/2" Collet	690 & 890 Series Bases

**Router Collets****Packing & Sold In:** Each

Item#	Description	For Bosch Models
BL2-610-906-284	1/2" Collet	1604, 1606 and 1613 Series

**Cove Stick Clamps**

- Simplify the glue up for coves.
- Attach only to the front of material.
- Spring pressure provides even force.

**Packing:** 10 each per box.**Sold In:** Both broken and full box quantities. Discount available for full box orders.**Item #:** BY226**Underscribe Router Drum Attachments**

- Allows you to cut joints on a cylindrical surface.
- Helps stabilize router perpendicular to the workpiece.
- For use with BYPR10E and BYU7310 underscribe routers.

**Packing & Sold In:** Each**Item #:** BYDRUM

**ROUTER ACCESSORIES**



**Dust Collector For Porter Cable 7500 Series**

- Compatible with all Porter Cable 7500 series router bases.
- Sub-base with dust collection attachment.
- 1/2" thick sub-base includes dust collection nozzle to attach to most 1-1/2" hoses.
- Ideal for use during plunge routing.

**Packing & Sold In:** Each

Item#	For Porter Cable Model
RK39700	7500 Series



**Pocket Hole Joinery System,  
Quikjig**

- Pre-Set drill bit does not need to be changed for different material thickness.
- Screw Length Gauge recommends the appropriate screw length for material thickness.
- Automatic Depth Control System allows for easy set up for different material thicknesses.
- Variable Spaced Bushings allow a variety of positions for the pocket holes.
- Self Adjusting Clamp adjusts automatically to material thickness.
- Repeatable clamp makes multiple pieces quick and easy.
- Built-In Drill Bit collar set up does not need to be changed for different material thicknesses.
- Removable Dust Port can be hooked up to a Porter Cable Dust Extractor or standard vacuum.
- Includes: 3" and 6" Square Drive, 3/8" Drill Bit, Drill Bit Collar, Hex Key, (20) 1" screws, (40) 1-1/4" and 1-1/2" screws, clamp.

**Packing & Sold In:** Each



Item#	Description	Material Capacity	Pocket Bit Diameter	Pilot Bit Diameter
RK560	Quikjig System	1/2" to 1-1/2"	3/8"	5/32"
RK5600	Replacement Drill Bit & Collar			

## ANGLED FINISH NAILERS



INCLUDES  
CASE

**SENCO**  
BRANDS

### Drive 15 Gauge Angled Finishing Nails 1" – 2"

- Applications include construction finishing, furniture and cabinets, paneling, door and window casings and upholstery trim panels.
- Adjustable depth-of-drive allows for flush drive or precision countersinking at lower air pressure.
- Rear exhaust directs dust away from the workpiece and is adjustable for user comfort.
- Neverlube Design means no tool lubrication to stain fine woods.
- No mar pad prevents scuffs on wood.
- Belt hook that can be attached to either side of the tool for left or right handed users.
- EZ-Clear™ Latch – to clear jams fast.
- Restrictive Trigger Firing Mode: Trigger must be released and pulled each time a nail is driven.
- Includes: Nailer and carrying case

**Packing & Sold In:** Each

Item#	Gauge	Fastener Range	Fastener Capacity	Operating Air Pressure	Tool Size	Weight	Mfr. Warranty
SNSFN30-620002N	15	1" – 2"	104	70-120 psi	9-5/8"H x 12"L	3.6 lb.	1 year



INCLUDES  
CASE

**SENCO**  
BRANDS

### Drives 15 Gauge Angled Finishing Nails 1-1/4" – 2-1/2"

- Magnesium mainbody provides a durable and ultra light tool
- Oil-free motor eliminates oil carryover onto the work surface
- Push-button air blower can dust off excess debris from the work surface
- Metal cylinder for increased durability
- Tool-free depth-of-drive adjustment
- Selectable trigger lets you control the fastening method with the flip of a switch
- Rotatable exhaust and belt hook keeps
- Over-molded rubber grip, swivel plug and reload indicator
- Applications include finish and trim, baseboard, cabinets, chair rail, decorative trim, door & window casing, furniture trim, paneling
- Includes case, fitting and wrench

**Packing & Sold In:** Each

**NEW  
ITEM!**

Item#	Gauge	Fastener Range	Fastener Capacity	Operating Air Pressure	Tool Size	Weight
SNFP35MG	15	1-1/4" – 2-1/2"	110	70-120 psi	12-1/4" H, 13" L	4.65 lb.



## ANGLED FINISH NAILERS



INCLUDES  
CASE

**BOSCH**

### Drive 15 Gauge Angled Finishing Nails 1-1/4" – 2-1/2"

- Applications include baseboards, case goods, chair rails, decorative trim, furniture and paneling
- Tool-Less adjustable depth of drive.
- Adjustable air exhaust.
- Tool-Less quick clear for easy removal of jammed nails.
- On board no mar tip storage.
- In-Line self-cleaning air filter keeps debris from the valve and O-ring, leading to improved tool life.
- Slim body for better line of sight and better control.
- Dry Fire Lock-Out avoids damage to workpiece by preventing blank firing.
- Tool-Less selectable trigger firing mode allows you to easily switch between:
  - Restrictive Trigger Firing Mode: trigger must be released and pulled each time a nail is driven
  - Contact Actuation: hold the trigger in and the tool will continually fire each time you bump it on the workpiece.
- Includes: Nailer, safety glasses and carrying case.

**Packing & Sold In:** Each

Item#	Gauge	Fastener Range	Fastener Capacity	Operating Air Pressure	Tool Size	Weight	Mfr. Warranty
BLFNA250-15	15	1-1/4" – 2-1/2"	100	60-120 psi	10"H x 11.75"L	4 lb.	1 year



INCLUDES  
CASE

**SEÑCO**  
BRANDS

### Drives 16 Gauge Angled Finishing Nails 1-1/4" – 2-1/2"

- Magnesium mainbody provides a durable and ultra light tool.
- Oil-free motor eliminates oil carryover onto the work surface.
- Push-button air blower can dust off excess debris from the work surface.
- Metal cylinder for increased durability.
- Tool-free depth-of-drive adjustment.
- Selectable trigger lets you control the fastening method with the flip of a switch.
- Rotatable exhaust and belt hook keeps.
- Over-molded rubber grip, swivel plug and reload indicator.
- Applications include finish and trim, baseboard, cabinets, chair rail, decorative trim, door & window casing, furniture trim, paneling.
- Includes case, fitting and wrench

**Packing & Sold In:** Each

**NEW  
ITEM!**

Item#	Gauge	Fastener Range	Fastener Capacity	Operating Air Pressure	Tool Size	Weight
SNFP33MG	16	1-1/4" – 2-1/2"	110	70-120 psi	11-1/2" H, 12" L	3.83 lb.

## STRAIGHT FINISH NAILERS



INCLUDES  
CASE

**BOSCH**

**Drive 16 Gauge Straight Finishing Nails 1" – 2-1/2"**

- Applications include baseboards, case goods, chair rails, decorative trim, furniture and paneling.
- Tool-less adjustable depth of drive.
- Adjustable air exhaust.
- Tool-less Quick Clear for easy removal of jammed nails.
- On board no mar tip storage.
- In-line self-cleaning air filter that keeps debris from the valve and O-ring, leading to improved tool life.
- Slim body for better line of sight and better control.
- Dry Fire Lock-Out avoids damage to workpiece by preventing blank firing.
- Tool-Less Selectable Trigger Firing Mode allows you to easily switch between:
  - Restrictive trigger firing mode: Trigger must be released and pulled each time a nail is driven
  - Contact actuation: Hold the trigger in and the tool will continually fire each time you bump it on the workpiece.
- Includes: Nailer, safety glasses and carrying case.

**Packing & Sold In:** Each

Item#	Gauge	Fastener Range	Fastener Capacity	Operating Air Pressure	Tool Size	Weight	Mfr. Warranty
BLFNS250-16	16	1" – 2-1/2"	100	60-120 psi	9.94"H x 10.25"L	3.5 lb.	1 year



INCLUDES  
CASE

**NEW  
ITEM!**

**Drive 16 & 17 Gauge 7/16" Crown Up To 2"**

- 15% more powerful than all other construction staplers in its class
- Innovative magazine removal mechanism maintains a clean, narrow line for precise staple placement.
- Well-balanced, ergonomic design for all-day use.
- 1" lip length allows access into tight corners.
- All-metal magazine construction for outstanding durability.
- Precision-machined drive track ensures accurate, jam-free staple drives into all substrates
- Rotatable belt hook.
- 5 year limited warranty

**Packing & Sold In:** Each

**Item #:** SNSNS200XP

**SEŇCO**  
BRANDS

**STAPLERS**



**Heavy Duty, Drives 16 & 17 Gauge 7/16" Crown Up to 2"**

- 20% more powerful than the standard SNSNS200XP for the most demanding applications.
- Innovative magazine removal mechanism maintains a clean, narrow line of sight for precise staple placement.
- Well-balanced, ergonomic design for all-day use.
- 1" lip length allows access into tight corners.
- All-metal magazine construction for outstanding durability.
- Precision-machined drive track ensures accurate, jam-free staple drives into all substrates.
- Rotatable belt hook.
- 5 year limited warranty

**Packing & Sold In:** Each

**Item #:** SNSNS200XP-BST

**NEW  
ITEM!**



**Stapler, Air Powered**

**Drives 18 Gauge 1/4" Crown Staples Up to 1-1/2"**


- Senco model #: SLS181W0002N
- Lightweight (only 2.9 lb.) stapler designed to drive staples into hardwoods, high power driver than can drive up to fasteners up to 1-1/2" long.
- Rear exhausts keeps oil and dust away from work surface.
- Easy open latch for quick loading and low staple load indicator.
- Firing Modes: bump or contact actuation.
- Includes case, oil, hex wrench and staple rebate coupon.

**Packing & Sold In:** Each

**SEÑCO  
BRANDS**

Item#	Gauge	Fastener Range	Fastener Capacity	Operating Air Pressure	Tool Size	Lip Length	Weight
SNSLS18NR	18	.5" to 1.5"	110	70-120 psi	9"H x 10"L	.75"	2.9 lb.

## STAPLERS

**18 Gauge 1/4" Narrow Crown Up to 1-1/2"**

- Senco model #: SKSL4450
- Applications: cabinets, drawers, spring clip attachment in furniture assembly, trim, molding
- Features E-Z Load/ E-Z Clear system.
- NeverLube design requires no lubrication.
- Quiet operation.

**Packing & Sold In:** Each


Item#	Firing Mode	Gauge	Staple Range	Staple Capacity	Operating Air Pressure	Dimensions	Weight
SNSKSL4450-1-1/2	Contact Actuation	18	.875" to 1.5"	158	70-120 psi	9.375" H, 12.375" L	4.2 lb.

**18 Gauge 1/4" Narrow Crown Up to 1-1/2"**

- Senco model #: SLS25XP-L
- Light weight and quiet operation.
- Adjustable depth-of-drive for precise staple setting.
- No-mar pad keeps work surfaces free of marks.
- Oil-free design means easier maintenance and no lubrication to stain fine wood.
- Heavy duty components, including aluminum sleeve and piston.

**Packing & Sold In:** Each


Item#	Firing Mode	Gauge	Staple Range	Staple Capacity	Operating Air Pressure	Dimensions	Weight
SNSLS25XP	Contact or Sequential Actuation	18	3/8" to 1-1/2"	145-168	70-120 psi	9" H, 12" L	2.7 lb.

**18 Gauge 1/4" Narrow Crown Up to 1-1/2"**

- Bosch model #: STN150-18
- Full force technology engineered to eliminate wasted power and space
- Tool-less quick clear – easy removal of jammed staples and adjustable depth of drive.
- Dry Fire Lock-Out – avoids damage to work materials by preventing blank firing
- Tool-less Selectable Trigger – easily switch between sequential or contact actuation
- Applications include: exterior trim, cabinetry, or countertops
- Includes: (1) pair of safety glasses, (1) no-mar tip, and carrying case

**Packing & Sold In:** Each


Item#	Firing Mode	Gauge	Staple Range	Operating Air Pressure	Dimensions	Weight
BLSTN150-18	Contact or Sequential Actuation	18	1/2" to 1-1/2"	60-120 psi	9.75"H, 9"L, 2.25"W	2.1 lb.

## STAPLER & BRAD NAILER



**SENCO**  
BRANDS

### 18 Gauge Brad Nails 5/8" to 1-1/4", Staples 1/2" to 1"

- Senco model #: FP2N1
- Lightweight 2 in 1 tool offers both brad nailing and stapling
- Nailing applications include: furniture repair, cabinets, drawer assembly, case backs, small trim, chair rails, picture frames and ornamentals
- Stapling applications include: shelving, soffits, fascia, cabinets, picture frames, and craft assembly
- Adjustable depth of drive
- Rear exhaust keeps oil and debris off the work surface
- No-mar magazine bumper protects the work surface
- Includes case, fitting, oil and fastener rebate
- Firing Modes: Sequential Action

**Packing & Sold In:** Each

Item#	Gauge	Brad Nail/ Staple Range	Staple or Brad Nail Capacity	Operating Air Pressure	Dimensions	Lip Length	Weight
SNFP2N1	18	5/8" to 1-1/4"/ 1/2" to 1"	110	70-120 psi	7-1/2" H, 10" L	0"	2.75 lb.



**SENCO**  
BRANDS

### Brad Nailer, Air Powered

### 18 Gauge Slight Head Brad Nails 5/8" To 1", Medium Head Brads 5/8" to 1-5/8"

- Senco model #: SLP20
- Lightest weight 2 in 1 tool offers both slight and medium head brad nailing.
- Applications include: cabinets, decorative trim, drawers, furniture frames, small trim, picture frames, molding, rattan furniture window beading.
- Features easy side loading that allows to change brad length without adjusting tool, plus E-Z clear jam clearance.
- Oil free design means easier maintenance and no lubrication to stain fine woods.
- Requires minimum maintenance, with only two movable O-rings for virtually trouble free up-keep.
- Includes heavy-duty plastic case.

**Packing & Sold In:** Each

Item#	Firing Mode	Gauge	Brad Nail Range	Brad Nail Capacity	Operating Air Pressure	Dimensions	Weight
SNSLP20-430101N	Sequential or Contact Actuation	18	5/8" to 1-5/8"	110	70-120 psi	8-1/4"H, 9-1/2"L	2.3 lb.

## BRAD NAILERS



BOSCH

**18 Gauge Brad Nails 5/8" To 1-3/8"**

- Bosch model #: BNS200-18
- Full Force Technology engineered to eliminate wasted power and space.
- Tool-less Quick Clear – easy removal of jammed nails and adjustable depth of drive.
- Dry Fire Lock-Out – avoids damage to work materials by preventing blank firing
- Tool-less Selectable Trigger – easily switch between sequential or contact actuation
- Applications include: nailing in blind spots, case goods, decorative trim, and paneling
- Includes: (1) pair of safety glasses, (1) no-mar tip, and carrying case

**Packing & Sold In:** Each

Item#	Firing Mode	Gauge	Brad Nail Range	Operating Air Pressure	Dimensions	Weight
BLBNS200-18	Contact or Sequential Actuation	18	5/8" to 2"	60-120 psi	9.75"H, 9"L, 2.25"W	2.1 lb.

SEÑCO  
BRANDS**Drives 18 Gauge Brad Nails Up to 2-1/8"**

- Senco Model # FP18MG
- Magnesium mainbody provides a durable and ultra light tool for comfortable extended use.
- Oil free motor eliminates oil carryover onto the work surface.
- Metal cylinder for increased durability.
- Selectable trigger lets you control the fastening method by flipping a switch.
- Rotatable rear exhaust and belt hook keeps dust and debris off the work surface.
- Over-molded rubber grip, swivel plug and reload indicator.
- Applications include: baseboard, cabinets, casebacks, chair rail, finish and trim, furniture frames, furniture trim, mirror and picture frames and trim.
- Includes case, fitting and wrench

**Packing & Sold In:** EachNEW  
ITEM!

Item#	Firing Mode	Gauge	Brad Nail Range	Brad Nail Capacity	Operating Air Pressure	Lip Length	Dimensions	Weight
SNFP18MG	Sequential Actuation	18	5/8" to 2-1/8"	110	70-120 psi	3/4"	9-3/4" H, 10-1/2" L	2.48 lb.

## BRAD NAILERS



**SEŃCO**  
BRANDS

### Brad Nailer, Air Powered 18 Gauge Brad Nails Up to 2-1/8"

- Senco model #: FP25XP
- Drives slight and medium head 18 gauge brads from 5/8" to 2-1/8".
- NeverLube technology – no lubrication required.
- No mar pad.
- On-tool power adjustment.
- Comfort and convenient features include: overmold comfort grip, overmold trigger, 360° adjustable exhaust, and belt hook.
- Applications include: molding, decorative trim, cabinets, drawers, picture frame assembly.

**Packing & Sold In:** Each

Item#	Firing Mode	Gauge	Brad Nail Range	Brad Nail Capacity	Operating Air Pressure	Dimensions	Weight
SNFP25XP	Sequential Actuation	18	5/8" to 2-1/8"	110	70-120 psi	10" H, 10" L, 2.2" W	2.7 lb.



**SEŃCO**  
BRANDS

### Stapler/Nailer Accessories Repair Kits and Parts

- Pre-packaged kits allow users themselves to perform common maintenance and minor repair tasks in air staplers and nailers.
- Installation of these kits is extremely easy and no previous tool repair experience is necessary.
- Fully illustrated instructions are included with each kit.

**Packing & Sold In:** Each

Item#	Description	For Use with Tool
SNEC0177	Driver	SKS Series
SNYK0376	Feeder Spring Kit	SFN1, SKS



## MICRO PINNERS



### 23 Gauge Micro Pins Up to 1"

- Porter Cable model #: PIN100
- Tool automatically adjusts for different fastener lengths for easier loading.
- Convenient bottom-load magazine.
- Rear exhaust – directs oil and dust away from user.
- Dual trigger feature.
- Low pin reload indicator.
- Includes 23 sample gauge pins, 1/4" air fitting with dust cover, oil, wrench, and carrying case.

**Packing & Sold In:** Each

Item#	Firing Mode	Gauge	Pin Range	Pin Capacity	Operating Air Pressure	Dimensions	Weight
RKPIN100	Contact or Sequential Actuation	18	1/2" to 1"	170	60-100 psi	6.25" H, 9" L	2 lb.



### 23 Gauge Headless Micro Pins Up to 1"

- Senco model #: FP10
- Extra power – for use with hard wood.
- Easy fastener length adjustment – adjusts to desired fastener length.
- Rear exhaust – directs oil and dust away from work surface.
- Smooth metal cap & magazine.
- Low load alert – visible fastener load with reload indicator.
- Hose Fitting: 1/4" NPT
- Includes case, fittings, repair tools and tool oil.

**Packing & Sold In:** Each

**SEŃCO**  
BRANDS

Item#	Firing Mode	Gauge	Pin Range	Pin Capacity	Operating Air Pressure	Lip Length	Dimensions	Weight
SNFP10	Sequential Actuation	18	1/2" to 1"	170	70-95 psi	5/8"	6-3/4"H, 8-7/8"L	2.35 lb.

## MICRO PINNERS



### 23 Gauge Microbrads 7/8" to 1-3/8", Micropins 1/2" to 1"

- Wurth model#: 11191W
- Shoots both micropins and microbrads.
- Auto adjustable pusher for different fastener lengths.
- Lock-out to prevent dry firing.
- Removable no mar tip; belt hook.
- Steel driver blade; engineered for longer life.
- Rear exhaust with muffler.
- Swivel adapter for hose connection.

**Packing & Sold In:** Each



Fastener Types	
Item#	Size
<b>Micropins</b>	
WWN23050F10	1/2"
WWN23058F	5/8"
WWN23075F10	3/4"
WWN23100F10	1"
<b>Microbrads</b>	
WWN23088B	7/8"
WWN23100B	1"
WWN23119B	1-3/16"
WWN23138B	1-3/8"

Item#	Description	Fastener Range	Operating Air Pressure
WW11191W	Micro Pinner/Bradder	1/2" - 1-3/8"	60 - 100 psi

Replacement Items	
Item #	Description
WW166050	Gasket
WW166052	Gasket
WW280075	Bumper
WW300820	CPL Driver Piston
WW622176	O-Ring
WW622178	O-Ring



### Drives 23 Gauge Headless Micro Pins Up to 2"

- Senco model #: FP11
- Extra power – for use with hard wood.
- Fast side load magazine with easy open latch.
- Rear exhaust – directs oil and dust away from work surface.
- Switchable trigger with lock.
- Applications: cabinet, decorative trim and molding
- No-mar pad keeps work surfaces free of marks.
- EZ-Clear latch.
- Hose Fitting: 1/4" NPT
- Unit includes case, fittings, repair tools and tool oil

**Packing & Sold In:** Each



Item#	Firing Mode	Gauge	Pin Range	Pin Capacity	Operating Air Pressure	Lip Length	Dimensions	Weight
SNFP11	Contact or Sequential Actuation	23	1" to 2"	115	70-95 psi	1"	9.6" H, 9" L	2.9 lb.

## ORBITAL FINISHING SANDERS



### 3" Round Pad, Non-Vacuum

- Mirka model #: MR-3
- Constructed of precision molded composites for strength and durability.
- Features moisture-resistant composite rotors and premium counterweight bearings.
- Can be converted to a vacuum operation with the addition of a vacuum adapter.

**Packing & Sold In:** Each

Item#	RPM
MAMR3	12,000





### 3" Round Pad, Central Vacuum

- 3M model: 20315 Central Vacuum
- Accessories include: clean sanding hookit pad (20350)

**Packing & Sold In:** Each

Item#	HP	RPM	Orbital Motion	Airflow Rate SCFM	Dimensions	Weight
MM20315	.28	12,000	3/32"	17	3.10" H x 4.90" L x 3" Dia.	1.26 lb.



### 5" Round Pad, Non-Vacuum

- Porter Cable model #: 7345
- Random, swirl free sanding action
- 100% ball bearings
- 5" x 5 hole pad
- Abrasive Type: PSA
- Accessories included: 5", 5 hole PSA pad, abrasive disc, side handle, & operating manual

**Packing & Sold In:** Each

Item#	Power	RPM	Variable Speed	AMPS	Dimensions	Weight
RK7345	120 VAC, 50-60Hz	2,500 - 6,800	2,500 - 6,800 OPM	4.0	11"L, 10"W, 6"H	5.5 lb.

## ORBITAL FINISHING SANDERS



INCLUDES  
CASE

**NEW  
ITEM!**

**BOSCH**

### 5" Round Pad, Dust Collector

- Twist-off dust canister shows dust level and easily detaches
- Optimal on-board microfilter system for filtering fine dust; traps particles as small as a 1/2 micron in diameter.
- Hook-Tight™ hook-&-loop disc attachment provides over 35,000 long-life hooks to ensure firm grip of disc, (up to 2x the standard number of hooks).
- Soft microcellular backing pad is pliable for a smooth, fine finish on flat or contoured surfaces.
- Pad braking system prevents swirl marks.
- Variable-speed dial allows you to match speed to workpiece and task.
- Soft-grip top and body offers multiple grip positions to prevent hand fatigue.
- Low-vibration design is engineered for smooth running and user comfort.
- Anti-spillback canister design minimizes amount of dust spillback into sander.
- Paper Size: 5" x 8 hole hook & loop
- Accessories included: soft sanding pad, microfilter dust canister, vacuum hose adapter, sanding disc and carrying case.

**Packing & Sold In:** Each

Item#	Power	RPM	Orbital Motion	AMPS	Dimensions	Weight
BLROS20VSK	120 VAC	7,500 - 12,000	3/32"	2.5	5" x 6" x 9"	3.5 lb.



**BOSCH**

### 5" Round Pad, Dust Collector

- **Bosch model #: 3107DVS**
- Includes micro filter dust canister with integrated paper filter, optimal system for filtering fine dust.
- Multi-purpose sander with pad that both orbits and rotates, duplicating natural hand sanding action and delivering a smooth, well-blended surface finish.
- Trigger with lock-on button.
- Paper Size: 5" x 8 hole hook & loop
- Includes: pad wrench 5mm hex, soft backing pad, micro filter dust canister, & sanding disc.

**Packing & Sold In:** Each

Item#	Power	RPM	Orbital Motion	AMPS	Dimensions	Weight
BL3107DVS	120 VAC	4,500 - 13,000	3/32"	3.3	10-1/4"L, 7-5/8"H	5 lb.

Item#	Description
BL2-610-906-333	Replacement Dust Bags (3 Pack)

## ORBITAL SANDERS



### 5" Round Pad, Dust Collector

- Bosch model #: 3725DEVS
- Includes micro filter dust canister with integrated paper filter, optimal system for filtering fine dust.
- Multi-purpose sander with pad that both orbits and rotates, duplicating natural hand sanding action and delivering a smooth, well-blended surface finish.
- Trigger with lock-on button.
- Paper Size: 5" x 8 hole hook & loop
- Includes: pad wrench 5mm hex, soft backing pad, micro filter dust canister, & sanding disc.

**Packing & Sold In:** Each

Item#	Power	RPM	Orbital Motion	AMPS	Dimensions	Weight
BL3725DEVS	120 VAC	4,500 - 12,000	3/32"	3.3	12"L, 5-1/4"H	5.1 lb.

Item#	Description
BL2-610-906-333	Replacement dust bags (3pk)



### 5" Round Pad, Dust Collector

- Festool model #: ETS125 EQ
- ETS 125 has a 5/64" stroke for fine and superfine sanding
- Compact and lightweight enough for extended vertical and overhead
- Step-less variable speed control
- Vibration-stop balance design delivers better finish results
- Pad brake - stops the pad quickly
- Integrated dust extraction
- Includes: abrasive sample pack, filter bag with holder, plug-it power cord, Stickfix sanding pad soft, InSystainer 2 (445434)

**Packing & Sold In:** Each

Item#	Power	RPM	Orbital Motion	AMPS	Watts	Weight
FJ571610	120 VAC	6,000 - 14,000	5/64"	1.67	200	2.4 lb.

## ORBITAL SANDERS


**FESTOOL**

### 5" Round Pad Dual Mode, Dust Collector

- Festool model #: RO 125 FEQ
- Dual-mode sanding, aggressive mode for rapid stock removal or polishing and random orbital mode for fine sanding.
- MMC Electronics provides soft-start, step-less variable speed control, constant speed under load and thermal and overload protection.
- Edge protector – protective bumper guard allows you to sand right up to adjacent surfaces.
- Pad brake – stops the pad quickly
- Stickfix (hook and loop) sanding system for fast replacement of sanding pad and abrasives.
- Integrated dust extraction
- Speed rotary motion: 300-600 rpm
- Includes: abrasive sample pack, auxiliary side handle, edge protector, Plug-it power cord, Stickfix sanding pad – 5", In Systainer 2 (445434)

**Packing & Sold In:** Each

Item#	Power	RPM	Orbital Motion	AMPS	Watts	Weight
FJ571536	120 VAC	3,000 – 6,000	9/64"	4.2	500	4.4 lb.


**NEW  
ITEM!**
**BOSCH**

### 5" & 6" Round Pad, Non-Vacuum

- Vibration Control - Exclusive suspension system minimizes vibration for superior handling.
- Two dust collection systems - Microfilter Dust Canister with integrated paper filter and screw-off cap or vacuum hose connection with airflow control.
- Power 3.3-Amp Sander with variable speed dial - To match speed to workpiece and task.
- Sanding Versatility - For fast stock removal and/or a smooth, well-blended finish.
- Integral Pad Dampening System - Helps prevent swirl marks for consistent fine finish.
- Accepts 6 in./ backing pads (6-hole) and 5 in. backing pads (8-hole).
- High-performance Soft Microcellular Hook-&-Loop Backing Pad - Conforms to many contours.
- Multiple Ergonomic Soft-Grip Locations - To help prevent hand fatigue.
- Rugged Die-cast Aluminum Gear Housing with exclusive dual-bearing pad mount.
- Trigger switch with lock-on button - for ease of use.
- Paper Size: 5" x 8 hole hook and loop or 6" 6 hole hook and loop, depending on pad used.
- Includes: removable front handle, tubular dust canister, vacuum hose adapter, 5" soft sanding pad, 5mm pad wrench, sanding disc

**Packing & Sold In:** Each

Item#	Power	RPM	Orbital Motion	AMPS	Dimensions	Weight
BLROS65VC-5	120 VAC	5,500 – 12,000	3/32"	3.3	7-3/4" x 6.6" x 10-5/16" (w/out canister) 16" (with canister)	5.3 lb.

## ORBITAL SANDERS



### 5" & 6" Round Pad, Non-Vacuum

- Dynabrade model #'s: 69020, 69035, 69025, 69040 "Dynorbital Silver Supreme"
- Comfort Platform provides additional hand and wrist support
- Throttle lever recesses into housing grip when depressed, eliminating pressure-point on palm.
- Low sound levels.
- Optional vacuum conversion kits available to convert into self-generated or central vacuum tool.
- Max Air Flow @ 90 PSIG:
- Tool Spindle Thread:
- Rear Exhaust
- Accessories included: low profile sanding pad

**Packing & Sold In:** Each

Item#	Pad Size	HP	RPM	Orbital Motion	Air Hose Connect Size	Max Air Flow @ 90 PSIG	Tool Spindle Thread	Dimensions	Weight
DY69020	5" Round	.26	12,000	3/16"	1/4"	16	5/16"-24 Female	6.5"L, 3.5"H	1.8 lb.
DY69035	5" Round	.26	12,000	3/32"	1/4"	16	5/16"-24 Female	6.5"L, 3.5"H	1.7 lb.
DY69025	6" Round	.26	12,000	3/16"	1/4"	16	5/16"-24 Female	7"L, 3.5"H	1.8 lb.
DY69040	6" Round	.26	12,000	3/32"	1/4"	16	5/16"-24 Female	7"L, 3.5"H	1.8 lb.



### 5" & 6" Round Pad, Non-Vacuum

- Dynabrade model #'s: 56815 and 56826 "Dynorbital Supreme".
- Optional vacuum conversion kits available to convert into self-generated or central vacuum tool.
- Rotor utilizes five blades and produces more useable power; Composite rotor is stronger and has better lubricating qualities, enabling blades to last longer.
- Rear exhaust.
- Includes: low profile sanding pad.

**Packing & Sold In:** Each

Item#	Pad Size	HP	RPM	Orbital Motion	Air Hose Connect Size	Max Air Flow @ 90 PSIG	Tool Spindle Thread	Dimensions	Weight
DY56815	5" Round	.28	12,000	3/16"	1/4"	18	5/16"-24 Female	6.5"L, 3-5/8"H	2.04 lb.
DY56826	5" Round	.28	12,000	3/16"	1/4"	18	5/16"-24 Female	7"L, 3.5"H	2.06 lb.



## ORBITAL SANDERS




### 5" & 6" Round Pad, Non-Vacuum

- Dynabrade model #'s: Dynalocke 58430 and 58435
- 2 tools in 1, changes from a Rotary Disc Sander to Orbital Sander with the flip of a switch.
- Switch is recessed within tool grip to prevent accidental engaging.
- Utilized for leveling glue seams on Corian and other solid surfaces
- Rear exhaust.
- Includes low profile, premium urethane, hook-face sanding pad.

**Packing & Sold In:** Each

Item#	Pad Size	HP	RPM	Orbital Motion	Air Hose Connect Size	Max Air Flow @ 90 PSIG	Tool Spindle Thread	Dimensions	Weight
DY58430	5" Round	.45	12,000	3/16"	1/4"	23	5/16"-24 F	11-1/6" L, 5-1/8" H	2.86 lb.
DY58435	5" Round	.45	12,000	3/16"	1/4"	23	5/16"-24 F	11-1/6" L, 5-1/8" H	2.93 lb.



### 5" & 6" Round Pad, Vacuum & Non-Vacuum

- Floating rotor utilizes five blades, producing more usable power.
- High-strength, composite rotor has better lubricating qualities, allowing blades to last longer.
- Throttle lever recesses into housing grip when depressed eliminating pressure-point on palm.
- Muffling system reduces exhaust sound levels.
- Lighter air-motor assembly, ideal for vertical and overhead sanding applications.
- Optional vacuum conversion kits are available to easily convert non-vacuum tool to self-generated vacuum tool or central vacuum tool.
- 3/8" orbit for aggressive sanding, 3/16" orbit for general sanding, and 3/32" for fine sanding
- Tool Spindle Thread: 5/16" - 24 Female
- Rear exhaust

Note: Drop-In Motor available (Special Order) to reduce costly down-time.

**Packing & Sold In:** Each



	Item#	Pad Size	Orbit Motion	HP	RPM	Max Air Flow @ 90PSIG	Air Hose Connect Size	Vacuum Type	Dimensions (L x H)	Weight
A	DY59005	5"	3/8"	.25	12,000	14	1/4"	None	6-1/2" x 3-1/2"	1.51 lb.
	DY59020	5"	3/16"	.25	12,000	14	1/4"	None	6-1/2" x 3-1/2"	1.43 lb.
	DY59035	5"	3/32"	.25	12,000	14	1/4"	None	6-1/2" x 3-1/2"	1.39 lb.
	DY59025	6"	3/16"	.25	12,000	14	1/4"	None	7" x 3-1/2"	1.45 lb.
	DY59040	6"	3/32"	.25	12,000	14	1/4"	None	7" x 3-1/2"	1.41 lb.
B	DY59023	5"	3/16"	.25	12,000	14	1/4"	Self-Generated	8-1/2" x 3-1/2"	1.49 lb.
	DY59038	5"	3/32"	.25	12,000	14	1/4"	Self-Generated	8-1/2" x 3-1/2"	1.46 lb.
	DY59028	6"	3/16"	.25	12,000	14	1/4"	Self-Generated	9" x 3-1/2"	1.51 lb.
	DY59043	6"	3/32"	.25	12,000	14	1/4"	Self-Generated	9" x 3-1/2"	1.46 lb.
C	DY59024	5"	3/16"	.25	12,000	14	1/4"	Central	7-1/4" x 3-1/2"	1.47 lb.
	DY59039	5"	3/32"	.25	12,000	14	1/4"	Central	7-1/4" x 3-1/2"	1.43 lb.
	DY59029	6"	3/16"	.25	12,000	14	1/4"	Central	7-3/4" x 3-1/2"	1.49 lb.
	DY59044	6"	3/32"	.25	12,000	14	1/4"	Central	7-3/4" x 3-1/2"	1.44 lb.

## ORBITAL SANDERS

### 5" Round



### 6" Round



### 5" & 6" Round Pad, Vacuum & Non-Vacuum

- Self-Generated vacuum models are designed to work with 3M's proprietary self-contained dust collection system to trap and contain airborne particles during the finishing process.
- Self-Generated vacuum models are compatible with conventional filter bags.
- Accessories for self-generated vacuum models include: clean sanding hookit pad, filter bag adapter and clean sanding filter bag.
- Accessories for non-vacuum and central vacuum models include: clean sanding Hookit pad.
- 5/16" orbit for aggressive sanding, 3/16" orbit for general sanding, 3/32" for fine sanding.

**Packing & Sold In:** Each



Item#	Pad Size	Orbit Motion	HP	RPM	Airflow Rate SCFM	Vacuum Type	Dimensions	Weight
MM20317	5"	3/16"	.28	12,000	17	None	5.89"L x 3.26"W	1.65 lb.
MM20319	5"	3/16"	.28	12,000	17	Self-Generated	6.12"L x 3.33"W	1.83 lb.
MM20328	6"	3/32"	.28	12,000	17	None	6.34"L x 3.26"W	1.68 lb.
MM20327	6"	3/16"	.28	12,000	17	Self-Generated	6.47"L x 3.33"W	1.96 lb.




### 6" Round Pad, Dust Collector

- Bosch model #: 3727DEVS
- Includes micro filter dust canister with integrated paper filter, optimal system for filtering fine dust.
- Multi-purpose sander with pad that orbits and rotates, duplicating natural hand sanding action and delivering a smooth, well-blended surface finish.
- Trigger with lock-on button.
- Paper Size: 6" x 6 hole hook & loop
- Includes: pad wrench 5mm hex, soft backing pad, micro filter dust canister, & sanding disc.

**Packing & Sold In:** Each

Item#	Pad Size	Orbit Motion	Power	RPM	AMPS	Dimensions L x H	Weight
BL3727DEVS	6"	5/64"	120VAC	4500-12,000	3.3	12"L x 5 1/4"H	5.2 lb.

## ORBITAL SANDERS



**FESTOOL**

### 6" Round Pad, Dust Collector

- Festool model #'s: ETS150/3 and ETS150/5
- ETS 150/3 has a short 1/8" stroke for superfine sanding
- ETS 150/5 has a 3/16" stroke for light or intermediate sanding
- MMC Electronics provides soft-start, step-less variable speed control, constant speed under load, and thermal and overload protection.
- Vibration-stop balance design delivers better finish results.
- Pad brake – stops the pad quickly.
- Stickfix (hook and loop) sanding system for fast replacement of sanding pad and abrasives.
- Lockable switch.
- Integrated dust extraction.
- Sanding Stroke: 1/8"(ETS150/3) or 3/16" (ETS150/5).
- Includes: abrasive sample pack, filter bag with holder, plug-it power cord, Stickfix sanding pad soft, In Systainer 3 (445596).

**Packing & Sold In:** Each

Item#	Power	RPM	Orbital Motion	AMPS	Watts	Weight
FJ571540	120 VAC	6,000 – 10,500	1/8" & 3/16"	2.6	310	4 lb.



**FESTOOL**

### 6" Round Pad Dual Mode Dust Collector

- Festool model #: RO 150 FEQ
- Dual-mode sanding, aggressive mode for rapid stock removal or polishing and random orbital mode for fine sanding.
- MMC Electronics provides soft-start, step-less variable speed control, constant speed under load, and thermal and overload protection.
- Edge protector – protective bumper guard allows you to sand right up to adjacent surfaces.
- Enclosed gear unit – prevents dust from entering the gear and bearing unit.
- Detachable extraction channel – streamlining the tool for tasks such as polishing.
- Stickfix (hook and loop) sanding system for fast replacement of sanding pad and abrasives.
- Integrated dust extraction.
- Speed rotary motion: 320-660 rpm
- Accessories included: abrasive sample pack, auxiliary side handle, edge protector, Plug-it power cord, removable dust channel, Stickfix sanding pad – 6", In Systainer 3 (445596)

**Packing & Sold In:** Each

Item#	Power	RPM	Orbital Motion	AMPS	Watts	Weight
FJ571594	120 VAC	3,300 – 6,800	3/16"	6	720	5 lb.

## ORBITAL SANDERS



### 8" Round Pad, Vacuum

- Fein model #: 1200 E
- Covers 78% more surface area and sands 54% faster than a standard 6" sander.
- Collects up to 98% of the sanding dust when used in conjunction with a Fein Turbo dust extractor.
- Self-start lock to prevent injuries.
- Speed control to ensure ideal performance for all applications.
- Pad Size/Paper Type: 8", 16 hole, hook and loop
- Includes: protective suction hood, and handle



**Packing & Sold In:** Each

Item#	Input	Output	Stroke	RPM	Connection	Dimensions	Weight
FI1200	1200 Watts	750 Watts	5/16"	0-7,000	1-1/4"	12-5/16"L, 5-3/8"H	7.7 lbs.

Item #	Description
FI1200SP	Replacement Pad



### 4" x 6" Triangular Pad, Dust Collector

- Festool model #: DTS 400 EQ
- Delta shaped pad – convex sides for sanding edges and rabbets, and a triangular point for accessing corners.
- Orbital sanding motion.
- Compact design and low weight for extended vertical and overhead use.
- Step-less variable speed control.
- Vibration-stop balance design delivers better finish results.
- Stickfix (hook and loop) sanding system for fast replacement of sanding pad and abrasives.
- Integrated dust extraction.
- Includes: filter bag with holder, plug-it power cord, stickfix sanding pad, In Systainer 2 (445434).

**Packing & Sold In:** Each

**FESTOOL**

Item#	Speed	Sanding Stroke	Power	AMPS	Watts	Weight
FJ567825	6,000 - 14,000 opm	5/64"	120VAC	1.67	200	2.4 lbs.

## ORBITAL SANDERS



### 3" x 4-1/2" Rectangular Pad, Vacuum & Non-Vacuum

- Dynabrade model#s: 58500 and 58505 "Dynabug II"
- Engineered and tested to ensure less tool vibration than competitive models.
- Lighter tool weight minimizes hand and arm fatigue.
- Central Vacuum model has 1" outside diameter central vacuum port

**Packing & Sold In:** Each



Item#	Description	HP	RPM	Orbital Motion	Max Air Flow @90 PSIG	Air Hose Connect Size	Weight
DY58500	Non-Vacuum	.15	10,000	3/32" Ultra Fine	13	1/4"	1.75 lb.
DY58505	With Central Vacuum	.15	10,000	3/32" Ultra Fine	13	1/4"	1.75 lb.



### 4" x 4-3/8" Rectangular Pad, Non-Vacuum

- Nitto Kohki model #: FS-100C "Free Sander".
- Lightweight design with minimal vibration.
- High output and low air consumption motors produce high speed orbits for swirl-free finishes.
- Includes: hose assembly, sanding paper, threaded adapter PT 1/4" x NPT 1/4".

**Packing & Sold In:** Each



Item#	RPM	Orbital Motion	Max Air Flow	Air Consumption	Paper Size	Weight
NOFS100C	20,000	1/16" Dia.	85 PSI	7.1 CFM	4-1/2" x 5-1/2"	1.1 lb.

## ORBITAL SANDERS


**FESTOOL**

### 3-5/32" x 5-1/4" Rectangular Pad, Dust Collector

- Festool model #: RTS 400 EQ
- Rectangular shaped pad – narrow profile allows for sanding on edges and frame members.
- Orbital sanding motion.
- Compact design and low weight for extended vertical and overhead use.
- Step-less variable speed control.
- Vibration-stop balance design delivers better finish results.
- Stickfix (hook and loop) sanding system for fast replacement of sanding pad and abrasives.
- Integrated dust extraction.
- Includes: filter bag with holder, plug-it power cord, stickfix sanding pad, In Systainer 1 (445433).

**Packing & Sold In:** Each

Item#	Speed	Sanding Stroke	Power	AMPS	Watts	Weight
FJ567817	6,000 - 14,000 opm	5/64"	120VAC	1.67	200	2.4 lbs.


**BOSCH**
**INCLUDES  
CASE**

### 4-1/2" x 4" Rectangular Pad

- Bosch model #: 1297DK
- 2.0 Amp Motor, 12,000 OPM – Ensures fast, smooth results on all surfaces
- SheetLoc™ Sandpaper Attachment System - Pulls regular sandpaper flat and tight, giving it the benefits of adhesive "stick-on" paper-fast and easy installation; efficient, uniform sanding, and longer paper life, but without stick-on paper's nearly twice-the-price cost.
- Rubberized paper clamps, for firm, no-slip grip.
- Also accepts stick-on paper.
- Through-the-pad dust collection, for cleaner workspace.
- Bosch Microfiler Dust Canister with integrated paper filter, optimal filtering system of fine dust.
- Captures particles as small as a 1/2 micron.
- Flush sanding ability, sands close to vertical surfaces on three sides.
- Dust sealed rocker switch, convenient, easy off and on, keeps dust out.
- 3-Point counterbalance, low vibration for maximum comfort.
- Ergonomic, soft grip top, for comfort and control.
- All ball bearing construction, for long life and smooth operation.
- Includes: punchplate (2610920650), (1) sandpaper sheet, versatile carrying bag (2610922842) and microfilter dust canister (RS024).

**Packing & Sold In:** Each

**Item #:** BL1297DK

## ORBITAL SANDER & ACCESSORIES



### 4-1/8" x 4-1/2" Rectangular Pad, Non-Vacuum Orbital Sander

- Porter Cable Model #: 330 "Speed-Bloc" Quarter-Sheet Finishing Sander
- Comfortable, easy-grip housing for hours of use without fatigue.
- Rubber posts isolate your hand from vibration while enabling full sanding action.
- Accepts pre-cut adhesive or self cut standard paper with metal stamp.
- Paper Size: 1/4" sheet
- Includes: abrasive sheet, clamp tool and operating manual.

**Packing & Sold In:** Each



Item#	Power	AMPS	RPM	Orbital Motion	Dimensions	Weight
RK330	120 VAC, 25-60Hz	1.2	14,000	5/64" Dia.	4.5" L x 5" W x 4.5" H	4 lbs.



### Replacement Pad for RK330 Sander

- For use with Porter Cable 330 sander.
- For adhesive or non-adhesive paper.
- Dimensions: 4-1/2" x 4-1/8".
- Mounts using existing screws on sander for easy installation.

**Packing & Sold In:** Each

**Item #:** RK13597



### Plug It Power Cord

- 18 gauge power cord, 13' long.

Note: For use with ETS 125 EQ and ETS 150 only.

**Packing & Sold In:** Each

**Item #:** FJ490649

**FESTOOL**



### Muffler Assemblies

- Reduces sound levels of non-vacuum Dynorbital sanders to as low as 73 dB(A).
- Lightweight Kit is for older model Dynorbital sanders.
- Dynorbital Supreme Kit is for all current models.

**Packing & Sold In:** Each

Item#	Kit Type
DY56079	Lightweight
DY57112	Supreme





## ORBITAL SANDER & ACCESSORIES



### Dust Collection System

- System includes 1" (25 mm) Dia. x 6' (1.8 m) L 50682 flex-hose and 50683 bag with hook-face closure.

**Packing & Sold In:** Each

Item#	Description
DY50617	Flex Hose System
DY50683	Repl Cloth Dust Bag



### Clean Sanding Filter Bag

- Use with self-generated vacuum system sanders fitted with threaded or press-fit exhaust air attachments.
- Eliminates the need for vacuum hose which improves operator ease of use.
- HEPA rated.

**Packing & Sold In:** Each

**Item #:** MM20452



### Micro Filter Dust Cannister

- Bosch model #: RS026
- For Bosch 3107DVS, 3725DVS, 3725DEVS, 3727DVS, 3727DEVS, 1293D
- Integrated paper filter traps particles as small as a 1/2 micron in dia.
- Durable and easy to empty and clean.

**Packing & Sold In:** Each

**Item #:** BLRS026



### Filter Bag Adapter

- Used to attach 3M clean sanding filter bag to self generating vacuum orbital and random orbital sanders.
- 1" external hose thread which attaches to 3M sander and 1" inside diameter tubing that attaches to 3M clean sanding filter bag.

**Packing & Sold In:** Each

**Item #:** MM20453



### Turbo Dust Bag Set For ETS150 Random Orbit Sanders

- Paper dust bag for dust extraction and one plastic holder.


Note: For FJ571540 (ETS 150/3) and FJ571541 (ETS 150/5 EQ) only.

Packing & Sold In: 1 pack of 5 bags

**Item #:** FJ489631



## ORBITAL SANDER ACCESSORIES



### Dynorbital Tune-Up Kit

- Includes assorted parts to maintain Dynorbital sander motors in tip-top shape.
- Lightweight Kit is for older model Dynorbital sanders.
- Dynorbital Supreme Kit is for all current models.

**Packing & Sold In:** Each

Item#	Kit Type
DY95524	Lightweight
DY96024	Supreme



FJ489128



FJ487779

### Turbo Dust Bags For ETS 125 EQ & ETS 150 Random Orbit Sanders

- Paper dust bag for dust extraction

Note: **FJ489128** for FJ571610 (ETS 125 EQ) only. **FJ487779** for FJ571540 (ETS 150/3) only.

**Packing & Sold In:** 1 pack of 5 bags

Item#	Box Qty
FJ489128	5
FJ487779	5



### Dynorbital Repair Kit

- Includes special tools to repair older Dynorbital® sanders (3-1/2", 5" and 6" models).

**Packing & Sold In:** Each

**Item #:** DY57098




### Fein Triangular Hook & Loop Sanding Pad

- For use with Fein Multimaster sander.
- Hook and Loop allows for grit switching in the middle of job.
- Aluminum backed pad.

Packing: 2 per pack.

Sold In: Full packs only.

**Item #:** FI636T-HLP



### Festool Do It Yourself Sanding Pad Kit

- For use with Festool LS 130 EQ only.
- Create your own sanding pad to match custom profiles.

**Packing & Sold In:** Each

**Item #:** FJ490780



## ORBITAL SANDER ACCESSORIES



A - FJ488715



B - FJ488716

### Festool Triangle Stickfix Sanding Pads

- For use with Festool DX93E only.
- 3-11/16" (93mm).
- Snap Stud connector (2 pieces) for quick pad changes.
- Stickfix hard pads help maintain a crisp and flat surface, especially on edges.
- Stickfix soft pads are high temperature resistant for heavy duty applications.

**Packing:** Pack of 2 each.

**Sold In:** Full packs only.

	Item#	Description
A	FJ488715	Triangle Stickfix Soft Pad
B	FJ488716	Triangle Stickfix Hard Pad

**FESTOOL**


### Hook & Loop To PSA Conversion Pad 5" Diameter

- Allows you to convert your Hook & Loop orbit sander to accept PSA discs in just seconds.
- Universal hole pattern.
- Fits most orbital sander.

**Packing & Sold In:** Each

**Item #:** FACONSANPAD5




### Mirka 2-7/8" Soft Interface Pad

- Interface pad is used in combination with hook and loop sanding disc for sanding rounded surfaces and contours.
- Interface pad is placed between the pad and the abrasive disc.
- 3/4" thickness, 2-7/8" diameter.

**Packing and Sold in:** Each

**Item #:** MA1022SF

**MIRKA**


A - MA9155



B - MA9166

### Abranet 5" & 6" Grip Faced Interface Pads

- Interface pad is used in combination with hook and loop sanding disc for sanding rounded surfaces and contours.
- Interface pad is placed between the backup pad and the abrasive disc.
- 1/2" thickness, 5" and 6" diameter.

**Packing:** 5 per box, 5 boxes per carton.

**Sold in:** Full box quantity only. Discount available for full carton orders.

	Item#	Description
A	MA9155	5" Abranet Interface Pad
B	MA9166	6" Abranet Interface Pad

**MIRKA**

## ORBITAL SANDER ACCESSORIES



### Festool 5" & 6" Interface Pads

- 5" for use with Festool ETS 125 EQ only.
- 6" for use with Festool ETS 150/3 EQ & ETS 150/5 EQ only.
- Interface pad for super fine abrasives – soft.
- For profiles and contours.
- Allows abrasive to float easier on the surface for smoother results.

**Packing & Sold In:** Each

Item#	Description
FJ492271	5" Interface Pad
FJ492212	6" Interface Pad

**FESTOOL®**


### Festool 6" Soft Felt Pad

- For use with Festool RO 150 FEQ only
- Soft felt pad for pre-polishing new paints, finishes, and plastics for wood

**Packing:** Pack of 5 each.

**Sold In:** Full packs only.

**Item #:** FJ488347

**FESTOOL®**


### Festool 5" & 6" Polishing Sponge Pads

- For use with Festool RO 125 FEQ and RO 150 FEQ only
- Coarse polishing sponge for heavily weathered surfaces
- Fine polishing sponge for lightly weathered surfaces
- Coarse sponge pad dimensions: 6" diameter, 20mm high
- Fine sponge pad dimensions: 5" or 6" diameter, 30mm high

**Packing & Sold In:** As shown below.

**FESTOOL®**

Item#	Description	Diameter	Fits Tool	Qty
FJ493865	Fine	5"	RO 125 FEQ	Pack of 5
FJ493866	Fine	6"	RO 150 FEQ	1
FJ493845	Coarse	6"	RO 150 FEQ	1
FJ488346	Coarse	6"	RO 150 FEQ	Pack of 5

## ORBITAL SANDER ACCESSORIES



### Festool Stickfix 5" & 6" Polishing Pads

- 5" for use with Festool RO 125 FEQ only.
- 6" for use with Festool RO 150 FEQ only.
- Stickfix polishing pad.
- Thinner and harder than sanding pads.
- For use on polishing media such as felts, sponges and sheepskin.

**Packing & Sold In:** Each

	Item#	Description
A	FJ492128	5" Stickfix Polishing Pad
B	FJ493914	6" Stickfix Polishing Pad

**FESTOOL**



### 5" Low Profile Stikit Pad

- For use with 5" Stikit discs
- Has a blunt 15 degree taper on the pad edge for durability and improved leveling of sanded surface.
- Blue face pad allows for easy disc removal in low heat applications.

**Packing:** As shown below.

**Sold In:** Both broken and full box quantities. Discount available for full box orders.

Item#	Color	RPM	Size	Thread	Box Qty
MM5555	Blue	12,000	5" x 3/8"	5/16"-24 external	10



### 5" Sander Pads

- 5" diameter non-vacuum disc pad, hook-face, medium nap.
- 5/8" thickness urethane, soft density, 5/16"-24 male thread.
- Maximum operating speed: 13,000 RPM.
- Ideal for use with scalloped edge abrasives.
- For use with random orbit sanders, 5/16"-24 female thread.

**Packing & Sold In:** Each

**Item #:** DY57792

**DYNABRADE**



### Bosch 5" x 8 Hole Sander Disc Pads

**Packing & Sold In:** Each

**BOSCH**

Item#	Description	Fits Tools
BLRS030	Contour, Hook & Loop Xtra Soft	BL1295D, BL3107DVS, BL3725DVS
BLRS031	Standard, Hook & Loop	BL1295D, BL3107DVS, BL3725DVS

## ORBITAL SANDER ACCESSORIES




### 5" & 6" Sanding Pads

- 5/16" - 24 Male thread.
- 13,000 RPM maximum operating speed.

**Packing & Sold In:** Each



Item#	Type	Holes	Thickness	Density	Item#	Type	Holes	Thickness	Density
<b>5" Vinyl Face Pads for PSA Discs</b>					<b>6" Vinyl Face Pads for PSA Discs</b>				
DY56102	Non-Vac	-	3/8"	Soft	DY56107	Non-Vac	-	3/8"	Medium
DY56106	Non-Vac	-	3/8"	Medium	DY56177	Non-Vac	-	5/8"	Medium
DY56175	Non-Vac	-	5/8"	Medium	DY56105	Vac	6	3/8"	Medium
DY56104	Vac	5	3/8"	Medium	-	-	-	-	-
DY56176	Vac	5	5/8"	Medium	-	-	-	-	-
<b>5" Hook Face Pads for Hook/Loop Discs</b>					<b>6" Hook Face Pads for Hook/Loop Discs</b>				
DY54325	Non-Vac	-	3/8"	Medium	DY54327	Non-Vac	-	3/8"	Medium
DY54326	Vac	5	3/8"	Medium	DY54328	Vac	6	3/8"	Medium



### 5" & 6" Multi Hole Grip Faced Vacuum Backup Pad

- Medium backup pads for 5" & 6" grip or hook and loop sanding discs.
- 5/16" - 24 mounting thread.
- 5" diameter, 44 hole.
- 6" diameter, 51 hole.

**Packing:** MA915GV (10) per box, MA916GV (5) per box.

**Sold in:** Both broken and full box quantities. Discount available for full box orders.

	Item#	Description
A	MA915GV	5" Grip Faced Vacuum Backup Pad
B	MA916GV	6" Grip Faced Vacuum Backup Pad



### Porter Cable 5" & 6" Disc Pads

- 3/4" thick.
- Contour pads.

**Packing & Sold In:** Each



Item#	Type	Size	Hole Pattern	Fits Tool
RK13700	PSA	5"	No Hole	7334, 7335
RK13900	PSA	5"	No Hole	332
RK13901	PSA	5"	5 Hole	333, 334
RK13904	Hook/Loop	5"	5 Hole	333, 334
RK14700	PSA	5"	5 Hole	7334, 7335
RK16000	PSA	6"	No Hole	7336



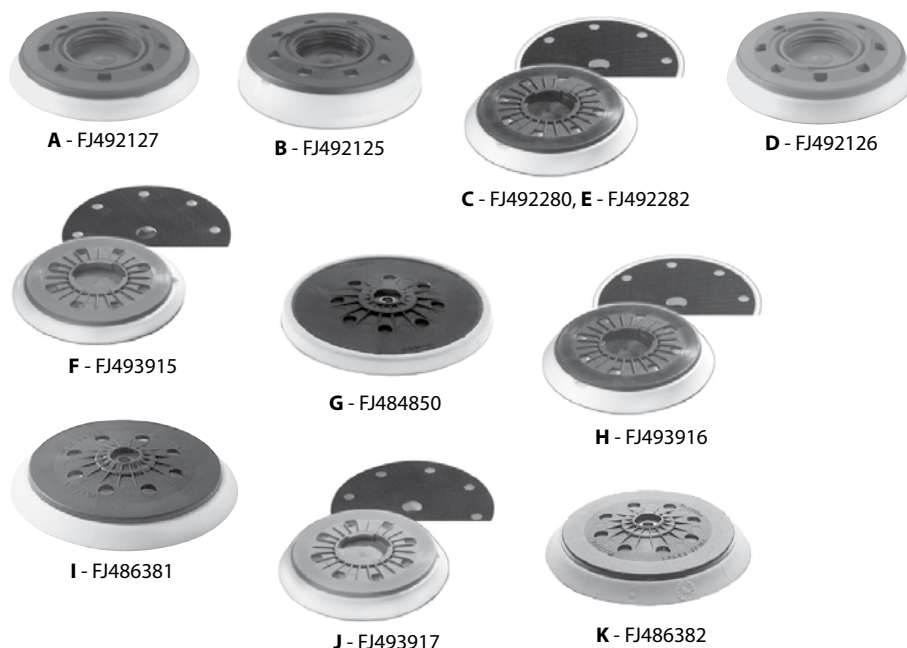
## ORBITAL SANDER ACCESSORIES

### Festool Stickfix Sanding 5" & 6" Pads

- 9 hole hook and loop sanding pads.
- Stickfix hard pads help maintain a crisp and flat surface, especially on edges.
- Stickfix soft pads are high temperature resistant for heavy duty applications.
- Stickfix super soft pads are more forgiving and allow abrasive to float easier on the surface for smoother results; for medium/fine sanding and finishing.

**Packing & Sold In:** Each

**FESTOOL**



Item#	Type	Size	Fits Festool	Item#	Type	Size	Fits Festool
A FJ492127	Hard	5"	RO 125 FEQ	G FJ484850	Hard	6"	ETS 150/3 EQ, ETS 150/5 EQ
B FJ492125	Soft	5"	RO 125 FEQ	H FJ493916	Soft	6"	RO 150 FEQ
C FJ492280	Soft	5"	ETS 125 EQ	I FJ486381	Soft	6"	ETS 150/3 EQ, ETS 150/5 EQ
D FJ492126	Super Soft	5"	RO 125 FEQ	J FJ493917	Super Soft	6"	RO 150 FEQ
E FJ492282	Super Soft	5"	ETS 125 EQ	K FJ486382	Super Soft	6"	ETS 150/3 EQ, ETS 150/5 EQ
F FJ493915	Hard	6"	RO 150 FEQ				



**WÜRTH**

### 5" & 6" Sanding Pads

- Backup pads for use with random orbital or oscillating sanders.

**Packing & Sold In:** Each

PSA (Pressure Sensitive Adhesive)		
Item#	Size	Holes
WW8521125010961	5"	-
WW8521125020961	5"	5
WW8521150010961	6"	-
WW8521150011961	6"	6

Hook & Loop		
Item#	Size	Holes
WW8521125110961	5"	-
WW8521125116961	5"	5
WW8521125117961	5"	Multi-Hole
WW8521150110961	6"	-
WW8521150111961	6"	6
WW8521120117961	6"	Multi-Hole



## ORBITAL SANDER ACCESSORIES




### 6" Round Sanding Pads

- For use with Fein MF 636 6" Orbital Sander.
- FI636RO6-SPE peel and stick to sanding pad after removing old element.
- FI636T-HLPD place this pad between the sanding pad and sandpaper for super-soft sanding.

**Packing & Sold in:** Each

Item#	Description
FI636RO6-SP	6" Hook and Loop Backing Pad
FI636RO6-SPE	6" Hook and Loop Replacement Element
FI636T-HLPD	6" Extra Soft Sanding Pad



### 8" Sanding Pad

- For use with Fein FI1200.
- Perforated with hook and loop.
- Hard pad

**Packing & Sold In:** Each

**Item #:** FI1200SP



### 5" Clean Sanding Low Profile Pad Hookit

- 5" Hookit clean backup pad.
- Soft density – use with 5" clean sanding hookit disc of grade 220 and finer.
- Maximum 12,000 RPM

**Packing & Sold In:** Each

Item#	Thickness	Holes	External Thread
MM20290	11/16"	40	5/16"-24



### 5" Clean Sanding Low Profile Pad Hookit


- 5" Hookit clean backup pad

**Packing & Sold In:** Each

Item#	Thickness	Holes	External Thread
MM20353	3/8"	44	5/16" - 24



## ORBITAL SANDER ACCESSORIES



### 5" Clean Sanding Disc Pad Hookit

- 5" Hook saver clean sanding disc.
- Hook type II

**Packing & Sold In:** Each

Item#	Holes	Max RPM
MM20444	44	12,000





### 5" Hookit II D/F Disc Pad 3 Bolt Hole

- Use with pre-punched Hookit II D/F Discs to facilitate dust evacuation (5 dust holes Die 500FH)
- Maximum 12,000 RPM
- Fits Porter Cable model 333 and 334 sander.

**Packing & Sold In:** Each

Item#	Thickness	Thread Size
MM50202	1/2"	3 Bolt Holes

A - MA9947

B - MA9955

### Abranet Grip Faced 1/4" Pad Protectors

- Available in 3", 5" & 6" diameters
- 1/4" thickness

**Packing & Sold In:** As shown below.



	Item#	Description	Box Qty
A	MA9947	3" Abranet Grip Faced Pad Protector	1
B	MA9955	5" Abranet Grip Faced Pad Protector	5



### Mirka 5" Abranet Grip Faced Vacuum Backup Pad

- Abranet 3 hole grip faced vacuum backup pad.
- PC converts Porter Cable 5" sanders to grip Abranet abrasives.

**Packing & Sold In:** Each

**Item #:** MA105GVPC




### Gem Hookit Conversion Pad

- 11" Hookit conversion pad

**Packing & Sold In:** Each

**Item #:** GS111



## BELT SANDERS



### 2-1/2" x 14", No Dust Bag

- Porter Cable model #: 371K
- Rubber grip provides comfortable non-slip surface.
- Flush side enables sanding up to perpendicular surface.
- Dust sealed, recessed switch offers accessibility while minimizing unintended turn-offs.
- Removable auxiliary handle offers better control when two-handed use is desired.
- Removable dust port for passive dust collection.
- Includes: (3) 80 grit belts, dust port, removable auxiliary handle, and carrying case

**Packing & Sold In:** Each

Item#	Power	AMPS	SFPM	Belt Size	Dimensions	Weight
RK371K	120VAC	5	1,100	2-1/2" x 14"	17" L x 4.5" W x 5.5" H	5 lb.



**BOSCH**

### 3" x 21" Belt, Variable Speed With Dust Bag

- Bosch model #: 1274DVS
- Lightweight model designed for both vertical and horizontal applications
- Variable speed dial allows matching belt speed for work
- 16' cord for extended range of operation

**Packing & Sold In:** Each

Item#	Power	AMPS	SFPM	Belt Size	Weight
BL1274DVS	120VAC	6.6	550 - 1,100	3" x 21"	7.1 lb.



### 3" x 24", With Dust Bag

- Porter Cable model 360
- Motor is located over platen for maximum performance and balance.
- Quick-release belt change lever.
- Fingertip belt-tracking knob for quick, accurate belt adjustments.
- Large capacity dust collection bag swivels 360 degrees.

**Packing & Sold In:** Each

Item#	Power	AMPS	SFPM	Belt Size	Dimensions	Weight
RK360	120VAC, 25-60HZ	12	1,500	3" x 24"	20"L x 7"W x 8"H	14.5 lb.

## BELT SANDERS



### 3" x 21" Variable Speed With Dust Bag

- Porter Cable model #: 352VS
- Variable-speed dial
- Designed for flush sanding up to vertical surfaces
- Dust bag swivels 360 degrees
- Fingertip belt-tracking knob
- Quick-release belt change lever
- Motor is located over platen for maximum performance and balance

**Packing & Sold In:** Each

Item#	Power	AMPS	SFPM	Belt Size	Dimensions	Weight
RK352VS	120VAC, 25-60Hz	8	850 -1,300	3" x 21"	12.5" L x 5.75" W x 10.38" H	10.75 lb.



### 3" x 24" Belt, Variable Speed With Dust Bag

- Porter Cable model #: 360VS
- Variable-speed dial is located on handle, allowing belt speed adjustment from 1,000 to 1,500 SFPM
- Motor is located over platen for max. performance & balance.
- Quick-release belt change lever.
- Fingertip belt-tracking knob for accurate belt adjustments.
- Large capacity dust collection bag swivels 360 degrees.

**Packing & Sold In:** Each

Item#	Power	AMPS	SFPM	Belt Size	Dimensions	Weight
RK360VS	120VAC, 60Hz	12	1,000 - 1,500	3" x 24"	20"L x 7"W x 8"H	14.5 lb.



### 4" x 24" Belt, Single Speed With Dust Bag

- Porter Cable model #: 362
- Features fingertip belt tracking knob for quick, accurate belt adjustment and quick belt change lever.
- Large capacity dust collection bag that has 360 degree swivel.

**Packing & Sold In:** Each

Item#	Motor	Belt Speed	Weight
RK362	12 amps	1,500 SFPM	15.5 lb.

## BELT SANDERS



### Replacement Belts For RK371K Belt Sander

**Packing & Sold In:** 1 pack of 5 belts.

Item#	Description
RK1501	60 grit 2-1/2" x 14" Belt
RK1502	80 grit 2-1/2" x 14" Belt
RK1503	100 grit 2-1/2" x 14" Belt
RK1504	120 grit 2-1/2" x 14" Belt
RK1505	180 grit 2-1/2" x 14" Belt



### Service Parts for Belt Sanders

**Packing & Sold In:** Each

Item#	Description	Model
RK824216	Carbon Brush	500 Series
RK849317	Switch	350 Series



### Belt Sander Shoes

Item#	Description	Use With Model
BL2-610-908-624	Metal Shoe	1275DVS
BL2-610-908-625	Metal Shoe	1276D, 1276DVS
BL3-601-010-509	Graphite Shoe	1276D, 1276DVS

**BOSCH**



### Cork/Metal Shoes & Dust Bags

**Packing & Sold In:** Each

Item#	Description	For Use With
RK839040	Cork Shoes	350 Series, 500 Series, 360 Series (3" Wide)
RK804204	Cork Shoes	360 Series (4" Wide)
RK903400	Metal Shoes	350 Series
RK908909	Metal Shoes	360 Series (4" Wide)
RK908910	Metal Shoes	360 Series (3" wide)
RK692639	Dust Bags	350 Series, 360 Series, 500 Series

## FINISHING TOOLS



Betterley INDUSTRIES INC. POWER TOOLS

**Coving Sander**

- Betterly model #: 300
- Easy one hand operation - weighs less than 2 lb.
- "Locking" pad mounting system for maximum sanding efficiency.
- Uses convenient, readily available 4-1/2" x 30' rolls of adhesive-backed sand paper.
- Air consumption: 4 CFM at 85 psi
- Includes: Coving pad, flat pad, soft contour pad and 6-1/2 foot flexible air hose.

**Packing & Sold In:** Each**Item #:** BY300**Dynafine Backsplash Sander Versatility Kit**

- For fabricating solid surface coved backsplashes and ideal for cleaning metal edges and corners.
- Air motor features 1/32" diameter orbital action for achieving a superior finish.
- Low profile housing allows easy access in hard-to-reach areas.
- Handle is offset 7 Degree for greater operator comfort and control.
- Includes tool, an assortment of PSA abrasives, and five sanding pads (58020) 1/4" radius, (58021) 3/8" radius, (58022) 1/2" radius, (58023) 5/8" radius, (58024) 3/4" reverse radius.
- Rear exhaust

**Packing & Sold In:** Each

Item#	HP	Offset	RPM	Orbit	Max Air Flow @ 90 PSIG	Dimensions	Weight
DY58010	.12	7°	15,000	1/32" (0.8mm) Dia.	20	3-3/4"H x 9"L	2.18 lbs.

**Lightweight Dynainger**

- For use with Spindle-Mount, Arbor-Mount and Eyelet Sanding Stars.
- Mount 4" dia. spindle-mount abrasive sanding stars with 1/4" shank, or Eyelet Dy-Cut sanding stars.
- Excellent for use on wooden parts, moldings, raised panels and intricate profiles.
- Eliminates raised grain and removes loose fibers when whitewood sanding as well as scuffing sealer coats.
- Includes 94407 Air-Flow Control Dynaswivel fitting for maximum tool maneuverability and control.
- Straight-Line
- Rear exhaust

**Packing & Sold In:** Each

Item#	HP	RPM	Collet	Max Air Flow @ 90 PSIG	Dimensions	Weight
DY52050	4	0-3,200	1/4"	22	1-5/8"H x 9-1/4"L	1.87 lbs.

## FINISHING TOOLS



FESTOOL®

**Detail Sander**

- Festool model #: DX93E
- Ideal for sanding edges, surfaces, and corners in a single operation.
- For use on wooden staircases, parquet floors, etc.
- Full-area sanding into every corner through orbital sanding motion.
- Sanding stroke of 2.5 mm guarantees above average material removal.
- Integrated dust extractor port.
- Step-less electronic speed control for various uses.
- StickFix® (Hook and Loop) sanding system for fast replacement of sanding pad and abrasives.
- Includes: StickFix® (Hook and Loop) 93 V sanding pad 3-11/16" (93 mm, soft, 488715), (1) abrasive sheet, Flat sanding pad (488036), In Systainer 2

**Packing & Sold In:** Each

Item#	Watts	RPM	AMPS
FJ567738	150	5,000 - 9,500	1.3 120 VAC

**Linear Sander, 3-5/32" x 5-1/4" Pad, Dust Collector**

- Festool model #: LS 130 EQ
- Stickfix (hook and loop) sanding system for fast replacement of sanding pad and abrasives.
- Wide range of pads can be mounted for any application.
- Tool-less pad design.
- Integrated dust extraction with variable speed and lockable trigger.
- Accessories included: 90 degree sanding pad, abrasive sheet, Plug-it power cord, Stickfix sanding pad - flat, In Systainer 1 (445433).

**Packing & Sold In:** Each

FESTOOL®

Item#	OPM	Sanding Stroke	Power	AMPS	Watts	Weight
FJ567777	4,000 - 6,000	5/32"	120VAC	2.2	260	3.94 lbs.



## DUST EXTRACTORS



FJ583366



FJ583368

**FESTOOL**

### Large Capacity Dust Extractor

- Festool model #: CT 22 & CT 33
- For non-hazardous dusts.
- HEPA filter elements filter down to 0.3 micron.
- Larger wheels provide stability and ease of movement.
- Locking brake on rear wheels means no accidental movement of the dust extractor.
- Large flat area for tools or Systainer stacking.
- Tool-triggered or manual on-off switch with smooth start up and shut off delay.
- Replaceable filter bag.
- Step-less electronic suction control.
- Wet and dry extraction with no complicated conversion.
- Integrated cleaning device (scratcher) cleans the filter in the blink of an eye.
- Blower port.
- Standard antistatic equipment protects against electrostatic charging.
- Includes: (1) fitted filter bag (452971), (1) antistatic suction hose 1" x 11.5' (27 mm x 3.5 m, 452878) and HEPA filters

**Packing & Sold In:** Each

Item#	Container Capacity	Watts	AMPS	Power
FJ583366	5.8 Gallons	350 - 1200	2.9-10	120VAC
FJ583368	8.7 Gallons	350 - 1200	2.9-10	120VAC



FJ583360



FJ583376

### Dust Extractors, Portable, Mobile

- Festool model #: CT MIDI & CT MINI
- Tool-Triggered or manual activation. With smooth start up and shut off delay.
- Compact dimensions and light weight.
- Keeps your work area clean and the air you breathe dust-free.
- Simple wet to dry conversion.
- On-board hose and cord management.
- Adjustable power/ suction settings.
- Quiet running.
- Antistatic design prevents electrostatic charging.
- Includes: (2) replacement filter bags, (1) antistatic suction hose 1-1/16" x 11.5' (27mm x 3.5mm) and (1) micron filter.

**Packing & Sold In:** Each

Item#	Container Capacity	Watts	AMPS	Power
FJ583360	2.6 Gallons	400-1200	3.3-10	120VAC
FJ583376	3.96 Gallons	400-1200	3.3-10	120VAC

**FESTOOL**

## DUST EXTRACTORS & ACCESSORIES



### Wet/Dry Vacuum

- Vacuum delivers 99.85% filtration efficiency - great for fine particulate pick-up, like drywall or solid-surface dust.
- Built-in outlet for use with power tools - vacuum starts automatically when tool is turned on.
- Includes 15 second vacuum overrun to clear hose when turned off and 25' cord.
- Dual filtration system with washable automotive-type paper filter and 2-ply ten-gallon paper filter bag for dust pick-up.
- Corrosion resistant polypropylene tank.
- Large wheels for easy maneuvering.
- Convenient flat top surface tray for holding tools.
- Includes: Vacuum, hose, and operating manual.

**Packing & Sold In:** Each



Item#	Power	AMPS Alone/Tools	Air Volume	Vacuum Water Lift	Bag, Liquid & Solids Capacity	Size
RK7812	120 VAC, 25 - 60 Hz.	9/15	114 cu. ft./min.	94"	10 Gal.	19"L x 14" W x 23-1/2"H



RK78114



RK78121



### For Porter Cable Dust Extractors

- 2-ply filter bags
- Packing & Sold In:** 3 bags per pack.

Item#	For Porter Cable Model	Capacity
RK78114	7810	5 Gallon
RK78121	7812	10 Gallon



### Fein Turbo II Wet/Dry Extractor

- For use with random orbit sanders.
- Dual fan turbo cooling system extends motor life.
- Can be used wet or dry.
- Tools switch turns the extractor on/off with a 10 second delay after shutoff to clear the hose.
- FI913036A01 Replacement Dust Bags

**Packing & Sold In:** Each

Item#	Air Flow	Power Cord Length	Hose Dimensions	Capacity Wet	Capacity Dry
FI95513	116 cfm	16 ft.	16'L, 1-1/4" dia.	6.8 Gal.	9 Gal.



### Fein Disposable Dust Bags For Fein Dust Extractors

**Packing & Sold In:** Pack of 3 dust bags

Item#	Fits
FI636RO6-DB	Old Style Fein Vac 1
FI913036K01	Fein Turbo II

## DUST EXTRACTOR ACCESSORIES



**FastCap®**

**NEW  
ITEM!**

### Remote Control Vacuum Switch

- Makes you more efficient by removing the need to walk back and forth to turn the vacuum on/off.
- Simply attach the remote to the end of your vacuum hose via the hook & loop strap.
- Plug the receiver (available in 4 different channels) into the wall and the product into the receiver.
- Over 100' range.
- Great for tools, vacuums, and work stations.


**Packing & Sold In:** Each

Item#	Channel
FARCV-0	0
FARCV-1	1
FARCV-2	2
FARCV-3	3

### For Festool CT Series Dust Extractors

**Packing & Sold In:** Each

**FESTOOL**



A



B

	Description	Item#
A	<b>Compact Cleaning Set</b> <ul style="list-style-type: none"> <li>• Docked to your CT Dust Extractors for quick and easy access</li> <li>• Rigid, lightweight and crack resistant polypropylene tubes and nozzles</li> <li>• Includes: (1) Systainer 1 (FJ445433)</li> </ul> (1) 36mm Polypropylene curved hand tube (FJ452901) (3 pcs.) 36mm Polypropylene extension tube (FJ452903) (1) 36mm Polypropylene interchangeable floor nozzle (FJ452906) (1) 36mm Polypropylene crevice nozzle (FJ452904) (1) 36mm Polypropylene upholstery nozzle (FJ440406) Note: Compatible with CT22, CT33, CT MINI and CT MIDI.	FJ456736
B	<b>Universal Cleaning Set</b> <ul style="list-style-type: none"> <li>• General purpose cleaning set</li> <li>• Includes: (1) Systainer 4 (FJ445597)</li> </ul> (1) 36mm Polypropylene Non-antistatic hose (11.5') length (FJ452882) (1) 36mm Polypropylene curved hand tube (FJ452901) (3 pcs.) 36mm Polypropylene extension tubes (FJ452903) (1) 36mm Polypropylene standard floor nozzle (FJ452907) (1) 36mm Polypropylene crevice nozzle (FJ452904) (1) 36mm Polypropylene upholstery nozzle (FJ440406) (1) 36mm Polypropylene suction brush (FJ440404) Note: Compatible with CT22 and CT33 only.	FJ454769

## DUST EXTRACTOR ACCESSORIES

### For Festool CT Series Dust Extractors

Packing & Sold In: Each

**FESTOOL**



C



D




E

	Description	Item#
C	<b>Tradesperson/Installer Cleaning Set</b> <ul style="list-style-type: none"> <li>• Ideal for clean-up on the jobsite, especially if residential.</li> <li>• Includes: Systainer 4 (FJ445597)</li> <li>(1) 36mm Polypropylene antistatic hose 3.5m (11.5')L (FJ452882)</li> <li>(1) 36mm Polypropylene curved hand tube (FJ452900)</li> <li>(3 pcs.) 36mm Polypropylene extension tube (FJ452902)</li> <li>(1) 36mm Polypropylene multipurpose floor nozzle (FJ452911)</li> <li>(1) 36mm Polypropylene crevice nozzle (FJ452904)</li> <li>(1) 36mm Polypropylene upholstery nozzle (FJ440406)</li> <li>(1) 36mm Polypropylene suction brush (FJ440404)</li> </ul> <p>Note: Compatible with CT22 and CT33 only.</p>	FJ454766
D	<b>Workshop Cleaning Set</b> <ul style="list-style-type: none"> <li>• Heavy duty cleanup set for commercial or home shop use</li> <li>• Includes: (1) Systainer 4 (FJ445597)</li> <li>(1) 36mm Polypropylene antistatic hose (11.5') length (452882)</li> <li>(1) 36mm Polypropylene stainless steel curved hand tube (FJ452900)</li> <li>(3 pcs.) 36mm Polypropylene extension tube (452902)</li> <li>(1) 36mm Polypropylene aluminum industrial floor nozzle (452908)</li> </ul> <p>Note: Compatible with CT22 and CT33 only.</p>	FJ454767
E	<b>Industrial Cleaning Set</b> <ul style="list-style-type: none"> <li>• Large diameter tubes and hose to pick up large debris.</li> <li>• Includes: Cardboard box</li> <li>(1) 50mm Polypropylene Non-antistatic Hose 2.5m (8.25')L (FJ452887)</li> <li>(1) 50mm Polypropylene extension tube (FJ440412)</li> <li>(2 pcs.) 50mm Polypropylene workshop floor nozzle (FJ452909)</li> <li>(1) 50mm Polypropylene square nozzle (FJ440416)</li> <li>(1) 50mm Polypropylene large crevice nozzle (FJ452912)</li> <li>(1) 50mm Polypropylene suction brush (FJ440419)</li> </ul> <p>Note: Compatible with CT22 and CT33 only.</p>	FJ454770

## DUST EXTRACTOR ACCESSORIES

### For Festool CT Series Dust Extractors

Packing & Sold In: Each

**FESTOOL**


	Description	Item#
A	<b>Antistatic Hoses</b> <ul style="list-style-type: none"> <li>• Rotating connector (extractor end)</li> <li>• Reducing sleeve (tool end)</li> <li>• Antistatic properties reduce shocks</li> </ul>	
	1-16" x 16.5' (27mm x 5m) Compatible w/CT22, CT33, CT MINI & CT MIDI	FJ452880
	1-7/16" x 11.53' (36mm x 3.5m) Compatible with CT22 and CT33 only	FJ452882
	1-15/16" x 13' (50mm x 4m) Compatible with CT22 and CT33 only	FJ452890
B	<b>Hose Sleeves - Rotating Connectors</b> <ul style="list-style-type: none"> <li>• For use with antistatic extractor end hoses</li> <li>• Antistatic version for D 50mm suction hose</li> </ul> NOTE: Compatible with CT22 & CT33 Dust Extractors.	FJ452896
C	<b>Hose Sleeves - Rotating Adapter</b> <ul style="list-style-type: none"> <li>• For tool end of hoses or use with cleaning sets, tubes, nozzles and brushes</li> <li>• With rotating adapter for D27mm suction hose</li> <li>• Tool end of extraction hose for standard 27mm hose</li> </ul> NOTE: Compatible with CT22, CT33, CT MINI and CT MIDI Dust Extractors.	FJ487071
D	<b>Hose Sleeves - Connector Sleeve</b> <ul style="list-style-type: none"> <li>• For tool end of hoses or use with cleaning sets, tubes, nozzles and brushes.</li> <li>• Connects suction hoses D 50mm/D36mm/D27mm</li> <li>• Connects rotating connector (extractor ends) together</li> <li>• Taper fit</li> </ul> NOTE: Compatible with CT22 & CT33 Dust Extractors.	FJ493047
E	<b>Hose Sleeves - Antistatic Y-Piece With Blanking Plug</b> <ul style="list-style-type: none"> <li>• For tool end of hoses or use with cleaning sets, tubes, nozzles and brushes</li> <li>• Connects two suction hoses to the dust extractor</li> <li>• Includes blanking plug to cap off unused inlet</li> </ul> Note: Compatible with CT22 & CT33 Dust Extractors.	FJ452898
F	<b>Tubes - Non-Antistatic Polypropylene</b> <ul style="list-style-type: none"> <li>• Rigid, lightweight and crack resistant</li> <li>• 3 pieces</li> <li>• 37-1/2" (L=950mm) D 36mm</li> </ul> Note: Compatible with CT22, CT33, CT MINI and CT MIDI Dust Extractors.	FJ452903
G	<b>Nozzles - Upholstery Brush</b> <ul style="list-style-type: none"> <li>• Plastic, brush ring</li> <li>• 4-11/16" x 1-5/8 (120 x 40mm)</li> <li>• Fits 27 and 36 mm hose an tubes</li> </ul> Note: Compatible with CT22, CT33, CT MINI and CT MIDI Dust Extractors.	FJ440406

## DUST EXTRACTOR ACCESSORIES

### For Festool CT Series Dust Extractors

Packing & Sold In: Each



	Description	Item#
A	<b>Handle</b> <ul style="list-style-type: none"> <li>Improves mobility of extractor</li> <li>Provides mounting space for air service unit and boom arm</li> </ul> Note: Compatible with CT22 & CT33 Dust Extractors.	FJ452921
B	<b>Suction Hose Holder</b> <ul style="list-style-type: none"> <li>Raises hose to table height and prevents trip hazard</li> </ul> Note: Compatible with CT22 & CT33 Dust Extractors.	FJ452896
C	<b>Hose Hook</b> <ul style="list-style-type: none"> <li>Allows hose to be wound and stored on the front of the CT Dust Extractor</li> </ul> Note: Compatible with CT22 & CT33 Dust Extractors.	FJ452998
D	<b>CT Adapter Plug</b> <ul style="list-style-type: none"> <li>Replacement CT Adaptor Plug</li> <li>Adapts the 20 amp CT plug to fit in standard 15 amp outlets</li> </ul> Note: Compatible with CT22, CT33, CT MINI and CT MIDI Dust Extractors.	FJ493232
E	<b>Boom Arm</b> <ul style="list-style-type: none"> <li>Keeps the cord and hose up and out of the way</li> <li>Requires handle FJ452921 (452921) to be mounted on the extractor.</li> </ul> Note: Compatible with CT22 & CT33 Dust Extractors.	FJ492753
F	<b>CT Hose Garage</b> <ul style="list-style-type: none"> <li>For Festool CT 22 and CT 33 Dust Extractors</li> <li>Stores and protects hose and cord for transport</li> <li>Extends Sys-Doc feature for systainers</li> </ul> Note: Compatible with CT22 & CT33 Dust Extractors.	FJ494388
G	<b>Wet Filter Element</b> <ul style="list-style-type: none"> <li>Helps to prevent foam buildup associated with wet extraction</li> </ul>	
	2 pieces (Use with CT22 & CT33 Dust Extractors)	FJ452924
	1 Piece (Use with CTMIDI and CTMNI Dust Extractors)	FJ456805
H	<b>HEPA Filter Element</b> <ul style="list-style-type: none"> <li>HEPA filter element filters to .3 microns</li> </ul> Note: Compatible with CT22 & CT33 Dust Extractors.	FJ493334

## DUST EXTRACTOR ACCESSORIES

**FESTOOL**

### For Festool CT Series Dust Extractors

**Packing & Sold In:** Each


	Description	Item#
I	<b>Filter Bags</b> <ul style="list-style-type: none"> <li>• Spun bound filter bag</li> <li>• Tear resistant polyester fleece</li> <li>• Filters particles to 5 microns</li> <li>• Integrated flap to close bag</li> </ul>	
	5 Bags (For use with CT MINI Dust Extractor only.)	FJ456772
	5 Bags (For use with CT MIDI Dust Extractor only.)	FJ494105
	20 Bags (For use with CT 22E Dust Extractor only.)	FJ494631
J	<b>Filter Bags</b> <ul style="list-style-type: none"> <li>• Spun bound filter bag</li> <li>• Tear resistant polyester fleece</li> <li>• Filters particles to 5 microns</li> <li>• Integrated flap to close bag</li> <li>• Includes dust cap</li> </ul>	
	5 Bags (For use with CT 22E Dust Extractor only.)	FJ452970
	5 Bags (For use with CT 33 Dust Extractor only.)	FJ452971
K	<b>Long Life Filter Bags</b> <ul style="list-style-type: none"> <li>• Reusable bags - at least 500 fillings</li> <li>• Re-sealable</li> </ul> NOTE: For use with CT 33 E Dust Extractor only.	FJ456738
L	<b>Antistatic Hoses</b> <ul style="list-style-type: none"> <li>• Combines air supply, exhaust air and dust extraction in a single hose</li> <li>• Tool-side rotator connector to prevent twisting</li> <li>• Extremely flexible, tough, non-marring</li> </ul> NOTE: For use with CT 33 Mobile Dust Extractor only.	
	16'4 hose length	FJ488176
	22.9' hose length	FJ488131
M	<b>Double Adapter for Antistatic Hoses</b> <ul style="list-style-type: none"> <li>• To run 2 air tools on 1 CT Dust Extractor</li> <li>• Requires the use of FJ454758 (454725) adapter</li> </ul> NOTE: For use with FJ488176 and FJU488131 (IAS 2) only.	FJ454758
N	<b>Adapter for Antistatic Hoses</b> <ul style="list-style-type: none"> <li>• For the IAS 2 hose for general cleaning tasks</li> <li>• Prevents damage to tools and hose that may result if the IAS 2 Hose is used for dust extraction without this adapter</li> </ul> NOTE: For use with FJ488176 and FJU488131 (IAS 2) only.	FJ488418



## AIR GUN & BLOW GUNS



**DANAIR INC.**

### Portable Air Hammer

- For use on T-moulding
- Operating pressure 60-125 psi; air consumption 2-4 CFM
- Delivers 1,000 blows per minute
- Versatile, interchangeable tips of super-soft to hard plastic, steel and aluminum, diameter of 1-1/2" (1 medium tip included)
- Palm size; lightweight

**Packing & Sold In:** Each

Item#	Description
DAAH15M	Air Hammer
DAT15H	Hard Yellow Tip
DAT15M	Medium Black Tip
DAT15S	Soft Blue Tip
DAT15SS	Supersoft Red Tip
DAAS-OK15	O-Ring Replacement Kit



**WÜRTH**

### Plastic Blow Gun

- Ideal for vertical installations
- Noise reduced, meets OSHA
- Maximum working pressure 175 psi, 1/4" NPY inlet connection

**Packing:** As shown below.

**Sold In:** Both broken and full box quantities. Discount available for full box orders.

Item#	Box Qty
WW7149234	24



**MILTON**

### Safety Blo-Gun with Extensions

- Four safety by-pass holes allow air to escape if tip-hole is blocked.
- By-pass holes do not interfere with normal air flow.
- Special internal design permits a restricted maximum discharge of 30 psi.
- Discharges same air volume as full flow blo-guns, while maintaining required noise level and nozzle pressure.
- 1/4" NPT air inlet, nozzle thread 1/2"-27
- Zinc alloy body
- OSHA compliant

**Packing & Sold In:** Each

Item#	Max Inlet Pressure
MF131	150 PSI

## BLOW GUNS



### In-Line Blow Gun

- Clean off work surfaces without disconnecting.
- Only connect once; permanently mounts between coupler and air hose to purge air line of water and contaminants before starting up air tools.
- Durable aluminum construction, weighs only 2 oz. (0.06 kg).
- Meets O.S.H.A. requirements of special relief hole in nozzle which limits pressure to 30 PSIG (2 Bar) when dead ended and used on an air line of 150 PSIG (10.3 Bar) or less.

**Packing & Sold In:** Each

**Item #:** DY94467



Item#	Max Inlet Pressure
MF115	150 PSI

### Pocket Blo-Gun With Shirt Clip Adjustable Aluminum

- Easy grip two finger control to adjust from full volume air flow to complete shut off.
- Knurled grip for secure handling even with oily or greasy fingers.
- M-style (fits any 1/4" Industrial style coupler).
- SCFM 15.9 @ 100 PSI

**Packing & Sold In:** Each




### In-Line Blow Gun, 1/4" NPT Inlet

- Compact size and light weight make this blowgun ideal for at-the-tool use.
- Unique "full flow" straight-through design will not restrict down stream air flow.
- Made of zinc and chrome-plated for durability and superior corrosion resistance.
- Becomes a standard blowgun when one of the two 1/4" ports are plugged.
- Meets O.S.H.A. requirements of special relief hole in nozzle which limits pressure to 30 PSIG (2 Bar) when dead ended and used on an air line of 150 PSIG (10.3 Bar) or less.

**Packing & Sold In:** Each

**Item #:** WW17149227



### Full Flow Safety Lever

- Meets OSHA requirements of special relief holes in nozzle which limits pressure to 30 PSI when dead ended (static pressure).
- SCFM 10.0 @ 100 PSI
- 1/4" NPT air inlet, nozzle thread size: 7/16"-27
- Body outlet thread size 1/2"-27

**Packing & Sold In:** Each



Item#	Max Inlet Pressure
MF150	150 PSI

## MILLING MACHINE & HEAT GUN



**COLONIAL SAW**  
MACHINERY SALES AND SERVICE

### Cantex Milling Machine

- Colonial Saw model Lamello Cantex Ergo.
- For flush milling solid wood edges as well as mini-spot patches.
- Equipped with the successful Step Memory System for high-precision requirements.
- Cutter head with 3 carbide disposable reversing blades.
- Milling width 45 mm.
- Detachable nylon Platen-Gib on one side ensures problem-free entry into solid wood edges.
- Support to protect the milling machine when it is running down or not in use.
- Includes: tool set, wooden case and operating instructions.

**Packing & Sold In:** Each

Item#	Power	Voltage	Speed	Cutting Width	Cutter Head	Weight
LM111857	705W	120/230 V	10,000 rpm	45mm	3 reversing blades	7.5lb.



**BOSCH**

### Heat Gun, Heavy Duty

- Bosch model # 1942
- For continuous duty, industrial applications
- Insulated nozzle allows cool exterior temperature, air intake allows variable temperature adjustments.
- Padded adjustable stand.

**Packing & Sold In:** Each

Item#	Description	Rating	AMPS	Max. Temp	Max Air Volume	Length	Weight
BL1942	Heat Gun	120V	14.3	1,000° F	23 CFM	8"	3.5 lbs.
BL3-609-390-504	Replacement Heat Element						

## STORAGE SYSTEMS



### Systainer Port

- Secure, space saving accessible storage of Systainers.
- Systainer boxes not included
- Includes: 5 Systainer telescopic drawers and casters
- Dimensions (without wheels): 15-3/4"D x 19-11/16"W x 39-3/8"H

Note: For use with Festool® Systainers only.

**Packing & Sold In:** Each

**Item #:** FJ491922

**FESTOOL®**



FJ445596



FJ445597



FJ493283

### Systainer Cases, Empty

- Strong, flexible, convenient way of storing, carrying and combining tools and accessories.
- Creates portable workstations and can be latched to one another and stackable.

Note: For use with FJ491922 (Systainer Port) only.

**Packing & Sold In:** Each

**FESTOOL®**

Item#	Description	Size
FJ445596	SYS 3 Empty Systainer	15-5/8"L x 11-5/8" W x 8"H
FJ445597	SYS 4 Empty Systainer	15-5/8" L x 11-5/8"W x 12"H
FJ493283	SYS 5 Empty Systainer	15-5/8"L x 11-5/8"W x 16"H



FJ491522  
4 Drawer  
Sortainer



FJ491985  
Drawer  
Sortainer

### Sortainer Drawer Systems

- Drawer sets latch onto Festool® Systainers and CT Dust extractors.
- Same dimensions as the SYS 3 (15-5/8"L x 11-5/8"W x 8"H).
- Drawers and compartments can be configured with insert dividers.

Note: For use with Festool® Systainers only.

**Packing & Sold In:** Each

**FESTOOL®**

Item#	Description
FJ491522	4 Drawer Sortainer (2 Small Drawers, 1 Med. Drawer & 1 Large Drawer)
FJ491985	9 Drawer Sortainer (6 Small Drawers & 3 Medium Drawers)



**STORAGE SYSTEM ACCESSORIES**



**FESTOOL®**

**Drawer Dividers**

- Available in three drawer sizes: small, medium and large.
- Note: For use with Festool® Systainers only.

**Packing & Sold In:** Each

Item#	Description
FJ491691	Small Drawers, 10 pieces
FJ491692	Medium Drawers, 5 pieces
FJ491693	Large Drawers, 2 pieces



**FESTOOL®**


**Systainer Cart**

- Mobile platform for Systainers.
  - Maximum load: 110 lb.
  - Comes with 4 locking straps
- NOTE: For use with Festool® Systainers only.

**Packing & Sold In:** Each

**Item #:** FJ492388

## PLANERS



**Virutex**

### 2-1/4" Width x 0" - 1/8" Depth

- Virutex model #: Edge Lipping Planer AP98
- Designed for flush planing of edges that are added to a board
- Continuous cutting depth adjustment with no minimum increment allows precision flush planing of edges up to 2-1/4", solid surface, hardwood, softwood, laminates & PVC edges.
- Non-scratch Teflon coated base slides on the work surface.
- Heavy weight to eliminate any vibration.
- Removal rate: 1/8" per pass
- Max Cutting depth: 1/8"
- Blades: reversible carbide
- Includes: a set of carbide spare reversible blades.

**Packing & Sold In:** Each

Item#	Description	HP	Motor	Voltage	Speed	Cutting Width	Weight
VXAP98	Edge Lipping Planer	1.4	1050 Watts	110V	11,100RPM	2-1/4"	17 lbs.
VXAP98B	Replacement Carbide Cutter						



### 3-1/4" Width x 0" - 1/8" Depth, Portable

- Freud model #: Avanti FE84K
- Designed to handle beveling, chamfering, rabbeting, and surface planing with ease
- Calibrated depth controls with detents allow for precision depth adjustment
- Speed Control: Electronic
- Depth control: calibrated with detents
- Blades: reversible carbide
- Includes: Reversible Carbide Knives, Blade Wrench, Fence, Rabbeting Depth Stop and Dust Collection Nozzle

**Packing & Sold In:** Each

Item#	Power	HP	Motor	Voltage	Speed	Max Cutting Depth	Cutting Width	Weight
ABFE84K	7.5 amps	1.4	1050 Watts	120V	13,000RPM	1/8"	3-1/4"	5.4 lbs.

## PLANERS


**FESTOOL®**


### 3-15/64" Width x 0" - 9/64" Depth

- Festool model #: HL 850 E
- HL 850 cuts flush to an adjacent surface as it can plane across the entire width of the rabbet.
- Rotary handle depth adjustment with a cut depth up to 9/64".
- Thumb lock depth control.
- Converts to a joiner with the addition of a bench unit stand and angle stop.
- Near total chip extraction.
- Single knife cutter head – spiral, metal carbide.
- Unlimited rabbeting depth.
- Interchangeable heads with quick blade changes.
- MMC Electronics equipped with soft-start for no-jolt starts, and constant speed under load.
- Includes: Parallel Guide (484513), Rabbet Depth Guide (484512), Solid Carbide Standard Blade (484575), Standard Planer Head (484520) and Systainer 3 (445596)

**Packing & Sold In:** Each

Item#	Power	Blades	Motor	Voltage	Speed	Max Cutting Depth	Cutting Width	Weight
FJ574539	7 amps	Reverse Carbide	850 Watts	120V	10,000RPM	9/64"	3-15/64"	8.6 lbs.


**A**

**B**

**C**
**FESTOOL®**

### Planer Accessories

Note: For use with Festool® HL 850E Planer only.

**Packing & Sold In:** Each

	Description	Item#
A	<b>Standard Blade</b> <ul style="list-style-type: none"> <li>• For standard, smooth head</li> </ul>	FJ484515
B	<b>Bench Unit</b> <ul style="list-style-type: none"> <li>• For bench-mounted truing and rebates.</li> <li>• Pivoting protective cover, nonskid base, depth-setting ring, locking on/off switch Type: SE-HL.</li> <li>• Does not include planer or angle stop.</li> <li>• For a complete unit, the angle stop (485018) is required</li> </ul>	FJ485017
C	<b>Clamps</b> <ul style="list-style-type: none"> <li>• Traditional screw clamp with head to be used in the bottom continuous T-slot of the guide rails to securely clamp to material.</li> <li>• Clamping Thickness: 4-11/16" (120mm).</li> </ul>	FJ489570



## CIRCULAR SAWS

**BOSCH****NEW  
ITEM!****Skil Saw**

- 15-amp motor delivers the power to rip through more lumber in less time
- Tough worm drive gearing lasts 10 times longer than hypoid gears
- 24-tooth carbide tipped SKILSAW Worm Drive blade
- 2-position saw hook ensures safe rafter placement
- Die-cast housing provides ultimate durability and longer saw life
- Patented Anti Snag lower guard provides smooth operation for small cut-off pieces
- 20-amp AC/DC switch provides maximum reliability
- Durable steel foot is designed to endure jobsite abuse
- Standard Equipment Includes: Super sharp alloy steel combination blade, blade wrench

**Packing & Sold In:** Each

Item#	HP	Blade Dia.	Arbor	Cutting Capacity	Speed	AMP 120V)	Weight
BLSHD77	2-3/4"	7-1/4"	5/8"	1-15/16" (45°) , 2-3/8" (90°)	4,400 RPM	13.0	16-5/16 w/Blade

**FESTOOL****Plunge Cut Design**

- Festool model #: TS55EQ
- For solid wood, fine veneer panels, sheet goods-plastic and aluminum.
- Bevel unit allows you to swivel the blade up to 45 degrees on the guide rail for clean cut edges even on bevel cuts.
- Detachable Plug-it cord, if the cord gets damaged, plug in a new one.
- Rotating dust extractor connector, easy to adjust the dust extraction.
- Spring-loaded riving knife, retracts into the housing automatically during plunge cuts.
- MMC electronics with 6 control and monitoring functions, including soft start, constant speed under load, stepless speed adjustment, temperature and current-triggered overload protection.
- FastFix saw blade changing system for easy blade change.
- Triple motor bearing, improves running smoothness and extends service life.
- Zero-play guidance, adjust the saw base on the guide rail without tools.
- Splinter guard on both sides of the cut, guide rail rubber splinter guard on one side, attachable plastic splinter guard on the other.
- Includes: (1) 55" Guide Rail (491498), (1) 48-Tooth Carbide Blade (491952), (1) Limit Stop FS/2 (491582), (1) Plastic Splinter Guard (pack of 5 available as 491473), (1) Plug-It Power Cord, In Systainer 4 (445597).

**Packing & Sold In:** Each

Item#	Cutting Depth
FJ561174	2.17"

## CIRCULAR SAW & MITER SAW


**FESTOOL**

### Plunge Cut Design

- Festool model #: Kapex TS75EQ
- Quick and easy cutting depth adjustment
- Bevel unit allows you to swivel the blade by up to 45 degrees on the guide rail for clean cut edges even on bevel cuts.
- Detachable Plug-it cord, if the cord is damaged, plug in a new one.
- Rotating dust extractor connector, easy to adjust the dust extraction.
- Spring-loaded riving knife, retracts into the housing automatically during plunge cuts.
- MMC electronics with 6 control and monitoring functions, including soft start, constant speed under load, stepless speed adjustment, temperature and current-triggered overload protection.
- FastFix saw blade changing system for easy blade change.
- Triple motor bearing, improves running smoothness and extends service life.
- Zero-play guidance, adjust the saw base on the guide rail without tools.
- Splinter guard on both sides of the cut, guide rail rubber splinter guard on one side, attachable plastic splinter guard on the other.
- Slip clutch drastically reduces the effects of kickbacks.
- Includes: (1) 75" guide rail (491503), (1) Universal saw blade (4953808, 36 teeth), (1) Limit stop FS/2, (491582), (1) Plastic Splinterguard (pack of 5 available as 491473), In Systainer 5.

**Packing & Sold In:** Each

Item#	Cutting Depth	AMP 120V)	Weight
FJ561188	2-15/16" or 2-3/4"	13.0	14 lbs.


**BOSCH**
**NEW  
ITEM!**

### Sliding Compound Miter Saw With 12" Dual Bevel

- Patented axial-glide system - durable precision in the toughest conditions, eliminates slide-rails which saves up to 12".
- Patented upfront controls - all-metal bevel lock-lever and range selector knob located upfront for quick and easy bevel settings.
- Patented quick-release Squarelock Fence - high-precision alignment that requires no adjustment.
- Integrated expanding base extensions: 60% more left-to-right material support than leading competitor; 40" left to right.
- Expand cutting capacity - 6-1/2" base and crown (45/45) against fence, 14" cross cut at 0°.
- Large easy-to-read uniform bevel and stainless steel miter scales: 52° left/60° right miter capacity; 47° left/47° right bevel capacity with marked detents and roof pitch angles.
- Adjustable miter detents: detents at 0°, 15°, 31.6°, 22.5°, 45°, 60° Right.
- Push-button miter detent override - easy-to-access thumb actuated control right up front for fine miter angle adjustment.
- Bevel detents: 0, 33.9°, 45° Left/Right for accurate cuts.

**Packing & Sold In:** Each

**Item #:** BLGCM12SD

## MITER SAWS & ACCESSORIES



### Sliding Compound Miter Saw

- Festool Model #: Kapex KS120
- Special cutting depth: 4-23/32" x 3/4"
- Flexible, removable dust hood to the rear of the blade deflects the waste material in the directional dust port.
- Fully adjustable dual line lasers define the cut are for precise cut placement
- MMC allows you to match the speed of the blade with the requirements of the material
- Oversized bevel scale facilitates precision angle setting
- FastFix saw blade changing system for easy blade change
- Includes: 60 tooth high quality carbide blade (495388), MiterFast angle transfer device, Hold down clamp and Wrench

**Packing & Sold In:** Each

Item#	Cutting Depth 90°/90°	AMP 120V)	Speed	Left Miter	Right Miter	Weight
FJ561287	12" x 3-15/32"	13.0	1,400 - 3,400 RPM	50°	60°	47 lbs.



### Circular & Miter Saw Accessories

Note: For use with Festool® TS55EQ & TS75EQ Circular Saws and Kapex KS120 Miter Saw.

**Packing & Sold In:** Each


	Description	Item#
A	<b>Parallel Edge Guide</b> <ul style="list-style-type: none"> <li>• Designed for use with Festool Circular Plunge Saw.</li> <li>• Create parallel cuts from an edge.</li> <li>• Can be used on both sides of the saw.</li> <li>• Rip capacity from the blade side to 11-13/16" (300mm) and on the motor side to 3-3/4" (95mm).</li> </ul> <p>NOTE: For use with FJ561174 (TS 55 EQ) only.</p>	FJ491469
B	<b>Splinterguard</b> <ul style="list-style-type: none"> <li>• Off-cut side and integrated rail splinter guard.</li> <li>• Plastic splinter guards for FJ56114 (TS 55 EQ) and FJ561188 (TS 75 EQ).</li> <li>• Splinter free cross cuts in a single pass.</li> </ul>	FJ491473
C	<b>Limit Stop</b> <ul style="list-style-type: none"> <li>• Set stop points on the guide rail for repeat cuts and plunge cuts.</li> <li>• Adjustable placement along the entire rail, reduces kickback.</li> </ul> <p>NOTE: For use with FJ561174 (TS 55 EQ) and FJ561188 (TS 75 EQ) only.</p>	FJ491582

**FESTOOL**

**CIRCULAR & MITER SAW ACCESSORIES**



A



B



C

**Circular & Miter Saw Accessories**

Note: For use with Festool® TS55EQ & TS75EQ Circular Saws and Kapex KS120 Miter Saw.

**Packing & Sold In:** Each

	Description	Item#
A	<b>Cover Plate</b> <ul style="list-style-type: none"><li>• Encloses blade housing for improved dust extraction when cutting vertically or overhead.</li><li>• Can also be used for creating architectural false joints.</li></ul> Note: For use with FJ561174 (TS 55 EQ) only.	FJ491750
B	<b>Plug-It Power Cord</b> <ul style="list-style-type: none"><li>• Designed for use with Festool Circular Plunge Saw.</li><li>• 13" long</li><li>• 16 gauge</li></ul> Note: For use with FJ561174 (TS 55 EQ) and FJ561188 (TS 75 EQ) only.	FJ490656
C	<b>Crown Stop With Base For Kapex KS 120 Miter Saw</b> <ul style="list-style-type: none"><li>• Adjustable stops support nested work pieces at any angle.</li><li>• Provide enhanced material support to the left or right.</li></ul> Note: For use with FJ561287 (Kapex KS 120 EB) only.	FJ494369

**FESTOOL**



**FESTOOL**

**Multifunctional Table, Kapex KS 120 EB**

- Specially designed height and size for use with Kapex sliding compound miter saw.
- Brings work surfaces to the same level for stock support.

Note: For use with FJ561287 (Kapex KS 120 EB) only.

**Packing & Sold In:** Each

**Item #:** FJ495565

## TABLE SYSTEM ACCESSORIES




### Multifunctional Table

- V-groove channels make adjustments both faster and easier
- Guide rail system: For use with the TS plunge saws and OF routers; make cutoffs, angle cuts and compound cuts, use with routers for dados and flutes.
- System integration: For use with sawing, routing and clamping.
- Grid hole pattern: Multiple holes in a uniform pattern are ideal for clamping operations.
- Includes: (2) guide rail supports, Angle unit (protractor head), Fence rail, Fence rail clamp, Adjustable stop, Guide rail FS 1080

**Packing & Sold In:** Each

**Item #:** FJ495462

**FESTOOL**



### Clamping Element

- Clamp material from the edges or sides using the grid hole pattern for uninterrupted surfaces.
- Works with square, round or irregular shaped material.

Note: For use with Festool® guide rails and multifunctional tables (MFT) only.

**Packing & Sold In:** Pack of (2) each.

**Item #:** FJ488030

**FESTOOL**



### Ratcheting Quick Clamp

- Ratcheting mechanism allow for easy lock and quick release and secure grip on material.
- Utilizes bottom T-slot of guide rail for limitless positioning.

Note: For use with Festool® guide rails and multifunctional tables (MFT) only.

**Packing & Sold In:** Each

**Item #:** FJ491594

**FESTOOL**



### Guide Rail Screw Clamps

- Traditional screw clamp with head to be used in the bottom continuous T-slot of the guide rails to securely clamp to material.
- Clamping Thickness: 4-11/16" (120mm).

Note: For use with Festool® guide rails and multifunctional tables (MFT) only.

**Packing & Sold In:** 1 pack of 2 each. Full packs only.

**Item #:** FJ489570

**FESTOOL**

## TABLE SAWS & ACCESSORIES



**NEW  
ITEM!**

### Tru-Cut Blade Insert System

- Quality of cut reduces chipping or splintering of work piece along edge of cut.
- No wide slot next to blade that narrow cutoffs can fall or bind in, causing airborne fragments, kickbacks, or damage to saw blade.
- Full support of small or narrow work piece prevents twisting, tilting, or vertical movement that can cause kickback.
- Work piece can't catch on rear or wide cutout, which can cause loss of grip, kickback, and jammed fingers.
- Inexpensive, easily replaceable kerf insert is made of durable phenolic material.
- Spring loaded side plungers automatically position insert in table and eliminates vibration and movement that causes oversized kerf cut.
- Same insert used for saw blades or dado blades.
- Machined flat surface.
- Rigid, thick aluminum won't twist, warp or bend.
- Complete support of work piece to the blade - particularly beneficial when cutting small or narrow pieces.
- Adjustable leveling screws allow complete leveling of both the table insert and the kerf insert.

**Packing & Sold In:** Each

Item#	Description	Fits Saw	Box Qty
BYDR110	Tru-Cut Blade System	Delta® Right-Tilt Unisaw, Tilting Arbor Saw, Contractor's Saw	1
BYPL212	Tru-Cut Blade System	Powermatic® Model 66	1
BYKI102	Replacement Kerf Insert	-	1 pack of 2 each



**BOSCH**

**NEW  
ITEM!**

### 10" Portable Worksite Table Saw

- Ultimate portability due to balanced one-hand carry handle and compact design.
- Durable and unique all-steel base designed to take jobsite abuse.
- Square lock rip fence, self-aligning design for accurate performance.
- Complete on-tool storage under table, store, rip fence, smart guard, miter gauge, and wrenches.
- Includes: Saw, 10" x 24 tooth carbide tipped blade, rip fence, miter gauge, smart guard system, pushstick and blade wrenches.
- Dimensions: 22.5" W x 22.5" D x 13" H
- Ripping Capacity L/R: 7-3/4" / 18"
- Working Length: Table Top Dimensions 22.5" W x 20" D

**Packing & Sold In:** Each

Item#	AMP	Arbor Size	Bevel Angle	Dado Capacity	Depth of Cut 90°	Max. HP	No Load RPM	Power	Weight
BLGTS1031	15	5/8"	-2° to 47°	1/2"	3-1/8"	4.0	5,000	120V	52 lb.

## TABLE SAWS & ACCESSORIES


**BOSCH**
**NEW  
ITEM!**

### 10" Portable Worksite with Wheeled Stand

- Patented Gravity-Rise™ Stand for easy setup and take down of your table saw.
- Built to last with powder coat finish for longevity.
- 8" Treaded pneumatic wheels handle the toughest jobsite terrains.
- Collapsible design minimizes storage space requirements.

Specifications:

Amperage: 15

Arbor Size: 5/8"

Bevel Angle Range:

Dimensions:

Max. Motor HP: 4.0

No Load RPM: 3,650

Weight: Saw - ; With Stand - 99 lb.

Working Length: Table Top dimensions 29"

**Packing & Sold In:** Each

Item#	AMP	Arbor Size	Bevel Angle Range	Dimensions	Max. Motor HP	No Load RPM	Weight
BL41009-09	15	5/8"	-2° to 47°	39.13" x 30" x 20.9"	4.0	3,650	60 lb, 99 lb. w/Stand


**FastCap®**

### Saw Dust Collector, ChopShop Saw Hood

- Can screw to a workbench or just drop in accessory mounting holes.
- Filters dust into a box or bucket instead of all over the job site.
- Protects saw when working outside in inclement weather.
- Works with chop saws, lathes, and wet saws.
- FASAWCLMP is for use with ChopShop Saw Hood when mounting to a tile, lathe, wet or miter saw that doesn't have holes for mounting in back (includes 2 brackets, enough to mount one saw).

**Packing & Sold In:** Each

Item#	Description
FASAWHOOD	Saw Hood
FASAWCLMP	Clamp



## JOINERS



### Doweling Joiner

- Freud model #: FDW710K
- Designed to drill dowel holes.
- Tool works with bits from 3/16" to 1/2" (5mm to 12mm) diameter, bits are spaced 32mm from center to center.
- Adjustable fence with positive detents at 0, 22.5, 45 and 90 degrees.
- Micro adjustable depth gauge with zero out feature for quick and accurate depth adjustments.

**Packing & Sold In:** Each

Item#	Motor	Weight
ABFDW710K	6.5 amps/18,500 RPMs.	5.0 lb.



### Biscuit Joiner

- Freud model #: JS104K
- Adjustable fence with positive detents at 0, 45 and 90°.
- Includes 6 tooth cutter for fast joining.
- Six depth setting with a maximum depth of 20mm.

**Packing & Sold In:** Each

Item#	Motor	Weight
ABJS104K	6.5 amps/10,000 RPMs	6.8 lb.



### Biscuit Joiner

- Porter Cable model #: 557
- Fence tilts from 0 to 135 degrees with positive adjustable stop at 90 degrees.
- 7 position rotating depth stop for FF, #0, #10, #20, biscuits Simplex, Duplex, and Max (#6) biscuits.
- Includes both 2" and 4" diameter blades for standard and face-frame biscuits.

**Packing & Sold In:** Each

Item#	Motor	Weight
RK557	7.0 amps/10,000 RPMs	7.5 lb.

## JOINERS & ACCESSORIES



### Biscuit Joiner

- Virutex model #: AB11N
- Electronic control system maintains a constant speed, allowing the user to make precise grooves.
- Joiner can work on panels of 5/8", 3/4", and 7/8" thickness, but it is possible to work on thicker pieces due to the movable fence.
- Double insulation
- Carrying case included

**Packing & Sold In:** Each

Item#	Description	Input Power	Motor	Milling Blade	Max Slot Depth	Weight
VXAB11	Biscuit Joiner	900W	5 amps / 10,000 rpm	3.94" x .86" x .156"	51/64"	7 lb.
VXAB11B	Replacement Blade (3.94" diameter, 5/32" thickness, 7/8" diameter of center hole)					



**FESTOOL**

### Biscuit Joiner

- Festool model #: DF500 with Dust Extraction.
- The system consists of the Domino joiner and pre-fabricated, beech and sipo Domino tenons.
- Depth control, quick-precise adjustment for five different mortising depths relative to the size of the tenon required for the application.
- Mortise width adjustment with rapid bit change – can change a bit in under 30 seconds
- Pivoting fence creates angled mortises from 0-90° with positive stops at 22.5°, 45°, 67.5°
- Carbide tip spiral bit long lasting bit withstands 5,000 – 14,000 joints depending on material
- Miter routing: 0-90°; stop positions at 0°, 22.5°, 45°, 67.5°, 90°
- Routing height adjuster with scale: 5-30 mm
- Includes: Domino Cutter D5 (493490), Plug-It Power Cord, Support Bracket, Wrench, and Systainer 2 (445434).

**Packing & Sold In:** Each

Item#	Power	Cutter Spindle Speed	Domino Slot Cut Dia.	Movable Step Stop	Routing Depth Stop	Weight
FJ574307	420W	24,300 RPM	5/6/8/10 mm	16/20/22/25/28/36/40 mm	12/15/20/25/28 mm	7 lb.



Standard Face Frame

European

### Plate Joiners - Replacement Cutters, Standard/European

- Standard 'Face-Frame'. New smaller diameter blades for cutting blind joints in stock as narrow as 1-3/4" (90° joints) or 1 1/4" (45° joints), using a 1/2" x 1 1/2" spline. A simple depth adjustment on the user's machine will allow to use these smaller blades.
- European design with anti-kickback 'fingers' that limit chip-thickness while providing a safer, faster cut.
- Fits Lamello, Virutex, Freud, Kaiser, Elu, DeWalt and other makes of plate-jointer machines.

**Packing & Sold In:** Each



Item#	Description	Dia.	# of Teeth	Kerf	Bore
AALAM300T4	Standard Face Frame	3-1/16	4	3mm	22mm
AALAM400T6	European	100mm	6	4.0mm	22mm

## JOINER ACCESSORIES



**FESTOOL®**

### Joiner Accessories

Note: For use with Festool® Domino DF 500 Joiner only.

**Packing & Sold In:** Each

	Description	Item#
A	<b>Domino Cutters</b> - For use with FJ574307 (Domino® DF 500 Joiner) only.	
	Tenon Size: 5mm	FJ493490
	Tenon Size: 6mm	FJ493491
	Tenon Size: 8mm	FJ493492
	Tenon Size: 10mm	FJ493493
B	<b>Domino Tenons For Indoor &amp; Outdoor Applications</b>	
	• Beech Domino® tenons for indoor applications.	
	• Sipo Domino tenons for outdoor applications.	
	Note: For use with FJ574307 (Domino® DF 500 Joiners) only.	
	5mm Thickness x 19mm Width x 30mm Length (1,800 per pack) - Indoor	FJ493296
	5mm Thickness x 19mm Width x 30mm Length (900 per pack) - Outdoor	FJ494859
	6mm Thickness x 20mm Width x 40mm Length (1,140 per pack) - Indoor	FJ493297
	6mm Thickness x 20mm Width x 40mm Length (570 per pack) - Outdoor	FJ494860
	8mm Thickness x 22mm Width x 40mm Length (780 per pack) - Indoor	FJ493298
	8mm Thickness x 22mm Width x 40mm Length (390 per pack) - Outdoor	FJ494861
	8mm Thickness x 22mm Width x 40mm Length (130 per pack) - Indoor	FJ494940
	8mm Thickness x 22mm Width x 50mm Length (600 per pack) - Indoor	FJ493299
	8mm Thickness x 22mm Width x 50mm Length (300 per pack) - Outdoor	FJ494862
	8mm Thickness x 22mm Width x 50mm Length (100 per pack) - Indoor	FJ494941
C	10mm Thickness x 24mm Width x 50mm Length (510 per pack) - Indoor	FJ493300
	10mm Thickness x 24mm Width x 50mm Length (225 per pack) - Outdoor	FJ494863
	<b>Domino Systainer Assortment</b>	
	• Includes: All 4 Domino Cutters, Beech Domino Tenons (1105 total): (600) 5x30, (190) 6x40, (130) 8x40, (100) 8x50, (85) 10x50, InSystainer 2 (445434)	FJ493301
	Note: For use with FJ574307 (Domino® DF 500 Joiners) only	

## JIG SAWS



### Variable Speed, Top Handle

- Tool-less blade-change system, fast insertion, blade ejection lever eliminates need to touch hot blade.
- Four orbital-action settings provide different blade strokes for smooth to aggressive cuts.
- Dial sets maximum speed and accelerator trigger controls operating speed.
- Large, sturdy die-cast foot with steel insert and on-board bevel wrench, secure clamping system.
- Precision machined plunging system and low-vibration design enhance accuracy.
- Includes saw, one no-mar overshoe, one anti-splinter insert, blade, bevel wrench, and carrying case.

**Packing & Sold In:** Each

**Item #:** BLJS470E

**BOSCH**



### Heavy Duty Variable Speed, Top Handle

- Powerful 6.5 amp jigsaw.
- Variable speed - Dial sets maximum speed and accelerator trigger controls operating speed.
- Exclusive multidirectional blade clamp provides superior grip of T-shank blades.
- Tool-less Blade Change System—Fast and effortless blade installation and removal.
- Precision-machined plunging mechanism and low-vibration design for enhanced accuracy and smooth operation.
- Sturdy die-cast foot with steel insert and on-board bevel Allen key storage.
- Four orbital-action settings -Different blade strokes for smooth to aggressive cuts.
- Adjustable dust blower keeps cutting line clear.
- Ergonomic top handle and two-finger trigger for versatile, comfortable grip.
- Ambidextrous lock-on button - For steady long cuts and user comfort and control.

**Packing & Sold In:** Each

**BOSCH**



Item#	AMPS	Volts	Orbital Settings	Stroke Length	Max. Cutting Depth
BLJS365	6.5	120	4	1"	3-1/2" (Wood); 7/8" (Aluminum); 3/8" (Mild Steel)



### Variable Speed

- 6.4-Amp top handle jigsaw; four-position stroke control.
- Variable speed trigger (500-2,800 strokes per minute); one-touch blade change.
- Durable hard plastic body; soft grip.
- Includes: Saw, 3 blades, anti-splitter insert, and LBOXX 2 carrying case.

**Packing & Sold In:** Each

**Item #:** BL1590EVSL

**BOSCH**

## JIG SAWS



FESTOOL®

**D-Handle Grip, Variable Speed**

- Festool model #: PSB 300 EQ
- Variable stroke - Four unique stroke settings vary from straight plunge action for smooth cuts to aggressive orbital action for rapid cuts.
- Carbide guidance system - rigidly supports the blade at exactly the pre-set angle, reducing blade wander in tight radius cuts; eliminating cutting errors.
- MMC electronics - soft-start to soften jolts, variable speed control, constant speed under load.
- Fastfix blade changing system allows for quick, tool-free blade changes.
- Solid one-piece splinterguard mounts in the foot of the tool for zero-clearance.
- Dual bevel base - 45° dual bevel for angled cuts & a zero degree detent for perpendicular cuts.
- Non-marring sub-base with dual port dust extraction and chip deflector.
- Stroke adjustment: 4 Stages
- Includes: Chip Guard (453491), Multi-Purpose Wood Saw Blades (486551, 486563), Plug-It Power Cord, Splinterguard (490120), In Systainer 1 (445433).

**Packing & Sold In:** Each

Item#	Stroke per Minute 1"	Bevel Angle Range	Max Cutting Depth	Power	Watts	Weight
FJ561123	1,000 to 2,900	0 to 45 °	3/4", soft steel: 3/8", wood: 4-3/4"	6 AMPS, 120V	720	5.06 lbs.



FESTOOL®


**Barrel Grip Design, Variable Speed**

- Festool model #: PS 300 EQ
- Variable stroke, four unique stroke settings vary from straight plunge for smooth cuts to aggressive orbital action for rapid cuts.
- Carbide guidance system - rigidly supports the blade at exactly the pre-set angle, reducing blade wander in tight radius cuts; eliminating cutting errors.
- MMC electronics - soft-start to soften start-up jolts, variable speed control, constant speed under load.
- Fastfix blade changing system allows for quick, tool-free blade changes.
- Solid one-piece splinterguard mounts in the foot of the tool for zero-clearance.
- Dual bevel base - 45° dual bevel for angled cuts & a zero° detent for perpendicular cuts
- Non-marring sub-base with dual port dust extraction and chip deflector.
- Stroke adjustment: 4 Stages
- Includes: Chip Guard (453491), Multi-Purpose Wood Saw Blades (486551, 486563), Plug-It Power Cord, Splinterguard (490120), In Systainer 1 (445433)

**Packing & Sold In:** Each

Item#	Stroke per Minute 1"	Bevel Angle Range	Max Cutting Depth	Power	Watts	Weight
FJ561097	1,000 to 2,900	0 to 45 °	3/4", soft steel: 3/8", wood: 4-3/4"	6 AMPS, 120V	720	5.06 lbs.

## JIG SAW ACCESSORIES



### Jig Saw Accessories

Note: For use with FJ561097 (PS 300 EQ) and FJ561123 (PSB 300 EQ) Jig Saws only.

Packing & Sold In: Each

	Description	Item#
A	<b>Guide Stop</b> <ul style="list-style-type: none"> <li>Guide your jigsaw with any length guide rail for straight repeatable cuts.</li> </ul>	FJ490031
B	<b>Splinterguard</b> <ul style="list-style-type: none"> <li>Solid one piece splinter guard</li> <li>Custom cut for each blade</li> <li>Prevents splintering</li> </ul>	
	Splinterguard 5 pack	FJ490120
	Splinterguard 20 pack	FJ490121
C	<b>Chip Guard</b> <ul style="list-style-type: none"> <li>Provides a clear view of the work piece</li> <li>Helps to capture flying chips</li> <li>Used to maximize dust extraction</li> </ul>	FJ453491
D	<b>Plug-It Power Cord</b> <ul style="list-style-type: none"> <li>Designed for use with Festool Jig Saws</li> <li>13" long</li> <li>18 gauge</li> </ul>	FJ490649

### Oscillating Tool Kit



- Variable-speed dial for matching speed to application and material
- Constant electronics circuitry maintains speed under load
- Durable accessory holder makes it easy to change and position accessories using allen wrench.
- Compact - small enough to reach into corners and other tight spaces.
- Includes: Tool, (1) complete kit carrying case, (1) accessory carrying case, (1) Allen wrench tool, and (33) accessories. Accessories included: (1) OSC138JF wood plunge-cut blade, (1) OSC138MF metal plunge-cut blade, (1) OSC312F wood/metal "Segment" saw blade, (1) OSC312RF RIFF grout blade, (1) OSC2RSC scraper blade, (1) OSC3DRF rasp blade, (1) SDP001 sanding pad, and (25) sanding triangles.

Packing & Sold In: Each



Item#	AMPS	Length	Oscillations per Minute	Oscillating Angle L/R	Voltage	Weight
BLMX25EK-33	2.5	10.9"	8,000-20,000	1.4° (2.8° Total)	120V	3.3 lbs.

## DRILLS



### 1/4" Reversible

- Weight: 2.50 lb.

**Packing & Sold In:** Each

Item#	Clutch Type	Torque	Speed RPM	Air Inlet NPT	Hose Size ID	Air Pressure	Air Consumption	Length
TCSM802	Adjustable Clutch	25", 145 lb.	1,800	1/4"	3/8"	90 PSI	4 CFM	7"



### 3/8" Reversible

**Packing & Sold In:** Each

Item#	Spindle Thread	Speed RPM	Air Inlet NPT	Hose Size ID	Air Pressure	Air Consumption	Length	Weight
TCSM705	3/8"-24	1,800	1/4"	3/8"	90 PSI	4 CFM	6.5"	3 lbs.



### 3/8" Driver

- Bosch model #: 1011VSR
- Extra long 8' rubber cord with 3-prong grounded plug.
- 360° auxiliary handle with optional depth gauge.
- Narrow profile fits in corners and hard-to-reach spots.
- Includes: DeWalt drill motor, XLT body, extension attachment, 3 nosepieces, quiver, and case.

**Packing & Sold In:** Each

Item#	Description	Torque	Motor (AMPS)	Weight
BL1011VSR	3/8" Driver Drill	279" lbs.	6.5 AMPS	5.5 lbs.

INCLUDES  
CASE

**BOSCH**

**NEW  
ITEM!**



## DRILLS



**BOSCH**

### Cordless, Bosch PS20-2

- Drives 100 3" screws per battery charge.
- Ultra compact power & design, almost half the size of a 12V compact drill/driver.
- LED light for tight spaces and applications.
- Forward/reverse button.
- Quick change chuck prevents bit loss - pull to insert or release 1/4" hex shank bits.
- 10+1 clutch, enables precision driving and eliminates over torque in soft base materials; Max mode allows pilot and other small bore holes.
- Includes: (2) 1.5" power drive bits, (1) 30 minute charger, (2) Litheon™ 10.8V Batteries.

**Packing & Sold In:** Each

Item#	Torque	Trigger
BLPS20-2	80" lb.	Variable Speed



**NEW ITEM!**



**BOSCH**

### Cordless Drill/Driver, 12V

- Shortest height and head length along with lightest weight make this tool great for overhead/tight area work.
- Compact duty tool to accommodate 90% of common applications with 3/8" single sleeve chuck.
- Fuel gauge - easier battery management for continued work.
- 2 Speeds (1st - 0-350 RPM / 2nd - 0-1,300 RPM) - 2X Faster driving/drilling than competition.
- LED light to illuminate work area.
- Includes: Drill, (2) 12V Max Lithium-Ion Batteries, (1) 12V Max Lithium-Ion 30 min. Charger.

**Packing & Sold In:** Each

Item#	Voltage	Charger	Chuck Size	Length	No Load RPM	Torque	Weight
BLPS20-2	12V	BC340	Single Sleeve 3/8"	7"	0-350/0-1,300	265" lbs.	2.14 lbs.



**NEW ITEM!**



**BOSCH**

### Cordless 1/4" Hex Drive

- 14.4-volt Ni-Cad cordless impact driver; multi-position swivel LED light.
- 3,200 beats per minute and 2,800 rpm.
- Rugged plastic casing; soft-grip handle
- Weight: 4 lbs. including battery
- Includes driver, 2 batteries, 1-hour charger, tool hook, double-ended bit, case

**Packing & Sold In:** Each

Item#	Voltage	Torque
BLT23614	14.4 V	1,150" lbs.

## DRILLS & ACCESSORIES



**BOSCH**

### Cordless, Bosch PS10-2

- Drives 100 3" screws per battery charge
- Ultra-compact 3.5" total head length
- 90-degree articulating head rotates and locks into five positions for increased versatility
- 7+1 electronic clutch with precision driving, eliminates over torque in soft base materials; Drill mode allows pilot and other small bore holes.
- Forward/reverse button
- Quick change chuck prevents bit loss, pull to insert or release 1/4" hex shank bits
- Storage hanger
- Includes: (2) 1.5" Power Drive Bits, (1) 30 Minute Charger, (2) Litheon™ 10.8V Batteries

**Packing & Sold In:** Each

Item#	Torque	Trigger
BLPS10-2	80" lb.	Variable Speed



**BOSCH**

### Cordless, Compact Tough™

- 18 Volt Compact tough drill driver with (2) 1.5 Ah batteries.
- Four-pole high-performance motor for maximum power in the most compact size.
- New patented gear train and clutch enables most compact design in its class and lightest weight
- Flexible power system-both DD/HDD are compatible with every 18-V lithium-ion Bosch battery.
- Ergonomic grip zone-small diameter enables better gripping and greater comfort.
- Modified orientation relative to handle increases comfort.

**Packing & Sold In:** Each

Item#	Description
BLDDS181-02	Compact Tough Drill/Driver, 18V
BLBAT610G	18V Replacement Battery, Slim Pack

**NEW  
ITEM!**



**BOSCH**

**NEW  
ITEM!**

### Bosch 18V Battery Lithium-Ion, Slim Pack

- Unique pack design helps keep the battery cool even when it's working overtime.
- Advanced Lithium-Ion technology delivers unmatched performance, and allows for a 50% longer run time than competitive models.
- Battery fuel gauge takes the guesswork out of when you need to charge.
- Performs just as well in cold weather as in normal temperatures.

**Packed & Sold In:** Each

**Item #:** BLBAT610G

## DRILLS & ACCESSORIES



INCLUDES  
CASE

NEW  
ITEM!

### Cordless Drill/Driver & Impact Kit

18V Lithium-Ion Compact Tough Cordless Drill/Driver & Impactor Kit Includes:

(1) Bosch DDS181 Compact Tough 1/2" Drill Driver

- Most compact and lightest weight in class - Delivers better balance and control of the tool, perfect for working in tight areas.
- 4-Pole High Performance Motor - For maximum power in the most compact size.
- Electronic Cell Protection (ECP) - Increases battery lifetime by preventing damage caused by misuse.
- (1) 25618 1/4" Hex Impact Fastening Driver.
- High Performance Motor and all metal gears - Deliver 2,800 RPM/3,200 BPM.
- Bosch Engineered Hammer and Anvil System - Produces 1,500 in.-lb. (125 ft.-lb.) of dynamic torque.
- Compact Design - For increased maneuverability in tight spaces and extended comfort.

(2) Bosch High Capacity (HC) Lithium-Ion Batteries

- Works Longer - Up to 50% longer run time
- Works Colder - Optimized cold weather performance down to -4°F/-20°C
- Works Smarter - Integrated battery fuel gauge

(1) Fast charger

(1) Carrying Bag

**Packing & Sold In:** Each

Item#	Description
BLCLPK232-181	Cordless Drill/Driver and Impact Kit
BLBAT610G	18V Replacement Battery, Slim Pack

**BOSCH**



### TDK Cordless Drill Set

- Includes: (1) TDK 15.6 drill, (2) NiCD 2.4 Ah battery packs, LC 45 charger, Centrotec chuck (492135) with starter set including 4mm wood drill, Phillips 2 bit and Centrotec bit holder/adapter, FastFix (quick connect) straight chuck (490698), FastFix (quick connect) right angle (490293) and eccentric (490294) chucks.

**Packing & Sold In:** Each

**Item #:** FJPTDK15S

**FESTOOL**

## DRILLS


**FESTOOL**

### C12 Cordless Drill

- High power batteries with smart charger for long service life.
- Motor design allows for compact, short drill head.
- EC-TEC motor without carbon brushes produces virtually no mechanical wear.
- Stepless electronic speed control for work in any material.
- Soft grip for comfort on long jobs. Good center of gravity for long jobs.
- On-board magnetic bit holder.
- Takes Centrotec and FastFix chucks.
- Spring contacts are cleaned automatically every time the battery pack is slotted into position.
- Charging Time: 25 minutes.
- Includes : (2) NiCad 1.3 Ah battery packs (493348), LC 45 charger (492138), Centrotec chuck(492135) with starter set including 4mm wood drill, Phillips 2 bit and Centrotec bit holder/ adapter, FastFix (quick connect) straight chuck (490698) and In Systainer 1 (445433).

**Packing & Sold In:** Each

Item#	Battery Type
FJ564178	NiCD 1.3 Ah
FJ564179	NiCD 2.4 Ah
FJ564180	NiMH 3.0 Ah


**FESTOOL**

### Cordless ,Industrial C12 Drill Set

- High power batteries with smart charger for long service life.
- New motor design allows short drill head for compactness.
- EC-TEC motor without carbon brushes produces virtually no mechanical wear.
- Stepless electronic speed control for work in any material.
- Soft grip for comfort on long jobs.
- Good center of gravity for long jobs.
- On-board magnetic bit holder.
- Takes Centrotec and FastFix chucks.
- The spring contacts are cleaned automatically every time the battery pack is slotted into position.
- Includes: (5) C12 Drills, (5) 1.3 Ah, NiCD batteries, (5) Centrotec chucks, (5) FastFix chucks, (8) NiCD batteries, (3) Chargers.

**Packing & Sold In** Each

Item#	Battery Type
FJPC12135	NiCD 1.3 Ah

## DRILLS & ACCESSORIES



**FESTOOL**

### C12 Cordless Drill Set

- High power batteries with smart charger for long service life.
- New motor design allows short drill head for compactness.
- EC-TEC motor without carbon brushes produces virtually no mechanical wear.
- Stepless electronic speed control for work in any material.
- Soft grip for comfort on long jobs.
- Good center of gravity for long jobs.
- On-board magnetic bit holder.
- Takes Centrotec and FastFix chucks.
- The spring contacts are cleaned automatically every time the battery pack is slotted into position.
- Includes: (2) NiCad 1.3 Ah battery packs (493348), LC 45 charger (492138), Centrotec chuck (492135) with starter set including 4mm wood drill, Phillips 2 bit and Centrotec bit holder/adaptor, FastFix (quick connect) straight chuck (490698), FastFix (quick connect) right angle (490293) and eccentric (490294) chucks, In Systainer 1 (445433).

**Packing & Sold In:** Each

Item#	Includes
FJPC1213S	(2) NiCad 1.3 Ah Battery Pk
FJPC1224S	(2) NiCad 2.4 Ah Battery Pk
FJPC1230S	(2) NiCad 3.0 Ah Battery Pk



**WÜRTH**

### Right Angle Drill Attachment Magnetic 1/4" Bit Mount with Quick-Change Chuck

- Suitable for use with electric drills and battery operated driver drills.
- Specially hardened steel enables maximum torque with a maximum speed of 2,000 RPM's.
- Secure hold and 360° step-free adjustable handle.
- Suited for screwing in cramped and hard-to-reach places.

**Packing & Sold In:** Each

Item#	Size
WW6149000	6.5" L x 1.26" W x 1.97" H



**FESTOOL**

### Fastfix Depth Stop Chuck

- Integral clutch maintains depth independent of torque setting
- Quick-out ring backs out screws without affecting depth setting

Note: For FJ564178 and FJ564179 (C 12) only.

**Packing & Sold In:** Each

**Item #:** FJ493539

**DRILL ACCESSORIES**



**Drill Accessories**

Note: For use with FJ574266 (OF 1010 EQ) and FJ574267 (OF 1400 EQ) Drills only.

**Packing & Sold In:** Each

	Description	Item #
A	<b>Fastfix Eccentric Chuck</b> <ul style="list-style-type: none"><li>• Offset chuck places bit flush to side, lets you drill/drive into corners.</li><li>• Chuck rotates 360 degrees, with 16 presets.</li><li>• Quick-release collar won't mar adjoining surfaces.</li></ul>	FJ490294
B	<b>Fastfix Right Angle Chuck</b> <ul style="list-style-type: none"><li>• Right angle chuck for close quarters</li><li>• 1/4" Hex drive w/wire detent, also accepts Centrotec® or keyless chuck</li><li>• Chuck rotates 360 degrees, with 16 presets</li></ul>	FJ490293
C	<b>Battery Pack</b> <ul style="list-style-type: none"><li>• Battery pack for CDD (NiCd) 12 volt, 2.0 Ah.</li></ul>	FJ488438
D	<b>Centrotec Bit Holder BH 60</b> <ul style="list-style-type: none"><li>• Magnetic bit holder, lets you use standard bits with Centrotec chuck.</li><li>• Also compatible with standard chuck.</li><li>• 2-3/8" Length</li></ul>	FJ492539
E	<b>LR 32 Hole Drilling Set</b> <ul style="list-style-type: none"><li>• Includes: Guide plate, centering mandrel, linear stops and two edge stops for drilling.</li><li>• European 32mm grid pattern holes in shelves and cabinets.</li></ul>	FJ583290



**Drill Accessories**

**Decorative Hardware Jig For Cabinet Doors**

- Adjusts horizontally and vertically.
- Reversible for right/left, upper/lower doors.
- Used for knobs and 3", 3-1/2" or 4" center pulls.

**Packing & Sold In:** Each

Item #: EJ1000

## DRILL ACCESSORIES



### Decorative Hardware Jig For Cabinet Drawers

- Works on all sizes of cabinet drawer.
- Adjusts horizontally and vertically.
- Alignment arrows on face & notches on slide & frame for quick set-up.
- Used for knobs and 3", 3-1/2" or 4" center pulls.

**Packing & Sold In:** Each

**Item #:** EJ2000



### Decorative Hardware Jig Metric Insert

- Insert for door & drawer jigs.
- Used for 96mm & 128mm center handles.
- Alignment notches on slide for quick set-up.

**Packing & Sold In:** Each

**Item #:** EJ1500M



### Drill Guide Shelf Pin

- For line boring with a hand held drill.
- Made of anodized aluminum.
- Replaceable hardened steel drill bushings.
- Adjustable stops for custom drilling as needed.
- 25 drill bushings.

**Packing & Sold In:** Each

**ALIGN-RITE™**

Item#	Description	Bar Length
ARDG102	1/4" Drill Bushings on 1.25" centers.	34"
ARDG103	5 mm Drill Bushings on 32 mm centers.	34"



**DRILL ACCESSORIES**



**Drill Guide**

- For accurate alignment of handles and knobs.
- Guideline on fence assures accurate centering.
- Adjustable hole centers for handles.
- Uses standard 3/16" drill bit.

**Packing:** As shown below.

**Sold In:** Full box quantities only.

**ALIGN-RITE™**

Item#	Description	Material	Box Qty
ARDG101	Drill Guide	Anodized Aluminum	1
AR101B	Replacement Bushings	Anodized Aluminum	4



**Precision Drill Guide**

- For use with 3/8" and 1/2" power drills.
- Includes 3/8" capacity chuck with key.
- Protractor scale adjusts body from 0-45 degrees left and right, in 5 degree increments.
- V-Guides for drilling through rounded stock or dowel.
- Positive stop for accurate drill depth.
- Centering channel on base for edge drilling.
- Includes 1/4", 5/16" & 3/8" Brad Point Bits.
- Folds flat for storage.

**Packing & Sold In:** Each

**Item #:** GH36-37



## AIR COMPRESSORS & AIR HOSE



### 5.2 Gallon, 2.5 HP Hand Carry

- Senco model #: PC1108
- Compressor has (2) universal couplers for operating two tools
- Direct drive motor
- Cold weather start-up valve
- Wheel barrow tank configuration
- Oil-splash lubrication
- Oversized pneumatic wheels for easy maneuvering
- Compressor includes oil

**Packing & Sold In:** Each

**SEŇCO**  
BRANDS

Item#	Power	Max. Pressure	Tank Capacity	Recovery Time	Pump Up Time	Dimensions	Weight
SNPC1108	2.5 HP, 13 amps	150 psi	5.2 gallons	24 sec. (120-150 psi)	90 sec. (0-150 psi)	19"H x 28"L	88 lbs.



### 4 Gallon, 2 HP Hand Carry

- Bosch model #: CET4-20
- Vertically angled tanks that are ergonomically balanced for comfort.
- EZ Drain System for fast efficient draining.
- Recessed control panel and roll cage protect components from damage.
- Powerful and quiet induction motor - 24 pole induction motor with a dBA of 80.
- Compressor comes with oil in the pump

**Packing & Sold In:** Each

**BOSCH**

Item#	Power	CFM @100 PSI	Tank Capacity	Recovery Time	Dimensions	Weight
BLCET4-20	2 HP, 3400 RPM	4.2	4 gallons	10 seconds	19.75"H x 16.25"L x 7.75"W	84.9 lbs.



### Air Hose, Polyurethane

- Resists abrasions, corrosive materials, oil & grease, excellent shape retention.
- Completely assembled with 18" straight hose whip with swivel fittings on both ends.
- Maximum working pressure: 125 PSI @ 70° F
- Working temperature: -50° F to 180° F (-46° C to 82° C)

**Packing & Sold In:** Each

**MILTON**

Item#	Hose I.D.	Length	Color
MF1671-10	1/4"	10'	Yellow
MF1671-20	1/4"	20'	Yellow
MF1673-20	3/8"	30'	Yellow

## AIR HOSES & ACCESSORIES



### Polyurethane Air Hose, Field Repairable

- Lightweight and tough.
- Strain relief ends incorporate a built-in reusable fitting, which makes these hoses field repairable.
- Retains flexibility in subzero temperatures (down to -40° F).
- UV stabilized for longer outdoor service life.
- Resistant to lubricating oils, greases and abrasion.
- Made in the USA

**Packing & Sold In:** Each

Item#	Hose I.D.	Length	Fittings, NPT
WW69991425	1/4"	25'	1/4"
WW69991450	1/4"	50'	1/4"
WW69993825	3/8"	25'	1/4"
WW69993850	3/8"	50'	1/4"
WW699938251	3/8"	25'	3/8"
WW699938501	3/8"	50'	3/8"



### Air Hose Re-Koil, Nylon

- Re-usable, full flow male NPT swivel fittings on both ends to avoid twisting and kinking.
- Resists abrasions.
- Maximum working pressure: 200 PSI @ 70° F
- Working temperature: -40° F to 180° F (-38° C to 82° C)

**Packing & Sold In:** Each

Item#	Hose I.D.	Length	Swivel Male NPT	Color
MF1667	1/4"	12'	1/4"	Yellow
MF1669	1/4"	25'	1/4"	Yellow



### Air Hose, EPDM 2 Braid, Rubber

- Deluxe heavy duty EPDM rubber is designed for tough service station and shop applications.
- Kink resistant and flexible in extreme temperatures, resists abrasion, weathering and ozone.
- Limited oil resistance.
- Working temperature: -40° F to 190° F (-38° C to 87° C).
- EPDM rubber tube & cover, spiral synthetic yarn reinforcement.

**Packing:** 25' hose coupled with brass fittings. 100' bulk hose without fittings in a dispensing box.

Item#	Hose I.D.	Length	Fittings, NPT	Max. Work Pressure	Burst Pressure	Hose O.D.	Color
MF1630	1/4"	25'	Male, 1/4" both ends	250 PSI	1,000 PSI	-	Red
MF1632	3/8"	25'	Male, 3/8" both ends	250 PSI	1,000 PSI	-	Red
MF1630-100	1/4"	100'	-	250 PSI	1,000 PSI	5/8"	Red

## AIR HOSE ACCESSORIES



NPT Female  
and Male



1/4" Hose  
Barb

### "Kwik Change" M Style Air Coupler

- Coupler bodies are brass with brass sleeves.
- Seals: Buna-N

**Packing:** As shown below.

**Sold In:** Both broken and full box quantities.

Discount available for full box orders.



Item#	Connection	Max. Inlet Pressure	Max. Temp	Air Flow	Box Qty
MF715	1/4" NPT Female	300 PSI	250° F	40 SCFM	10
MF716	1/4" NPT Male	300 PSI	250° F	40 SCFM	10
MF717	1/4" Hose Barb	300 PSI	250° F	40 SCFM	10
MF718	3/8" NPT Female	300 PSI	250° F	40 SCFM	10
MF719	3/8" NPT Male	300 PSI	250° F	40 SCFM	10




### Male Hex Nipple

**Packing:** As shown below.

**Sold In:** Both broken and full box quantities. Discount available for full box orders.

Item#	Thread Size	Box Qty
MF646	1/4" NPT x 1/4" NPT	10



### Female Hex Coupling

**Packing:** As shown below.

**Sold In:** Both broken and full box quantities. Discount available for full box orders.

Item#	Thread Size	Box Qty
MF643	1/4" NPT x 1/4" NPT	10



### Composite-Style Coupler, 1/4" Male

- Composite-style design provides maximum air flow to tools.
- Easy connect/disconnect by single push-button action.
- Shock-proof, low-vibration, crush-resistant
- Lightweight 1.4 oz., non-marring composite material

**Packing & Sold In:** Each

**Item #:** DY94980



## AIR HOSE ACCESSORIES



### Air Plugs "Kwik Change" M-Style

- Plugs are case hardened steel, plated to resist rust.
- Seals: Buna-N

**Packing:** As shown below.

**Sold In:** Both broken and full box quantities. Discount available for full box orders.

Item#	Connection	Max Inlet Pressure	Max. Temp	Air Flow	Box Qty
MF727	1/4" NPT Male	300 PSI	250° F	40 SCFM	10
MF728	1/4" NPT Female	300 PSI	250° F	40 SCFM	10
MF732	3/8" NPT Female	300 PSI	250° F	40 SCFM	10



### Full Swivel Hose End

- Full 360° swivel hose ends help eliminate kink and twisted airlines.
- Steel construction, black oxide finish.

**Packing:** As shown below.

**Sold In:** Both broken and full box quantities. Discount available for full box orders.

Item#	NPT	NPT or I.D.	Box Qty
MF659	1/4" Male End	1/4" NPT Female Swivel End	10



### Stainless Steel Worm Drive Hose Clamps

**Packing:** As shown below.

**Sold In:** Both broken and full box quantities. Discount available for full box orders.

Item#	Min I.D. Closed	Max O.D. Opened	Band Width	Box Qty
MF1602	7/32"	5/8"	5/16"	10



### Brass Hose Ends

**Packing:** As shown below.

**Sold In:** Both broken and full box quantities. Discount available for full box orders.

Item#	Type	Hose I.D.	Thread	Box Qty
MF600	Male	1/4"	1/4" NPT	10
MF602	Male	3/8"	1/4" NPT	10
MF605	Female, Non-Swivel	1/4"	1/4" NPT	10
MF605-2	Female, Non-Swivel	3/8"	1/4" NPT	10

## AIR HOSE ACCESSORIES



### Composite Dynaswivel, 1/4" NPT

- For use with most air tools: grinders, sanders, staple guns, drills, etc.
- Universal-joint connects portable air tools to an air line
- Improves tool maneuverability, minimizes operator fatigue and extends hose life
- Swivels 360° at 2 pivot points allowing the air hose to drop directly to the floor while providing superb tool handling.

**Packing & Sold In:** Each

Item#	Air Flow Range (LPM)
DY94300	Up to 33 SCFM (935)



### Air Hose Repair Kits, For 1/4" Air Hose

- Includes: (1) #699 1/4" Female Air Chuck; (1) #663 1/4" NPT x 1/4" ID Male Hose End; (1) #676 1/4" ID Hose Mender; (3) #1602 Hose Clamps for 5/8" OD Hose.

Warning: Kit includes a sealing type chuck that is not for use on Milton inflator gages.

**Packing & Sold In:** Each

**Item #:** MF620



### 3 In 1 Air Manifolds

- Supply 3 air tools from a single inlet.
- No need to disconnect and connect for every tool change.
- Sturdy, lightweight aluminum body.

**Packing & Sold In:** Each



Item#	Inlet NPT Female	3 Outlets NPT Female
MFS685-6	3/8"	1/4"



### Air Tool Lubricant

- Use 2-3 drops at the end of each day, or as needed, to maintain tool performance.
- 4 fl oz bottle

**Packing & Sold In:** Each

**Item #:** MM20451

## AIR HOSE ACCESSORIES & EDGE BANDER



### Compressor Accessories, Pump Oil

- Premium grade oils formulated with high quality naphthenic distillate stocks.
- Recommended for all oil splash compressors.
- Protects against corrosion.

**Packing:** 12 each per box.

**Sold In:** Both broken and full box quantities. Discount available for full box orders.

Item#	Size
LLPC344	32 fl. oz.

**SEÑCO**  
BRANDS



### Air Tool Lubricating Oil

- Premium grade oils formulated with high-quality paraffin distillate stocks.
- Contains an effective antifoamant, rust and oxidation inhibitor.

**Packing:** 12 each per box.

**Sold In:** Both broken and full box quantities. Discount for full box orders.

Item#	Size
LLPC102	32 fl. oz.

**SEÑCO**  
BRANDS



### Edgebander, Hand Held, Hot Air

- The only manual bander with tracking of tape on the board.
- For pre-glued PVC, polyester, melamine, and wood veneer of up to 2" wide (50mm).
- A set of rubber clamps hug the board so you can get the most accurate tracking of the tape on the board.
- Easy adjustment and application on contour edge banding.
- Minimum interior radius: 2".
- Two step temperature switch:
  - Step one: 300°C or 570°F
  - Step two: 525°C or 1,000°F
- Air delivery: 400 L/min. or 16 CV. feet/min.
- Set up time of less than 1 minute.
- Weight: 6 lb. (2.7 kg)

**Packing & Sold In:** Each

**Item #:** VXAG98