

Everything you wanted to know about casters & more!

Caster Selection Guide 2009




www.baersupply.com



Your one stop shop for
all your caster needs!

Contents

- 3-9.....Technical Information
- 10.....C-T Series - Twin Wheel, 70-85 lbs.
C-H Series - Metal Hooded 90 lbs.
- 11.....C-R Series - Roller Furniture, 45-80 lbs.
C-L Series - Light Duty 66-200 lbs.
- 12-13....C-GD Series - General Duty 90-300 lbs.
- 14.....C-LM Series -Light Medium Duty
175-320 lbs.
- 15.....C-MHD Series Medium Heavy 350-900 lbs.
C-L Series Supreme Lock 130-320 lbs.
- 16.....Carpeted Dollies
- 17.....Shepherd® General-Duty &
Heavy Duty Casters
- 18.....Shepherd® Hooded Ball Casters
Rubber Wheel, Medium-Duty Casters
- 19.....Baer Supply Order Form
- 20..... Shepherd® Appliance Casters



Everything you wanted to know about casters & more!

The 2009 Caster Selection Guide provides you with technical and informational material as well as price lists for a variety of casters in-stock at Baer Supply Company.

DH Casters® 2005 Casters Specialty Hardware Catalog is available through Baer Supply Company!

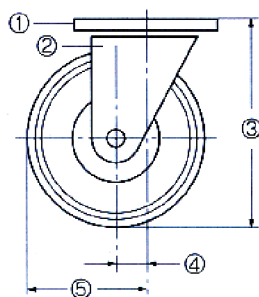
Item# CCDHCATALOG



Technical Information

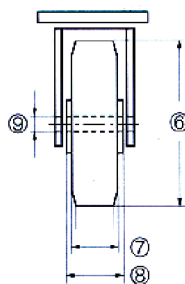
Casters

A caster is not just a wheel. A caster (or castor) is a type of wheel mounted with an offset steering pivot such that the wheel will automatically swivel to align itself to the direction from which it is pushed. A caster must swivel, roll, turn and move.

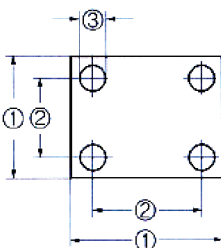


1. Plate
2. Yoke
3. Overall Height
4. Offset
5. Swivel Radius*

*(Distance measured horizontally from the center of the kingpin to the trailing edge of the wheel)



6. Wheel Diameter
7. Tread Width*
*(Wheel width at tread)
8. Hub Width*
*(Distance measured horizontally of the hub)
9. Axle Hole



1. Overall*
*(Total Width x Total Length of the plate)
2. Bolt Hole Spacing
3. Attaching Bolt

A caster is a combination of different:

- Caster yokes (caster series)
- Caster types (rigid or swivel)
- Wheel sizes (the wheel dimensions)
- Wheel types (the material of the wheel)
- Fastening types (plate, threaded stem, grip ring)
- Accessories (side locking brake, color plating, ball bearing)

Technical Information

Caster Yokes



General Duty Casters. Load capacity 90 to 300 lbs. per caster.



Light Duty Casters. Load capacity 66 to 200 lbs. per caster.



Light Medium Duty Casters: Load capacity 175 to 320 lbs. per caster.



Medium Heavy Duty Casters. Load capacity 350 to 900 lbs. per caster.



Twin Wheel Casters. Load capacity 70 to 85 lbs. per caster.



Metal Locking Casters. Load capacity 175 to 320 lbs. per caster.

Technical Information

Caster Types

Rigid Caster

A rigid caster has a fixed frame that only allows the wheel to spin, but not turn horizontally.



Swivel Caster

A swivel caster has a ball bearing raceway construction that allows the connected wheel to rotate horizontally.



Technical Information - Wheel Types

Soft Rubber



A Soft Rubber Wheel is used for general applications under light to moderate load ratings where non-marking characteristics are not required. This wheel can be used on various surfaces.

Applications: Store fixtures, office furniture, etc.

Hard Rubber



A Hard Rubber Wheel is used for general applications with a slightly higher load rating than soft rubber where non-marking characteristics are not required. This wheel can be used on various surfaces.

Applications: Institutional equipment, store fixtures.

Non-Marking



A Gray Soft Rubber Tread Wheel is for applications under moderate load ratings where non-marking characteristics are required. Best when used on smooth surfaces.

Applications: Display fixtures, indoor.

Polyolefin (Plastic)



A Black Plastic Wheel is light in weight, very economical and high in impact strength. Non-marking, non-chipping, oil and chemical resistant, non-absorbent and is a steam cleanable wheel. This wheel can be used on almost all surfaces.

Applications: Office furniture, display fixtures, institutions.


Polyurethane



A Polyurethane Wheel can handle higher load capacities. And is resistant to most chemicals. Also, polyurethane is a non-marking material and can be used where non-marking is needed. Durability is unmatched by any rubber tread wheels. This wheel can be used on almost all surfaces.

Applications: Display fixtures with colored wheels.

Steel



A Steel Wheel is used for general applications and is made of strong sintered steel. It has a higher load rating than rubber. Best if used on outdoor surfaces.

Applications: Waste bin, heavy equipment.

Phenolic



A Phenolic Wheel is highly chemical and heat resistant. It has a wide variety of applications with higher load ratings. And it is best when used on smooth surfaces.

Applications: Bakery equipment, heavy equipment, prisons.

Protech



A Protech Wheel has the same traits as a polyurethane wheel but with a polypropylene (plastic) hub. It can be used on almost all surfaces.

Applications: Platform cart, stock cart, displays.

High Temp



A High Temp Wheel is best under high temperature applications with moderate load ratings. This wheel is best when used on smooth surfaces.

Applications: Bakery equipment, high temp oven.

Technical Information

Wheel Sizes

**Wheel size****1-1/4" to 2"**

C-R Series

Roller Furniture Casters

C-T Series

Twin Wheel Casters

C-H Series

Metal Hooded Casters

**Wheel size****2" to 5"**

C-GD Series

General Duty Casters

C-L Series

Light Duty Casters

C-LM Series

Light Medium Duty Casters

**Wheel size****4" to 8"**

C-MHD Series

Medium Heavy Duty Casters

**Wheel size****6" to 12"**

C-HD Series

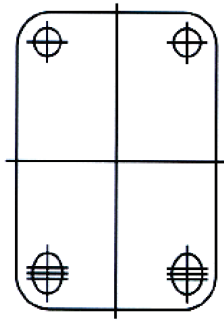
Heavy Duty Casters

C-SHD Series

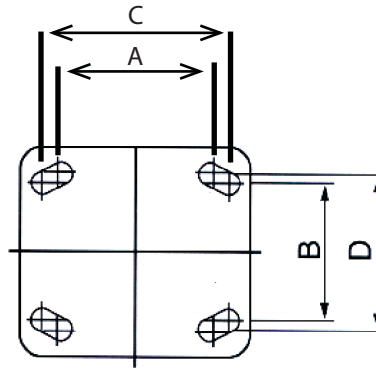
Super Heavy Duty Casters

Technical Information

Fastening Types



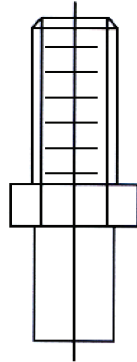
Top Plate



Slot Hole Spacing



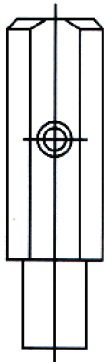
Grip Ring Stem



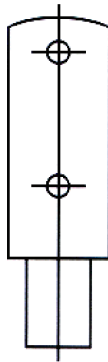
Threaded Stem



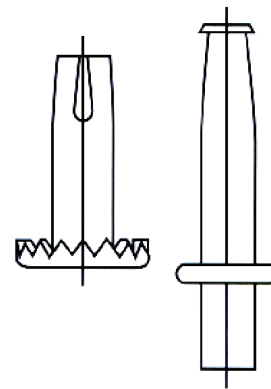
Round Stem



Octagon Stem



Square Stem



Grip Neck Stem
(Furniture Casters)

Technical Information

Caster Accessories

Brake Kit



Most swivel casters are available with brake kit. For example, C-GD30MRSB

Ball Bearing



Note: Some of the wheels are come with bearing instead of a plain hole for easy rolling.



Note: Color plating is available on Special Order only.



Note: Plastic socket can be used with Grip Ring Casters.

C-T Series

Twin Wheel Casters 70-85 lbs.

Twin wheel casters are available in Black. Easy and smooth rolling. Available with stem and plate fastenings. A wide variety of fastenings are available.

Special Order Finishes: Brass, Antique Brass and Chrome

Application: Medical equipment, all purpose carts, and furniture.



CCT20S1BKB



CCT15P1BKB



CCT20T1BK

| Wheel Size | Load Capacity | Overall Height | Mounting | Mounting Size | UM | Item # |
|------------|---------------|----------------|---------------|-----------------|----|----------------------|
| 1-1/2" | 70 lbs. | 1-3/4" | Plate | 1-1/2" x 1-1/2" | EA | CCT15P1BK |
| 1-1/2" | 70 lbs. | 1-3/4" | Plate | 1-1/2" x 1-1/2" | EA | CCT15P1BKB (w/Brake) |
| 2" | 85 lbs. | 2-1/8" | Plate | 1-1/2" x 1-1/2" | EA | CCT20P1BKB (w/Brake) |
| 2" | 85 lbs. | 2-1/8" | Stem & Socket | 5/16" x 1-1/2" | EA | CCT20S1BKB (w/Brake) |
| 2" | 85 lbs. | 2-1/8" | Stem & Socket | 5/16" x 1-1/2" | EA | CCT20S1BK |
| 2" | 85 lbs. | 2-1/8" | Plate | 1-1/2" x 1-1/2" | EA | CCT20P1BK |
| 2" | 85 lbs. | 2-1/8" | Threaded Stem | 5/16" x 18 x 1" | EA | CCT20T1BK |
| 2" | 85 lbs. | 2-1/8" | Threaded Stem | 5/16" x 18 x 1" | EA | CCT20T1BKB (w/Brake) |

C-H Series

Metal Hooded Casters up to 90 lbs.

Metal Hooded Casters are available in Brass and Chrome finishes.

Rubber Ball wheels for easy rolling. Available with a plate and stem fastening.

A wide variety of fastenings are available on special order.

Special Order Finishes: Antique Brass and Black

Load Capacity: 90 lbs.

Application: Widely used on furniture for low pile carpeting and all hard flooring.



| Wheel Size | Finish | Overall Height | Mounting | Mounting Size | UM | Item # |
|------------|--------|----------------|---------------|------------------|----|-----------|
| 2" | Brass | 2-1/2" | Plate | 2-1/16" x 1-1/4" | EA | CCH20P2BR |
| 2" | Brass | 2-1/2" | Stem & Socket | 5/16" x 1-1/2" | EA | CCH20S1BR |
| 2" | Chrome | 2-1/2" | Plate | 2-1/16" x 1-1/4" | EA | CCH20P2CR |
| 2" | Chrome | 2-1/2" | Stem & Socket | 5/16" x 1-1/2" | EA | CCH20S1CR |

C-R Series



Roller Furniture Casters 45-80 lbs.

Roller furniture casters are available in Zinc finishing. Smooth and easy rolling.

Available Wheel Colors: White or Black (Special Order)

Wheel Description: Plastic

Application: Widely used for furniture and light to medium duty carts.

| Wheel Size | Tread Width | Load Capacity | Overall Height | UM | Mounting Size | Item # |
|------------|-------------|---------------|----------------|----|------------------------------|-----------|
| 1-5/8" | 5/8" | 65 lbs. | 1-7/8" | EA | 1-5/8" X 1-1/4" Plate | CCR158P0Z |
| 1-1/4" | 9/16" | 45 lbs. | 1-1/2" | EA | 5/16" X 1-1/2" Stem & Socket | CCR125S1Z |

C-L Series

Light Duty Casters 66-200 lbs.

Light duty casters are available in hard rubber, non-marking, light plastic and polyurethane. Full hardened double ball raceway for extra strength. Embossed Zinc plated yoke.

Tread Width: 13/16" **Application:** Light duty carts, bakery racks.



| Wheel Size | Wheel Description | Load Capacity | Swivel Radius | Overall Height | UM | Mounting Size | Item # |
|------------|-------------------|---------------|---------------|----------------|----|--------------------------------|----------------------|
| 2" | Rubber | 100 lbs. | 1-13/16" | 2-21/32" | EA | 5/16"-18 X 1" Threaded Stem | CCL20T1RS |
| 2" | Rubber | 100 lbs. | 1-13/16" | 2-21/32" | EA | 5/16"-18 X 1" Threaded Stem | CCL20T1RSB (w/Brake) |
| 2" | Non-Marking | 66 lbs. | 1-13/16" | 2-11/16" | EA | 3/8"-16 X 1-1/4" Threaded Stem | CCL20T2MS |
| 2" | Non-Marking | 66 lbs. | 1-13/16" | 2-11/16" | EA | 3/8"-16 X 1-1/4" Threaded Stem | CCL20T2MSB (w/Brake) |
| 2" | Rubber | 100 lbs. | 1-13/16" | 2-21/32" | EA | 3/8"-16 X 1-1/4" Threaded Stem | CCL20T2RS |
| 2" | Rubber | 100 lbs. | 1-13/16" | 2-21/32" | EA | 3/8"-16 X 1-1/4" Threaded Stem | CCL20T2RSB (w/Brake) |
| 2" | Non-Marking | 66 lbs. | 1-13/16" | 2-11/16" | EA | 3/8"-16 X 1-1/4" Threaded Stem | CCL30T2MS |
| 2" | Non-Marking | 66 lbs. | 1-13/16" | 2-11/16" | EA | 3/8"-16 X 1-1/4" Threaded Stem | CCL30T2MSB (w/Brake) |
| 3" | Non-Marking | 100 lbs. | 2-3/8" | 3-5/8" | EA | 3/8"-16 X 1-1/4" Threaded Stem | CCL30T2RS |
| 3" | Non-Marking | 100 lbs. | 2-3/8" | 3-5/8" | EA | 3/8"-16 X 1-1/4" Threaded Stem | CCL30T2RSB (w/Brake) |

C-GD Series

General Duty Casters 90-300 lbs.

Light duty casters are available in hard rubber, non-marking, light plastic and polyurethane. Full hardened double ball raceway for extra strength. Embossed zinc plated yoke.

Application: Light duty carts, bakery racks.



CCGD20HRR



CCGD25HRR



CCGD20HR SB



CCGD30MRR



CCGD30MRS

See following
page for C-GD
Series details &
pricing →



CCGD30MR SB



CCGD40PS

C-GD Series (continued)

| Wheel Size | Tread Width | Wheel Description | Load Capacity | Swivel Radius | Overall Height | UM | Mounting Plate Size | Item # |
|------------|-------------|-------------------|---------------|---------------|----------------|----|---------------------|----------------------|
| 2" | 15/16" | Hard Rubber | 125 lbs. | Rigid | 2-7/16" | EA | 1-1/2" X 2-21/32" | CCGD20HRR |
| 2" | 15/16" | Light Plastic | 125 lbs. | Rigid | 2-7/16" | EA | 1-1/2" X 2-21/32" | CCGD20PR |
| 2" | 15/16" | Light Plastic | 125 lbs. | 1-3/4" | 2-7/16" | EA | 1-7/8" X 2-9/16" | CCGD20PSB (w/Brake) |
| 2" | 15/16" | Non-Marking | 125 lbs. | Rigid | 2-7/16" | EA | 1-1/2" X 2-21/32" | CCGD20MRR |
| 2" | 15/16" | Non-Marking | 125 lbs. | 1-3/4" | 2-7/16" | EA | 1-7/8" X 2-9/16" | CCGD20MRS |
| 2" | 15/16" | Non-Marking | 125 lbs. | 1-3/4" | 2-7/16" | EA | 1-7/8" X 2-9/16" | CCGD20MRSB (w/Brake) |
| 2" | 15/16" | Light Plastic | 125 lbs. | 1-3/4" | 2-7/16" | EA | 1-7/8" X 2-9/16" | CCGD20PS |
| 2" | 15/16" | Hard Rubber | 125 lbs. | 1-3/4" | 3-1/4" | EA | 1-7/8" X 2-9/16" | CCGD20HRS |
| 2" | 15/16" | Hard Rubber | 125 lbs. | 1-3/4" | 3-1/4" | EA | 1-7/8" X 2-9/16" | CCGD20HRSB (w/Brake) |
| 2-1/2" | 1-1/8" | Hard Rubber | 200 lbs. | Rigid | 3-1/4" | EA | 2-1/4" X 4-7/16" | CCGD25HRR |
| 2-1/2" | 1-1/8" | Light Plastic | 175 lbs. | Rigid | 3-1/4" | EA | 2-1/4" X 4-7/16" | CCGD25PR |
| 2-1/2" | 1-1/8" | Light Plastic | 175 lbs. | 2-3/8" | 3-1/4" | EA | 2-3/4" X 3-27/32" | CCGD25PS |
| 2-1/2" | 1-1/8" | Light Plastic | 175 lbs. | 2-3/8" | 3-1/4" | EA | 2-3/4" X 3-27/32" | CCGD25PSB (w/Brake) |
| 2-1/2" | 1-1/8" | Non-Marking | 175 lbs. | Rigid | 3-1/4" | EA | 2-1/4" X 4-7/16" | CCGD25MRR |
| 2-1/2" | 1-1/8" | Non-Marking | 175 lbs. | 2-3/8" | 3-1/4" | EA | 2-3/4" X 3-27/32" | CCGD25MRS |
| 2-1/2" | 1-1/8" | Non-Marking | 175 lbs. | 2-3/8" | 3-1/4" | EA | 2-3/4" X 3-27/32" | CCGD25MRSB (w/Brake) |
| 2-1/2" | 1-1/8" | Hard Rubber | 200 lbs. | 2-3/8" | 3-1/4" | EA | 2-3/4" X 3-27/32" | CCGD25HRS |
| 2-1/2" | 1-1/8" | Hard Rubber | 200 lbs. | 2-3/8" | 3-1/4" | EA | 2-3/4" X 3-27/32" | CCGD25HRSB (w/Brake) |
| 3" | 1-1/4" | Hard Rubber | 220 lbs. | Rigid | 3-13/16" | EA | 2-1/2" X 4-7/8" | CCGD30HRR |
| 3" | 1-1/4" | Non-Marking | 225 lbs. | Rigid | 3-13/16" | EA | 2-1/2" X 4-7/8" | CCGD30MRR |
| 3" | 1-1/4" | Non-Marking | 225 lbs. | 2-7/16" | 3-13/16" | EA | 3-1/8" X 4-1/16" | CCGD30MRS |
| 3" | 1-1/4" | Non-Marking | 225 lbs. | 2-7/16" | 3-13/16" | EA | 3-1/8" X 4-1/16" | CCGD30MRSB (w/Brake) |
| 3" | 1-1/4" | Light Plastic | 220 lbs. | Rigid | 3-13/16" | EA | 2-1/2" X 4-7/8" | CCGD30PR |
| 3" | 1-1/4" | Light Plastic | 220 lbs. | 2-7/16" | 3-13/16" | EA | 3-1/8" X 4-1/16" | CCGD30PS |
| 3" | 1-1/4" | Light Plastic | 220 lbs. | 2-7/16" | 3-13/16" | EA | 3-1/8" X 4-1/16" | CCGD30PSB (w/Brake) |
| 3" | 1-1/4" | Hard Rubber | 220 lbs. | 2-7/16" | 3-13/16" | EA | 3-1/8" X 4-1/16" | CCGD30HRS |
| 3" | 1-1/4" | Hard Rubber | 220 lbs. | 2-7/16" | 3-13/16" | EA | 3-1/8" X 4-1/16" | CCGD30HRSB (w/Brake) |
| 4" | 1-1/4" | Hard Rubber | 300 lbs. | Rigid | 5" | EA | 2-3/4" X 6" | CCGD40HRR |
| 4" | 1-1/4" | Light Plastic | 210 lbs. | Rigid | 5" | EA | 2-3/4" X 6" | CCGD40PR |
| 4" | 1-1/4" | Hard Rubber | 300 lbs. | 3-1/4" | 5" | EA | 4" X 5-1/18" | CCGD40HRS |
| 4" | 1-1/4" | Light Plastic | 210 lbs. | 3-1/4" | 5" | EA | 4" X 5-1/18" | CCGD40PS |
| 4" | 1-1/4" | Hard Rubber | 300 lbs. | 3-1/4" | 5" | EA | 4" X 5-1/18" | CCGD40HRSB (w/Brake) |

C-LM Series




Light Medium Casters 175-320 lbs.

Light medium duty casters are available in hard rubber, non-marking, heavy duty plastic and polyurethane. Embossed steel yoke and zinc plated.

Tread Width: 1-1/4"

Application: Stock carts, racks, food service equipment.



| Wheel Size | Wheel Description | Load Capacity | Swivel Radius | Overall Height | Mounting | Mounting Plate Size | UM | Item # |
|------------|-----------------------------------|---------------|---------------|----------------|---------------|---------------------|----|------------------------|
| 3" | Rubber | 220 lbs. | 3" | 4-1/4" | Threaded Stem | 1/2"-13 x 1-1/2" | EA | CCLM3T3RS |
| 3" | Rubber | 220 lbs. | 3" | 4-1/4" | Threaded Stem | 1/2"-13 x 1-1/2" | EA | CCLM3T3RSB (w/ Brake) |
| 3-1/2" | Non-Marking | 220 lbs. | 3-1/16" | 4-11/16" | Plate | 2-3/8" x 3-5/8" | EA | CCLM35P1MS |
| 3-1/2" | Non-Marking | 220 lbs. | 3-1/16" | 4-11/16" | Plate | 2-3/8" x 3-5/8" | EA | CCLM35P1MSB (w/ Brake) |
| 4" | Non-Marking | 225 lbs. | Rigid | 5-1/8" | Plate | 2-3/8" x 3-5/8" | EA | CCLM4P1MR |
| 4" | Non-Marking | 225 lbs. | 3-1/2" | 5-1/8" | Plate | 2-3/8" x 3-5/8" | EA | CCLM4P1MS |
| 4" | Non-Marking | 225 lbs. | 3-1/2" | 5-1/8" | Plate | 2-3/8" x 3-5/8" | EA | CCLM4P1MSB (w/ Brake) |
| 4" | Blue Polyurethane | 275 lbs. | Rigid | 5-1/8" | Plate | 2-3/8" x 3-5/8" | EA | CCLM4P1PUR |
| 4" | Blue Polyurethane | 275 lbs. | 3-1/2" | 5-1/8" | Plate | 2-3/8" x 3-5/8" | EA | CCLM4P1PUS |
| 4" | Blue Polyurethane | 275 lbs. | 3-1/2" | 5-1/8" | Plate | 2-3/8" x 3-5/8" | EA | CCLM4P1PUSB (w/ Brake) |
| 4" | Rubber | 265 lbs. | Rigid | 5-1/8" | Plate | 2-3/8" x 3-5/8" | EA | CCLM4P1RR |
| 4" | Rubber | 265 lbs. | 3-1/2" | 5-1/8" | Plate | 2-3/8" x 3-5/8" | EA | CCLM4P1RS |
| 4" | Rubber | 265 lbs. | 3-1/2" | 5-1/8" | Plate | 2-3/8" x 3-5/8" | EA | CCLM4P1RSB (w/ Brake) |
| 5" | Gray Hub/Black Tread Polyurethane | 300 lbs. | 4" | 6-5/32" | Plate | 2-3/8" x 3-5/8" | EA | CCLM5P1PUS |
| 5" | Gray Hub/Black Tread Polyurethane | 300 lbs. | 4" | 6-5/32" | Plate | 2-3/8" x 3-5/8" | EA | CCLM5P1PUSB (w/ Brake) |

C-MHD Series



CCMHD4PNS

Medium Heavy Casters 350-900 lbs.

Medium Heavy Duty Casters with full roller bearing raceway with zerks. Zinc plated for corrosion resistance. Leg double welded for extra strength. Also available with stainless yoke (Special Order).

Tread Width: 2"

Application: Widely used for medium heavy duty platform trucks and large stock carts.

| Wheel Size | Wheel Description | Load Capacity | Swivel Radius | Overall Height | UM | Mounting Plate Size | Item # |
|------------|-------------------|---------------|---------------|----------------|----|---------------------|-----------|
| 4" | Phenolic | 700 lbs. | Rigid | 5-5/8" | EA | 3-15/16" X 4-1/2" | CCMHD4PNR |
| 4" | Phenolic | 700 lbs. | 3-3/16" | 5-5/8" | EA | 3-15/16" X 4-1/2" | CCMHD4PNS |
| 5" | Phenolic | 800 lbs. | Rigid | 6-1/2" | EA | 3-15/16" X 4-1/2" | CCMHD5PNR |
| 5" | Phenolic | 800 lbs. | 3-7/8" | 6-1/2" | EA | 3-15/16" X 4-1/2" | CCMHD5PNS |
| 5" | Moldon Rubber | 375 lbs. | Rigid | 6-1/2" | EA | 3-15/16" X 4-1/2" | CCMHD5MRR |
| 5" | Moldon Rubber | 375 lbs. | 3-7/8" | 6-1/2" | EA | 3-15/16" X 4-1/2" | CCMHD5MRS |
| 6" | Phenolic | 800 lbs. | Rigid | 7-1/2" | EA | 3-15/16" X 4-1/2" | CCMHD6PNR |
| 6" | Phenolic | 800 lbs. | 4-37/64" | 7-1/2" | EA | 3-15/16" X 4-1/2" | CCMHD6PNS |
| 8" | Phenolic | 900 lbs. | Rigid | 9-1/2" | EA | 3-15/16" X 4-1/2" | CCMHD8PNR |
| 8" | Phenolic | 900 lbs. | 6" | 9-1/2" | EA | 3-15/16" X 4-1/2" | CCMHD8PNS |

C-ML Series

Supreme Lock Casters 130-320 lbs.

Supreme lock casters are available in Soft Rubber, Hard Rubber, Hard Plastic, Polyurethane, Non-Marking, Steel and Phenolic. Graceful and neat view with total locking type.

Tread Width: 1-1/4"

Application: Hospital instrument, laboratory equipment, communication equipment.



**One Touch
Locking
Action!**

| Wheel Size | Wheel Description | Load Capacity | Swivel Radius | Overall Height | UM | Mounting Plate Size | Item # |
|------------|-------------------|---------------|---------------|----------------|----|---------------------|------------|
| 4" | Blue Polyurethane | 275 lbs. | 3-1/2" | 5-1/8" | EA | 2-3/8" X 3-5/8" | CCML4P1PUS |
| 4" | Black Soft Rubber | 165 lbs. | 3-1/2" | 5-1/8" | EA | 2-3/8" X 3-5/8" | CCML4P1RS |

Carpeted Dollies



1000 lb. Load Rating Dolly

Item #: CCDL-41931MS

- 19" x 31"
- Carpet covered
- 1000 lbs. load rating
- 4" Non-Marking Casters
- Ball bearing wheels for smooth rolling
- Wider frame for heavy duty



NEW!

700 lb. Load Rating Dolly

Item #: CCDL-31830

- 18" x 30"
- Carpet covered
- 700 lbs. load rating
- 3" Rubber Casters
- Double bearing raceway in the yoke
- Protective guard around bearings prevent debris buildup for longer life



**GREAT EVERYDAY
LOW PRICE!**

Shepherd® Hardware Products

General-Duty Casters

shepherd
HARDWARE PRODUCTS, INC.

Rubber Wheels: Medium soft rubber wheels provide quiet movement and maximum floor protection.

Polyolefin: Recommended where water and chemical resistance, and maximum mobility are primary considerations.

Finish: Both types feature a heavy Zinc plate for a lustrous appearance as well as corrosion resistance.



SD9481

| Wheel Size | Wheel Description | Load Capacity | Swivel Radius | Fastening | UM | Item # |
|------------|-------------------|---------------|---------------|-----------|----|--------|
| 2" | Soft Rubber | 125 lbs. | Rigid | Plate | EA | SD9481 |
| 2" | Mold-On Rubber | 125 lbs. | Rigid | Plate | EA | SD9396 |
| 2-1/2" | Soft Rubber | 175 lbs. | Rigid | Plate | EA | SD9482 |
| 2-1/2" | Mold-On Rubber | 175 lbs. | Rigid | Plate | EA | SD9397 |
| 3" | Soft Rubber | 210 lbs. | Rigid | Plate | EA | SD9483 |
| 4" | Soft Rubber | 255 lbs. | Rigid | Plate | EA | SD9484 |
| 4" | Mold-On Rubber | 255 lbs. | Rigid | Plate | EA | SD9399 |

Heavy Duty, Industrial Casters

Heavy Duty Casters have 2" wide phenolic treads which are impervious to water and chemicals. Metal parts are formed from 1/4" thick case hardened steel finished in heavy Zinc plate. All have Zerk fittings for easy lubrication and are NSF approved. Recommended for use in acid, heat, oil and water. Stocked in both rigid and swivel type.

Specifications: Mounting Plate Size - 4" x 4-1/2"

Packing: 4 per box. Available any quantity.



SD9771

SD9770

| Wheel Size | Wheel Description | Load Capacity | Swivel Radius | Fastening | UM | Item # |
|------------|-------------------|---------------|---------------|-----------|----|--------|
| 4" | Phenolic | 500 lbs. | Swivel | Plate | EA | SD9771 |
| 5" | Phenolic | 650 lbs. | Swivel | Plate | EA | SD9773 |
| 4" | Phenolic | 500 lbs. | Rigid | Plate | EA | SD9770 |
| 5" | Phenolic | 650 lbs. | Rigid | Plate | EA | SD9772 |
| 6" | Phenolic | 840 lbs. | Rigid | Plate | EA | SD9774 |

Shepherd® Hardware Products

Hooded Ball Casters Rubber Wheel

shepherd
HARDWARE PRODUCTS, INC.

Black solid rubber wheels roll effortlessly on both carpeted and hard floors. Double race ball bearing construction permits easy swiveling action. Recommended for medium weight furniture, small sofas and chairs, etc.

Specifications:

Plate Fastening: (1-5/8") 1-3/4" x 1-3/16" with 4 - #8 holes (2") 2" x 1-3/16" with 4 - #8 holes

Stem Fastening: 3/8" dia. Socket x 1-1/2" long

Packing: 24 each per box. Available any quantity.



SD9517

SD9514

| Wheel Size | Wheel Description | Load Capacity | Finish | Fastening | UM | Item # |
|------------|-------------------|---------------|--------|-----------|----|--------|
| 2" | Rubber | 80 lbs. | Brass | Plate | EA | SD9517 |
| 2" | Rubber | 80 lbs. | Chrome | Plate | EA | SD9721 |
| 1-5/8" | Rubber | 75 lbs. | Brass | Stem | EA | SD9514 |
| 2" | Rubber | 80 lbs. | Brass | Stem | EA | SD9516 |

Medium-Duty Casters

Industry standard for wood base office furniture. Double ball-bearing construction allows for instant swiveling. It has a black soft rubber wheel for smooth, silent operation on hard floors and chair mats.

Specifications:

Plate Fastening: 2" x 1-3/16" with 4 - #8 holes

Stem Fastening: 3/8" dia. Socket x 1-1/2" long

Finish: Copper Oxide with Black Wheel

Packing: 6 pair per box. Available any quantity of pairs.



SD9347

SD9348

| Wheel Size | Wheel Description | Load Capacity | Fastening | UM | Item # |
|------------|-------------------|---------------|-----------|----|--------|
| 1-5/8" | Soft Black Rubber | 70 lbs. | Plate | EA | SD9348 |
| 2" | Soft Black Rubber | 80 lbs. | Plate | EA | SD9346 |
| 1-5/8" | Soft Black Rubber | 70 lbs. | Stem | EA | SD9347 |
| 2" | Soft Black Rubber | 80 lbs. | Stem | EA | SD9345 |



909 Forest Edge Drive
Vernon Hills, IL 60061
1-800-BUY-BAER (289-2237)
Fax: 1-888-558-BAER

www.baersupply.com

Order Form

Sold to:

Account #: _____

Ship to: (if same as Sold to, check here) ☐

Check at least one:

- | | |
|--|--|
| <input type="checkbox"/> Regular order | <input type="checkbox"/> Special order |
| <input type="checkbox"/> Will call order | <input type="checkbox"/> Request for quote |
| <input type="checkbox"/> Next day air | <input type="checkbox"/> 2nd day air |

Credit Card information:

Name: _____



Expiration date:

Month: _____



Year: _____

Signature: _____

(Signatures required for all charge purchases)

Contact information:

Name: _____ **Phone #:** _____ **Fax #:** _____

Purchase Order #: _____

| Quantity | Item # | Unit of Measure (circle one) | Description (or other comments) |
|-----------|--------|---------------------------------|------------------------------------|
| 1. _____ | _____ | EA PR Set | _____ |
| 2. _____ | _____ | EA PR Set | _____ |
| 3. _____ | _____ | EA PR Set | _____ |
| 4. _____ | _____ | EA PR Set | _____ |
| 5. _____ | _____ | EA PR Set | _____ |
| 6. _____ | _____ | EA PR Set | _____ |
| 7. _____ | _____ | EA PR Set | _____ |
| 8. _____ | _____ | EA PR Set | _____ |
| 9. _____ | _____ | EA PR Set | _____ |
| 10. _____ | _____ | EA PR Set | _____ |
| 11. _____ | _____ | EA PR Set | _____ |
| 12. _____ | _____ | EA PR Set | _____ |
| 13. _____ | _____ | EA PR Set | _____ |
| 14. _____ | _____ | EA PR Set | _____ |
| 15. _____ | _____ | EA PR Set | _____ |
| 16. _____ | _____ | EA PR Set | _____ |
| 17. _____ | _____ | EA PR Set | _____ |
| 18. _____ | _____ | EA PR Set | _____ |

Sign up for Baer Supply Company email updates:

Everything you wanted to know about casters & more!

Shepherd® Hardware Products

Appliance Casters


shepherd
HARDWARE PRODUCTS, INC.

Appliance casters easily move refrigerators and other heavy appliances. Split 4 wheel design permits easier steering. Not recommended for use on cushioned vinyl floors.

Specifications: 5/16" x 18 thread, 3/4" long; 7/8 in. white dual wheels, zinc body

Height: Body - 1-1/4", Stud - 3/4"

Packing: 1 set of 4 each with jam nuts per card, 6 cards per box. Available any quantity of cards.



| Wheel Size | Wheel Description | Load Capacity | Finish | Fastener | UM | Item # |
|------------|-------------------|---------------|--------|---------------|----|--------|
| 7/8" | Dual | 250 lbs. | White | Threaded Stem | CD | SD9441 |

Shop Baer Supply Company


3 ways to place an order:

1. Shop online 24/7 at **www.baersupply.com**
2. **1-800-BUY-BAER (289-2237)** - Our friendly and knowledgeable Customer Service representatives are available to assist you.
3. Fax: **1-888-558-2237** - Fax your order using the enclosed order form.

www.baersupply.com



909 Forest Edge Drive • Vernon Hills, IL 60061
800-BUY-BAER (289-2237) • Fax: 888-558-2237
Source code: BP1338



One Stop. One Shop. For all your garage storage needs!

Garage Storage Solutions



HandiWall™ PVC Slatwall

HandiWall™ is the cellular PVC slatwall designed to store and organize your garage. Used as a complete wall or as a complement to your existing garage storage, HandiWall™ allows a flexible layout that easily adapts to your storage needs.

Keep the garage clean by hanging everything from power tools to rakes to cabinets on the HandiWall™ system. When it gets dirty, spray it down with a hose. HandiWall™ is impervious to water and the unique profile prevents water from pooling at the bottom of the slat.

HandiWall™ Technical and Quality Attributes:

- Fire tested by independent laboratory (ASTM E84 Test) ranks HandiWall™ in Grade A (index of 15) for flame spread
- 3" OC slats, 12 1/4" high (includes 1/4" for tongue and groove connection)

Product features:

- Manufactured in the USA of blended cellular PVC material, tested and listed with UL®
- Strong and durable
- Water and moisture resistant, easy to clean
- Smooth satin finish gives high-end aesthetic appeal
- Somewhat scratch resistant with normal use, surface scratches can be easily repaired and are less noticeable because the material color is throughout product
- Available in 8 and 4 foot lengths, custom lengths and colors available (call for quote)
- 4 panels per carton in 8' lengths, 8 panels per carton in 4' lengths - 32 feet per carton
- Material thickness: 11/16"
- Compatible with standard slatwall accessories
- HandiWall™ is available in 5 colors - white, taupe, gray, maple wood grain and black
- Color-coordinated installation screws and trim available
- Full boxes only



HandiSolutions™ Limited Warranty:

HandiSolutions™ warrants to the first end-user only that the enclosed product is free from material and workmanship defects under normal, household use at time of purchase and for a period of ten (10) years thereafter. The full HandiSolutions™ warranty is available at www.baersupply.com.



HandiWall™ 8'W X 12"H

Note: Full box quantity only

| Item # | Color | Box Qty |
|-----------|-------|---------|
| GCHSW2008 | Taupe | 4 EA |
| GCHSW1008 | White | 4 EA |
| GCHSW3008 | Gray | 4 EA |
| GCHSW4008 | Black | 4 EA |
| GCHSW5008 | Maple | 4 EA |

HandiWall™ 4'W X 12"H

Commonly used for smaller projects like laundry rooms or end caps for retail fixtures. Note: Full box quantity only

| Item # | Color | Box Qty |
|-----------|-------|---------|
| GCHSW1004 | White | 8 EA |
| GCHSW2004 | Taupe | 8 EA |
| GCHSW3004 | Gray | 8 EA |
| GCHSW5004 | Maple | 8 EA |

HandiWall™ 8'W X 6" H

Economical use of slatwall for small baskets, hooks, paper towel holder and tool holders. Not for use with larger accessories or shelves. Install side by side or strategically place where needed. Note: Full box quantity only. Handiwall 8'W X 6"H cannot be used in combination with slatwall. This is a stand alone product.


| Item # | Color | Box Qty |
|-----------|-------|---------|
| GCHSW3108 | Gray | 8 |
| GCHSW2108 | Taupe | 8 |

HandiWall™ Trim

Product features:

- Edge/U-Caps, J-Molding, Corner Molding, Division Molding and Baseboard Trim
- Made in the U.S.A.
- Available in white, taupe, gray, maple and black
- 4 pieces per box
- Available any quantity

| Item # | Color/Size |
|------------------------------|-----------------|
| LARGE J MOLDING | |
| GCHST5008L | Burgundy 120" |
| GCHST9008L | Maple Wood 120" |
| GCHST1008L | White 120" |
| GCHST2008L | Taupe 120" |
| GCHST3008L | Slate Gray 120" |
| GCHST4008L | Black 120" |
| WIDE CORNER MOLDING | |
| GCHST9008C | Maple 120" |
| GCHST1008C | White 120" |
| GCHST2008C | Taupe 120" |
| GCHST3008C | Slate Gray 120" |
| GCHST4008C | Black 120" |
| DIVISION MOLDING | |
| GCHST9008D | Maple 96" |
| GCHST9108D | Maple 120" |
| GCHST1008D | White 96" |
| GCHST1108D | White 120" |
| GCHST2008D | Taupe 96" |
| GCHST2108D | Taupe 120" |
| GCHST3008D | Slate Gray 96" |
| GCHST3108D | Slate Gray 120" |
| GCHST4008D | Black 96" |
| GCHST4108D | Black 120" |
| GCHST5108D | Burgundy 120" |
| J MOLDING | |
| GCHST9008J | Maple 96" |
| GCHST1008J | White 96" |
| GCHST2008J | Taupe 96" |
| GCHST3008J | Gray 96" |
| GCHST4008J | Black 96" |
| INSIDE/OUTSIDE CORNER | |
| GCHST9008M | Maple 96" |
| GCHST1008M | White 96" |
| GCHST2008M | Taupe 96" |
| GCHST3008M | Slate Gray 96" |
| GCHST4008M | Black 96" |



| Item # | Color/Size |
|--------------------------|-----------------------------|
| T-MOLDING | |
| GCHST9008T | Maple 120" |
| GCHST1008T | White 120" |
| GCHST2008T | Taupe 120" |
| GCHST3008T | Slate Gray 120" |
| INDENTED EDGE CAP | |
| GCHST9008E | Indented Edge Cap-Maple 96" |
| GCHST1008E | Indented Edge Cap-White 96" |
| GCHST2008E | Indented Edge Cap-Taupe 96" |
| GCHST3008E | Indented Edge Cap-Gray 96" |
| GCHST4008E | Indented Edge Cap-Black 96" |
| BASEBOARD TRIM | |
| GCHST4008B | Charcoal Black 120" |
| GCHST5008B | Burgundy 120" |

HandiWall™ Color Matched Screws

Box quantity: 1,000

| Item # | Color |
|--|-------|
| DRYWALL 1.625" FOR APPLICATIONS INTO STUDS | |
| GCHSWS100W | White |
| GCHSWS200T | Taupe |
| GCHSWS300G | Gray |
| GCHSWS500M | Maple |
| DRYWALL 2.5" FOR APPLICATIONS INTO 2 LAYERS OF DRYWALL & STUD | |
| GCHSWS225T | Taupe |
| GCHSWS525M | Maple |
| GCHSWS125W | White |
| GCHSWS325G | Gray |
| FLATHEAD TAPCON 3/16" X 1-3/4" FOR APPLICATIONS IN CINDER-BLOCK OR CONCRETE | |
| GCHSWS100WTC | White |
| GCHSWS200TTC | Taupe |
| GCHSWS300GTC | Gray |
| GCHSWS500MTC | Maple |

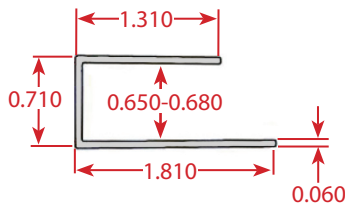
HandiWall™ Trim Specifications

Large J Molding 120.00"

This product is used to trim the edges of HandiWall when installed around doors, windows, etc. Offers an easier installation due to the large back wall of profile that can be easily attached with adhesive or screws.

Part Numbers:

HST1008L White
HST2008L Taupe
HST3008L Gray
HST4008L Black
HST9008L Maple
HST5008L Burgandy

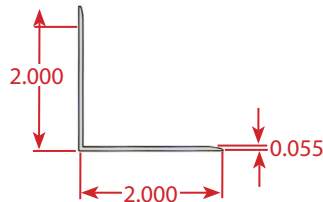


Wide Corner Molding 120.00"

This product is used to trim out ninety degree corners. This product can be affixed with adhesive or screws.

Part Numbers:

HST1008C White
HST2008C Taupe
HST3008C Gray
HST4008C Black
HST9008C Maple

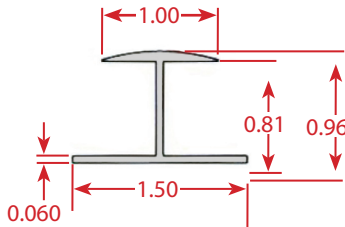


Division Molding 96.00" & 120.00"

This product is used to cover the seams of the HandiWall panels.

Part Numbers:

HST1008D White 96"
HST1108D White 120"
HST2008D Taupe 96"
HST2108D Taupe 120"
HST3008D Gray 96"
HST3108D Gray 120"
HST4008D Black 96"
HST4108D Black 120"
HST5108D Burgandy 120"
HST9008D Maple 96"
HST9108D Maple 120"

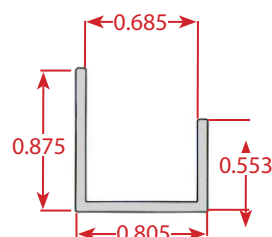


J Molding 96.00"

This product is used to trim the edges of HandiWall when installed around doors, windows, etc. This product can be used to frame HandiWall panels.

Part Numbers:

HST1008J White
HST2008J Taupe
HST3008J Gray
HST4008J Black
HST9008J Maple

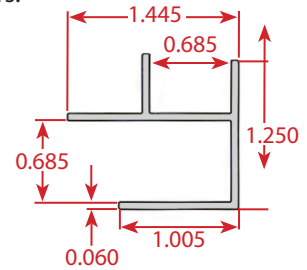


Inside/Outside Corner Molding 96.00"

This product is used to trim the inside and outside edge of ninety degree corners.

Part Numbers:

HST1008M White
HST2008M Taupe
HST3008M Gray
HST4008M Black
HST9008M Maple

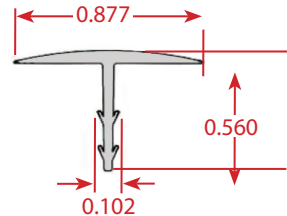


T Molding 120.00"

This product is used to cover the seams of the HandiWall panels.

Part Numbers:

HST1008T White
HST2008T Taupe
HST3008T Gray
HST9008T Maple

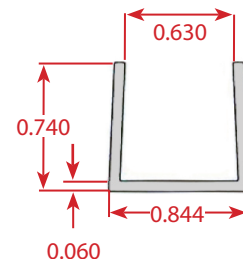


Indented Edge Cap 96.00"

This product is used to trim the edges of HandiWall when installed around doors, windows, etc. This product can be used to frame HandiWall panels.

Part Numbers:

HST1008E White
HST2008E Taupe
HST3008E Gray
HST4008E Black
HST9008E Maple

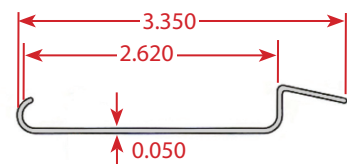


Baseboard Trim 120.00"

This product is used to add a color accent strip along the HandiWall as a baseboard or any where on the wall. Simply snaps into place.

Part Numbers:

HST1008B White
HST2008B Taupe
HST3008B Gray
HST4008B Black
HST5008B Burgandy
HST7008B Blue



HST8008B Beige
HST9008B Maple

HandiCabinet

HandiCabinet is an innovative, versatile line of modular cabinets designed for any home storage area from workshop, basement, garage and laundry room to craft room or utility space. Units are tough, constructed with 3/4" thermo fused melamine components. With the ultimate in flexibility, HandiCabinet modular cabinets can be configured to create the perfect storage solution. Leveling legs protect your belongings from the risk of water damage. HandiCabinet is affordable and guaranteed. Each cabinet has a Lifetime warranty against material defects and craftsmanship.

Tambour Door Cabinets

HandiSolutions™ tambour door cabinets deliver space savings convenience as the door slides into the cabinet as opposed to swing doors which require floor space just to open the door. Steel reinforced adjustable shelving combined with high impact resin construction provides strength and durability. Cabinets can be used on the floor or mounted to panel with the HandiSolutions™ wall mounting bracket kit.

Tall Cabinet



Base Cabinet



Tall & Base cabinets are stand alone or attach to HandiWall Panels.

Wall Cabinet



Weight capacity

| | |
|-----|----------|
| 24" | 100 lbs. |
| 36" | 150 lbs. |
| 69" | 200 lbs. |

| Item # | Description | Size |
|--|--|---------------------|
| GCHSSE012T | Wall, Taupe Frame & Lt.Beige Doors, | 40"W X 16"D X 36" H |
| GCHSSE005T | Base, Taupe Frame & Lt.Beige Doors, | 40"W X 16"D X 36"H |
| GCHSSE004T | Tall, Taupe Frame & Lt.Beige Doors, | 34"W X 16"D X 69"H |
| GCHSSE011G | Wall, Gray Frame & Lt.Gray Doors, | 34"W X 16"D X 24"H |
| GCHSSE008G | Base, Gray Frame & Lt.Gray Doors, | 34"W X 16"D X 24"H |
| GCHSSE009G | Tall, Gray Frame & Lt.Gray Doors, | 34"W X 16"D X 69"H |
| Cabinet Hanging Kit (sold separately) | | |
| GCHSBR30W | For HSSE012T, Taupe, Wall Cabinet | - |
| GCHSBR30B | For HSSE005T, Taupe, Base Cabinet | - |
| GCHSBR30T | For HSSE004T, Taupe, Tall Cabinet | - |
| GCHSBR18W | For HSSE011G, Gray, Wall Cabinet | - |
| GCHSBR18B | For HSSE009G, Gray, Base Cabinet | - |
| GCHSBR18T | Tall Tambour Cabinet Hanging Kit, Gray | - |

Zapet Swing Door Cabinets

These cabinets are steel reinforced in each shelf and the top and bottom panel. An economical way to provide storage flexibility while offering styling and high impact resin construction for strength. HandiSolutions™ provides a patented hanger system for attachment to the wall.

Tall Cabinet



Base Cabinet



Wall Cabinet



Weight capacity

| | |
|-----|--------------|
| 24" | 100 lbs. max |
| 36" | 150 lbs. max |
| 69" | 175 lbs. |



Built in hooks located under the handle for optional locking device.

- Zapet Swing Door Cabinets available in taupe frame with light beige doors or gray frame with light gray doors.
- Tall & base cabinets are stand alone or attach to HandiWall panels

| Item # | Description/Color | Size |
|--|--|--------------------|
| GCHSSERP033T | Wall, Taupe | 34"W X 16"D X 24"H |
| GCHSSERP034T | Base, Taupe | 34"W X 16"D X 36"H |
| GCHSSERP035T | Tall , Taupe | 34"W X 16"D X 69"H |
| GCHSSERP033G | Wall, Gray | 34"W X 16"D X 24"H |
| GCHSSERP034G | Base, Gray | 34"W X 16"D X 36"H |
| GCHSSERP035G | Tall , Gray | 34"W X 16"D X 69"H |
| Cabinet Hanging Kit (sold separately) | | |
| GCHSZBK | Zapet Swing Door Wall & Base Bracket Kit | - |
| GCHSZBKT | Zapet Swing Door Tall Bracket Kit | - |

HandiAccessories

Baskets

NOTE: WEIGHT CAPACITY PER BRACKET: 100 LBS.
Limited lifetime warranty.



GCHSB0812B



GCHSB1224B



GCHSB1218B



GCHSB0312B

| Item # | Description |
|------------|------------------|
| GCHSB0312B | 3" X 12" Basket |
| GCHSB0812B | 8" X 12" Basket |
| GCHSB1218B | 12" X 18" Basket |
| GCHSB1224B | 12" X 24" Basket |

HandiAccessories

Shelves

NOTE: WEIGHT CAPACITY PER BRACKET: 100 LBS.



| Item # | Description |
|------------|-----------------|
| GCHSS1424B | 14" X 24" Shelf |
| GCHSS1448B | 14" X 48" Shelf |

Ceiling Storage



- 45"x45"
- Easy to install in dry wall or directly to wood studs
- Telescoping adjustable heights from 16.5" to 27"
- Easy to attach shelving clips on- no screws or drilling
- Maximizes your garage with 31.6 cubic feet of additional storage space
- Powder coated all steel construction
- Hardware included
- Weight capacity: 250 lbs.

| Item # | Description |
|------------|---------------------------|
| GCHSCS4545 | 45" X 45" Ceiling Storage |

Shoe Rack

NOTE: WEIGHT CAPACITY PER BRACKET: 100 LBS.




| Item # | Description |
|------------|---------------------|
| GCHSS1324B | 13" X 24" Shoe Rack |

Garage Storage Solutions - One Stop. One Shop.

Hooks

NOTE: WEIGHT CAPACITY PER BRACKET: 100 LBS.

| | Item # | Description |
|-----------|------------|-------------------|
| E | GCHSHNHB | Notch Hook |
| D | GCHSHS01B | 1" Hook |
| C | GCHSHS04B | 4" Hook |
| B | GCHSHS06B | 6" Hook |
| Not Shown | GCHSHS08B | 8" Hook |
| A | GCHSS12SBB | 12" Shelf Bracket |



| Item # | Description |
|-----------|----------------|
| GCHSH04LB | 4" Loop Hook |
| GCHSH08LB | 8" Loop Hook |
| GCHSH04DB | 4" Double Hook |
| GCHSH08DB | 8" Double Hook |



| Item # | Description |
|-----------|---------------------|
| GCHSH06JB | 6" J Hook |
| GCHSH03SB | 3 Hook Tool Bar |
| GCHSSHKB | S Hook |
| GCHSDUHB | Double Utility Hook |

Work & Play

Hose Storage

Holds approximately 150' of 5/8" hose.

Enclosed storage for nozzles, etc.

Requires 2 clips for mounting.



20 lb. weight load

| Item # | Description |
|----------|-------------------------------|
| GCHSHHLD | Wall Mount Hose Holder, Taupe |
| GCHSSRB | Accessory Clip, 2 per bag |

Sports Racks



GCHSSR
12"D X 29"H X 33-1/2"W



GCHSGAHB



GCHSH05B



GCHSSR25
9-1/2"D X 9"H X 28-1/4"W

| Item # | Description |
|----------|--|
| GCHSGAHB | Golf Accessory Holder |
| GCHSH05B | 5" Bike Hook |
| GCHSTAH | Tennis Accessory Holder |
| GCHSFRH | Fishing Rod Holder |
| GCHSHBR | Horizontal Bike Rack |
| GCHSSR | Plastic Sports Rack-Taupe <i>Requires 2 clips</i> |
| GCHSSR25 | Sports Accessory Rack w/Basket, Metal |
| GCHSSAR | Sports Accessory Rack |
| GCHSSRB | Accessory Clip, 2 per bag |



GCHSSAR
12"D X 18-1/2"H X 27"W

Tool Holders & Bins

| Item # | Description | Price EA 1-5 | Price EA 5-23 | Price EA 24+ |
|----------|------------------|--------------|---------------|--------------|
| GCHSSDHB | Screwdriver Rack | \$9.32 | \$8.50 | \$7.30 |
| GCHSSTRB | Small Tool Rack | \$9.329 | \$8.50 | \$7.30 |




Magnetic Tool Holders

| Item # | Description | Price EA 1-4 | Price EA 5+ | Both 13" & 24" Magnetic Tool Bars require 2 clips |
|------------|---------------------------|---------------|------------------|---|
| GCHSH13THB | 13" Magnetic Tool Bar | \$21.93 | \$18.75 | |
| GCHSH24THB | 24" Magnetic Tool Bar | \$30.82 | \$26.67 | |
| Item # | Description | Price EA 1-99 | Price EA 100-299 | Price EA 300+ |
| GCHSSRB | Accessory Clip, 2 per bag | \$0.85 | \$0.78 | \$0.65 |




Individual Storage Bins

| Item # | Description | Price EA 1-11 | Price EA 12+ |
|----------|--------------------|---------------|--------------|
| GCHSPUB | Plastic Bin, Taupe | \$4.42 | \$3.83 |
| GCHSPUBG | Plastic Bin, Gray | \$4.42 | \$3.83 |
| Item # | Description | Price EA 1-5 | Price EA 6+ |
| GCHSPTHB | Paper Towel Holder | \$9.18 | \$8.30 |



Tilt Storage Bins

| Item # | Description | Price EA 1-11 | Price EA 12+ | Note: All Tilt Storage Bins require 2 clips |
|------------|---|---------------|------------------|---|
| GCHSB09TOB | 9 Tilt Bin Storage 2-1/2"D X 3-1/4"H X 23-1/2"W | \$12.80 | \$11.63 | |
| GCHSB06TOB | 6 Tilt Bin Storage 3-1/2"D X 4-1/2"H X 23-1/2"W | \$16.23 | \$14.97 | |
| Item # | Description | Price EA 1-5 | Price EA 6-11 | Price EA 12+ |
| GCHSB05TOB | 5 Tilt Bin Storage 5-1/4"D X 6-1/2"H X 23-1/2"W | \$34.52 | \$31.58 | \$29.28 |
| GCHSB04TOB | 4 Tilt Bin Storage 7"D X 8-1/4"H X 23-1/2"W | \$61.33 | \$56.11 | \$49.97 |
| Item # | Description | Price EA 1-99 | Price EA 100-299 | Price EA 300+ |
| GCHSSRB | Accessory Clip, 2 per bag | \$0.85 | \$0.78 | \$0.65 |



Workshop Storage Table



Work surface is made from Kydex, a highly scratch/dent resistant material.

Kit includes: 2-high quality folding legs w/adjuster, hinges, slatwall brackets and mounting hardware.

Note: Load capacity: 250 lbs.

Top dimensions: 23-1/2"W X 47"L X 1-1/8"H

| Item # | Description |
|------------|----------------------------|
| GCHSTT48 | 48" Work Bench Top |
| GCHSTT1000 | Leg Kit For 48" Work Bench |

Safety Items



- Fire Extinguisher - 5 lb. 3A40BC Multi Purpose Dry Chemical. Wall Mounting
- Convex Mirror - Provides up to 160 degree view. Requires clips for mounting
- Dome Mirror - Mounts on inside of garage wall. Helps eliminate bumping into walls and property
- First Aid Kit requires clips for mounting

| Item # | Description |
|----------------|--|
| GCHSFE5 | 5lb. 3A40BC Fire Extinguisher, use with 1 clip |
| GCHSCM1218 | 12" X 18" Rectangular Convex Mirror. use with 1 clip |
| GCHSCMPV18-180 | 18" 1/2 Dome Mirror |
| GCHSFA105 | 105 Piece First Aid Kit, use with 2 clips |
| GCHSSRB | Accessory Clip, |

HandiWall™ Starter Kit



8' Panel Kit

Each kit includes:

- 4 pcs. of Handiwall that covers a 48"x96" area
- 4 pcs. of color coded J molding for trimming the edges
- 100 pcs. of 1-5/8" color coded drywall screws
- 1 Basic Accessory Kit includes the following:
 - 1 each 24" Tool Bar
 - 2 each 4" Double Hook
 - 1 each 8" Double Hook
 - 1 each 4" Loop Hook
 - 1 each 6" J Hook
 - 1 each 8" Loop Hook
 - 1 each 8"x12" Basket
 - 1 each 12"x24" Basket
 - 3 each Notch Hooks
 - 3 each 1" Hooks
 - 6 each 4" Hooks
- Each kit is pre-packaged in a carton.

| Item # | Color |
|-------------|-------|
| GCHSBWK1008 | White |
| GCHSBWK2008 | Taupe |
| GCHSBWK3008 | Gray |
| GCHSBWK5008 | Maple |

Note: Truck shipment only.

4' Panel Kit

Each kit includes:

- 8 pcs. of Handiwall that covers a 48"x96" area
- 8 pcs. of color coded J molding for trimming the edges
- 100 pcs. of 1-5/8" color coded drywall screws
- 1 Basic Accessory Kit includes the following:
 - 1 each 24" Tool Bar
 - 2 each 4" Double Hook
 - 1 each 8" Double Hook
 - 1 each 4" Loop Hook
 - 1 each 6" J Hook
 - 1 each 8" Loop Hook
 - 1 each 8"x12" Basket
 - 1 each 12"x24" Basket
 - 3 each Notch Hooks
 - 3 each 1" Hooks
 - 6 each 4" Hooks
- Each kit is pre-packaged in a carton.

| Item # | Color |
|-------------|-------|
| GCHSBWK1004 | White |
| GCHSBWK2004 | Taupe |
| GCHSBWK3004 | Gray |
| GCHSBWK5004 | Maple |

Note: Can be shipped via UPS.

Sports Accessory Kit

**Each kit includes:**

- 1 each 6" J Hook
- 1 each 4" Double Hook
- 1 each 8" Double Hook
- 1 each Tennis Accessory Holder
- 1 each Plastic Sports Rack
- 1 each Horizontal Bike Rack
- 1 each 8"x12" Basket
- Includes 1 pair of mounting clips
- Each kit is pre-packaged in a carton

| Item # | Description |
|---------|----------------------|
| GCHSSPK | Sports Accessory Kit |

Golf Accessory Kit

**Each Kit Includes:**

- 1 each 14"x24" Shelf
- 1 each 4" Double Hook
- 1 each 8"x12" Basket
- 1 each 4" Hook
- 1 each Shoe Rack
- 1 each Golf Accessory Holder
- Each kit is pre-packaged in a carton

| Item # | Description |
|---------|--------------------|
| GCHSGAK | Golf Accessory Kit |

Workbench Accessory Kit



Each Kit Includes:

- 1 each 9 Tilt Bin Storage
- 1 each 6 Tilt Bin Storage
- 1 each Paper Towel Holder
- 1 each 13" Magnetic Tool Holder
- 1 each Screwdriver Rack
- 1 each 8"x12" Basket
- 3 each 4" Hook
- Includes 3 pairs of mounting clips
- Each kit is pre-packaged in a carton

| Item # | Description |
|---------|-------------------------|
| GCHSWBK | Workbench Accessory Kit |

Deluxe Accessory Kit



Each kit includes:

- 1 each 14"x24" Shelf
- 1 each 14"x48" Shelf
- 2 each 24" Tool Bar
- 4 each 4" Double Hook
- 3 each 8" Double Hook
- 1 each 4" Loop Hook
- 2 each 6" J Hook
- 2 each 8" Loop Hook
- 2 each 8"x12" Basket
- 1 each 12"x24" Basket
- 1 each 12"x18" Basket
- 2 each Shoe Rack
- 3 each Notch Hook
- 6 each 1" Hook
- 6 each 4" Hook
- 6 each 6" Hook
- 3 each 8" Hook
- Each kit is pre-packaged in a carton

| Item # | Description |
|---------|----------------------|
| GCHSDAK | Deluxe Accessory Kit |

Intermediate Accessory Kit



Each kit includes:

- 1 each 14"x24" Shelf
- 1 each 24" Tool Bar
- 4 each 4" Double Hook
- 2 each 8" Double Hook
- 1 each 4" Loop Hook
- 1 each 6" J Hook
- 2 each 8" Loop Hook
- 1 each 8"x12" Basket
- 1 each 12"x24" Basket
- 1 each 12"x18" Basket
- 1 each Shoe Rack
- 3 each Notch Hook
- 3 each 1" Hook
- 6 each 4" Hook
- 3 each 8" Hook
- Each kit is pre-packaged in a carton

| Item # | Description |
|--------|----------------------------|
| GCHSIK | Intermediate Accessory Kit |

Basic Accessory Kit



Each kit includes:

- 1 each 24" Tool Bar
- 2 each 4" Double Hook
- 1 each 8" Double Hook
- 1 each 4" Loop Hook
- 1 each 6" J Hook
- 1 each 8" Loop Hook
- 1 each 8"x12" Basket
- 1 each 12"x24" Basket
- 3 each Notch Hook
- 3 each 1" Hook
- 6 each 4" Hook
- Each kit is pre-packaged in a carton

| Item # | Description |
|---------|---------------------|
| GCHSBAK | Basic Accessory Kit |

Rock Solid Floors

NEW!

**REVOLUTIONARY 1 DAY
INSTALLATION!**

Rock Solid Floors - 3 Coat System

The world's first professional grade one day full chip 3 coat system. Most epoxy systems come standard with as little as one thin coat of product. With the UV stable polyurea top coat, your ROCK SOLID FLOOR will not yellow or fade over

time. NO SHORT CUTS HERE. Rock Solid's patent pending Rock Solid Floors™ fast cure true 3 coat system allowing all steps to be completed in just hours with 4 times the strength of epoxy.

Application for the Rock Solid Floors™ include:

- Garage floors
- Basements
- Warehouses
- Pharmaceutical floors
- Restrooms
- Animal kennels
- Automotive service areas
- Medical treatment facilities
- Retail areas
- Laboratories
- Patios and concrete bars
- Restaurants

NO HOT TIRE PICK-UP


You just spent your weekend applying an epoxy floor; you waited days to park on your new floor only to have the infamous "hot tire pick up". This is a very common problem with epoxy floors. The Rock Solid polyurea top coat forms a protective barrier that will keep your floor looking like the day you applied it for years to come.

Included in the Rock Solid Complete Kit:

- Instructional DVD
- Super Bond Primer- Part "A" and Part "B"
- Rock Solid Base Coat- Part "A" and Part "B"
- Rock Solid Polyurea Top Coat- Part "A" and Part "B"
- Primer/Base Color Tint
- Safe Etch Prep Solution
- Decorative Colored Chips (full chip kit only)
- Shoe Covers
- Plastic Paddle Mixer
- Floor Scraper (in full chip kit only)

Items you may want to purchase (at a local hardware store):

- Plastic buckets
- Bucket liners
- Plastic sheeting



Limited lifetime warranty.



Rock Solid Floors **NEW!**

Rock Solid Floor Finishing Systems Application Process:

IMPORTANT - PLEASE READ BEFORE YOU BEGIN: The Rock Solid Floor cannot be applied over a previously finished floor without the proper preparation as outlined in the complete installation guide provided with each RockSolid Floor Kit. To download the complete installation guide, please go to www.baersupply.com, click on the link located under *Product Reference Materials*.



Step 1

The process begins with cleaning the floor using a good quality degreaser such as our Rock Solid Cleaner. After thorough sweeping, the floor is etched using our RockSolid Safe Etch Solution. Note: Load capacity: 250 lbs.



Step 2

A primer coat is roll-applied to the concrete to provide excellent adhesion as well as a vapor barrier.



Step 3

A base coat is roll-applied.



Step 4

Decorative chip is broadcast into the base coat while wet and allowed to cure.



Step 5

After allowing the base coat to cure the floor is scraped in both directions to ensure a flat, uniform appearance. You can sweep up the chip scrapings and floor is vacuumed thoroughly before next step.



Step 6

The clear polyurea top coat is then roll-applied and allowed to cure to finish the installation.


Garage Storage Solutions - One Stop. One Shop.

Rock Solid Floors


NEW!

Rock Solid Floors - Color Options


Full Chip Kit




Gravel/Gray



Moto/Black




Denim/Gray



Saddle Tan/Beige



Domino/Gray



Terrazo/Beige




Autumn/Brown

Solid Color Kit - No chips included



Dark Gray



Beige




Black



Blue



Brown



Light Gray

| Item # | Color |
|----------------------|------------------|
| FULL CHIP KIT | |
| GCCF500-01 | Gravel/Gray |
| GCCF500-02 | Moto/Black |
| GCCF500-03 | Denim/Gray |
| GCCF500-04 | Saddle Tan/Beige |
| GCCF500-05 | Domino/Gray |
| GCCF500-06 | Terrazo/Beige |
| GCCF500-07 | Autumn/Brown |

| SOLID COLOR KIT - NO CHIPS INCLUDED | |
|--|------------|
| GCCS500-01 | Dark Gray |
| GCCS500-02 | Beige |
| GCCS500-03 | Black |
| GCCS500-04 | Blue |
| GCCS500-05 | Brown |
| GCCS500-06 | Light Gray |

| Item # | Description |
|-----------|---|
| GCRSCF-01 | Rock Solid Crack Filler, 1 Quart |
| GCRSCF-02 | Rock Solid Crack Filler, 2 Quarts |
| GCRSOC-01 | Rock Solid Oil Cleaner, Ready To Use, 1 Quart |
| GCRSOC-02 | Rock Solid Oil Cleaner Concentrate, 1 Gallon |

STANDARD KIT COVERAGE: 500 SQ. FEET

For additional coverage, extender packs are available special order. Please contact Customer Service at 800-BUY-BAER (289-2237) for more information.

Rock Solid Floors Limited Lifetime Material Warranty:

The materials are warranted for the lifetime of the original purchaser against any abnormal yellowing, fading or color change of the clear sealer due to the effects of UV sunlight or overhead lighting and for three (3) years after installation against failures to bond. More information regarding the Rock Solid Floors Limited Lifetime Material Warranty is available at www.baersupply.com.



Tools To Complete the Job

Stanley Stud Sensor 200

- Audible indicators alert you when studs and wires are detected
- LCD Screen with center find OnePass™ technology
- OnePass™ stud center detection, which enables you to locate the center
- Can read up to ¾" depths and has a live wire warning to enable you to avoid those areas when working on projects.

| Item # | Description |
|----------|-------------------------|
| ST77-720 | Stanley Stud Sensor 200 |



FatMax Chalk Reel 30m/100'

- Water-resistant, high-impact ABS case with rubber grips is durable and easy to hold
- Rewinds 3x faster – has a 3:1 gear ratio
- Chalk line has two times the tensile strength of traditional lines and lasts twice as long
- Convenient locking button holds string in place
- Holds up to a 4 oz. bottle of Stanley® Chalk

| Item # | Description |
|-----------|-------------------|
| ST47-681L | FatMax Chalk Reel |



FatMax 24" Non-Magnetic Level

- Built from a single piece of aluminum extrusion for increased durability and rugged use
- Features 2 block vials on each end to provide maximum accuracy
- A center MaxEdge™ vial enables users to scribe continuous lines with an improved view
- Dual bi-material hand grips for comfort
- Two shock absorbent end caps and non-marring side bumpers for durability

| Item # | Description |
|----------|-------------------------------|
| ST43-524 | FatMax 24" Non-Magnetic Level |



Tools To Complete the Job

10" Rubber Grip Hacksaw

- Rigid steel frame with molded cushion grip
- D-shape guard protects hands and knuckles
- Adjustable frame
- Blade length 254mm, 10"
- Throat depth 98mm, 3-7/8"

| Item # | Description |
|----------|-------------------------|
| ST15-265 | 10" Rubber Drip Hacksaw |



Stanley Hi-Vis Tapes

- Compact ergonomically designed case with soft rubber grip
- Durable, shock resistant case
- Heavy duty 3-rivet end hook

| Item # | Description |
|----------|--------------------------------|
| ST30-301 | Stanley Hi_Vis Tape 12' X 1/2" |
| ST30-304 | Stanley Hi-Vis Tape 16' X 3/4" |
| ST30-305 | Stanley Hi-Vis Tape 25' X 1" |



6" Classic 99 Retractable Utility Knife

- Button projects and retracts blade to 3 positions: full, half, and one-quarter out
- Lightweight aluminum handle is in two sections - provides blade storage
- Furnished with (3) ST11921 heavy duty blades
- Enamel finish
- Length: 6"

| Item # | Description |
|----------|---|
| ST10-099 | 6" Classic 99 Retractable Utility Knife |



Utility Knife Blades

| Item # | Description |
|-----------|--------------------------------|
| ST11-921A | 100 Count Utility Knife Blades |
| ST11-921 | 5/Card Utility Knife Blades |



Signature Plates



Put your signature on the job!

Custom logo plates that attach to basket and shelf accessories.
Contact us today for more information!

EXPAND YOUR BUSINESS with HandiSolutions™

HandiSolutions™ offers a complete line of garage storage systems to fit your customer's needs, all from a single source. This flexible product line includes: HandiWall panels, baskets, hooks, shelves, tilt bins, tool holders, folding work bench, tambour door cabinets, heavy duty cabinets, trim extrusions and mounting hardware, plus an extensive line of accessory items. Utilizing the HandiWall slatwall, this sturdy PVC system provides the ultimate garage storage solution delivery both beauty and convenience.



Bits, Blades & Cutters



FESTOOL



BOSCH



Amana Tool®
High Performance Cutting Tools



Table of Contents



BITS

| | |
|------------------------------|--------|
| CNC Router Bits..... | 4-5 |
| Straight/Mortising..... | 6-15 |
| Spiral..... | 16-18 |
| Edgeforming..... | 19-34 |
| Trimming/Cutout | 35-44 |
| Surface Forming..... | 45-48 |
| Cabinet/Joinery..... | 49-63 |
| Slotting/Cutting Arbors..... | 64-65 |
| Solid Surface..... | 66-77 |
| Routing Accessories..... | 78 |
| Replacement Parts..... | 79-80 |
| Technical Information..... | 81-82 |
| Boring & Drilling..... | 83-94 |
| Screwdriver Bits..... | 95-101 |



BLADES

| | |
|---------------------|---------|
| Saw Blades..... | 103-116 |
| Jig Saw Blades..... | 117-122 |



CUTTERS

| | |
|----------------------------------|---------|
| Shaper Cutters | 124-125 |
| Molding Cutters..... | 126-127 |
| Stile & Rail Cutters..... | 128-129 |
| Raised Panel Cutters..... | 129-130 |
| Insert Raised Panel Cutters..... | 130 |



CLEANING PRODUCTS

| | |
|------------------------|-----|
| Cleaning Products..... | 131 |
|------------------------|-----|

Bits

| | |
|------------------------------|--------|
| CNC Router Bits..... | 4-5 |
| Straight/Mortising..... | 6-15 |
| Spiral..... | 16-18 |
| Edgeforming..... | 19-34 |
| Trimming/Cut-out..... | 35-44 |
| Surface Forming..... | 45-48 |
| Cabinet/Joinery..... | 49-63 |
| Slotting/Cutting Arbors..... | 64-65 |
| Solid Surface..... | 66-77 |
| Routing Accessories..... | 78 |
| Replacement Parts..... | 79-80 |
| Technical Information..... | 81-82 |
| Boring & Drilling..... | 83-94 |
| Screwdriver Bits..... | 95-101 |



BITS, BLADES & CUTTERS

BITS - CNC



CNC

Compression Spiral Solid Carbide for MDF/Laminate 2 Flute



Solid carbide compression spiral bits are designed for CNC applications requiring high feed rates and a clean finish. Particularly suitable for double-sided melamine or laminated material. Choose either single flute for the highest possible feed rate or double flute for the best finish. Special unique carbide for longer lifetime in abrasive material.



| Item # | Cutting Area | Cutting Dimensions | Shank Size | Length |
|---------|--------------|--------------------|------------|--------|
| AA46170 | 1/4" | 7/8" | 1/4" | 2-1/2" |
| AA46174 | 3/8" | 1" | 1/2" | 3" |
| AA46188 | 1/2" | 1-1/4" | 1/2" | 3" |
| AA46190 | 1/2" | 1-5/8" | 1/2" | 3-1/2" |

Solid Carbide Spiral Roughing w/Chipbreaker - 3 Flute

Specially designed for high RPM/feed rate CNC routers. Unique chipbreaker design is available with up-cut or down-cut. Will leave a wavy, striated finish.




| Item # Up Cut | Item # Down Cut | Cuting Area Width | Cutting Dimensions | Shank Size | Length |
|------------------|--------------------|----------------------|-----------------------|---------------|--------|
| AA46126 | N/A | 1/2" | 2" | 1/2" | 4" |

Castle Machine Bits

Bits for Castle Machine TSM31/35.

| Item # | OD |
|----------|---|
| CECDB964 | 9/64" Castle Brad Point Drill Bit w/ 1/4" Shank |
| CECDB764 | 7/64" Castle Drill Bit w/ 1/4" Shank |
| CERM38 | 3/8" High Speed Steel Router Bit - Four Flute |
| CECUR38 | 3/8" Carbide Tip Bit - Two Flute |



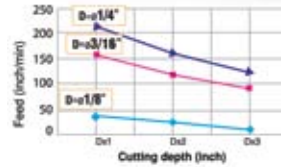
Solid Carbide Spiral Plastic 'O' Flute

The most popular plastic router bit design.

The plastic cutting spiral router bit was designed to eject chips Up or Down.

Fits most CNC machines .

Super clean cuts in: Acrylic, Nylon, ABS, PE, Acetal, PET, HDPE, UHMW, Polycarbonates, Polypropylene, Wood and Solid Surface.



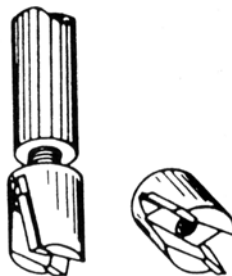
| Item # Up Cut | Item # Down Cut | Cutting Area Width | Cutting Dimensions | Shank Size | Length |
|------------------|--------------------|-----------------------|-----------------------|---------------|--------|
| AA51410 | AA51510 | 1/8" | 1/2" | 1/8" | 2" |
| AA51412 | AA51512 | 3/16" | 5/8" | 3/16" | 2" |
| AA51404 | AA51504 | 1/4" | 3/4" | 1/4" | 2" |

Quick Change Carbide Cutters

Her-Saf screw-on design allows the router bits to be changed quickly and easily. Just screw off one cutter and screw on another. The arbor acts as a positive stop, ensuring the same depth of cut when changing cutters. Most of the cutters have a reverse helix, or downward shear, for clean cuts. The open throat design cleans out the dado/groove as it is being cut. High grade micrograin carbide is used for extending the life of the cutter and expanding its uses. Her-Saf router bits are available in a wide array of sizes — undersize and oversize and in-between sizes. Her-Saf router bits are being put to work on CNC machines, door machines, hand held routers, panel routers, inverted routers, mortising machines, and the list continues to grow. Her-Saf router bits are being used to cut hardwoods, plastics, wood, solid surface materials, layered materials, special surfaced plywoods, processed wood materials, aluminum, and more.

Her-Saf

| Item # | Size |
|--------------------------------------|-----------------|
| Carbide Reverse Helix Cutters | |
| HS781 | 25/32" |
| HS515 | 1/2" + .015 |
| HS750 | 3/4" |
| HS500 | 1/2" |
| HS640 | 5/8" + .015 |
| HS765 | 3/4" + .015 |
| Arbor For Above | |
| HSAS50 | 1/2"D X 1-1/2"L |





STRAIGHT/ MORTISING BITS

AMAX Router Bits

- Extra strong, last extra long
- New generation of high wear outstanding carbide
- New superior geometric design
- New advanced automatic grinding technology that improves the carbides resistance to wear
- Superior clean cuts
- Cost effective



Straight Plunge Single Flute

In choosing a straight bit for any application, always select one with the shortest cutting edges and the shortest overall length that will reach the required cut depth. Excessive length intensifies deflection and vibration, which degrades cut quality and leads to tool breakage.

A single-flute bit should be used where cut speed is more important than cut finish. Making one cut per revolution is faster than making two or three. Improved chip clearance is possible with a single flute configuration. The result: fast cuts.



| Item # | Cutting Area Width | Cutting Dimensions | Shank Size | Length |
|----------------------------------|--------------------|--------------------|------------|--------|
| 1/4" Shank - Single Flute | | | | |
| AA45100 | 1/8" | 7/16" | 1/4" | 2" |
| AA45102 | 3/16" | 7/16" | 1/4" | 2" |
| AA45108 | 1/4" | 1" | 1/4" | 2-1/4" |



| Item # | Cutting Area Width | Cutting Dimensions | Shank Size | Length |
|----------------------------------|--------------------|--------------------|------------|--------|
| 1/2" Shank - Single Flute | | | | |
| AA45302 | 3/8" | 1" | 1/2" | 2-3/4" |
| AA45308 | 1/2" | 1-1/4" | 1/2" | 2-7/8" |
| AA45312 | 1/2" | 2" | 1/2" | 4-1/4" |
| AA45310 | 1/2" | 1-1/2" | 1/2" | 2-1/8" |



Straight Plunge 1/4" & 3/8" Shank - 2 Flute

Use a two-flute bit where fine finish is paramount. Two flutes balance the bit, eliminating vibration that degrades the cut finish. Two cuts per revolution yield a smooth surface, but feed rate is slightly reduced.



| Item # | Cutting Area Width | Cutting Dimensions | Shank Size | Length |
|-----------------------------|--------------------|--------------------|------------|--------|
| 1/4" Shank - 2 Flute | | | | |
| AA45190 | 1/16" | 3/16" | 1/4" | 1-5/8" |
| AA45192 | 3/32" | 1/4" | 1/4" | 1-3/4" |
| AA45200 | 1/8" | 7/16" | 1/4" | 2" |
| AA45201 | 5/32" | 7/16" | 1/4" | 2" |
| AA45202 | 3/16" | 7/16" | 1/4" | 2" |
| AA45203 | 15/64" | 3/4" | 1/4" | 2" |
| AA45204 | 1/4" | 1/2" | 1/4" | 2" |
| AA45208 | 1/4" | 3/4" | 1/4" | 2" |
| AA45210 | 1/4" | 1" | 1/4" | 2-1/4" |
| AA45211 | 1/4" | 1" | 1/4" | 2-7/8" |
| AA45212 | 9/32" | 1" | 1/4" | 2-1/4" |
| AA45214 | 5/16" | 1" | 1/4" | 2-1/4" |
| AA45218 | 3/8" | 1" | 1/4" | 2-1/4" |
| AA45220 | 3/8" | 1-1/4" | 1/4" | 2-1/2" |
| AA45222 | 7/16" | 1" | 1/4" | 2-1/8" |
| AA45223 | 15/32" | 3/4" | 1/4" | 2" |
| AA45226 | 1/2" | 1" | 1/4" | 2-1/8" |
| AA45227 | 9/16" | 3/4" | 1/4" | 2-1/8" |
| AA45228 | 5/8" | 3/4" | 1/4" | 2" |
| AA45230 | 3/4" | 3/4" | 1/4" | 2" |
| AA45232 | 13/16" | 3/4" | 1/4" | 2" |
| AA45234 | 7/8" | 3/4" | 1/4" | 2" |
| AA45236 | 1" | 3/4" | 1/4" | 2" |

| Item # | Cutting Area Width | Cutting Dimensions | Shank Size | Length |
|-----------------------------|--------------------|--------------------|------------|--------|
| 3/8" Shank - 2 Flute | | | | |
| AA45404 | 3/8" | 1-1/4" | 3/8" | 3-3/8" |
| AA45406 | 1/2" | 1" | 3/8" | 2-1/2" |



BITS, BLADES & CUTTERS

Straight Plunge 1/2" Shank - 2 Flute



| Item # | Cutting Area Width | Cutting Dimensions | Shank Size | Length |
|-----------------------------|--------------------|--------------------|------------|--------|
| 1/2" Shank - 2 Flute | | | | |
| AA45408 | 1/4" | 3/4" | 1/2" | 2-1/2" |
| AA45410 | 5/16" | 3/4" | 1/2" | 2-1/2" |
| AA45412 | 5/16" | 1" | 1/2" | 2-3/4" |
| AA45413 | 3/8" | 3/4" | 1/2" | 2-1/2" |
| AA45414 | 3/8" | 1" | 1/2" | 2-3/4" |
| AA45415 | 3/8" | 1-1/4" | 1/2" | 3" |
| AA45416 | 7/16" | 1-1/4" | 1/2" | 3" |
| AA45418 | 1/2" | 1" | 1/2" | 2-5/8" |
| AA45420 | 1/2" | 1-1/4" | 1/2" | 2-7/8" |
| AA45422 | 1/2" | 1-1/2" | 1/2" | 3-1/8" |
| AA45424 | 1/2" | 1-1/2" | 1/2" | 4-1/4" |
| AA45425 | 15/32" | 1-1/4" | 1/2" | 2-7/8" |
| AA45426 | 1/2" | 2" | 1/2" | 4-1/4" |
| AA45427 | 1/2" | 2-1/2" | 1/2" | 4-1/2" |
| AA45428 | 9/16" | 1-1/4" | 1/2" | 2-7/8" |
| AA45429 | 17/32" | 1-1/4" | 1/2" | 2-7/8" |
| AA45432 | 5/8" | 1-1/4" | 1/2" | 2-7/8" |
| AA45435 | 21/32" | 1-1/4" | 1/2" | 2-7/8" |
| AA45437 | 19/32" | 1-1/4" | 1/2" | 2-7/8" |
| AA45438 | 3/4" | 1" | 1/2" | 2-5/8" |
| AA45445 | 23/32" | 1-1/4" | 1/2" | 2-7/8" |
| AA45440 | 3/4" | 1-1/4" | 1/2" | 2-7/8" |
| AA45441 | 3/4" | 2" | 1/2" | 3-5/8" |
| AA45443 | 25/32" | 1-1/4" | 1/2" | 2-7/8" |
| AA45444 | 13/16" | 1-1/4" | 1/2" | 2-7/8" |
| AA45446 | 7/8" | 1-1/4" | 1/2" | 2-7/8" |
| AA45447 | 1" | 2" | 1/2" | 3-5/8" |
| AA45448 | 1" | 1-1/4" | 1/2" | 2-7/8" |
| AA45452 | 1-1/2" | 1-1/4" | 1/2" | 2-7/8" |



Undersized Plywood Dado 2 Flute Straight Plunge Fractional Sizes

Cut dadoes and grooves dimensioned perfectly for plywood, flakeboard and other sheet material for which standard size bits are too large.

| Item # | Cutting Area | Cutting Dimensions | Shank Size | Length |
|---------|--------------|--------------------|------------|--------|
| AA45445 | 23/32" | 1-1/4" | 1/2" | 2-7/8" |



Production Plunge w/10° Hook 1/4" and 1/2" Shank 2 Flute

These plunge bits are specifically designed for high production operations, where long tool life is the primary concern. The higher hook angle produces a more aggressive cutting action in dense and abrasive materials, including solid wood, MDF, plywood, acrylics (Plexiglas®) and other difficult to machine materials. The result is a faster feed rate without significant compromise of cut quality.

| Item # | Cutting Area | Cutting Dimensions | Shank Size | Length |
|---------|--------------|--------------------|------------|--------|
| AA43200 | 1/8" | 7/16" | 1/4" | 2" |
| AA43210 | 1/4" | 1" | 1/4" | 2" |
| AA43418 | 1/2" | 1" | 1/2" | 2-1/4" |
| AA43422 | 1/2" | 1-1/2" | 1/2" | 3-1/8" |
| AA43426 | 1/2" | 2" | 1/2" | 4-1/4" |



Production Shear Bits Straight Plunge 3° Down Shear 2 Flute

These plunge bits are specifically designed for high production operations. The higher hook angle produces a more aggressive cutting action in dense and abrasive materials, including solid wood, MDF, plywood, acrylics (Plexiglas®) and other difficult to machine materials.

| Item # | Cutting Area Width | Cutting Dimensions | Shank Size | Length |
|-----------|--------------------|--------------------|------------|--------|
| AA45414PS | 3/8" | 1" | 1/2" | 2-3/4" |
| AA45420PS | 1/2" | 1-1/4" | 1/2" | 2-7/8" |
| AA45422PS | 1/2" | 1-1/2" | 1/2" | 3-1/8" |
| AA45426PS | 1/2" | 2" | 1/2" | 4-1/4" |



BITS, BLADES & CUTTERS

Solid Carbide Straight Plunge - 2 Flute

For high volume, high speed cutting in dense natural woods and abrasive wood composites, use solid carbide bits. Solid carbide dissipates heat more uniformly, extending tool life. Single flute bits cut faster, with better chip clearance. Two-flute bits cut more slowly, but leave a smooth finish.

| Item # | Cutting Area | Cutting Dimensions | Shank Size | Length |
|---------|--------------|--------------------|------------|--------|
| AA43804 | 3/16" | 7/16" | 1/4" | 2" |
| AA43828 | 1/4" | 1" | 1/4" | 2-7/8" |



Compression Solid Carbide for Mortising Work - 2 Flute

These tools have a much shorter up-cut section than the standard compression tools. They are ideal for mortising, grooving and dado.

| Item # | Cutting Area Width | Cutting Dimensions | Shank Size | Length |
|---------|--------------------|--------------------|------------|--------|
| AA46354 | 1/2" | 1-1/4" | 1/2" | 3" |



Stagger Tooth Plunge Cutting 2 Blade Stagger

Two cutting edges spaced 180 degrees apart, each half the length of its flute. One extends from the tip to the middle of the flute, the other from the middle to end. The configuration combines the cutting speed and chip clearance of a single-flute bit with the finish of a double-flute bit. Excellent bit for cutting dense or abrasive man-made materials and panel goods.


| Item # | Cutting Area Width | Cutting Dimensions | Shank Size | Length |
|---------|--------------------|--------------------|------------|--------|
| AA51306 | 1/2" | 1-3/4" | 1/2" | 3-1/8" |
| AA51308 | 1/2" | 2" | 1/2" | 4-1/4" |
| AA51310 | 1/2" | 2-1/4" | 1/2" | 4-1/2" |



Panel Pilot Single Flute

Application: Designed for the mobile home and R.V. industries, for fast cut out work.

| Item # Up Cut | Item # Down Cut | Cutting Area Width | Cutting Dimensions | Shank Size |
|---------------|-----------------|--------------------|--------------------|------------|
| AA45506 | 1/4" | 3/4" | 1/4" | 2-1/2" |
| AA45508 | 3/8" | 1" | 3/8" | 3" |
| AA45510 | 1/2" | 1-3/16" | 1/2" | 3-5/8" |



Mortising - 2 Flute

For cutting shallow mortises for hinges and locksets. Produces clean cut, crisp edges.

| Item # | Cutting Area Width | Cutting Dimensions | Shank Size | Length |
|---------|--------------------|--------------------|------------|--------|
| AA45500 | 1/2" | 3/4" | 1/4" | 2" |
| AA45502 | 5/8" | 3/4" | 1/4" | 2" |
| AA45504 | 3/4" | 3/4" | 1/4" | 2" |
| AA45505 | 1-1/4" | 3/4" | 1/2" | 2-1/8" |



Mortising Down Shear Design - 2 Flute

For cutting shallow mortises for hinges and locksets. Produces clean cut, crisp edges.

| Item # | Cutting Area Width | Cutting Dimensions | Shank Size | Length |
|---------|--------------------|--------------------|------------|--------|
| AA45580 | 1-1/4" | 1/2" | 1/4" | 2" |



Mortising Bit for Bottom Cleaning Up-Shear Design 2 Flute

This Mortise bit is intended for broad, very shallow cuts, where an exceptional finish is desired. Use it to clean up previously cut dadoes and grooves, or for surfacing cuts. The up-shear configuration improves chip removal, while the cutting-edge orientation produces a smooth surface.

| Item # | Cutting Area Width | Cutting Dimensions | Shank Size | Length |
|---------|--------------------|--------------------|------------|--------|
| AA45562 | 3/4" | 7/16" | 1/2" | 2-1/2" |
| AA45564 | 1" | 7/16" | 1/2" | 2-1/2" |
| AA45566 | 1-1/2" | 5/8" | 1/2" | 2-3/4" |



Flush Trim Plunge Template w/Upper Ball Bearing 2 Flute

This bit is essentially a plunge-cutting straight with a shank-mounted ball-bearing pilot. It is a versatile bit, useful for template/pattern routing of parts, joints, and internal cuts, and can be used in handheld and table-mounted routers. The template is attached to the workpiece, and the pilot bearing rides along its edge as the cutting edges rout the workpiece, forming an exact duplicate of the template. With a handheld router, the pattern is on top of the work; with a table-mounted router, the pattern is underneath the work.

| Item # | Cutting Area Width | Cutting Dimensions | Shank Size | Length |
|---------|--------------------|--------------------|------------|--------|
| AA45460 | 1/2" | 1" | 1/4" | 2-1/2" |
| AA45461 | 1/2" | 1-1/4" | 1/4" | 2-3/4" |
| AA45462 | 5/8" | 1" | 1/4" | 2-3/4" |
| AA45466 | 1" | 1" | 3/8" | 2-1/7" |
| AA45463 | 3/4" | 1" | 1/2" | 3" |
| AA45464 | 3/4" | 2" | 1/2" | 4" |
| AA45465 | 3/4" | 1-3/4" | 1/2" | 3-3/4" |
| AA45467 | 1" | 1-3/4" | 1/2" | 3-3/4" |
| AA45468 | 1-1/8" | 1-1/2" | 1/2" | 3-1/2" |



BITS, BLADES & CUTTERS

Dado Clean-Out 2 Flute

Bits designed with a 1/4" cutting edge for dado clean-out.
Also used in hardwood and flooring medallions.

| Item # | Cutting Area Width | Cutting Dimensions | Shank Size | Length |
|----------|--------------------|--------------------|------------|--------|
| AA45460S | 1/2" | 1/4" | 1/4" | 1-5/8" |



Flush Trim w/Ball Bearing Guide 2 & 3 Flute

Use any of the flush trimming bits below for laminate work or for template and pattern work. For template application, the bearing follows the template, while the cutting edges trim the workpiece. With the router handheld, the template is on the bottom of the work. With a table-mounted router, the template is on top. A two-flute bit is a good general-purpose choice, providing fast cuts and good finishes. Excellent for template work.

| Item # | Cutting Area Width | Cutting Dimensions | Shank Size | Length |
|----------------|--------------------|--------------------|------------|--------|
| 2 Flute | | | | |
| AA47090 | 1/4" | 1/2" | 1/4" | 2-1/4" |
| AA47092 | 1/4" | 1" | 1/4" | 2-1/2" |
| AA47102 | 3/8" | 1/2" | 1/4" | 2-1/8" |
| AA47100 | 3/8" | 1" | 1/4" | 2-5/8" |
| AA47104 | 1/2" | 1" | 1/4" | 2-5/8" |
| AA47106 | 1/2" | 1/2" | 1/4" | 2-1/4" |
| AA47108 | 1/2" | 1" | 1/2" | 3-1/4" |
| AA47110 | 1/2" | 1/2" | 1/2" | 2-3/4" |
| 3 Flute | | | | |
| AA47114 | 1/2" | 1" | 1/4" | 2-5/8" |
| AA47116 | 1/2" | 1/2" | 1/4" | 2" |
| AA47118 | 1/2" | 1" | 1/2" | 3-1/4" |



No-File™ w/Ball Bearing Guide 2 Flute

Eliminate the time-consuming hand-filing that normally follows each trimming cut on a laminate job. Our patented "No-File™" bit "breaks" the sharp edge as it trims the laminate flush.

| Item # | Cutting Area Width | Cutting Dimensions | Shank Size | Length |
|---------|--------------------|--------------------|------------|--------|
| AA47150 | 1/2" | 3/8" | 1/4" | 1-7/8" |
| AA47152 | 1/2" | 3/8" | 1/2" | 2-1/8" |
| AA47154 | 1/2" | 3/8" | 1/4" | 1-7/8" |



Carbide Tipped Hinge Mortising Bits

Provides a smooth finish cut that is ideal for surfacing operations.

| Item # | Overall Diameter | Cutting Edge Length | Shank Diameter | Overall Length |
|----------|------------------|---------------------|----------------|----------------|
| BL85249M | 1/2" | 3/4" | 1/4" | 2" |
| BL85248M | 3/4" | 3/4" | 1/4" | 2" |
| BL85238M | 1-1/4" | 35/64" | N/A | N/A |

BOSCH



Carbide Tipped Stair Routing

Micro grain bit cuts a dovetail-like joint for cutting stair stringers.

| Item # | Overall Dia. | Cutting Edge Length | Shank Dia. | Overall Length | Angle |
|----------|--------------|---------------------|------------|----------------|-------|
| BL85413M | 7/8 " | 7/8" | 1/2 " | 2-1/2" | 3° |



Solid Carbide Double Flute Straight

Micro grain bits that provide exceptional smoothness of cut and balanced cutting with minimal vibration. Positive hook angles cut efficiently, and specially designed tips allow for fast plunge cutting. Strong webbing and heavy cutter backing provide superior bit life.

| Item # | Overall Diameter | Cutting Edge Length | Shank Diameter | Overall Length |
|----------|------------------|---------------------|----------------|----------------|
| BL85213M | 1/8" | 7/16" | 1/4" | 2" |
| BL85214M | 3/16" | 7/16" | 1/4" | 2" |



BITS, BLADES & CUTTERS

Solid Carbide Double Flute Straight

Micro grain bits provide exceptional smoothness of cut and balanced cutting with minimal vibration.

| Item # | Overall Diameter | Cutting Edge Length | Shank Diameter | Overall Length |
|----------|------------------|---------------------|----------------|----------------|
| BL85221M | 1/4" | 3/4" | 1/4" | 2" |
| BL85250M | 1/4" | 7/8" | 1/4" | 2-1/8" |
| BL85460M | 1/4" | 3/4" | 1/2" | 2-1/2" |
| BL85613M | 1/4" | 1" | 1/4" | 2-1/4" |
| BL85459M | 1/4" | 1" | 1/4" | 2-7/8" |
| BL85224M | 15/16" | 1" | 1/4" | 2-1/4" |
| BL85223M | 9/32" | 1" | 1/4" | 2-1/4" |
| BL85225M | 3/8" | 1" | 1/4" | 2-1/4" |
| BL85241M | 3/8" | 1" | 1/2" | 2-3/4" |
| BL85226M | 7/16" | 1" | 1/4" | 2-1/8" |
| BL85227M | 1/2" | 1" | 1/4" | 2-1/8" |
| BL85427M | 1/2" | 1" | 1/2" | 2-5/8" |
| BL85242M | 1/2" | 1-1/2" | 1/2" | 3-1/8" |
| BL85251M | 1/2" | 2" | 1/2" | 4-1/4" |
| BL85252M | 1/2" | 2-1/2" | 1/2" | 4-1/2" |
| BL85230M | 5/8" | 3/4" | 1/4" | 2" |
| BL85454M | 5/8" | 1-1/4" | 1/2" | 2-7/8" |
| BL85232 | 3/4" | 3/4" | 1/4" | 2" |
| BL85265M | 3/4" | 1-1/4" | 1/2" | 2-7/8" |
| BL85262M | 13/16" | 3/4" | 1/4" | 2" |
| BL85243M | 1" | 1-1/4" | 1/2" | 2-7/8" |

BOSCH



High Speed Steel Double Flute Straight

Provide smooth and balanced cutting with minimal vibration. Positive hook angles cut efficiently while specially designed tips provide fast plunge cutting. Strong webbing and heavy cutter backing extend bit life.

| Item # | Overall Diameter | Cutting Edge Length | Shank Diameter | Overall Length |
|---------|------------------|---------------------|----------------|----------------|
| BL85096 | 1/4" | 3/4" | 1/4" | 2" |
| BL85180 | 1/4" | 1-1/8" | 1/4" | 2-3/8" |



Carbide Tipped Single Flute Straight

Micro grain bits designed for roughing operations where high production feed rates are essential. Optimum chip clearance and specially designed tips allows for fast plunge cutting.

| Item # | A. Overall Diameter | B. Cutting Edge Length | C. Shank Diameter | D. Overall Length |
|----------|---------------------------|------------------------------|-------------------------|-------------------------|
| BL85279M | 3/16" | 7/16" | 1/4" | 2" |
| BL85410M | 1/4" | 1" | 1/4" | 2-1/4" |
| BL85411M | 5/16" | 1" | 1/4" | 2-1/4" |
| BL85409M | 3/8" | 1" | 1/2" | 2-3/4" |
| BL85425M | 1/2" | 3/4" | 1/2" | 2-3/8" |
| BL85426M | 1/2" | 1-1/4" | 1/2" | 2-7/8" |
| BL85264M | 1/2" | 2" | 1/2" | 4-1/4" |

BOSCH



High Speed Steel Single Flute Straight

Designed for roughing operations where high production feed rates are essential. Optimum chip clearance and specially designed tip allows for fast plunge cutting.

| Item # | A. Overall Diameter | B. Cutting Edge Length | C. Shank Diameter | D. Overall Length |
|---------|---------------------------|------------------------------|-------------------------|-------------------------|
| BL85152 | 1/8" | 5/8" | 1/4" | 1-31/32" |
| BL85154 | 1/4" | 1" | 1/4" | 2-1/4" |



Staggertooth

Micro grain bits with staggered cutting flutes give 2-flute balance with single flute chip clearance for fast plunge cutting.

| Item # | A. Overall Diameter | B. Cutting Edge Length | C. Shank Diameter | D. Overall Length |
|----------|---------------------------|------------------------------|-------------------------|-------------------------|
| BL85278M | 1/2" | 2-1/4" | 1/2" | 4-1/2" |
| BL85202M | 1/2" | 1-1/2" | 1/2" | 3-1/8" |






SPIRAL BITS

Spiral Flute Plunge Solid Carbide - 2 Flute

Spiral-flute bits combine a shearing action in cutting with an augering action in chip clearance. The "up-cut" shears from the bottom up, pulling chips from the bottom up, thus allowing deeper penetration with less stress on the tool. An excellent choice for mortising.



| Item # Upcut | Item # Downcut | Cutting Area Width | Cutting Dimensions | Shank Size | Length |
|-----------------|-------------------|-----------------------|-----------------------|---------------|--------|
| AA46100 | AA46200 | 1/8" | 1/2" | 1/4" | 2" |
| AA46101 | AA46201 | 3/16" | 3/4" | 1/4" | 2" |
| AA46102 | AA46202 | 1/4" | 3/4" | 1/4" | 2-1/2" |
| AA46316 | N/A | 1/4" | 1-1/8" | 1/4" | 3" |
| N/A | AA46219 | 5/16" | 1-1/8" | 1/2" | 3" |
| AA46318 | AA46418 | 5/16" | 1-1/8" | 1/2" | 3" |
| AA46104 | N/A | 3/8" | 1-1/4" | 1/2" | 3" |
| AA46106 | AA46206 | 1/2" | 1-1/4" | 1/2" | 3" |
| AA46107 | AA46207 | 1/2" | 1-5/8" | 1/2" | 3-1/2" |



Spiral Flute Plunge Solid Carbide - 3 Flute

New 3 flute design for very high quality finish. Up-cut or down-cut spiral.

| Item # Up Cut | Item # Down Cut | Cuting Area Width | Cutting Dimensions | Shank Size | Length |
|------------------|--------------------|----------------------|-----------------------|---------------|--------|
| AA46114 | N/A | 3/8" | 1-1/4" | 1/2" | 3" |
| AA46116 | AA46216 | 1/2" | 1-1/2" | 1/2" | 3-1/2" |
| N/A | AA46218 | 1/2" | 2" | 1/2" | 4" |



Solid Carbide Double Flute Compression Up/Down Spirals

Ideal for general use with difficult-to-route materials. Specific bits router rigid hard plastics, double-sided plywood and melamine.

| Item # | Overall Diameter | Cutting Edge Length | Shank Diameter | Overall Length |
|----------|------------------|---------------------|----------------|----------------|
| BL86026M | 1/4" | 7/8" | 1/4" | 2-1/2" |

BOSCH



Solid Carbide Double Flute Downcut Spirals

Ideal for general use with difficult-to-route materials. Specific bits router rigid hard plastics, double-sided plywood and melamine.


| Item # | Overall Diameter | Cutting Edge Length | Shank Diameter | Overall Length |
|----------|------------------|---------------------|----------------|----------------|
| BL85943M | 5/16" | 1" | 1/2" | 3" |



Solid Carbide Double Flute Extra-long Spirals

Ideal for use when chip removal needs to be pushed down and away from the router motor. Excellent for template cutting when downward pressure is advantageous.

| Item # | Overall Diameter | Cutting Edge Length | Shank Diameter | Overall Length | Spiral |
|----------|------------------|---------------------|----------------|----------------|--------|
| BL85922M | 1/2" | 1-5/8" | 1/2" | 3-1/2" | Up |



BITS, BLADES & CUTTERS

Plastic Cutting Solid Carbide 'O' Flute - Double Flute

Solid carbide tools with unique circular "O" flute design to eject chips easily.



| Item # | Cutting Area Width | Cutting Dimensions | Shank Size | Length |
|---------|--------------------|--------------------|------------|--------|
| AA43600 | 1/8" | 1/2" | 1/4" | 2" |




Solid Carbide Double Flute Down Spirals

For use when material needs to be pushed away from the router motor. Excellent bits for template cutting when downward pressure is advantageous.

BOSCH


| Item # | Overall Diameter | Cutting Edge Length | Shank Diameter | Overall Length |
|----------|------------------|---------------------|----------------|----------------|
| BL85900M | 1/8" | 1/2" | 1/4" | 2" |
| BL85903M | 1/4" | 1" | 1/4" | 2-1/2" |
| BL85918M | 1/2" | 1-5/8" | 1/2" | 3-1/2" |



Solid Carbide Double Flute Up Spirals

For use when material needs to be pulled in an upward motion toward the router motor, improving chip removal. Excellent when dust collection is required.

| Item # | Overall Diameter | Cutting Edge Length | Shank Diameter | Overall Length |
|----------|------------------|---------------------|----------------|----------------|
| BL85908M | 1/8" | 1/2" | 1/4" | 2" |
| BL85909M | 3/16" | 3/4" | 1/4" | 2" |
| BL85911M | 1/4" | 1" | 1/4" | 2-1/2" |
| BL85913M | 3/8" | 1-1/4" | 1/2" | 3" |
| BL85914M | 1/2" | 1-1/4" | 1/2" | 3" |
| BL85917M | 1/2" | 1-5/8" | 1/2" | 3-1/2" |



PLASTIC CUTTING BIT

Solid Carbide Double Flute Acrylic Bit

Micro grain bit for cutting single or multiple layers of acrylics and similar plastics. Unique bit geometry produces an improved finish, reduces heat buildup and prevents welding in the cut.

| Item # | Overall Diameter | Cutting Edge Length | Shank Diameter | Overall Length |
|----------|------------------|---------------------|----------------|----------------|
| BL85611M | 1/4" | 1" | 1/4" | 2-1/2" |





EDGE FORMING BITS

Round Over Groove - 2 Flute

Rout decorative grooves on solid wood or MDF panels and surfaces with a handheld or CNC router. Form edges with a hand router equipped with an edge guide, or on a router table.



| Item # | Cutting Area Width | Cutting Dimensions | Shank Size | Length |
|---------|--------------------|--------------------|------------|--------|
| AA49700 | 3/4" | 1/2" | 1/2" | 2" |
| AA49708 | 1-3/4" | 1-1/4" | 1/2" | 2-3/4" |



Beading Groove - 2 Flute

Quarter-round profiles are formed by this bit as it grooves, one on each side of a flat. The scale and depth of the beading profile distinguishes it from the round over above.

| Item # | Cutting Area Width | Cutting Dimensions | Shank Size | Length |
|---------|--------------------|--------------------|------------|---------|
| AA56170 | 1/2" | 3/8" | 1/4" | 1-7/8" |
| AA56174 | 7/8" | 15/32" | 1/4" | 2-3/16" |



Ogee Groove - 2 Flute

Rout a flat-bottom groove with ogee shoulders. Decorate any solid wood surface using a handheld or CNC router. Forms a flat-bottom groove with a reverse ogee and step profile for the shoulders.

| Item # | Cutting Area Width | Cutting Dimensions | Shank Size | Length |
|---------|--------------------|--------------------|------------|--------|
| AA56200 | 13/16" | 17/32" | 1/4" | 1-3/4" |
| AA56210 | 1-3/16" | 19/32" | 1/2" | 1-7/8" |



BITS, BLADES & CUTTERS

Chamfer w/Ball Bearing Guide 2 Flute

Chamfer or bevel edges for decorative effect or to form edge miter joints. Produce crisp, uniform edges at accurate angles to make 4-, 6-, 8-, 12-, or 16-sided boxes. For best results use in a router table.



| Item # | Angle Degree | Cutting Area Width | Cutting Dimensions | Shank Size | Length |
|---------|--------------|--------------------|--------------------|------------|--------|
| AA49400 | 45° | 1-1/4" | 1/2" | 1/4" | 2" |
| AA49402 | 45° | 1-1/4" | 1/2" | 1/2" | 2-3/8" |
| AA49404 | 45° | 2" | 3/4" | 1/2" | 2-1/2" |
| AA49406 | 45° | 2-3/8" | 1" | 1/2" | 2-7/8" |
| AA49408 | 15° | 7/8" | 3/4" | 1/4" | 2-1/4" |
| AA49410 | 22-1/2° | 1-1/4" | 15/16" | 1/2" | 2-7/8" |
| AA49414 | 30° | 1-3/8" | 13/16" | 1/2" | 2-3/4" |



Corner Rounding w/Ball Bearing Guide 2 Flute

The basic edge-forming bit, the corner-rounding bit rounds an edge to a given radius. The tool is shouldered to cut a fillet. The cut can be used to ease edges, as a simple profile, or as a part of a complex one. Also known as roundover, rounding over, and quarter-round. If a smaller pilot bearing is used, a second shoulder can be produced, in effect making the bit a beading bit.



| Item # | Cutting Area Width | Cutting Dimensions | Shank Size | Length |
|---------|--------------------|--------------------|------------|---------|
| AA49492 | 5/8" | 5/16" | 1/4" | 1-3/4" |
| AA49494 | 5/8" | 5/16" | 1/2" | 2-1/4" |
| AA49498 | 3/4" | 3/8" | 1/2" | 2-5/16" |
| AA49500 | 7/8" | 1/2" | 1/4" | 2" |
| AA49504 | 1" | 1/2" | 1/4" | 2" |
| AA49506 | 1" | 1/2" | 1/2" | 2-7/16" |
| AA49508 | 1-1/8" | 1/2" | 1/4" | 2-1/16" |
| AA49512 | 1-1/4" | 5/8" | 1/4" | 2-3/16" |
| AA49514 | 1-1/4" | 5/8" | 1/2" | 2-9/16" |
| AA49516 | 1-1/2" | 3/4" | 1/4" | 2-1/4" |
| AA49518 | 1-1/2" | 3/4" | 1/2" | 2-5/8" |
| AA49519 | 1-3/4" | 7/8" | 1/2" | 2-3/4" |
| AA49520 | 2" | 1" | 1/2" | 2-7/8" |
| AA49522 | 2-1/2" | 1-1/4" | 1/2" | 3-3/16" |
| AA49523 | 2-3/4" | 1-3/8" | 1/2" | 3-1/4" |
| AA49524 | 3" | 1-1/2" | 1/2" | 3-1/4" |
| AA49526 | 3-1/2" | 1-3/4" | 1/2" | 3-5/8" |

Double Roundover Adjustable 'Easing' Assembly w/Ball Bearing 3-Wing

Roundover both the top and bottom edges in just one pass with this assembly. Interchangeable spacers alter cutter spacing to accommodate different stock thicknesses up to 1-1/4". The assembly includes the arbor, a pair of multi-angle cutters, pilot bearing, spacers, and shims. Replacement parts are available separately. For best results use in a router table.



| Item # | Cutting Area Width | Cutting Dimensions | Shank Size | Length |
|---------|--------------------|--------------------|------------|--------|
| AA49755 | 1-19/32" | 13/16-11/32" | 1/2" | 3-5/8" |



Beading w/Ball Bearing Guide - 2 Flute

Cut a quarter-round shape bounded by fillets, known as a bead, is produced in one pass by this bit. The width of one fillet is set by the pilot bearing size, while the other is controlled by the depth of cut. A beading bit can be transformed into a corner rounding bit by changing the bearing (and vice versa).

| Item # | Cutting Area Width | Cutting Dimensions | Shank Size | Length |
|---------|--------------------|--------------------|------------|---------|
| AA49596 | 3/4" | 3/8" | 1/4" | 2" |
| AA49600 | 7/8" | 1/2" | 1/4" | 2" |
| AA49604 | 1" | 1/2" | 1/4" | 2" |
| AA49612 | 1-1/4" | 5/8" | 1/4" | 2-3/16" |
| AA49616 | 1-1/2" | 3/4" | 1/4" | 2-1/4" |
| AA49602 | 7/8" | 1/2" | 1/2" | 2-7/16" |
| AA49619 | 1-3/4" | 7/8" | 1/2" | 2-3/4" |



Bullnose - 2 Flute

Shape the full edge of a workpiece with a bullnose radius bit. Ideal for shaping stair treads, window sills, table and counter edges, shelves, and making moldings. The "nose diameter" is the thickness of stock that can be nosed, i.e., given a full 180-degree roundover. Flats at top and bottom of the cutting edges create fillets on stock thicker than the nose diameter. Must be used with an edge guide on handheld routers or the fence on a router table.



| Item # | Cutting Area Width | Cutting Dimensions | Shank Size | Length |
|---------|--------------------|--------------------|------------|---------|
| AA51558 | 1-1/32" | 1" | 1/2" | 2-1/2" |
| AA51560 | 1-1/4" | 1-5/16" | 1/2" | 2-3/4" |
| AA51562 | 1-11/16" | 1-9/16" | 1/2" | 3-1/16" |
| AA51564 | 2" | 2" | 1/2" | 3-1/2" |



BITS, BLADES & CUTTERS

Bullnose with Ball Bearing Guide - 2 Flute

Very useful for template or pattern routing. Ball bearing is the same size as the small diameter of the tool and rides against the template for an exact duplication.



| Item # | Cutting Area Width | Cutting Dimensions | Shank Size | Length |
|---------|--------------------|--------------------|------------|--------|
| AA51572 | 1-3/8" | 1-5/16" | 1/2" | 3-1/4" |

Cove w/Ball Bearing Guide - 2 Flute

For best results with a large radius cutter, make a preliminary cut with a smaller radius bit or chamfer the work piece to reduce the amount of stock to be removed in the finish pass. This will produce a smoother finish and prolong tool life.



| Item # | Cutting Area Width | Cutting Dimensions | Shank Size | Length |
|---------|--------------------|--------------------|------------|--------|
| AA49104 | 7/8" | 9/16" | 1/4" | 2" |
| AA49112 | 1-1/8" | 9/16" | 1/4" | 2" |
| AA49116 | 1-3/8" | 3/4" | 1/4" | 2-1/4" |
| AA49110 | 1" | 9/16" | 1/2" | 2-3/8" |
| AA49118 | 1-3/8" | 3/4" | 1/2" | 2-1/2" |
| AA49120 | 2" | 1" | 1/2" | 2-7/8" |

Classical Cove w/Ball Bearing Guide - 2 Flute

A cove flanked by step fillets, a classical project used in period moldings, is produced by this tool. Use in either handheld or table-mounted routers.



| Item # | Cutting Area Width | Cutting Dimensions | Shank Size | Length |
|---------|--------------------|--------------------|------------|--------|
| AA54150 | 1-3/8" | 5/8" | 1/2" | 2-1/2" |

Classical Bead & Cove w/Ball Bearing Guide - 2 Flute

This bead and cove combines the two basic forms, separating them with a fillet. The cove comes off the pilot bearing. Produce a complex profile in a single pass. Use in either handheld or table-mounted routers.




| Item # | Cutting Area Width | Cutting Dimensions | Shank Size | Length |
|---------|--------------------|--------------------|------------|--------|
| AA54102 | 1-1/4" | 1/2" | 1/4" | 2" |
| AA54106 | 1-1/2" | 5/8" | 1/4" | 2-1/8" |
| AA54104 | 1-1/4" | 1/2" | 1/2" | 2-3/8" |
| AA54108 | 1-1/2" | 5/8" | 1/2" | 2-1/2" |

Classical Bead & Cove w/Ball Bearing Guide 2 Flute

The positions of the bead and the cove are reversed on this series of bits, with the bead coming off the bearing. With the optional 3/8" pilot bearing, the bit produces a fillet at the base of the bead. Use in either handheld or table-mounted routers. Largest diameter bits should be run at reduced speed.



| Item # | Cutting Area Width | Cutting Dimensions | Shank Size | Length |
|---------|--------------------|--------------------|------------|---------|
| AA54132 | 1-1/8" | 1/2" | 1/2" | 2-3/8" |
| AA54134 | 1-3/8" | 11/16" | 1/2" | 2-9/16" |
| AA54292 | 1-1/2" | 5/8" | 1/2" | 2-1/2" |
| AA54100 | 2" | 1-1/2" | 1/2" | 3-1/8" |



Hand Grip Plunge 2 Flute

Intended for forming and edging internal hand-holds and cutouts in a single pass, this bit will also cut a soft bullnose on any exposed edge. Available with a shank-mounted ball bearing for cuts guided by a template. Use in a CNC or other automatic router. Bearing equipped bit can be used in a handheld or table-mounted router. Plunge cuts on router table are not recommended.



| Item # | Cutting Area Width | Cutting Dimensions | Shank Size | Length | Description |
|---------|--------------------|--------------------|------------|--------|-------------------------|
| AA51590 | 1-1/8" | 1-9/16" | 1/2" | 3-5/8" | No Bearing |
| AA51592 | 1-1/8" | 1-9/16" | 1/2" | 3-5/8" | With Bearing & Retainer |

Bull Nose/Cove Edgew/Ball Bearing Guide 2 Flute

Cut a thumbnail in a single pass, flanked top and bottom by a fillet and a cove, a combination often called an astragal. The tool is equipped with a ball-bearing guide for template work.

| Item # | Cutting Area Width | Cutting Dimensions | Shank Size | Length |
|---------|--------------------|--------------------|------------|--------|
| AA51530 | 1-1/8" | 1" | 1/2" | 2-7/8" |
| AA51534 | 1-3/8" | 1-9/16" | 1/2" | 3-3/8" |



BITS, BLADES & CUTTERS

Convex Edging - 2 Flute

Cuts a shallow arc—the fingernail shape—rather than a full 180-degree roundover. Like the bullnose radius bit, it has short flats above and below the cutter arc, which produce fillets on stock thicker than 7/8". Must be used with an edge guide on handheld routers or the fence on a router table.



| Item # | Cutting Area Width | Cutting Dimensions | Shank Size | Length |
|---------|--------------------|--------------------|------------|--------|
| AA51580 | 13/16" | 1-1/4" | 1/4" | 2-1/2" |
| AA51582 | 13/16" | 1-1/4" | 1/2" | 2-3/4" |

Base Moulding Ogee Edge Detail with Ball Bearing 2 Flute

| Item # | Cutting Area Width | Cutting Dimensions | Shank Size | Length |
|---------|--------------------|--------------------|------------|----------|
| AA54299 | 1/53/64" | 3/8" | 1/2" | 1-13/32" |



Multi-Edge Beading w/Double Ball Bearings 2 Flute

Produce beading detail on edges or moldings. Use in a handheld or table-mounted router.

| Item # | Cutting Area Width | Cutting Dimensions | Shank Size | Length |
|---------|--------------------|--------------------|------------|--------|
| AA54296 | 1" | 7/8" | 1/4" | 2-7/8" |



Edge Fluting w/Ball Bearing Guide 2 Flute

This bit produces a fingernail flute, rather than a full 180° radius flute. Creates an interesting edge detail, and it can be used to make small scale cornice type moldings. router. Use in a handheld or table-mounted.


| Item # | Cutting Area Width | Cutting Dimensions | Shank Size | Length |
|---------|--------------------|--------------------|------------|--------|
| AA54302 | 3/4" | 1/2" | 1/2" | 2-3/4" |
| AA54306 | 7/8" | 1" | 1/2" | 3-1/4" |



Triple Beading/Triple Fluting w/Ball Bearing Guide 2 Flute

Three uniform beads or flutes are formed in one pass with these bits. Produce reeded or fluted pilasters or table legs referencing opposite faces of the work piece. Use in a handheld or table-mounted router.

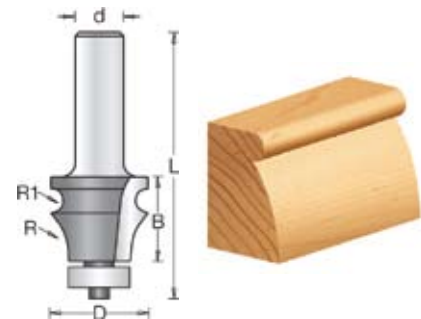
| Item # | Cutting Area Width | Cutting Dimensions | Shank Size | Length |
|---------|--------------------|--------------------|------------|--------|
| AA54213 | 7/8" | 1" | 1/2" | 3" |
| AA54217 | 7/8" | 1" | 1/2" | 2" |



Drawing Line w/Ball Bearing Guide - 2 Flute

An edge bead without a quirk is produced by this bit. Several different profile proportions are available. The depth of cut setting determines whether or not you get a fillet above the bead. Use in a handheld or table-mounted router.

| Item # | D | R1 | R2 | B | d | L |
|---------|----|--------|-------|------|------|--------|
| AA54350 | 1" | 1" | 3/32" | 7/8" | 1/2" | 2-3/4" |
| AA54354 | 1" | 19/32" | 5/32" | 7/8" | 1/2" | 2-3/4" |

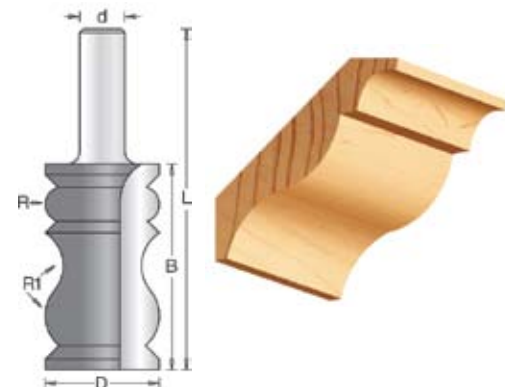


Crown Molding - 2 Flute

Produce mid-sized crown, cove and bead molding profiles for architectural and furniture applications. The bits cut the profile and bevel, as necessary, which is the show face of the work piece. Bevel the top and bottom edges on the table saw to complete the molding. Use a 2+ horsepower router, mounted in a table with a fence to guide the work to prolong cutter life and reduce strain on the router. To get the best cut finish make several passes to achieve full cut depth. Bevel back edges, cutting off 45° excess with a chamfer bit.



| Item # | D | R1 | R2 | B | d | L |
|---------|--------|---------|--------|--------|------|--------|
| AA54400 | 1-1/4" | 3/16" | 7/16" | 2-1/4" | 1/2" | 3-3/4" |
| AA54402 | 1-1/4" | 1/2" | 3/4" | 2-1/4" | 1/2" | 3-3/4" |
| AA54404 | 1-1/4" | 17/32" | 17/32" | 2-1/4" | 1/2" | 3-3/4" |
| AA54406 | 1-1/4" | 1-3/16" | n/a | 2-1/4" | 1/2" | 3-3/4" |
| AA54408 | 1-1/4" | 5/32" | 15/64" | 2-1/4" | 1/2" | 3-3/4" |



BITS, BLADES & CUTTERS

Architectural Molding w/Ball Bearing Guide - 2 Flute

Many different profiles for cutting base molding, chair rail, door & window casing, cabinet molding and other millwork.



| Item # | Cutting Area Width | Cutting Dimensions | Shank Size | Length |
|---------|--------------------|--------------------|------------|--------|
| AA54220 | 1" | 1-11/16" | 1/2" | 3-1/4" |
| AA54250 | 1-1/2" | 2" | 1/2" | 3-1/2" |
| AA54252 | 1-1/2" | 2" | 1/2" | 3-1/2" |
| AA54222 | 1-3/8" | 1-5/8" | 1/2" | 3-1/2" |
| AA54224 | 1-3/8" | 1-5/8" | 1/2" | 3-1/2" |
| AA54226 | 1-3/8" | 1-3/4" | 1/2" | 3-5/8" |
| AA54238 | 1-3/8" | 1-1/2" | 1/2" | 3-1/2" |



AA54220, AA54250,
AA54252



AA54222, AA54224,
AA54226



AA54238

Special Interest Molding w/Ball Bearing Guide - 2 Flute

Designed for routing architectural and furniture moldings and trim, these bits should not be used in a 2+ Horsepower, table-mounted router and many should be run at reduced speed. Although most have ball bearing guides, guiding the cuts with a fence is recommended.

| Item # | Cutting Area Width | Cutting Dimensions | Shank Size | Length |
|---------|--------------------|--------------------|------------|--------|
| AA54260 | 1-5/8" | 1-1/8" | 1/2" | 3" |
| AA54266 | 2 | 1" | 1/2" | 2-7/8" |
| AA54284 | 1-3/4" | 1-3/16" | 1/2" | 3" |
| AA54288 | 1-3/4" | 1" | 1/2" | 3" |



Use in a table-mounted router.
Not for use in a handheld router



Multi-Form w/Ball Bearing Guide - 2 Flute

This tool was designed to cut over 40 different molding patterns. By making simple adjustments to the cutter height and fence position, and making two or more passes, you can achieve a wide variety of profiles and architectural details. Recommended for use in a router table. Available with 1/2" shank only. AA54198 is a new miniature version of the multi-form bit.

Replacement bearings: AA54200 use AA47706. AA54198 use AA47702.

Note: Old style AA54200 (prior to 12/95) uses an AA47705 (5MMx13MM) bearing.



| Item # | Cutting Area Width | Cutting Dimensions | Shank Size | Length |
|---------|--------------------|--------------------|------------|--------|
| AA54198 | 1-1/4" | 1" | 1/2" | 2-3/4" |
| AA54200 | 2-1/4" | 1-7/8" | 1/2" | 4" |



Use in a table-mounted router.
Not for use in a handheld router



Classical Molding w/Ball Bearing Guide 2 Flute

A double quarter round is profile is produced by this tool. The depth of cut setting determines whether or not a fillet is formed at the top. Switching from the standard pilot bearing to the optional 3/8" bearing introduces a fillet at the bottom of the profile. Use in either handheld or table-mounted routers.

| Item # | Cutting Area Width | Cutting Dimensions | Shank Size | Length |
|---------|--------------------|--------------------|------------|---------|
| AA54136 | 1-1/8" | 1/2" | 1/4" | 2" |
| AA54138 | 1-3/8" | 11/16" | 1/4" | 2-3/16" |



Wavy Edge w/Ball Bearing Guide 2 Flute

This bit produces an undulating curve with two convex forms flanking a concave form. All the radii are equal. A shoulder on the cutter can form a fillet, depending upon the depth of cut setting. Use in either handheld or table-mounted routers.

| Item # | Cutting Area Width | Cutting Dimensions | Shank Size | Length |
|---------|--------------------|--------------------|------------|--------|
| AA54180 | 1-1/4" | 11/16" | 1/4" | 2-1/4" |



Ogee w/Ball Bearing Guide 2 Flute

The ogee is one of the basic shapes used in moldings and decorative profiles. An S-shape curve, it is convex at the top fairing down into a concave. The ogee bit is characterized by the concave shape coming off the pilot bearing. Using the optional 3/8" bearing (AA47702) produces a profile with a fillet at the convex end of the curve. Use in either handheld or table-mounted routers.

| Item # | Cutting Area Width | Cutting Dimensions | Shank Size | Length |
|---------|--------------------|--------------------|------------|---------|
| AA51422 | 1-3/8" | 11/16" | 1/4" | 2-3/16" |
| AA54124 | 1-3/8" | 1/2" | 1/2" | 2-3/8" |
| AA54126 | 1-3/8" | 11/16" | 1/2" | 2-9/16" |



BITS, BLADES & CUTTERS

Ogee Fillet w/Ball Bearing Guide 2 Flute

This open pattern has a step at the end of the concave portion of the curve. Using the optional 3/8" bearing (AA47702) produces a profile with a fillet at the convex end of the curve. Use in either handheld or table-mounted routers.



| Item # | Cutting Area Width | Cutting Dimensions | Shank Size | Length |
|---------|--------------------|--------------------|------------|---------|
| AA54110 | 1-3/8" | 1/2" | 1/4" | 2-1/16" |
| AA54112 | 1-3/8" | 1/2" | 1/2" | 2-1/2" |
| AA54114 | 1-5/8" | 3/4" | 1/2" | 2-5/8" |
| AA54127 | 2-1/4" | 15/16" | 1/2" | 2-7/8" |

Roman Ogee w/Ball Bearing Guide 2 Flute

The Roman ogee bit, which has a convex curve coming off the bearing, produces the reverse of the ogee. The curve starts at the top as a concave, and fairs down into a convex curve. Use in either handheld or table-mounted routers.



| Item # | Cutting Area Width | Cutting Dimensions | Shank Size | Length |
|---------|--------------------|--------------------|------------|--------|
| AA49200 | 1" | 5/8" | 1/4" | 2-1/8" |
| AA49204 | 1-3/8" | 7/8" | 1/4" | 2-1/4" |
| AA49202 | 1" | 5/8" | 1/2" | 2-1/2" |
| AA49206 | 1-3/8" | 7/8" | 1/2" | 2-5/8" |

Cove & Bead w/Ball Bearing Guide 2 Flute

The reverse cove and bead bit, which has the cove coming off the bearing, produces the reverse of the classical cove and bead. Radii of both cove and bead are identical. Use in either handheld or table-mounted routers.



| Item # | Cutting Area Width | Cutting Dimensions | Shank Size | Length |
|---------|--------------------|--------------------|------------|--------|
| AA49210 | 1" | 5/8" | 1/2" | 2-1/2" |
| AA49214 | 1-3/8" | 7/8" | 1/2" | 2-5/8" |

Corner Beading w/Ball Bearing Guide 2 Flute

Produce three slightly different profiles using this bit—an edge bead with or without a fillet and a full corner bead—by altering the bit extension or rolling the workpiece between passes. This group of hard-to-find tools is particularly suitable for antique reproductions and restoration projects. Use in a handheld or table-mounted router.



| Item # | Cutting Area Width | Cutting Dimensions | Shank Size | Length |
|---------|--------------------|--------------------|------------|--------|
| AA54160 | 7/8" | 9/16" | 1/4" | 2-1/8" |
| AA54162 | 7/8" | 9/16" | 1/2" | 2-1/2" |
| AA54166 | 1-1/8" | 11/16" | 1/2" | 2-5/8" |
| AA54170 | 1-1/4" | 3/4" | 1/2" | 2-5/8" |

Matched Bead w/Ball Bearing Guide 2 Flute

This dual purpose bit produces both moldings and joints. Use in place of matched flute-and-bead bit sets to mill the edges of strips used in various stave constructions like planters, canoes and hot tubs. Switch from fluting to beading by raising or lowering the bit. Pilot bearing allows use for template-guided cuts.



| Item # | Cutting Area Width | Cutting Dimensions | Shank Size | Length |
|---------|--------------------|--------------------|------------|--------|
| AA54186 | 1-1/4" | 1" | 1/2" | 2-7/8" |

Edge Molding w/Ball Bearing Guide 2 Flute

The torus-and-cove profile produced by this bit makes an excellent edge detail or molding. Use in a handheld or table-mounted router. The pilot bearing allows you to make template-guided cuts with this bit.




| Item # | Cutting Area Width | Cutting Dimensions | Shank Size | Length |
|---------|--------------------|--------------------|------------|--------|
| AA54324 | 1" | 7/8" | 1/4" | 2-7/8" |

BITS, BLADES & CUTTERS

Handrail/Table Edge w/Ball Bearing Guide 2 Flute

These special router bits are used for cutting table top edges or used with handrail side profile bits. Originally designed for easing and profiling the edges of tabletops, these bits also are widely used for the same purpose on handrails. Eliminate hard edges, reduce the visual thickness of a table top and add an elegant detail simultaneously.



| Item # | Cutting Area Width | Cutting Dimensions | Shank Size | Length |
|---------|--------------------|--------------------|------------|--------|
| AA49542 | 1-3/16" | 3/8" | 1/2" | 2-1/4" |
| AA49550 | 2-3/4" | 5/8" | 1/2" | 2-1/2" |
| AA49554 | 2-1/2" | 3/4" | 1/2" | 2-3/4" |
| AA49556 | 2-1/2" | 3/4" | 1/2" | 2-3/4" |
| AA49560 | 2-9/16" | 3/4" | 1/2" | 2-3/4" |

Handrail w Ball Bearing Guide 2 Flute

These special router bits are used for cutting the side profile of handrails.

Replacement bearings: AA54262 use AA47706

Replacement bearings: AA54268 & AA54269 use AA47716



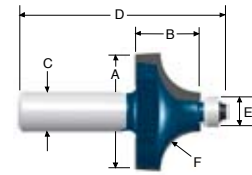
| Item # | Cutting Area Width | Cutting Dimensions | Shank Size | Length |
|---------|--------------------|--------------------|------------|--------|
| AA54262 | 1-3/8" | 1-1/2" | 1/2" | 3-3/8" |
| AA54268 | 1-1/4" | 1-1/2" | 1/2" | 3-3/8" |
| AA54269 | 1-1/4" | 1-1/2" | 1/2" | 3-3/8" |

BOSCH

Carbide Tipped Beading

Control cut bits used to create attractive decorative edging.

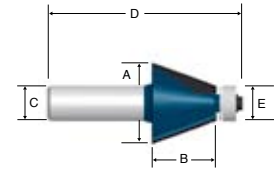
| Item # | A. Overall Dia. | B. Cutting Edge Length | C. Shank Dia. | D. Overall Length | E. Bearing Dia. | F. Radius |
|----------|-----------------------|------------------------------|---------------------|-------------------------|-----------------------|--------------|
| BL85493M | 7/8" | 1/2" | 1/4" | 2" | 3/8" | 3/16" |
| BL85495M | 1-1/8" | 1/2" | 1/4" | 2-1/16" | 3/8" | 5/16" |
| BL85496M | 1-1/4" | 5/8" | 1/4" | 2-3/16" | 3/8" | 3/8" |
| BL85497M | 1-1/2" | 3/4" | 1/4" | 2-1/4" | 3/8" | 1/2" |



Carbide Tipped Chamfer

Micrograin control cut bits used for beveling and decorative edging.

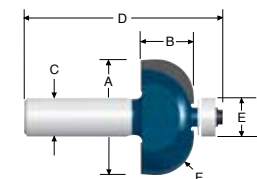
| Item # | A. Overall Dia. | B. Cutting Edge Length | C. Shank Dia. | D. Overall Length | E. Bearing Dia. | Angle |
|----------|-----------------------|------------------------------|---------------------|-------------------------|-----------------------|-------|
| BL85298M | 1-1/4" | 1/2" | 1/4" | 2" | 1/2" | 45° |
| BL85597M | 1-1/4" | 1/2" | 1/2" | 2-3/8" | 1/2" | 45° |
| BL85299M | 1-1/4" | 15/16" | 1/2" | 2-7/8" | 1/2" | 22.5° |
| BL85593M | 2-1/2" | 1" | 1/2" | 2-7/8" | 1/2" | 45° |



Carbide Tipped Cove Bits

Micrograin control cut for decorative edging and period furniture.

| Item # | A. Overall Dia. | B. Cutting Edge Length | C. Shank Dia. | D. Overall Length | E. Bearing Dia. | F. Radius |
|----------|-----------------------|------------------------------|---------------------|-------------------------|-----------------------|--------------|
| BL85205M | 7/8" | 9/16" | 1/4" | 2" | 1/2" | 1/4" |
| BL85206M | 1-1/8" | 9/16" | 1/4" | 2" | 1/2" | 3/8" |
| BL85207M | 1-3/8" | 3/4" | 1/4" | 2-1/4" | 1/2" | 1/2" |

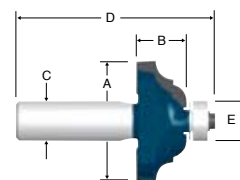


BITS, BLADES & CUTTERS

Carbide Tipped Classical

Micrograin control cut bits that add classic beauty with decorative edging.

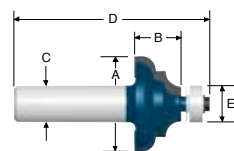
| Item # | A. Overall Dia. | B. Cutting Edge Length | C. Shank Dia. | D. Overall Length | E. Bearing Dia. |
|----------|-----------------------|------------------------------|---------------------|-------------------------|-----------------------|
| BL85579M | 1-1/4" | 1/2" | 1/4" | 2" | 1/2" |
| BL85580M | 1-1/4" | 1/2" | 1/2" | 2-3/8" | 1/2" |
| BL85581M | 1-1/2" | 5/8" | 1/4" | 2-1/8" | 1/2" |
| BL85582M | 2-1/2" | 5/8" | 1/2" | 2-1/2" | 1/2" |



Carbide Tipped Cove & Bead

Micrograin bits used to create an attractive accent with a classic woodworking design.

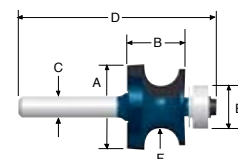
| Item # | A. Overall Dia. | B. Cutting Edge Length | C. Shank Dia. | D. Overall Length | E. Bearing Dia. |
|----------|-----------------------|------------------------------|---------------------|-------------------------|-----------------------|
| BL85604M | 1-3/8" | 11/16" | 1/4" | 2-3/16" | 1/2" |
| BL85605M | 1-3/8" | 11/16" | 1/2" | 2-9/16" | 1/2" |



Carbide Tipped Edge Beading

Versatile bit used for adding attractive edging on new pieces and matching many older molding cuts for remolding work.

| Item # | A. Overall Dia. | B. Cutting Edge Length | C. Shank Dia. | D. Overall Length | E. Bearing Dia. | F. Radius |
|----------|-----------------------|------------------------------|---------------------|-------------------------|-----------------------|--------------|
| BL85631M | 7/8" | 9/16" | 1/4" | 2-1/8" | 1/2" | 1/8" |
| BL85632M | 7/8" | 9/16" | 1/2" | 2-1/2" | 1/2" | 1/8" |
| BL85666M | 1-1/8" | 11/16" | 1/4" | 2-1/4" | 1/2" | 3/16" |
| BL85667M | 1-1/8" | 11/16" | 1/2" | 2-5/8" | 1/2" | 3/16" |
| BL85668M | 1-1/4" | 3/4" | 1/4" | 2-1/4" | 5/8" | 1/4" |
| BL85669M | 1-1/4" | 3/4" | 1/2" | 2-5/8" | 5/8" | 1/4" |

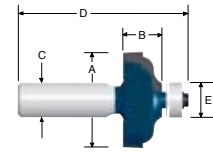


Carbide Tipped Ogee Bits w/Fillet

Graceful lines of the ogee cut can be accented with one or two fillets by lowering the depth setting or using 3/8" bearing (item 3 600 900 501).

| Item # | A. Overall Diameter | B. Cutting Edge Length | C. Shank Diameter | D. Overall Length | E. Bearing Diameter |
|----------|---------------------------|------------------------------|-------------------------|-------------------------|---------------------------|
| BL85584M | 1-3/8" | 1/2" | 1/4" | 2-1/16" | 1/2" |
| BL85585M | 1-3/8" | 1/2" | 1/2" | 2-1/2" | 1/2" |
| BL85586M | 1-5/8" | 3/4" | 1/2" | 2-5/8" | 1/2" |

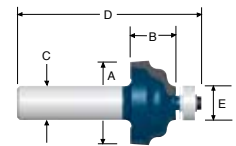
BOSCH



Carbide Tipped Wavy Edge

Micro grain bits with a unique pattern to create soft, rounded corners.

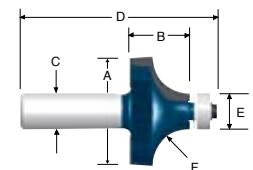
| Item # | A. Overall Diameter | B. Cutting Edge Length | C. Shank Diameter | D. Overall Length | E. Bearing Diameter |
|----------|---------------------------|------------------------------|-------------------------|-------------------------|---------------------------|
| BL85606M | 1-1/4" | 11/16" | 1/4" | 2-1/4" | 1/2" |
| BL85607M | 1-1/4" | 11/16" | 1/2" | 2-5/8" | 1/2" |



Carbide Tipped Roundover

Micro grain bits used for smooth, uniformly rounded edges.

| Item # | A. Overall Dia. | B. Cutting Edge Length | C. Shank Dia. | D. Overall Length | E. Bearing Dia. | F. Radius |
|----------|-----------------------|------------------------------|---------------------|-------------------------|-----------------------|--------------|
| BL85289M | 5/8" | 5/16" | 1/4" | 1-3/4" | 1/2" | 1/16" |
| BL85290M | 3/4" | 3/8" | 1/4" | 2" | 1/2" | 1/8" |
| BL85588M | 3/4" | 3/8" | 1/2" | 2-5/16" | 1/2" | 1/8" |
| BL85616M | 3/4" | 3/8" | 1/4" | 2-1/4" | 1/2" | 5/32" |
| BL85293M | 7/8" | 1/2" | 1/4" | 2" | 1/2" | 3/16" |
| BL85294M | 1" | 1/2" | 1/4" | 2" | 1/2" | 1/4" |
| BL85295M | 1-1/8" | 1/2" | 1/4" | 2-1/16" | 1/2" | 5/16" |
| BL85296M | 1-1/4" | 5/8" | 1/4" | 2-3/16" | 1/2" | 3/8" |
| BL85594M | 1-1/4" | 5/8" | 1/2" | 2-9/16" | 1/2" | 3/8" |
| BL85297M | 1-1/2" | 3/4" | 1/4" | 2-1/4" | 1/2" | 1/2" |
| BL85595M | 1-1/2" | 3/4" | 1/2" | 2-5/8" | 1/2" | 1/2" |
| BL85596M | 1-1/2" | 3/4" | 1/4" | 2-1/4" | 1/2" | 5/8" |
| BL85434M | 2" | 1" | 1/2" | 2-7/8" | 1/2" | 3/4" |
| BL85433M | 2-1/2" | 1-1/4" | 1/2" | 3-3/16" | 1/2" | 1" |



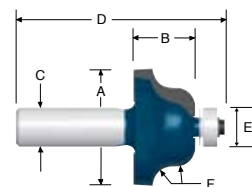
BITS, BLADES & CUTTERS

Carbide Tipped Roman Ogee

Micro grain control cut bits used for decorative edging and period furniture.

| Item # | A. Overall Dia. | B. Cutting Edge Length | C. Shank Dia. | D. Overall Length | E. Bearing Dia. | F. Radius |
|----------|-----------------------|------------------------------|---------------------|-------------------------|-----------------------|--------------|
| BL85270M | 1" | 5/8" | 1/4" | 2-1/8" | 1/2" | 5/32" |
| BL85591M | 1" | 5/8" | 1/2" | 2-1/2" | 1/2" | 5/32" |
| BL85271M | 3/8" | 7/8" | 1/4" | 2-1/4" | 1/2" | 1/4" |
| BL85592M | 3/8" | 7/8" | 1/2" | 2-5/8" | 1/2" | 1/4" |

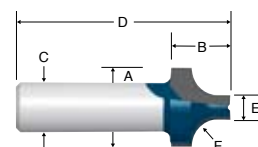
BOSCH



Carbide Tipped Plunge Roundover

Micro grain control cut bits for special decorative grooving and edging.

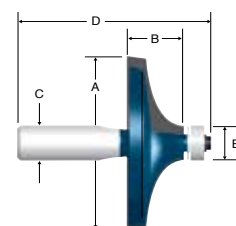
| Item # | A. Overall Dia. | B. Cutting Edge Length | C. Shank Dia. | D. Overall Length | E. Small Dia. |
|----------|-----------------------|------------------------------|---------------------|-------------------------|---------------------|
| BL85471M | 3/4" | 1/2" | 1/2" | 2" | 1/4" |
| BL85472M | 1-3/8" | 1" | 1/2" | 2-1/2" | 3/8" |



Carbide Tipped Table Edge

Creates a wide profile for attractive edging and curve for tables or handrails.

| Item # | A. Overall Dia. | B. Cutting Edge Length | C. Shank Dia. | D. Overall Length | E. Bearing Dia. |
|----------|-----------------------|------------------------------|---------------------|-------------------------|-----------------------|
| BL84515M | 2-3/4" | 5/8" | 1/2" | 2-1/2" | 1/2" |



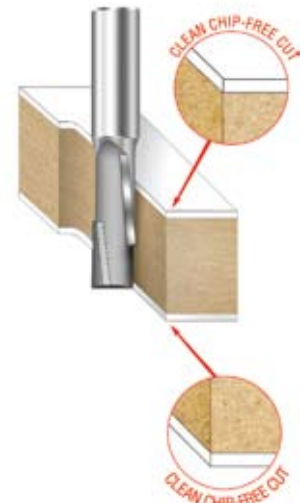


TRIMMING/ CUTOUT BITS

Opposite Shear Staggered Tooth - 2 Flute

A stagger-tooth bit has two cutting edges, each only half the flute length, located 180° apart, one high, one low. This “opposite-shear” configuration features a down-shear edge and an up-shear edge. On a through-cut, it shears down on both surfaces at the same time. It is excellent for working double-sided melamine, plywood, laminates, and veneers, as well as solid-surface materials.

| Item # | Cutting Area Width | Cutting Dimensions | Shank Size | Length |
|---------|--------------------|--------------------|------------|--------|
| AA51320 | 1/2" | 1-1/2" | 1/2" | 3-1/8" |
| AA51324 | 1/2" | 2" | 1/2" | 4-1/8" |



Flush Trim (Extra Long) w/Ball Bearing - 2 & 3 Flute

For unusually thick template or pattern work. The 2-flute cuts fast and produces a smooth finish. The 3-flute is especially good to use on laminates that tend to chip easily. Twin bearings on selected tools provide better contact with reference edge and more stability in the cut.

| Item # | Cutting Area Width | Cutting Dimensions | Shank Size | Length |
|----------------|--------------------|--------------------|------------|--------|
| 2 Flute | | | | |
| AA47124 | 1/2" | 1-1/2" | 1/2" | 3-7/8" |
| AA47126 | 1/2" | 2" | 1/2" | 4-1/4" |
| 3 Flute | | | | |
| AA47128 | 1/2" | 1-1/2" | 1/2" | 3-7/8" |



Ultratrim™ Solid Carbide Spiral Trim ‘Upcut’ 2 Flute w/Double Ball Bearing Guides

For laminate, melamine and template work. Solid carbide up-spirals with replaceable ball bearings.

| Item # | Cutting Area | Cutting Dimensions | Shank Size | Length |
|---------|--------------|--------------------|------------|--------|
| AA46300 | 1/2" | 1-1/4" | 1/2" | 3-3/4" |



BITS, BLADES & CUTTERS

Dynabit™ Laminate Trim w/Ball Bearing Guide - 2 Flute

The Dynabit™ line features a modest down-shear for an excellent finish. The helix bits have a spiral-like twist to the cutting edges, making them especially good on difficult materials such as melamine.



| Item # | Cutting Area Width | Cutting Dimensions | Shank Size | Length | Type |
|---------|--------------------|--------------------|------------|--------|-------------|
| AA47105 | 1/2" | 1" | 1/4" | 2-5/8" | Down Shear |
| AA47109 | 1/2" | 1" | 1/4" | 3" | Down Shear |
| AA47180 | 5/8" | 5/8" | 1/4" | 2" | Flush Helix |
| AA47182 | 3/4" | 5/8" | 1/4" | 2-1/4" | Flush Helix |




Insert Flush Trim 2 Flute w/Ball Bearing

In a production environment, insert tooling reduces downtime to a minimum. Each throw-away knife in this flush trimming bit has multiple edges. Rotate the knife to expose a fresh cutting edge. Tips can be replaced at any time, even mid job without changing the router setup.



| Item # | Cutting Area Width | Cutting Dimensions | Shank Size | Length | Replacement Knives |
|----------|--------------------|--------------------|------------|--------|--------------------|
| AARC1000 | 3/4" | 12mm | 1/4" | 2-1/8" | AAAMA12 |
| AARC1004 | 3/4" | 30mm | 1/2" | 3-1/4" | AAICK30 |



Insert Straight Single Flute & 2 Flute

Each throw-away knife in this flush trimming bit has multiple edges. Rotate the knife to expose a fresh cutting edge. Tips can be replaced at any time, even mid job without changing the router setup.



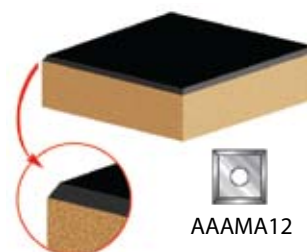
| Item # | Cutting Area Width | Cutting Dimensions | Shank Size | Length | Replacement Knives |
|----------|--------------------|--------------------|------------|--------|--------------------|
| AARC1154 | 1/2" | 30mm | 1/2" | 3" | AAAMA30 |
| AARC1084 | 3/4" | 30mm | 1/2" | 3-3/8" | AARCK30 |
| AARC1086 | 3/4" | 50mm | 1/2" | 4-1/8" | AARCK30 |



Insert Bevel Trim™ 2 Flute w/Ball Bearing Guide

Canted for bevel-trimming. Four different bevel angles are available.

| Item # | Cutting Area Width | Cutting Dimensions | Shank Size | Length | Replacement Knives |
|----------|--------------------|--------------------|------------|--------|--------------------|
| AARC1008 | 13/16" | 7/16" | 1/4" | 2-1/4" | AAAMA12 |

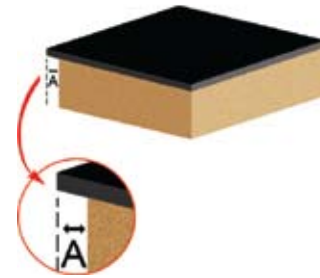


Overhang Trim w/Ball Bearing Guide 2 Flute

Preliminary laminate trimming, leaving a small overhang. Reduces chipping of material. Final pass can be achieved using a standard trim bit, or 'No-File'™ bit. Replacement bearing AA47718.



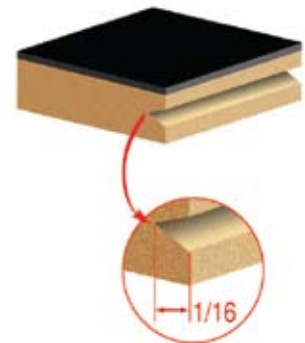
| Item # | Cutting Area | Cutting Dimensions | Shank Size | Length |
|---------|--------------|--------------------|------------|--------|
| AA47190 | 3/8" | 1/2" | 1/4" | 2" |
| AA47194 | 1/2" | 1/2" | 1/2" | 2-5/8" |



Flush Trim 'V' Groove w/Ball Bearing Guide - 2 Flute

Trim the edges of face frames flush. At the same time, cut a decorative 'V' groove to conceal the seam between the frame and the case.


| Item # | Cutting Area Width | Cutting Dimensions | Shank Size | Length |
|---------|--------------------|--------------------|------------|--------|
| AA47160 | 5/8" | 1/2" | 1/4" | 2-1/2" |
| AA47162 | 5/8" | 1/2" | 1/2" | 3" |



Bevel Trim w/Ball Bearing Guide - 2 Flute

This is a steel-bodied, carbide-tipped bit for bevel trimming laminate with a standard router. The solid construction reduces vibration for the smoothest cut possible with a two-flute bit.


| Item # | Cutting Area Width | Cutting Dimensions | Shank Size | Length |
|---------|--------------------|--------------------|------------|--------|
| AA47200 | 5/8" | 9/32" | 1/4" | 1-7/8" |
| AA47202 | 23/32" | 9/32" | 1/4" | 1-7/8" |
| AA47204 | 1-1/16" | 9/32" | 1/4" | 2" |



Bevel Trim w/Ball Bearing Guide - 3 Flute

The solid construction of this carbide tipped bit reduces vibration, and its three flute configuration produces a very smooth cut. Intended for use in a standard router.

| Item # | Cutting Area Width | Cutting Dimensions | Shank Size | Length |
|---------|--------------------|--------------------|------------|--------|
| AA47302 | 3/4" | 7/16" | 1/4" | 2" |
| AA47300 | 15/16" | 7/16" | 1/4" | 1-7/8" |
| AA47304 | 1-3/32" | 7/16" | 1/4" | 2" |




BITS, BLADES & CUTTERS

Special Bevel Trim w/Ball Bearing Guide - 2 Flute


A very shallow bevel angle and the gap between the cutting edges and the ball-bearing pilot are the key features of this carbide-tipped bit. The gap collects adhesive residue that usually fouls the pilot and thus degrade the cut.

| Item # | Cutting Area | Cutting Dimensions | Shank Size | Length |
|---------|--------------|--------------------|------------|--------|
| AA47210 | 5/8" | 15/32" | 1/4" | 2-1/4" |



45° Laminate Miter Joint Under Cut Assembly 4 Wing w/ 'Ultra Glide' Ball Bearing Assembly

Eliminate that dark line at the edge of a counter or other laminate-covered surface. With this bit assembly, the laminate cemented to the subtrait can be trimmed and mitered in one pass. Then a pre-mitered edging strip can be applied. The resulting seam is clean and crisp. Not intended for use in a laminate trimmer.



- a Laminated top is 'under-cut', as shown.
- b Apron laminate is pre-cut at 45°.
- c Adhere pre-cut laminate for a perfect fit. A fine file may be used to remove the sharp edge after joining.


| Item # | Cutting Area | Cutting Dimensions | Shank Size | Length |
|---------|--------------|--------------------|------------|--------|
| AA55312 | 1-3/8" | 1/4" | 1/4" | 2-3/8" |

Panel Pilot Solid Carbide Single Flute

Here's the ideal laminate trimming router bit for high volume production. Solid carbide and integral pilot (no bearing to maintain) extend life of router bit, slim configuration reduces vibration. Suitable for routers and trimmers.

| Item # | Cutting Area Width | Cutting Dimensions | Shank Size | Length | Type of Cut |
|---------|--------------------|--------------------|------------|--------|-------------|
| AA51200 | 1/4" | 1/4" | 1/4" | 1-1/2" | Flush |
| AA51202 | 1/4" | 1/4" | 1/4" | 1-1/2" | 7° |


**MOST
POPULAR!**



Combination Flush & Bevel Trimmer Solid Carbide Single Flute

A bit designed specifically for use in a laminate trimmer, that will both flush and bevel trim. A change in cut depth is all it takes to switch from one to the other. Must be used with a separate ball-bearing or edge guide.

| Item # | Cutting Area Width | Cutting Dimensions | Shank Size | Length |
|---------|--------------------|--------------------|------------|--------|
| AA51706 | 1/4" | 3/8" | 1/4" | 1-1/2" |



'V' Grooving Solid Carbide Single Flute


A bit designed specifically for use in a laminate trimmer, that will both flush and bevel trim. A change in cut depth is all it takes to switch from one to the other. Must be used with a separate ball-bearing or edge guide.



| Item # | Cutting Area Width | Cutting Dimensions | Shank Size | Length |
|---------|--------------------|--------------------|------------|--------|
| AA51710 | 1/4" | 1/4" | 1/4" | 1-1/2" |

Combination Bevel & Flush Trim - 2 Flute

Cut, trim, and bevel laminates with one bit. Change depth of cut setting to shift from flush to bevel trimming. Must be used with an edge, bearing guide or fence. Designed specifically for use in laminate trimmers.



| Item # | Cutting Area Width | Cutting Dimensions | Shank Size | Length |
|---------|--------------------|--------------------|------------|--------|
| AA51100 | 1/2" | 1/2" | 1/4" | 1-3/4" |
| AA51400 | 11/32" | 1/2" | 1/4" | 1-5/8" |

Bevel Trim - 2 Flute

This is a steel-bodied, carbide-tipped bit for bevel trimming laminate with a standard router. The solid construction reduces vibration for the smoothest cut possible with a two-flute bit.

| Item # | Cutting Area Width | Cutting Dimensions | Shank Size | Length |
|---------|--------------------|--------------------|------------|--------|
| AA51600 | 13/32" | 9/32" | 1/4" | 15/16" |

'V' Groove - 2 Flute

Cut decorative 'V' grooves and lettering on signs with these 'V' groove bits. Use with an edge guide to chamfer and bevel edges. Can be used with handheld, table-mounted and CNC routers.



| Item # | Cutting Area Width | Cutting Dimensions | Shank Size | Length |
|---------|--------------------|--------------------|------------|--------|
| AA45705 | 1/2" | 5/8" | 1/4" | 1-3/4" |
| AA45700 | 3/8" | 7/16" | 1/4" | 1-5/8" |
| AA45704 | 1/2" | 1/2" | 1/4" | 1-5/8" |
| AA45720 | 7/8" | 5/8" | 1/2" | 2-1/4" |
| AA45708 | 1/2" | 1/2" | 1/2" | 2-1/8" |
| AA45724 | 1" | 5/8" | 1/2" | 2-1/4" |
| AA45728 | 1-1/2" | 1" | 1/2" | 2-3/4" |



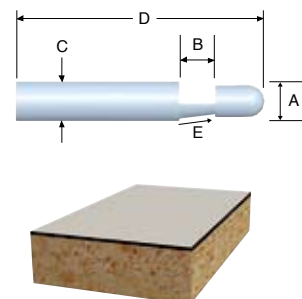
BITS, BLADES & CUTTERS

Solid Carbide Bevel Trimmer

Provides a 7-1/2° bevel on the trim edge of plastic laminate surfaces. The self-pilot eliminates guide assembly.

| Item # | A. Overall Dia. | B. Cutting Edge Length | C. Shank Dia. | D. Overall Length | E. Angle |
|---------|-----------------------|------------------------------|---------------------|-------------------------|-------------|
| BL85286 | 1/4" | 1/4" | 1/4" | 1-1/2" | 7-1/2° |

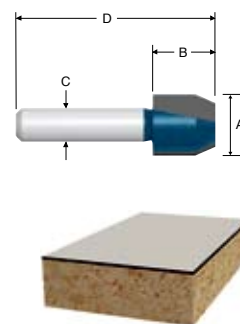
BOSCH



Combination Flush & Bevel Trimmer

Micro grain bits combine bevel or flush trim cuts in a single bit. Use with router guide assembly.

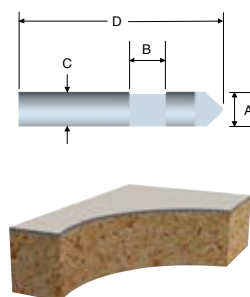
| Item # | A. Overall Dia. | B. Cutting Edge Length | C. Shank Dia. | D. Overall Length | Type of Cut |
|---------|-----------------------|------------------------------|---------------------|-------------------------|-----------------------|
| BL85288 | 1/4" | 3/8" | 1/4" | 1-1/2" | Flush or 22° Bevel |



Solid Carbide Hole & Flush Cut Trimmer

Bit drills through surface lamination into precut openings and trims edges flush in one operation.

| Item # | A. Overall Diameter | B. Cutting Edge Length | C. Shank Diameter | D. Overall Length |
|---------|---------------------------|------------------------------|-------------------------|-------------------------|
| BL85287 | 1/4" | 1/4" | 1/4" | 1-1/2" |

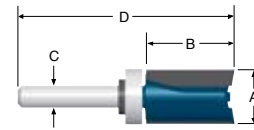


Carbide Tipped Top Bearing Mounted Straight Trim

Bit with top mounted ball bearing, ride against templet for pattern routing.

BOSCH

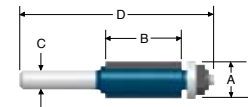
| Item # | A. Overall Diameter | B. Cutting Edge Length | C. Shank Diameter | D. Overall Length |
|----------|---------------------------|---------------------------------|-------------------------|-------------------------|
| BL85680M | 1/2" | 1" | 1/4" | 2-1/2" |
| BL85681M | 5/8" | 1" | 1/4" | 2-3/4" |
| BL85682M | 3/4" | 1" | 1/4" | 2-1/2" |
| BL85671M | 1-1/8" | 1-1/2" | 1/2" | 3-1/2" |



Carbide Tipped Double Flute Laminate Flush Trimming

Micro grain bits ideal for fast, smooth, accurate trim cuts with a shielded.

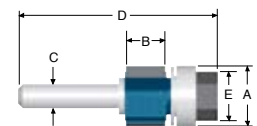
| Item # | A. Overall Dia. | B. Cutting Edge Length | C. Shank Dia. | D. Overall Length | Type of Cut |
|----------|-----------------------|---------------------------------|---------------------|-------------------------|--------------------|
| BL84501M | 1/4" | 3/4" | 1/4" | 2-15/32" | Flush |
| BL85269M | 3/8" | 1/2" | 1/4" | 2-1/8" | Flush |
| BL85268M | 3/8" | 1" | 1/4" | 2-5/8" | Flush |
| BL85266M | 1/2" | 1" | 1/4" | 2-5/8" | Flush |
| BL85267M | 1/2" | 1/2" | 1/4" | 2-1/4" | Flush |
| BL85440M | 1/2" | 5/16" | 1/4" | 2" | Flush or 15° Bevel |
| BL85441M | 1/2" | 1" | 1/2" | 3-1/4" | Flush |
| BL85442M | 1/2" | 2" | 1/2" | 4-27/64" | Flush |



Carbide Tipped Double Flute Laminate Trimmer Assemblies

Micro grain bits ideal for fast, accurate trim cuts.

| Item # | A. Overall Dia. | B. Cutting Edge Length | C. Shank Dia. | D. Overall Length | E. Bearing Dia. | Angle |
|----------|-----------------------|---------------------------------|---------------------|-------------------------|-----------------------|-------|
| BL85431M | 5/8" | 3/8" | 1/4" | 1-15/16" | 5/8" | 10° |
| BL85430M | 5/8" | 3/8" | 1/4" | 1-15/16" | 5/8" | Flush |
| BL85435M | 5/8" | 25/64" | 1/4" | Fits 85430M | N/A | Flush |
| BL85436M | 39/64" | 3/8" | 1/4" | Fits 85431M | N/A | 10° |



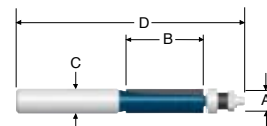
BITS, BLADES & CUTTERS

Carbide Tipped Double Flute Template Trimming

Micro grain bit that provides smooth cuts for laminate trimming, cutouts and pattern cutting. It can be used with two ball bearings to widen the bearing surface and reduce template wear.

| Item # | A. Overall Dia. | B. Cutting Edge Length | C. Shank Dia. | D. Overall Length |
|----------|-----------------------|------------------------------|---------------------|-------------------------|
| BL85601M | 1/2" | 1-1/2" | 1/2" | 4-1/2" |

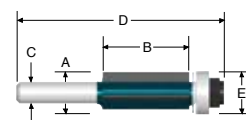
BOSCH



Carbide Tipped Triple Flute Laminate Flush Trimming

Micro grain bit that provides chatter-free production trimming with an extra smooth.

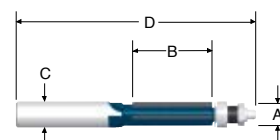
| Item # | A. Overall Dia. | B. Cutting Edge Length | C. Shank Dia. | D. Overall Length | E. Bearing Dia. |
|----------|-----------------------|------------------------------|---------------------|-------------------------|-----------------------|
| BL85216M | 1/2" | 1" | 1/4" | 2-9/16" | 1/2" |



Carbide Tipped Triple Flute Trimming

Micro grain bit for laminate trimming and trim cuts on heavier work when cutting with a template. Can be used with 2 ball bearings to widen the bearing surface and reduce template wear.

| Item # | A. Overall Diameter | B. Cutting Edge Length | C. Shank Diameter | D. Overall Length |
|----------|---------------------------|------------------------------|-------------------------|-------------------------|
| BL85602M | 1/2" | 1-1/2" | 1/2" | 4-1/2" |

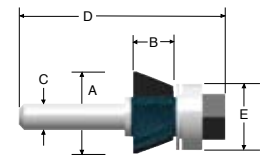


Carbide Tipped Triple Flute Flush & Bevel Laminate Trimmer Assemblies

Micro grain bits for extra smooth production trimming. Assembly includes an arbor, replaceable 3-wing cutter and ball bearing.

| Item # | A. Overall Dia. | B. Cutting Edge Length | C. Shank Dia. | D. Overall Length | E. Bearing Dia. | Angle |
|----------|-----------------------|------------------------------|---------------------|-------------------------|-----------------------|-------|
| BL85421M | 5/8" | 3/8" | 1/4" | 1-61/64" | 5/8" | 9° |
| BL85422M | 3/4" | 3/8" | 1/4" | 1-15/16" | 5/8" | 22° |
| BL85420M | 7/8" | 3/8" | 1/4" | 1-15/16" | 5/8" | Flush |

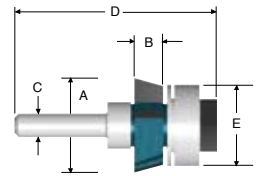
BOSCH



Carbide Tipped Four Flute Laminate Trimmer Assemblies

Micro grain bit for flush trimming laminates on both sides of a piece in a single pass. Provided spacers adjust distance between cutters to allow a width of cut from 1/2" to 1-1/2". 4-flute design provides ultra-smooth finish.

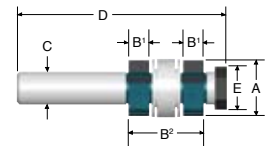
| Item # | A. Overall Dia. | B. Cutting Edge Length | C. Shank Dia. | D. Overall Length | E. Bearing Dia. | Angle |
|----------|-----------------------|------------------------------|---------------------|-------------------------|-----------------------|-------|
| BL85415M | 7/8" | 5/16" | 1/4" | 2-1/8" | 7/8" | 15° |
| BL85417M | 7/8" | 5/16" | 5/16" | N/A | N/A | Flush |



Carbide Tipped Four Flute Double Flush Trimmer Assembly

Micro grain bit for flush trimming laminates on both sides of a piece in a single pass. Provided spacers adjust distance between cutters to allow a width of cut from 1/2" to 1-1/2". 4-flute design provides ultra-smooth finish.

| Item # | A. Overall Dia. | B1. Cutting Edge Length | B2. Overall Cutting Length | C. Shank Dia. | D. Overall Length | E. Bearing Dia. |
|----------|-----------------------|-------------------------------|----------------------------------|---------------------|-------------------------|-----------------------|
| BL85416M | 7/8" | 5/16" | Adjustable 1/2" to 1-1/2" | 1/2" | 3-9/32" | 7/8" |



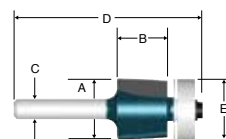
BITS, BLADES & CUTTERS

Carbide Tipped Helical Laminate Trimming

Provides extra smooth production trimming.

| Item # | A. Overall Dia. | B. Cutting Edge Length | C. Shank Dia. | D. Overall Length | E. Bearing Dia. | Angle |
|----------|-----------------------|------------------------------|---------------------|-------------------------|-----------------------|-------|
| BL85452M | 3/4" | 5/8" | 1/4" | 2-1/4" | 3/4" | Flush |
| BL85453M | 3/4" | 3/8" | 1/4" | 2" | 3/4" | 15° |

BOSCH



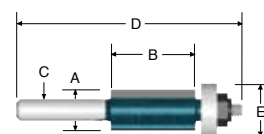
Carbide Tipped Overhang Cutoff

Micro grain bits for rough sizing of plastic laminates, prior to gluing, without scribing or sawing. Bit leaves a slight overhang and is ideal for tops with irregular shapes.

| Item # | A. Overall Dia. | B. Cutting Edge Length | C. Shank Dia. | D. Overall Length | E. Bearing Dia. | Overhang |
|------------|-----------------------|------------------------------|---------------------|-------------------------|-----------------------|----------|
| BL85217M* | 11/32" | 1/2" | 1/4" | 2-19/64" | 3/4" | 3/16" |
| BL85210M** | 1/2" | 1" | 1/4" | 2-11/16" | 5/8" | 1/16" |

* Single Flute

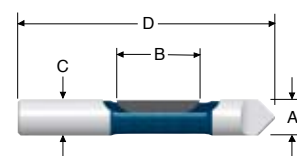
** Double Flute



Pilot Panel Bits w/Drill through Point-Single Flute

For windows and door cutouts in abrasive insulation materials, plywood and paneling.

| Item # | A. Cut Diameter | B. Flute Length | C. Shank Diameter | D. Overall Length |
|--------------------------------------|-----------------------|-----------------------|-------------------------|----------------------|
| Carbide Tipped Straight Flute | | | | |
| BL85407M | 1/2" | 2" | 1/2" | 4-3/4" |
| Carbide Tipped-Concave Fluted | | | | |
| BL85244M | 1/4" | 3/4" | 1/4" | 2-1/5" |
| BL85245M | 3/8" | 1" | 3/8" | 3" |





SURFACE FORMING

Core Box & "V" Groove w/Upper Ball Bearing 2 Flute

Designed for fluting and 'V' grooving cuts guided by a template or pattern. The shank-mounted ball-bearing pilot rides along the template edge, and the cutter duplicates the template contour in the workpiece. With a handheld router, the template must be on top of the workpiece. With a table-mounted router, the template must be on bottom of the workpiece.



| Item # | Cutting Area Width | Cutting Dimensions | Shank Size | Length | Type |
|---------|--------------------|--------------------|------------|--------|----------|
| AA45750 | 1/2" | 1/2" | 1/4" | 2" | V Groove |
| AA45950 | 1/2" | 3/8" | 1/4" | 2" | Core Box |

Sign making & Lettering Solid Carbide Cutting Head 3 Flute

This 3-flute, solid-carbide bit features an extra-fine 60° point that produces a clean, precise cut. For those intricate lines, this bit is superior to standard 'V' groove.



| Item # | Cutting Area Width | Cutting Dimensions | Shank Size | Length |
|---------|--------------------|--------------------|------------|--------|
| AA45730 | 9/16" | 7/16" | 1/4" | 2-1/4" |

Bowl & Tray - 2 Flute

Cuts flat, smooth bottom surfaces, vertical walls, and a transition radius between them, all in one pass. It can be used in handheld, table-mounted, and CNC routers.



| Item # | Cutting Area Width | Cutting Dimensions | Shank Size | Length |
|---------|--------------------|--------------------|------------|--------|
| AA45982 | 3/4" | 5/8" | 1/4" | 2-5/8" |
| AA45984 | 3/4" | 5/8" | 1/2" | 2-5/8" |
| AA45986 | 1-1/8" | 5/8" | 1/2" | 2-5/8" |

BITS, BLADES & CUTTERS

Bowl & Tray w/Upper Ball Bearing - 2 Flute

Same bit as above but with a shank-mounted bearing.

| Item # | Cutting Area Width | Cutting Dimensions | Shank Size | Length |
|---------|--------------------|--------------------|------------|--------|
| AA45990 | 3/4" | 5/8" | 1/2" | 2-5/8" |
| AA45992 | 1-1/8" | 5/8" | 1/2" | 2-5/8" |



Ball End - 2 Flute

Cut channels for pipes or cables using the ball end bit. The profile requires the cut to be made in a single pass. To reduce stress on the bit, cut an initial groove using a straight bit.

| Item # | Cutting Area | Cutting Dimensions | Shank Size | Length |
|---------|--------------|--------------------|------------|--------|
| AA45960 | 1/2" | 7/16" | 1/2" | 2-1/4" |
| AA45964 | 3/4" | 11/16" | 1/2" | 2-1/2" |



Core Box - 2 Flute

Cut half-round grooves for fluted moldings, columns, millwork, and signs using a core box bit. Used with an edge guide, it can cut coves. Can be used with handheld, table-mounted and CNC routers.

| Item # | Cutting Area Width | Cutting Dimensions | Shank Size | Length |
|---------|--------------------|--------------------|------------|---------|
| AA45900 | 1/8" | 3/8" | 1/4" | 1-3/4" |
| AA45904 | 1/4" | 1/4" | 1/4" | 1-5/8" |
| AA45906 | 3/8" | 1/4" | 1/4" | 1-1/2" |
| AA45908 | 3/8" | 1/4" | 1/2" | 2" |
| AA45910 | 1/2" | 3/8" | 1/4" | 1-1/2" |
| AA45912 | 1/2" | 3/8" | 1/2" | 2-1/8" |
| AA45914 | 5/8" | 7/16" | 1/4" | 1-5/8" |
| AA45918 | 3/4" | 7/16" | 1/4" | 1-3/4" |
| AA45920 | 3/4" | 7/16" | 1/2" | 2" |
| AA45924 | 1" | 5/8" | 1/4" | 1-3/4" |
| AA45926 | 1" | 11/16" | 1/2" | 2-1/8" |
| AA45928 | 1-1/4" | 3/4" | 1/2" | 2-5/16" |



Use in a table-mounted router.
Not for use in a handheld router.

Elongated Core Box - 2 Flute Extra Deep

Cut much deeper flutes than possible with a regular core box bit.

| Item # | Cutting Area Width | Cutting Dimensions | Shank Size | Length |
|---------|--------------------|--------------------|------------|--------|
| AA45930 | 3/8" | 1" | 1/2" | 2-3/4" |
| AA45932 | 1/2" | 1-1/4" | 1/2" | 2-3/4" |
| AA45944 | 1-1/4" | 1-1/4" | 1/2" | 2-3/4" |
| AA45946 | 1-1/2" | 1-1/4" | 1/2" | 2-3/4" |

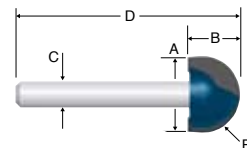


Carbide Tipped Core Box

Micro grain bits for cutting rounded grooves used in a variety of applications including doors and columns.

| Item # | A. Overall Diameter | B. Cutting Edge Length | C. Shank Diameter | D. Overall Length | E. Radius |
|----------|---------------------|------------------------|-------------------|-------------------|-----------|
| BL85444M | 1/4" | 1/4" | 1/4" | 1-5/8" | 1/8" |
| BL85445M | 3/8" | 1/4" | 1/4" | 1-1/2" | 3/16" |
| BL85446M | 1/2" | 3/8" | 1/4" | 1-1/2" | 1/4" |
| BL85448M | 3/4" | 7/16" | 1/4" | 1-3/4" | 3/8" |

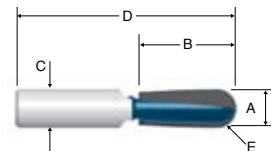
BOSCH



Carbide Tipped Core Box - 2 Flutes

Deeper cut round nose bits for cutting rounded grooves used in a variety of applications including doors and columns.

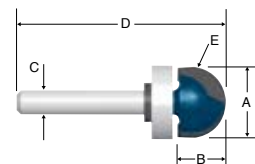
| Item # | A. Overall Diameter | B. Cutting Edge Length | C. Shank Diameter | D. Overall Length | E. Radius |
|----------|---------------------|------------------------|-------------------|-------------------|-----------|
| BL85449M | 1/2" | 1-1/4" | 1/2" | 2-3/4" | 1/4" |
| BL85450M | 3/4" | 1-1/4" | 1/2" | 2-3/4" | 3/8" |
| BL85451M | 1" | 1-1/4" | 1/2" | 2-3/4" | 1/2" |



Top Bearing Mounted - Carbide Tipped Core Box

Top bearing mounted bits ideal for template cutting, grooving, lettering, and plunge cutting from above and below the work piece.

| Item # | A. Overall Diameter | B. Cutting Edge Length | C. Shank Diameter | D. Overall Length | E. Radius |
|----------|---------------------|------------------------|-------------------|-------------------|-----------|
| BL85683M | 1/2" | 3/8" | 1/4" | 2" | 1/4" |



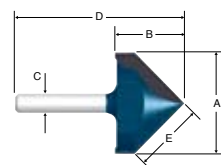
BITS, BLADES & CUTTERS

Carbide Tipped V-Groove & Scoring

Micro grain bits ideal for door front grooving, lettering, and sign work. Features shear angle cutter geometry for smooth, efficient cutting.

| Item # | A. Overall Dia. | B. Cutting Edge Length | C. Shank Dia. | D. Overall Length | E. Bevel |
|----------|-----------------------|------------------------------|---------------------|-------------------------|----------------|
| BL85219M | 9/16" | 3/4" | 1/4" | 1-3/4" | 7/16" (45°) |

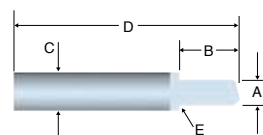
BOSCH



Solid Carbide Veining

Provincial design veining bits are intended for recessed design veining in fine cabinet surfaces and used extensively for door front grooving.

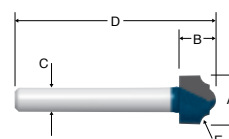
| Item # | A. Overall Dia. | B. Cutting Edge Length | C. Shank Dia. | D. Overall Length | E. Radius |
|---------|-----------------------|------------------------------|---------------------|-------------------------|--------------|
| BL85281 | 1/8" | 5/32" | 1/4" | 1-1/2" | 1/16" |



Carbide Tipped Classical

Micro grain bits are used for beautiful decorative grooving, adding a quality accent to any project. Also recommended for edge forming with a router guide.

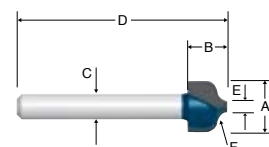
| Item # | A. Overall Dia. | B. Cutting Edge Length | C. Shank Dia. | D. Overall Length | E. Radius |
|----------|-----------------------|------------------------------|---------------------|-------------------------|--------------|
| BL85467M | 1/2" | 7/16" | 1/4" | 2" | 3/32" |



Carbide Tipped Ogee

Top bearing mounted bits ideal for template cutting, grooving, lettering, and plunge cutting from above and below the work piece.

| Item # | A. Overall Dia. | B. Cutting Edge Length | C. Shank Dia. | D. Overall Length | E. Small Dia. | F. Radius |
|----------|-----------------------|------------------------------|---------------------|-------------------------|---------------------|--------------|
| BL85462M | 1/2" | 3/8" | 1/4" | 2" | 0.157 | 5/64" |





CABINET/ JOINERY BITS

Raised Panel Groove - 2 Flute

Rout decorative grooves on solid wood or MDF panels and surfaces with a handheld or CNC router. Form edges using an edge guide.

| Item # | Cutting Area Width | Cutting Dimensions | Shank Size | Length |
|---------|--------------------|--------------------|------------|--------|
| AA56116 | 1-1/8" | 1/2" | 1/2" | 2-3/4" |



Classical Groove w/Ball Bearing Guide - 2 Flute

Rout decorative grooves on solid wood or MDF panels and surfaces with a handheld or CNC router. Form edges with a hand router equipped with an edge guide, or on a router table. Shank-mounted bearing allows cuts to be guided by a template mounted atop the work piece.


| Item # | Cutting Area Width | Cutting Dimensions | Shank Size | Length |
|---------|--------------------|--------------------|------------|--------|
| AA56140 | 1-3/8" | 9/16" | 1/2" | 2-5/8" |



Rabbet w/Ball Bearing Guide 2 Flute

This is the basic rabbeting bit. It cuts 3/8" wide and up to 1/2" deep. Switch to one of four optional ball-bearing guides to alter the width of cut. Use in all handheld and table-mounted routers.

| Item # | Cutting Area Width | Cutting Dimensions | Shank Size | Length |
|---------|--------------------|--------------------|------------|--------|
| AA49300 | 1-1/4" | 1/2" | 1/4" | 2" |
| AA49302 | 1-1/4" | 1/2" | 1/2" | 2-3/8" |



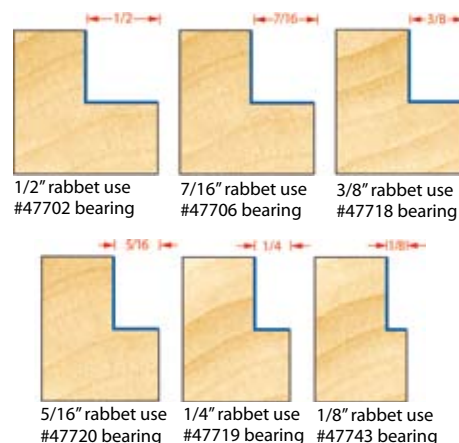
BITS, BLADES & CUTTERS

Multi-Rabbet w/Ball Bearing Guide 2 Flute

Six Different Rabbet Depths

The Multi-Rabbet bit steps in 1/16" increments from a 1/8" cut width to 1/2" simply by switching ball bearing guides. Six different bearings are provided. Depth of cut capacity of 1/2". Use in any handheld or table-mounted router.

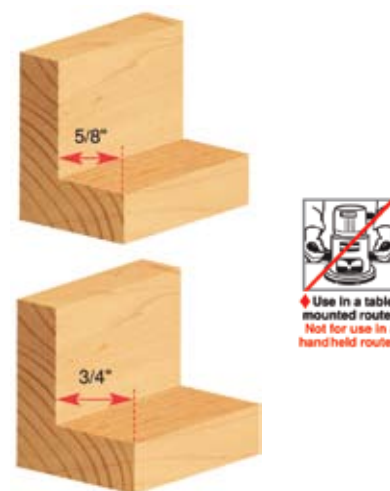
| Item # | Cutting Area Width | Cutting Dimensions | Shank Size | Length |
|---------|--------------------|--------------------|------------|--------|
| AA49340 | 1-3/8" | 1/2" | 1/4" | 2" |
| AA49350 | 1-3/8" | 1/2" | 1/2" | 2-3/8" |



Insert Superabbet™ w/Ball Bearing Guide

Ingenious rabbeting bits that will enable rabbet cuts from flush through 3/4" in 1/16" increments, and five undersized plywood sizes, using optional collars. Particularly useful when working with large stock, or when a precise rabbet depth is required (ie. 23/32 depth for plywood). There are 18 different rabbet sizes available between the standard and optional collars. The basic tools AA49360 & RC-49360) are supplied with a 2" diameter rabbet bit, hex key, instructions and all necessary parts for 5/8" and 3/4" depth rabbets.

| Item # | Cutting Area Width | Cutting Dimensions | Shank Size | Length |
|---------|--------------------|--------------------|------------|--------|
| AA49360 | 2" | 7/8" | 1/2" | 3" |




Superabbet™ Accessories - Collars & Collar Kits



AA67500

6-piece collar kit for 1/16", 1/8", 1/4", 3/8", 1/2" depth rabbets includes the following:

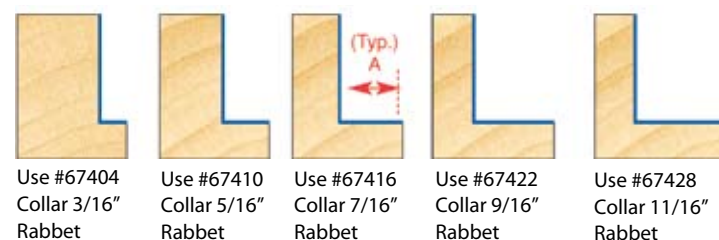
| Item # | Collar Dia. | 'A' Rabbet Depth |
|--------|-------------|------------------|
| 67398 | 2" | Flush |
| 67400 | 1-7/8" | 1/16" |
| 67402 | 1-3/4" | 1/8" |
| 67408 | 1-1/2" | 1/4" |
| 67414 | 1-1/4" | 3/8" |
| 67420 | 1" | 1/2" |



AA67600

5-piece collar kit for 3/16", 5/16", 7/16", 9/16", 11/16" depth rabbets includes the following:

| Item # | Collar Dia. | 'A' Rabbet Depth |
|--------|-------------|------------------|
| 67404 | 1-5/8" | 3/16" |
| 67410 | 1-3/8" | 5/16" |
| 67416 | 1-1/8" | 7/16" |
| 67422 | 7/8" | 9/16" |
| 67428 | 5/8" | 11/16" |





Dovetail 7° Angle - 2 Flute

For the Keller Dovetail Templates and certain Incra applications, 7° dovetail bits are required. This angle is also used in cutting stair stringers.

| Item # | Cutting Area Width | Cutting Dimensions | Shank Size | Length | Application |
|---------|--------------------|--------------------|------------|--------|-------------|
| AA45812 | 7/8" | 7/8" | 1/2" | 2-1/2" | Stair Tread |



Dovetail 7-1/2° Angle - 2 Flute

This dovetail bit is used with both Omnijig and the Incra dovetail jig.

| Item # | Cutting Area Width | Cutting Dimensions | Shank Size | Length | Application |
|---------|--------------------|--------------------|------------|--------|-------------------|
| AA45820 | 1/4" | 5/16" | 1/4" | 2-1/2" | Incra/ Omnijig |



Dovetail 9° Angle - 2 Flute

This bit is used for certain operations with the Incra dovetail system.

| Item # | Cutting Area Width | Cutting Dimensions | Shank Size | Length |
|---------|--------------------|--------------------|------------|--------|
| AA45800 | 3/8" | 3/8" | 1/4" | 2" |
| AA45802 | 3/8" | 3/8" | 1/2" | 2" |



Dovetail 14° Angle - 2 Flute

This bit is used for certain operations with the Incra dovetail system.

| Item # | Cutting Area Width | Cutting Dimensions | Shank Size | Length |
|---------|--------------------|--------------------|------------|--------|
| AA45804 | 1/2" | 1/2" | 1/4" | 1-3/4" |
| AA45806 | 1/2" | .532 | 1/2" | 2-1/2" |
| AA45816 | 3/4" | 3/4" | 1/2" | 3" |



Dovetail 14° Butterfly Spline - 2 Flute

This bit is used for certain operations with the Incra dovetail system.

| Item # | Cutting Area Width | Cutting Dimensions | Shank Size | Length |
|---------|--------------------|--------------------|------------|--------|
| AA45860 | 1-1/8" | 1-3/4" | 1/2" | 3-1/4" |



BITS, BLADES & CUTTERS

Dovetail w/Upper Ball Bearings - 2 Flute

This dovetail bit has a shank-mounted ball-bearing guide for routing dovetail slots following a template and pattern routing. The template must be mounted between the workpiece and the router. With a handheld router, the template must be on top of the work. With a table-mounted router, the template must be underneath the workpiece. template must be on top of the work. With a table-mounted router, the template must be underneath the workpiece.



| Item # | Cutting Area Width | Cutting Dimensions | Shank Size | Length |
|---------|--------------------|--------------------|------------|--------|
| AA45850 | 1/2" | 1/2" | 1/4" | 2-1/4" |

Keller Dovetail System

The popular Keller Templates require the use of straight and dovetail bits with shank-mounted pilot bearings.



| Item # | Cutting Area Width | Cutting Dimensions | Shank Size | Length |
|---------|--------------------|--------------------|------------|--------|
| AA45470 | 0.615" | 3/4" | 1/4" | 2-5/8" |

E-Z Dial Slot Cutter™

Create custom groove sizes.

- Shim-free and Adjustable
- Finally, a slot cutter with nothing to lose. No shims, no spacers
- Nothing to disassemble, just dial it, lock it, and cut it
- Easily makes perfect slots for today's undersized plywood
- One full turn of the adjustment dial changes the slot width by 1/32"
- Carbide tipped for long life



| Item # | Cutting Area Width | Cutting Dimensions | Shank Size | Length |
|---------|--------------------|--------------------|------------|--------|
| AA55500 | 2-1/8" | 1/8"-1/4" | 1/2" | 3-3/4" |
| AA55510 | 2-1/8" | 1/4"-1/2" | 1/2" | 3-3/4" |

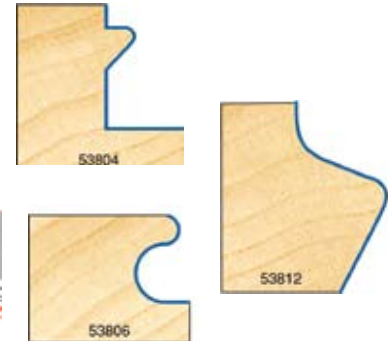




Finger Grip (Drawer Pull, Door Lip) - 2 Flute

Produce clean modern chests and cabinets uninterrupted by hardware pulls and knobs by integrating the pulls into the doors, drawers and lids. These one pass cutters offer many appearance and ergonomic options, providing positive grips and softened easy on the fingers edges. All bits can be used in CNC and table-mounted routers. Large diameter cutters will work in edge guide or template guide equipped handheld routers.

| Item # | Cutting Area Width | Cutting Dimensions | Shank Size | Length |
|---------|--------------------|--------------------|------------|---------|
| AA53804 | 7/8" | 13/16" | 1/2" | 2-5/16" |
| AA53806 | 3/4" | 3/4" | 1/2" | 2-5/16" |
| AA53812 | 2" | 1-1/4" | 1/2" | 2-3/4" |



Door Lip Assembly - 2 Flute

Mill the edges of doors and drawer fronts with this assembly, rounding the show edge and simultaneously forming a rabbet with a tapered shoulder on the back edge. Works on straight stock from 5/8" through 1" in thickness. Must be used in a table-mounted router.

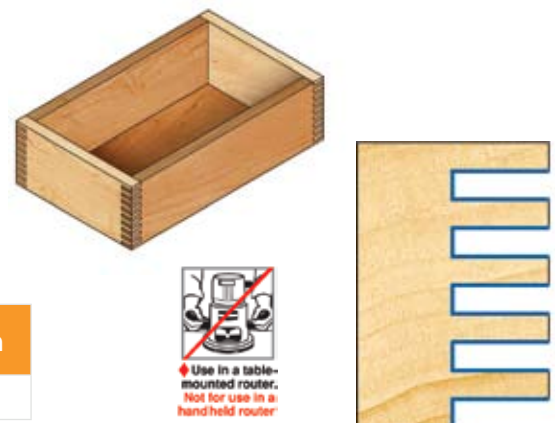
| Item # | Cutting Area Width | Cutting Dimensions | Shank Size | Length |
|---------|--------------------|--------------------|------------|--------|
| AA55300 | 1-9/16" | 1" | 1/2" | 3" |



Box Joint Set w/Ball Bearing Guide 3 Wing

'Box Joint' set containing 3-wing slotting cutters and spacers for producing jewelry boxes, drawers, etc. Complete with cutters, spacers, arbor and ball bearing to achieve 1/2" depth of cut. Recommended stock thickness (height: 3/4" through 1-5/8". For material over 1-5/8", two passes will accomplish joints up to 3".

| Item # | Cutting Area Width | Kerf | Shank Size | Length |
|---------|--------------------|--------|------------|--------|
| AA53610 | 1-7/8" | 1-3/8" | 1/2" | 3-3/4" |



BITS, BLADES & CUTTERS

Finger Joint Assembly w/Ball Bearing Guide 2 Wing


With this assembly, you can cut one-finger through five-fingers in multiple passes. Both cuts are performed the same way; you simply turn over the counter-cut for a perfect fit (see diagrams). All cutters feature 'chipbreakers' behind each cutting tooth which limits the thickness of the chip, allowing for a safer cut. Assembly includes 5 individual finger cutters, 1/2" shank arbor, 1 straight cutter, ball bearing guide, shims, spacers, washers and complete illustrated instructions. Can be used on 7/16" (1-finger) through 1-3/8" stock (5-fingers).



Counter Cut
Cut



Use in a table-mounted router.
Not for use in a hand held router



| Item # | Cutting Area Width | Cutting Dimensions | Shank Size | Length |
|---------|--------------------|--------------------|------------|--------|
| AA55392 | 1-9/16" | 1-3/8" | 1/2" | 3-3/4" |

45° Lock Miter - 2 Flute

First piece is cut flat (horizontal) and the second is cut perpendicular (vertical) to the first for a perfect fit. There is no need to re-align the router depth, provided that the wood is centered to the cutting edge of the bit. Not recommended for use in a pin router or a router table unless the length of your material can be handled easily.



Use in a table-mounted router.
Not for use in a hand held router

| Item # | Cutting Area Width | Cutting Dimensions | Shank Size | Length |
|---------|--------------------|--------------------|------------|--------|
| AA55390 | 2-11/16" | 1-3/16" | 1/2" | 2-5/8" |

Special Amerock® Hinge - 2 Flute

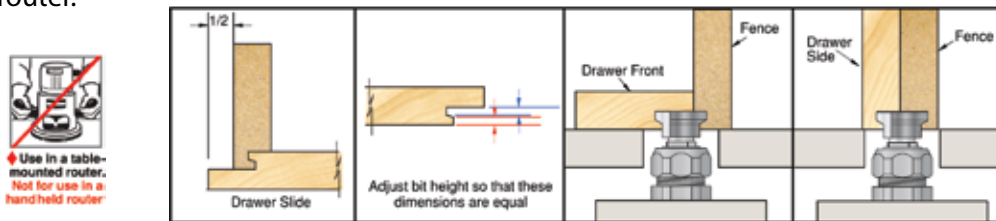
Note: These bits are not guaranteed due to fragility and application.



| Item # | Cutting Area Width | Cutting Dimensions | Shank Size | Length |
|---------|--------------------|--------------------|------------|--------|
| AA48100 | 1-1/8" | 21/32" | 3/8" | 2" |
| AA48102 | 1-19/32" | 21/32" | 3/8" | 2" |

Drawer Lock - 2 Flute

With this one bit, cut a lock joint that's ideal for quick construction of strong drawer boxes. Use in a table-mounted router only. The same bit setting is used for both halves of the joint; adjust the fence position slightly to switch between sides and fronts/back. The drawer front (or back) is laid flat on the tabletop and fed across the cutter. The side is braced vertically against the fence and fed across the cutter. You can use stock of any thickness and any composition and produce flush or lipped drawers. For best results use in a table-mounted router.



| Item # | Cutting Area Width | Cutting Dimensions | Shank Size | Length |
|---------|--------------------|--------------------|------------|---------|
| AA55386 | 3/4" | 1/2" | 1/4" | 1-5/16" |
| AA55387 | 1" | 1/2" | 1/2" | 1-5/16" |

T-Slot - 2 Flute

Designed for creating T-slot wall panels (used to cut their characteristic slots for many purposes) and radiused edges on the T-slots (allow easier adjustment of fixtures on the completed wall panels). Bits are not designed for plunging operations. For best results use in CNC and table-mounted routers.



| Item # | Cutting Area Width | Cutting Dimensions | Shank Size | Length |
|---------|--------------------|--------------------|------------|--------|
| AA45660 | 1-1/8" | 13/16" | 1/2" | 2-1/2" |
| AA45662 | 1-3/8" | 7/8" | 1/2" | 2-1/2" |



BITS, BLADES & CUTTERS

Tongue & Groove Assembly w/Ball Bearing Guide 2 Wing



Cut perfectly fitted tongue-and-groove joints on stock between 1/2" and 3/4" thick with a table-mounted router and this assembly. The tool consists of an arbor with an integral shank, two identical, removable slotting cutters, and a pair of bearings. To cut tongues, sandwich one bearing between the two cutters. To cut slots, mount one cutter between the two bearings.



| Item # | Cutting Area Width | Cutting Dimensions | Shank Size | Length |
|---------|--------------------|--------------------|------------|--------|
| AA55400 | 1-7/8" | 3/4" | 1/2" | 3" |

Wedge Tongue & Groove - 2 Flute

Can be used for T & G flooring or other applications requiring a wedge pattern type. For 5/8" through 1-1/4" stock.



| Item # | Cutting Area Width | Cutting Dimensions | Shank Size | Length | Application |
|---------|--------------------|--------------------|------------|--------|--------------|
| AA55410 | 1-1/4" | 1-1/4" | 1/2" | 2-3/4" | Wedge Groove |
| AA55412 | 1-1/4" | 1-1/4" | 1/2" | 2-3/4" | Wedge Tongue |

Bead & 'V' Paneling Assembly w/Ball Bearing Guide 2 Wing

Designed for Tongue & Groove solid wood paneling. Choose from either a 1/4" radius 'bead' pattern set (55330).



| Item # | Cutting Area Width | Cutting Dimensions | Shank Size | Length | Type |
|---------|--------------------|--------------------|------------|--------|------|
| AA55320 | 1-13/16" | 1/2"-1-3/16" | 1/2" | 3-1/8" | V' |
| AA55330 | 1-15/16" | 1/2"-1-3/16" | 1/2" | 3-1/8" | Bead |

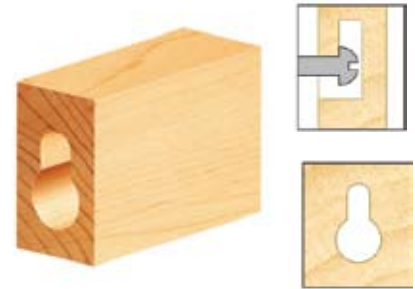


Use in a table-mounted router.
Not for use in a hand-held router



Keyhole - Single Flute

Form keyhole slots in plaques, picture frames, and other wall hanging items with this plunge cutting bit. Plunge to form the entry, and then advance the router to cut a short T-slot. Use in a handheld plunge router.



| Item # | Cutting Area Width | Cutting Dimensions | Shank Size | Length |
|---------|--------------------|--------------------|------------|--------|
| AA45650 | 3/8" | 3/8" | 1/4" | 1-1/2" |
| AA45652 | 1/2" | 3/8" | 1/4" | 1-1/2" |

Glue Joint - 2 Flute

Second piece is cut 'upside-down' to the first for a perfect fit. There is no need to realign the router depth, provided that the wood is centered to the cutting edge of the bit. For 5/8" through 1" material.



| Item # | Cutting Area Width | Cutting Dimensions | Shank Size | Length |
|---------|--------------------|--------------------|------------|--------|
| AA55388 | 1-7/8" | 1-3/32" | 1/2" | 2-5/8" |



Ogee Window Sash & Rail

This reversible assembly is designed to cut window sash and glass door parts, including rails, stiles, mullions and muntins on stock between 1-1/8" and 1-3/4" thick. Assembly includes an ogee profile cutter, rabbet cutter, one bearing, a 1/2" shank arbor, spacers, shims and washers.



| Item # | Cutting Area Width | Cutting Dimensions | Shank Size | Length |
|---------|--------------------|--------------------|------------|--------|
| AA55340 | 1-3/8" | 1-13/16" | 1/2" | 3-3/4" |



BITS, BLADES & CUTTERS

2 Piece Stile & Rail Sets w/Ball Bearing Guide - 2 Wing

Our rail and stile sets give you two complete bits, one for doing the rail cuts, one for the stiles. Make cabinet doors and all varieties of frame-and-panel assemblies for furniture and architectural applications. The same three profiles are available in either configuration. Bits in this set have profile and groove or rabbet cutters and ball-bearing guide mounted on a 1/2" shank.

Re-spacing of the components should only be necessary – using the provided shims – after the cutters have been re-sharpened. Use in a table-mounted router. Guide straight cuts with the fence; use the pilot bearing only for cuts on curved rails or stiles.



Concave



Ogee



Bead



| Item # | Cutting Area Width | Cutting Dimensions | Shank Size | Length | Type |
|---------|--------------------|--------------------|------------|---------|---------|
| AA55420 | 1-5/8" | 1-1/16" | 1/2" | 3-5/16" | Concave |
| AA55430 | 1-5/8" | 1-1/16" | 1/2" | 3-5/16" | Ogee |
| AA55440 | 1-5/8" | 1-1/16" | 1/2" | 3-5/16" | Bead |

Reversible Stile & Rail Assemblies w/Ball Bearing Guide - 2 Wing

Use one tool for both cuts by reversing the assembly. Includes shims that give perfect alignment before and after sharpening.



| Item # | Cutting Area Width | Cutting Dimensions | Shank Size | Length | Pattern Type |
|---------|--------------------|--------------------|------------|--------|--------------|
| AA55350 | 1-5/8" | 11/16" | 1/2" | 3" | Ogee |
| AA55370 | 1-5/8" | 11/16" | 1/2" | 3" | Traditional |
| AA55380 | 1-5/8" | 11/16" | 1/2" | 3" | Classical |
| AA55421 | 1-5/8" | 11/16" | 1/2" | 3-1/8" | Concave |



Ogee



Traditional



Classical

Tambour Door

Lonnie Bird's Tambour / Appliance Garage Door Bits - requires no cloth or wires. This three-piece router bit set is designed for creating tambours without the need for wires, canvas or glue. The unique design shapes slats that interlock. Each slat measures approximately 1/2" x 1". The minimum radius for the tambour door is 3-1/2"



| Item # | Cutting Area Width | Cutting Dimensions | Shank Size | Length |
|---------|--------------------|--------------------|------------|--------|
| AA49496 | 3/4" | 3/8" | 1/4" | 2" |

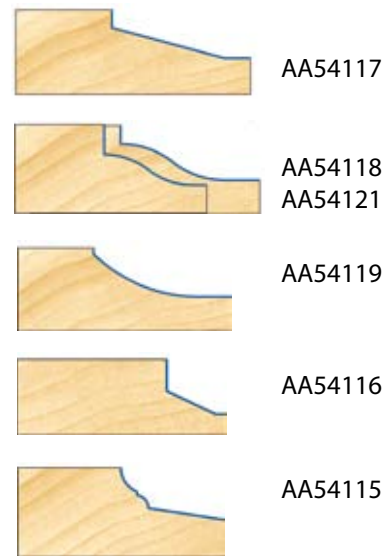




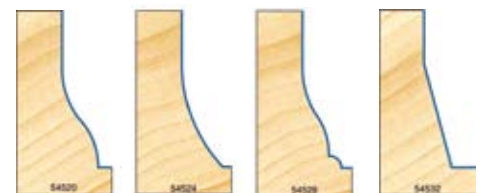
Raised Panel w/Ball Bearing Guide - 2 Flute

Create raised panels for cabinet doors, frame and panel furniture and architectural paneling with a raised panel bit. The cutter forms a fillet to delineate the raised field, a shaped band around the field and an integral tongue to fit the panel groove in the frame members. The profile contour and the reveal width varies. All tools have a 1/2" shank. Must be used in a table mounted 3+ horsepower router and run at reduced speed. Use these bits for panels with curved edges. Multiple passes recommended.

| Item # | Cutting Area Width | Cutting Dimensions | Shank Size | Length |
|--|--------------------|--------------------|------------|--------|
| Traditional Raised Panel w/Ball Bearing Guide | | | | |
| AA54117 | 3-3/8" | 1/2" | 1/2" | 2-3/8" |
| Ogee Raised Panel w/Ball Bearing - 2 Flute | | | | |
| AA54118 | 2-5/8" | 5/8" | 1/2" | 2-1/2" |
| AA54121 | 3-3/8" | 9/16" | 1/2" | 2-1/2" |
| Cove Raised Panel w/Ball Bearing Guide | | | | |
| AA54119 | 3-3/8" | 1/2" | 1/2" | 2-3/8" |
| Traditional Raised Panel w/Ball Bearing Guide | | | | |
| AA54115 | 2-1/2" | 1/2" | 1/2" | 2-3/8" |
| Classical Raised Panel w/Ball Bearing Guide | | | | |
| AA54116 | 2-1/2" | 1/8" | 1/2" | 2-3/8" |



| Item # | Cutting Area Width | Cutting Dimensions | Shank Size | Length | Type |
|--|--------------------|--------------------|------------|--------|-------------|
| Vertical Raised Panel - 2 Flute | | | | | |
| AA54520 | 1-3/16" | 1-5/8" | 1/2" | 3-1/8" | Ogee |
| AA54524 | 1-1/8" | 1-5/8" | 1/2" | 3-1/8" | Cove |
| AA54528 | 1-3/16" | 1-5/8" | 1/2" | 3-1/8" | Ogee w/Bead |
| AA54532 | 1-1/8" | 1-5/8" | 1/2" | 3-1/8" | Traditional |



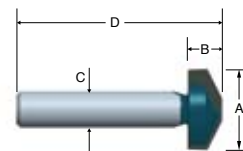
BITS, BLADES & CUTTERS

Carbide Tipped Raised Panel

Use a raised panel bit for cutting wide, shallow grooves in one pass for a raised panel effect.

| Item # | A. Overall Diameter | B. Cutting Edge Length | C. Shank Diameter | D. Overall Length |
|----------|---------------------------|------------------------------|-------------------------|-------------------------|
| BL85480M | 1-1/8" | 1/2" | 1/2" | 2-3/4" |

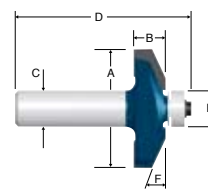
BOSCH



Carbide Tipped Raised Panel w/Bearing

Micro grain control cut bit used to create clean, simple lines to accentuate a surface.

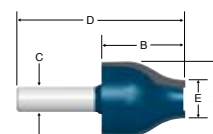
| Item # | A. Overall Dia. | B. Cutting Edge Length | C. Shank Dia. | D. Overall Length | E. Bearing Dia. | F. Angle |
|----------|-----------------------|------------------------------|---------------------|-------------------------|-----------------------|-------------|
| BL85583M | 1-5/8" | 1/2" | 1/2" | 2-3/8" | 1/2" | 25° |



Carbide Tipped Ogee Vertical Panel Raiser

Micro grain control cut bit for creating raised panel doors and drawer faces.

| Item # | A. Overall Diameter | B. Cutting Edge Length | C. Shank Diameter | D. Overall Length | E. Small Diameter |
|----------|---------------------------|------------------------------|-------------------------|-------------------------|-------------------------|
| BL85712M | 1-3/16" | 1-5/8" | 1/2" | 3-1/8" | 7/16" |



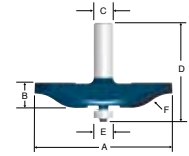
Carbide Tipped Ogee Raised Panel Cutters

Micro grain bit produce raised panel cuts along straight and curved panel edges.



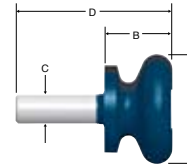
BOSCH

| Item # | A. Overall Dia. | B. Cutting Edge Length | C. Shank Dia. | D Overall Length | E. Bearing Dia. | F. Radius | Cutting Width |
|----------|-----------------------|------------------------------|---------------------|------------------------|-----------------------|--------------|------------------|
| BL85640M | 3-3/8" | 9/16" | 1/2" | 2-1/2" | 1/2" | 7/8" | 1-7/16" |



Carbide Tipped Finger Pull

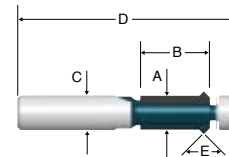
Micro grain control cut bit used to creates easy open door or drawer edges that eliminate metal pulls and enhance the hardwood effect.



| Item # | A. Overall Diameter | B. Cutting Edge Length | C. Shank Diameter | D. Overall Length |
|----------|---------------------------|------------------------------|-------------------------|-------------------------|
| BL84540M | 1-9/16" | 7/16" | 1/4" | 2-1/4" |

Carbide Tipped Face Frame/Flush Trim V-Groove

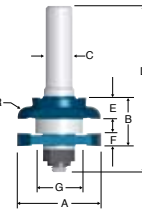
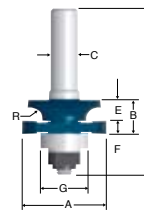
Micro grain bits used to flush face frame to cabinet side while at the same time cutting a V-groove down the cabinet joint. Also used for creating a decorative V-groove cut.



| Item # | A. Overall Dia. | B. Cutting Edge Length | C. Shank Dia. | D. Overall Length | E. Angle | Bearing Dia. |
|----------|-----------------------|------------------------------|---------------------|-------------------------|-------------|-----------------|
| BL85646M | 5/8" | 1" | 1/4" | 2-1/2" | 90° | 1/2" |
| BL85647M | 5/8" | 1" | 1/2" | 3" | 90° | 1/2" |

Carbide Tipped Beading Stile & Rail

Micro grain bits with shear angle geometry, super-sharp cutting edges and close-tolerance manufacturing to ensure consistently smooth, tight-fitting joints.

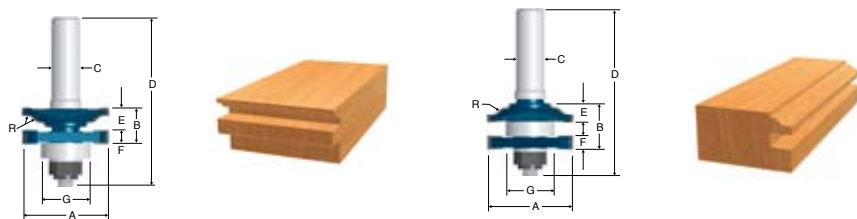


| Item # | A. Overall Dia. | B. Cutting Edge Length | C. Shank Dia. | D. Overall Length | E. Decorative Cut Depth | F. Kerf | G. Bearing Dia. | R. Radius |
|----------|--|------------------------------|---------------------|-------------------------|-------------------------------|------------|-----------------------|--------------|
| BL85621M | 1-5/8" | 5/8" | 1/2" | 3" | 5/8" | 1/4" | 7/8" | 7/32" |
| BL85622M | 1-5/8" | 57/64" | 1/2" | 3" | 1-5/8" | 1/4" | 7/8" | 1/2" |
| BL85620M | Beading stile and rail set includes 85621M and 85622M assemblies | | | | | | | |

BITS, BLADES & CUTTERS

Carbide Tipped Ogee Stile & Rail

Micro grain bits with shear angle geometry, super-sharp cutting edges and close-tolerance manufacturing to ensure consistently smooth, tight-fitting joints.


BOSCH


| Item # | A. Overall Dia. | B. Cutting Edge Length | C. Shank Dia. | D. Overall Length | E. Decorative Cut Depth | F. Kerf | G. Bearing Dia. | R. Radius |
|----------|---|------------------------|---------------|-------------------|-------------------------|---------|-----------------|-----------|
| BL85626M | 1-5/8" | 45/64" | 1/2" | 3" | 13/32" | 3" | 7/8" | 1/2" |
| BL85625M | Ogee stile and rail set includes 85626M and 85627M assemblies | | | | | | | |

Carbide Tipped Rabbeting

Micro grain control cut bits for making rabbeting cuts without the use of a router guide.

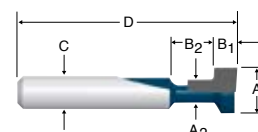
| Item # | Rabbet Width | A. Overall Dia. | B. Cutting Edge Length | C. Shank Dia. | D. Overall Length | E. Bearing Dia. |
|----------|--------------|-----------------|------------------------|---------------|-------------------|-----------------|
| BL85218M | 3/8" | 1-1/4" | 1/2" | 1/4" | 2" | 1/2" |
| BL85590M | 3/8" | 1-1/4" | 1/2" | 1/2" | 2-3/8" | 1/2" |
| BL85614M | 1/2" | 1-3/8" | 1/2" | 1/4" | 2" | 1/2" |
| BL85615M | 1/2" | 1-3/8" | 1/2" | 1/2" | 2-3/8" | 1/2" |



Carbide Tipped Keyhole

For plunge and slot cuts. Route mounting slots in picture frames and plaques.

| Item # | A1. Large Dia. | A2. Small Dia. | B. Cutting Edge | C. Shank Dia. | D. Overall Length |
|----------|----------------|----------------|-----------------|---------------|-------------------|
| BL85608M | 3/8" | 3/16" | 3/8" | 1/4" | 1-1/2" |

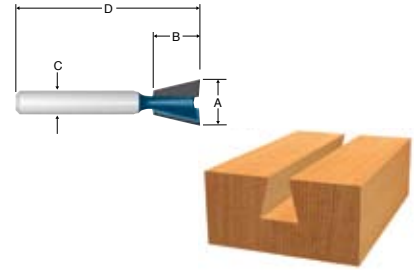


Carbide Tipped Dovetail

Micro grain bits for making dovetail joints.

| Item # | A. Overall Dia. | B. Cutting Edge Length | C. Shank Dia. | D. Overall Length | E. Degree |
|----------|-----------------------|------------------------------|---------------------|-------------------------|--------------|
| BL85240M | 17/30" | 1/2" | 1/4" | 1-7/8" | 15 ° |

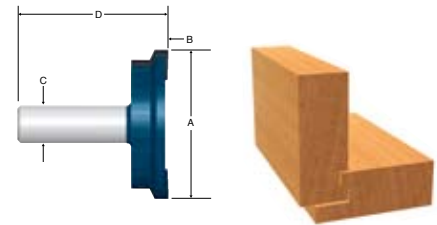
BOSCH



Carbide Tipped Drawer Lock Joint

Micro grain control cut for constructing durable drawer joints.

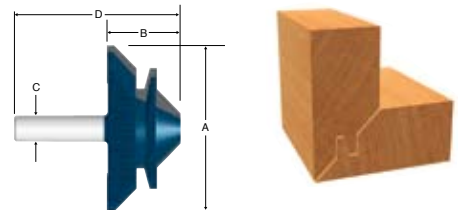
| Item # | A. Overall Diameter | B. Cutting Edge Length | C. Shank Diameter | D. Overall Length |
|----------|---------------------------|------------------------------|-------------------------|-------------------------|
| BL84512M | 1" | 1/2" | 1/2" | 1-5/16" |



Carbide Tipped Lock Miter

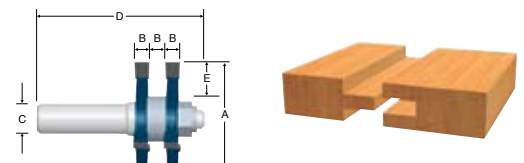
Micro grain control cut bit for making right angle joints and glue joints.

| Item # | A. Overall Diameter | B. Cutting Edge Length | C. Shank Diameter | D. Overall Length |
|----------|---------------------------|------------------------------|-------------------------|-------------------------|
| BL84508M | 2-11/16" | 1-3/16" | 1/2" | 2-5/8" |



Carbide Tipped Tongue & Groove

Micro grain bits designed to cut tongue and grooves on 1/2" through 3/4" thick material. To cut the tongue, use the complete assembly; to cut the groove, remove one slotting cutter.



| Item # | A. Overall Diameter | B. Cutting Edge Length | C. Shank Diameter | D. Overall Length | E. Decorative Cut Depth |
|----------|---------------------------|------------------------------|-------------------------|-------------------------|-------------------------------|
| BL84624M | 1-7/8" | 1/4" | 1/2" | 2-1/4" | 1/2" |

BITS, BLADES & CUTTERS

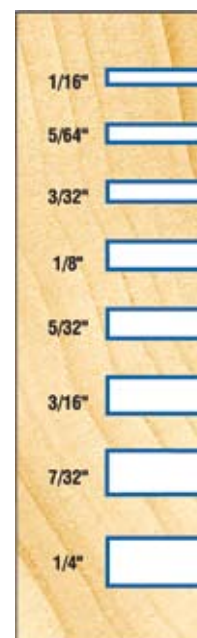


SLOTTING/ ARBOR CUTTERS

3 Wing Cutters

Two-and three-wing slotting cutters are available individually. Use a two-wing cutter for faster feed rates, three-wing cutters for better cut finish.

| Item # | Cutting Area Width | Kerf | Bore |
|---------|--------------------|-------|-------|
| AA53200 | 1-7/8" | 1/16" | 5/16" |
| AA53202 | 1-7/8" | 5/64" | 5/16" |
| AA53204 | 1-7/8" | 3/32" | 5/16" |
| AA53206 | 1-7/8" | 1/8" | 5/16" |
| AA53207 | 1-7/8" | 5/32" | 5/16" |
| AA53208 | 1-7/8" | 3/16" | 5/16" |
| AA53210 | 1-7/8" | 1/4" | 5/16" |

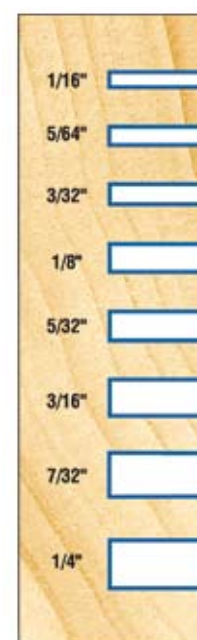


Slotting Cutter Assemblies 1/4" Shank 3 Wing

Groove edges for T-moldings, splines or biscuits, and other purposes. Rout tongue and groove joinery. Slotting cutters are available with either 2-wing or 3-wing cutters. Each assembly includes a cutter and bearing for a 1/2" deep cut, and a 1/4" shank arbor. Use with all handheld and table mounted routers.

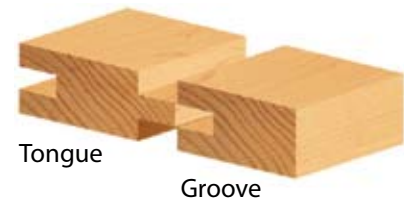


| Item # | Cutting Area Width | Kerf | Shank Size | Length |
|---------|--------------------|-------|------------|--------|
| AA53400 | 1-7/8" | 1/16" | 1/4" | 2-3/8" |
| AA53402 | 1-7/8" | 5/64" | 1/4" | 2-3/8" |
| AA53404 | 1-7/8" | 3/32" | 1/4" | 2-3/8" |
| AA53406 | 1-7/8" | 1/8" | 1/4" | 2-3/8" |
| AA53407 | 1-7/8" | 5/32" | 1/4" | 2-3/8" |
| AA53408 | 1-7/8" | 3/16" | 1/4" | 2-3/8" |
| AA53410 | 1-7/8" | 1/4" | 1/4" | 2-3/8" |



Quadraset 2-Wing Adjustable Slotting Assembly w/Ball Bearing Guide

The 'Quadraset' with its four cutters enables you to cut grooves and dados from 1/8" through 23/32" (3.2MM-18.0MM) in increments of 1/32" (0.1MM). Tongue & Groove can also be achieved with proper set-up. Fully diagrammed instructions included for both fractional and metric sizes. Complete with four cutters (1/8", 5/32", 3/16", 1/4"), arbor, ball bearing guide, spacers, and shims.



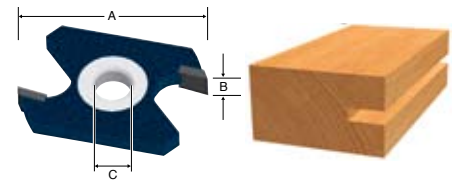
| Item # | Cutting Area Width | Kerf | Shank Size | Length |
|---------|--------------------|-------------|------------|--------|
| AA53600 | 1-7/8" | 1/8"-23/32" | 1/2" | 3" |



2-Wing Slotting Cutter

Micro grain control cut bits used for making slots for T-molding and weather stripping.

| Item # | A. Overall Diameter | B. Cutting Edge Length | C. Shank Diameter | Depth Of Cut |
|----------|---------------------|------------------------|-------------------|--------------|
| BL85520M | 1-7/8" | 1/4" | 5/16"(bore) | 1/2" |

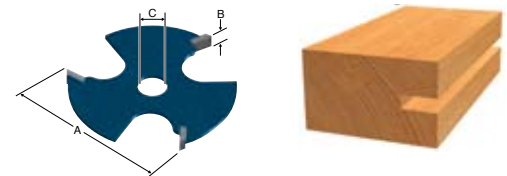


3-Wing Slotting Cutter

Micro grain control cut bits used for making slots for T-molding and weather stripping.

BOSCH

| Item # | A. Overall Diameter | B. Cutting Edge Length | C. Shank Diameter | Depth Of Cut |
|----------|---------------------|------------------------|-------------------|--------------|
| BL85526M | 1-7/8" | 1/16" | 5/16"(bore) | 1/2" |
| BL85527M | 1-7/8" | 5/64" | 5/16"(bore) | 1/2" |
| BL85528M | 1-7/8" | 5/64" | 5/16"(bore) | 1/2" |
| BL85529M | 1-7/8" | 1/8" | 5/16"(bore) | 1/2" |
| BL85530M | 1-7/8" | 5/32" | 5/16"(bore) | 1/2" |
| BL85609M | 1-7/8" | 3/16" | 5/16"(bore) | 1/2" |
| BL85610M | 1-7/8" | 1/4" | 5/16"(bore) | 1/2" |



Arbors for Slotting Cutters

For use with 2-wing and 3-wing slotting cutters.



BL82810



BL82811

| Item # | Arbor Dia. | Bearing Dia. | Length | Shank Dia. | For use with | Used on Part # |
|---------|------------|--------------|----------|------------|------------------------|---------------------------------------|
| BL82811 | 5/16" | 7/8" | 3" | 1/2" | 3 wing slotting cutter | 85520M, 85609M, 85610M |
| BL92813 | 5/16" | N/A | 1-23/32" | 1/4" | 3 wing slotting cutter | 85526M, 85527M, 85528M, 85529M, 92837 |
| BL82810 | 5/16" | 7/8" | 2-5/8" | 1/4" | 2 wing slotting cutter | 85517M, 85520M, 92837 |

BITS, BLADES & CUTTERS

BITS - SOLID SURFACE



SOLID SURFACE



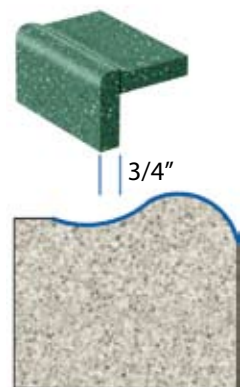
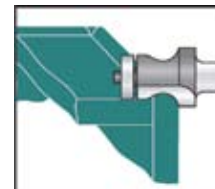
Amana Tool has developed a line of over 100 special tools for the fabrication of solid surface materials on the market. There are special tools for face-inlay, trimming, corner rounding and bullnosing as well as bits for counter-tops and bowls.



Counter-Top 'No Drip' Design w/Ball Bearing Guide - 2 Flute

This bit will cut a 'no-drip' edge on kitchen and vanity counter tops in on pass. Use in a hand-held router.

| Item # | Cutting Area Width | Cutting Dimensions | Shank Size | Length |
|---------|--------------------|--------------------|------------|--------|
| AA57118 | 1" | 7/8" | 1/2" | 3" |
| AA57120 | 1" | 1-1/8" | 1/2" | 3-1/4" |

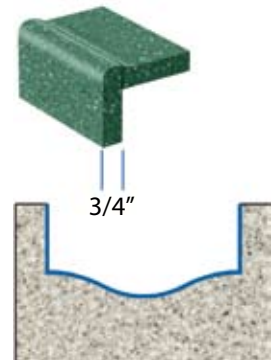
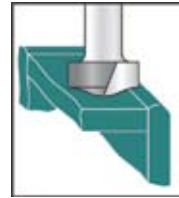




Counter-Top 'No Drip' Design - 2 Flute

This bit cuts the inner portion of a 'no-drip' edge on kitchen and vanity countertops, where there's no edge for a guide bearing to reference. Typically used with edge guide equipped router.

| Item # | Cutting Area Width | Cutting Dimensions | Shank Size | Length |
|---------|--------------------|--------------------|------------|--------|
| AA57146 | 1" | 1/2" | 1/4" | 1-1/2" |
| AA57148 | 1" | 1/2" | 1/2" | 2-1/8" |



Corner Rounding w/Ultra-Glide™ Radius Bearing - 2 Flute

A unique pilot bearing allows you to produce a true 180° bullnose with this corner rounding bit. Unlike a regular square-edge bearing, it follows the radiused surface produced on the first pass. Will neither leave a flat spot nor gouge the edge. Use the (optional) regular 1/4" x 5/8" steel bearing for the first pass.


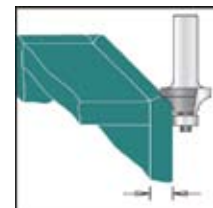
| Item # | Cutting Area Width | Cutting Dimensions | Shank Size | Length |
|---------|--------------------|--------------------|------------|--------|
| AA57192 | 2-1/8" | 1" | 1/2" | 3" |



Corner Rounding w/Ultra-Glide™ Ball Bearing Guide Assembly - 2 Flute

Use this bit for routing edges where there's access to a flat surface for the Ultra-Glide™ non-marring bearing to reference. Used in concert with either the Countertop (no drip) design bit or the corner rounding bit with a radius bearing, this bit will produce a no-drip edge or a bullnose in 2 passes.


| Item # | Cutting Area Width | Cutting Dimensions | Shank Size | Length |
|---------|--------------------|--------------------|------------|---------|
| AA57150 | 1-1/8" | 1/2" | 1/4" | 1-7/8" |
| AA57152 | 1-1/8" | 1/2" | 1/2" | 2-1/4" |
| AA57147 | 3/4" | 3/8" | 1/2" | 2-5/16" |
| AA57149 | 1" | 1/2" | 1/2" | 2-7/16" |
| AA57139 | 1-1/2" | 1/2" | 1/2" | 2-3/8" |
| AA57141 | 2" | 1/2" | 1/2" | 2-3/8" |



BITS, BLADES & CUTTERS

Round Under w/Upper Ball Bearing - 2 Flute

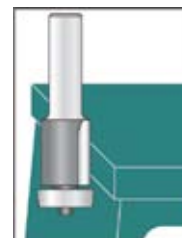
Application: Use with corner rounding bits, to cut a full 180° bull-nose on 1/2", 1", 1-1/2" or 2" thick stock without turning the material over. (Two 30"x98"x1/2" laminated sheets = 200 lbs. +). Also useful for 'on-site' cutting where a conventional round-over cannot be used. Furnished with Ultra-Glide™ non-marring Delrin® sleeved ball bearing guide.



| Item # | Cutting Area Width | Cutting Dimensions | Shank Size | Length |
|---------|--------------------|--------------------|------------|--------|
| AA57138 | 2-1/8" | 3/4" | 1/2" | 2-7/8" |
| AA57140 | 2-5/8" | 1" | 1/2" | 3" |

Bowl & Sink Trim w/Ultra-Glide™ Ball Bearing Guide - 2 Flute


Application: Using template, the first two tools (over-hang) will 'rough-out' the sink cut-out. The second tool (flush trim) will finish the cut. Furnished with Ultra-Glide™ non-marring Delrin® sleeved ball bearing guide.



| Item # | Cutting Area Width | Cutting Dimensions | Shank Size | Length |
|---------|--------------------|--------------------|------------|--------|
| AA57153 | 3/4" | 1" | 1/2" | 3-1/4" |
| AA57155 | 49/64" | 1-1/2" | 1/2" | 3-1/2" |
| AA57154 | 3/4" | 1" | 1/2" | 3-1/2" |

Flush Trim w/Ball Bearing Guide - 4 Flute

Application: Ultra Glide™ Ball Bearing Guide Assembly for a smooth cut finish when trimming solid surface materials, Feed rate is reduced, but chipping is virtually eliminated.



| Item # | Cutting Area Width | Cutting Dimensions | Shank Size | Length |
|---------|--------------------|--------------------|------------|--------|
| AA57184 | 3/4" | 1" | 1/2" | 3" |
| AA57186 | 3/4" | 2" | 1/2" | 4-1/2" |

Solid Carbide Spiral Plastic 'O' Flute - Single Flute

The most popular plastic router bit design. The plastic cutting spiral router bit was designed to eject chips Up or Down. Fits most CNC machines.

Super clean cuts designed to cut Acrylic, Nylon, ABS, PE, Acetal, PET, HDPE, UHMW, Polycarbonates, Polypropylene, Wood and Solid Surface.



| Item # Up-cut | Item # Down-cut | Cutting Area Width | Cutting Dimensions | Shank Size | Length |
|------------------|--------------------|-----------------------|-----------------------|---------------|--------|
| AA51410 | AA51510 | 1/8" | 1/2" | 1/8" | 2" |
| AA51412 | AA51512 | 3/16" | 5/8" | 3/16" | 2" |
| AA51404 | AA51504 | 1/4" | 3/4" | 1/4" | 2" |

4 Wing Cut Out Bits

Surell®, Fountainhead® & other solid surface undermount bowls.

For Corian® bowls, must be used with a Corian® bowl template.

NOTE: To achieve the best possible results use these bits with a variable speed router:

Minimum horsepower: 2-1/2 Speed: 12,000 RPM or less.





| Item # | Cutting Area Width | Cutting Dimensions | Shank Size | Length |
|---------|-----------------------|-----------------------|------------|---------|
| AA57165 | 3" | 3/16" | 1/2" | 3-5/32" |

Face-Inlay w/3 Ball Bearing Guides - 2 Flutes

Application: To inlay wood veneer, plastics, brass and other metals, into the face or edge of material. Three ball bearings are provided with each tool to perform three different inlay depths

| Item # | Cutting Area Width | Cutting Dimensions | Shank Size | Length |
|---------|-----------------------|-----------------------|---------------|--------|
| AA57102 | 7/8" | 1/8" | 1/2" | 3" |
| AA57100 | 7/8" | 1/4" | 1/2" | 3" |
| AA57112 | 7/8" | 3/4" | 1/2" | 3-1/2" |



AA57102, AA57100




AA57104, AA57106, AA57112

BITS, BLADES & CUTTERS

Counter Top Trim - 6 Wing

Create extra smooth shallow recesses in countertops with this 6 wing tool. The radiused cutting tips produce an edge that's easy on the fingers and simple to clean. Use in a handheld router.

| Item # | Cutting Area Width | Cutting Dimensions | Shank Size | Length |
|---------|--------------------|--------------------|------------|---------|
| AA57136 | 2-1/16" | 1/4" | 1/2" | 3-5/16" |



Edge Face Cove w/Ultra-Glide™ Ball Bearing Guide Assembly - 2 Flute

This bit cuts a large flute in the edge of a counter with the router resting on the top surface. For use on solid surface material.

| Item # | Cutting Area Width | Cutting Dimensions | Shank Size | Length |
|---------|--------------------|--------------------|------------|--------|
| AA57164 | 1" | 5/8" | 1/2" | 2-3/4" |



Cove/Backsplash w/Ultra-Glide™ Ball Bearing Guide Assembly - 2 Flute

Radius the transition from horizontal counter top surface to vertical backsplash with this bit. The cutting profile is a modified cove, having rounded corners separated by a flat. A shank mounted Ultra-Glide bearing guides the cut. Use in a handheld router.



| Item # | Cutting Area Width | Cutting Dimensions | Shank Size | Length |
|---------|--------------------|--------------------|------------|--------|
| AA57232 | 1-1/8" | 1/2" | 1/2" | 2-7/8" |



Roman Ogee with Ultra-Glide™ Ball Bearing Guide Assembly - 2 Flute

Form a classic Roman ogee profile on the edges of solid surface materials without concern that the bearing will damage it. This bit's Ultra-Glide bearing is gentle on the material.

| Item # | Cutting Area Width | Cutting Dimensions | Shank Size | Length |
|---------|--------------------|--------------------|------------|--------|
| AA57127 | 1-1/8" | 5/8" | 1/2" | 2-1/2" |




Undermount Bowl with Ultra-Glide™ Ball Bearing Guide Assembly - 2 Flute

Undermount Application: Decorative, finished edges for 'under mount' type bowls.

Among others, can be used for Corian® sink & bowl #'s 802S, 804S, 805S, 809S, 810S, and 871S.

Bevel Mount Application (Tool AA57122 Only):

Among others, can be used for Corian® sink & bowl #'s 804A, 805A, 830A, 852LA, 852RA, and 854RA.



| Item # | Cutting Area Width | Cutting Dimensions | Shank Size | Length | Application |
|---------|--------------------|--------------------|------------|--------|-------------|
| AA57128 | 2-1/8" | 1" | 1/2" | 3" | Roundover |
| AA57130 | 2-1/4" | 1-1/4" | 1/2" | 3-1/4" | Roundover |
| AA57124 | 2-1/8" | 1" | 1/2" | 3" | Ogee |
| AA57126 | 2-1/4" | 1-1/4" | 1/2" | 3-1/4" | Ogee |
| AA57122 | 1-1/4" | 15/16" | 1/2" | 3" | Bevel |

Undermount Bowl w/ Ultra-Glide™ Ball Bearing Guide Assembly - 2 Flute Assembly for Corian Bowl #'s 874S, 810AS, 850, 857S, 859S, 871S, 872S, 891S, 893S

| Item # | Cutting Area Width | Cutting Dimensions | Shank Size | Length | Description |
|---------|--------------------|--------------------|------------|--------|-------------|
| AA57156 | 1-25/32" | 11/16" | 1/2" | 2-1/2" | Roundover |
| AA57158 | 2" | 11/16" | 1/2" | 2-1/2" | Roundover |
| AA57160 | 2-1/8" | 1" | 1/2" | 2-1/2" | Roundover |
| AA57168 | 1-1/4" | 1" | 1/2" | 2-1/2" | Bevel |



Wilsonart® Bowl w/ Ultra-Glide™ Ball Bearing Guide Assembly - 2 Flute

| Item # | Cutting Area Width | Cutting Dimensions | Shank Size | Length | Countertop Thickness-A | Application |
|---------|--------------------|--------------------|------------|----------|------------------------|-------------|
| AA57161 | 2-3/8" | 7/8" | 1/2" | 2-11/16" | 1/2"-3/4" | Roundover |




BITS, BLADES & CUTTERS

Top Mount Bowl & Counter-Top w/ Ball Bearing Guide 2 Flute

Application: To prepare counter-top & bowl edges for top mount or 'drop-in' type sinks & bowls. Among others, used for Corian® sink & bowl #'s 809E, 810, 871E and 872E.

| Item # | Cutting Area Width | Cutting Dimensions | Shank Size | Length | Application |
|---------|--------------------|--------------------|------------|--------|-------------|
| AA57142 | 1-1/8" | 1" | 1/2" | 3-1/8" | Bowl Bit |
| AA57144 | 1-1/8" | 1" | 1/2" | 3-1/8" | Countertop |



AA57144


Top Mount Router European Type

Application: For sink cut-outs and to prepare countertop for top mount installation of sink or bowl. Among others can be used for Corian® sink & bowl #'s 830A, 825RA, 852LA and 854RA.

| Item # | Cutting Area Width | Cutting Dimensions | Shank Size | Length | Application |
|---------|--------------------|--------------------|------------|--------|---------------|
| AA57132 | 29/32" | 15/16" | 1/2" | 2-1/2" | 2-Flute Bevel |
| AA57134 | 31/32" | 5/8" | 1/2" | 2-3/8" | 2-Flute Ogee |



AA57132

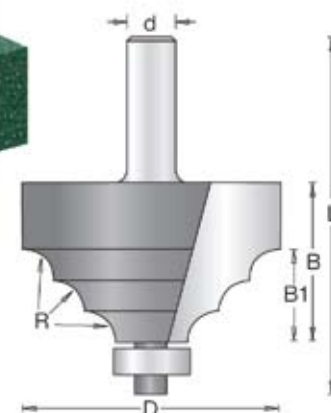


AA57134



Decorative Edge w/ Ultra-Glide™ Ball Bearing Guide Assembly - 2 Flute

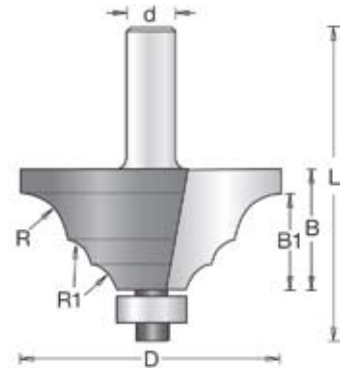
| Item # | D | R | B | B1 | d | L |
|---------|--------|-------|--------|--------|------|--------|
| AA57200 | 2-5/8" | 5/16" | 1-5/8" | 15/16" | 1/2" | 3-1/2" |



Decorative Edge w/ Ultra-Glide™ Ball Bearing Guide Assembly - 2 Flute



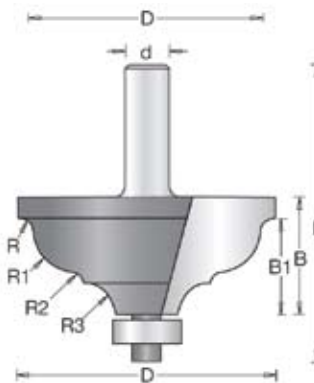
| Item # | D | R | R1 | B | B1 | d | L |
|---------|--------|------|------|---------|----|------|--------|
| AA57208 | 2-3/4" | 1/2" | 1/4" | 1-5/16" | 1" | 1/2" | 3-1/8" |




Decorative Edge w/ Ultra-Glide™ Ball Bearing Guide Assembly - 2 Flute



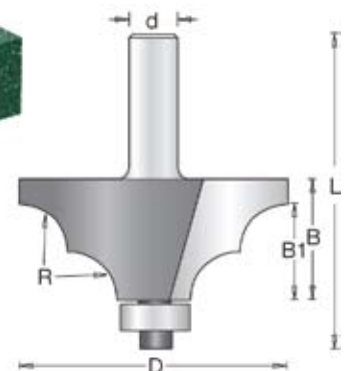
| Item # | D | R | R1 | R2 | R3 | B | B1 | d | L |
|---------|----|-------|------|------|------|---------|---------|------|---------|
| AA57210 | 3" | 3/16" | 1/2" | 1/8" | 3/8" | 1-9/16" | 1-5/32" | 1/2" | 3-5/16" |



Decorative Edge w/ Ultra-Glide™ Ball Bearing Guide Assembly - 2 Flute



| Item # | D | R | B | B1 | d | L |
|---------|--------|------|--------|----|------|--------|
| AA57214 | 2-3/4" | 1/2" | 1-1/4" | 1" | 1/2" | 3-1/4" |

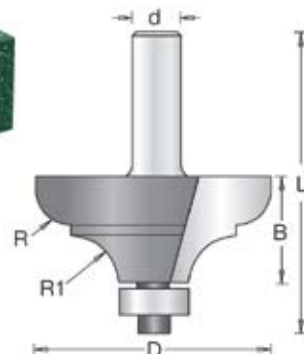


BITS, BLADES & CUTTERS

Decorative Edge w/ Ultra-Glide™ Ball Bearing Guide Assembly - 2 Flute

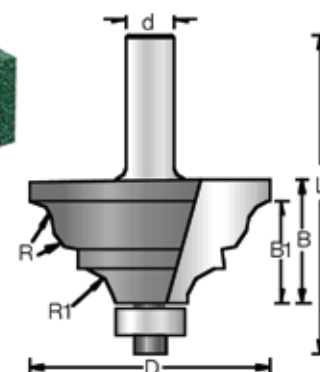


| Item # | D | R | B | B1 | d | L |
|---------|--------|------|------|--------|------|--------|
| AA57216 | 2-1/2" | 3/8" | 1/2" | 1-1/8" | 1/2" | 3-1/8" |



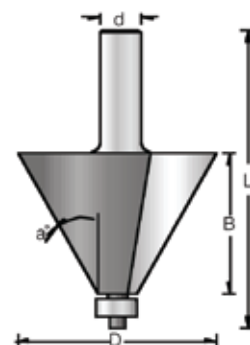

Decorative Edge w/ Ultra-Glide™ Ball Bearing Guide Assembly - 2 Flute

| Item # | D | R | R1 | B | B1 | d | L |
|---------|--------|------|------|--------|---------|------|---------|
| AA57218 | 2-1/2" | 3/8" | 1/4" | 1-1/4" | 1-1/16" | 1/2" | 3-3/16" |



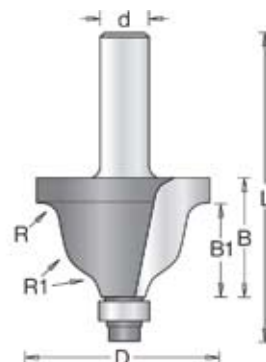
Chamfer w/ Ultra-Glide™ Ball Bearing Guide Assembly - 2 Flute

| Item # | D | a° | B | d | L |
|---------|----------|-----|--------|------|--------|
| AA57220 | 2" | 45° | 3/4" | 1/2" | 2-5/8" |
| AA57258 | 2-17/32" | 30° | 1-3/4" | 1/2" | 3-5/8" |



Long Ogee w/ Ultra-Glide™ Ball Bearing Guide Assembly - 2 Flute

| Item # | D | R | R1 | B | B1 | d | L |
|---------|--------|--------|--------|--------|----|------|--------|
| AA57246 | 1-3/4" | 15/64" | 33/64" | 1-1/4" | 1" | 1/2" | 3-1/4" |



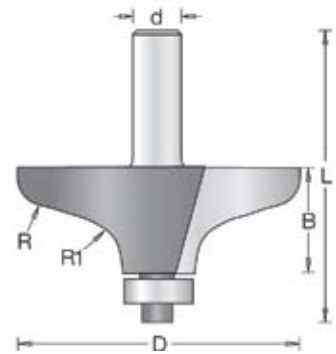
Decorative Edge w/ Ultra-Glide™ Ball Bearing Guide Assembly - 2 Flute



| Item # | D | R | R1 | B | d | L |
|---------|----|-------|------|--------|------|--------|
| AA57248 | 3" | 5/16" | 1/2" | 1-1/8" | 1/2" | 3-1/8" |



Use in a table-mounted router.
Not for use in a handheld router

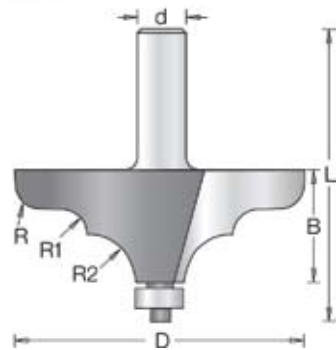


Decorative Edge w/ Ultra-Glide™ Ball Bearing Guide Assembly - 2 Flute

| Item # | D | R | R1 | R2 | B | d | L |
|---------|----|------|--------|------|----------|------|---------|
| AA57252 | 3" | 1/4" | 15/64" | 1/2" | 1-11/64" | 1/2" | 3-1/16" |



Use in a table-mounted router.
Not for use in a handheld router



Corner Round Beading Set - 2 Flute • 1/4" Shank


Set consists of one each of the following:

1. **49496** - 1/8" Radius Corner Round, 1/4" Shank
2. **49500** - 3/16" Radius Corner Round, 1/4" Shank
3. **49504** - 1/4" Radius Corner Round, 1/4" Shank
4. **49512** - 3/8" Radius Corner Round, 1/4" Shank
5. **49516** - 1/2" Radius Corner Round, 1/4" Shank
6. **47702** - 3/16" X 3/8" Bearing (changes all above to beading)
7. **5000** - 3/32" Hex Key



Set No. AMS-550

| Item # | Description |
|-----------|--|
| AAAMS-550 | 2-Flute, 1/4" Shank Corner Round Beading Set |




1/8" Corner Round 1/8" Bead 3/16" Corner Round 3/16" Bead 1/4" Corner Round 1/4" Bead 3/8" Corner Round 3/8" Bead 1/2" Corner Round 1/2" Bead

BITS, BLADES & CUTTERS

Carbide Tipped Under Round

Micro grain bits used for cutting bottom half of bull nose on 1" or 1-1/2" material without turning the material over.


| Item # | A. Overall Dia. | B. Cutting Edge Length | C. Shank Dia. | D. Overall Length | E. Cutting Radius |
|----------|-----------------------|------------------------------|---------------------|-------------------------|-------------------------|
| BL85692M | 2-1/8" | 3/4" | 1/2" | 2-7/8" | 1/2" |



Carbide Tipped No-Drip

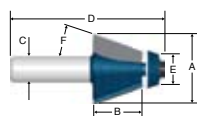
Micro grain bit used to cut a no drip edge where countertop and face material meet.

| Item # | A. Overall Dia. | B. Cutting Edge Length | C. Shank Dia. | D. Overall Length |
|----------|-----------------------|------------------------------|---------------------|-------------------------|
| BL85694M | 1" | 1/2" | 1/2" | 2-1/8" |



Carbide Tipped Bevel Bowl

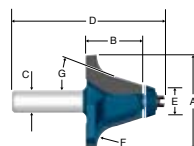
Micro grain bit for use when fabricating solid under mount bowls.



| Item # | A. Overall Diameter | B. Cutting Edge Length | C. Shank Dia. | D. Overall Length | E. Bearing Dia. | F. Cutting Width |
|----------|---------------------------|------------------------------|---------------------|-------------------------|-----------------------|------------------------|
| BL85659M | 1-1/4" | 15/16" | 1/2" | 3" | 3/4" | 10° |

Carbide Tipped Roundover Bowl

Micro grain bit for use when fabricating solid under mount bowls.



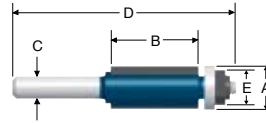
| Item # | A. Overall Diameter | B. Cutting Edge Length | C. Shank Diameter | D. Overall Length | E. Bearing Diameter | F. Cutting Radius | G. Angle |
|----------|---------------------------|------------------------------|-------------------------|-------------------------|---------------------------|-------------------------|-------------|
| BL85660M | 2-1/8" | 1" | 1/2" | 3" | 3/4" | 1/2" | 18° |
| BL85661M | 2-1/4" | 1-1/4" | 1/2" | 3-1/4" | 3/4" | 1/2" | 18° |

BOSCH

Bowl & Sink Trim

For sink cutouts.

Creates flush finished cut.

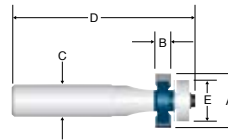


| Item # | A. Overall Diameter | B. Cutting Edge Length | C. Shank Diameter | D. Overall Length | E. Small Diameter |
|----------|---------------------------|------------------------------|-------------------------|-------------------------|-------------------------|
| BL85701M | 3/4" | 1" | 1/2" | 3-1/2" | 0° Flush Trim |



Carbide Tipped Inlay

Micro grain bits for use when inlaying on solid surface and hardwood material.

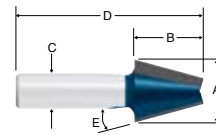


| Item # | A. Overall Diameter | B. Cutting Edge Length | C. Shank Diameter | D. Overall Length | E. Bearing Diameter |
|----------|---------------------------|------------------------------|-------------------------|-------------------------|---------------------------|
| BL85653M | 7/8" | 1/2" | 1/2" | 3-1/2" | 1/2" |
| BL85656M | 7/8" | 3/4" | 1/2" | 3-1/2" | 1/2" |



Carbide Tipped Flush Mount Bowl

Micro grain bit for use when mounting flush or recessed bevel mount bowls to counter tops.

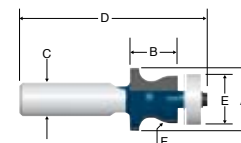


| Item # | A. Overall Diameter | B. Cutting Edge Length | C. Shank Diameter | D. Overall Length | E. Small Diameter |
|----------|---------------------------|------------------------------|-------------------------|-------------------------|-------------------------|
| BL85648M | 29/32" | 15/16" | 1/2" | 2-1/2" | 15° |



Carbide Tipped No-Drip Bowl w/Bearing

Micro grain bit for use in fabricating decorative edging on solid surface, composite and hardwood materials.



| Item # | A. Overall Diameter | B. Cutting Edge Length | C. Shank Diameter | D. Overall Length | E. Bearing Diameter | F. Cutting Radius |
|----------|---------------------------|------------------------------|-------------------------|-------------------------|---------------------------|-------------------------|
| BL85665M | 1" | 1-1/8" | 1/2" | 3-1/4" | 3/4" | 5/16" |



BITS, BLADES & CUTTERS

Bearing Enlargers

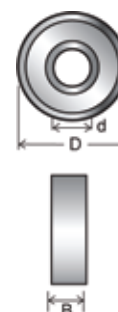
Use Bosch bearing enlargers for changing profiles, widths and rabbeting depths of ball bearing piloted router bits with 3/16" O.D. pilots

BOSCH

| Item # | Inside Diameter | Outside Diameter |
|---------|-----------------|------------------|
| BLBE006 | 3/16" | 3/4" |
| BLBE007 | 3/16" | 7/8" |
| BLBE008 | 3/16" | 1" |
| BLBE009 | 3/16" | 1-1/8" |

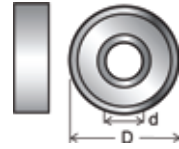


Steel Ball Bearing Glides Replacement Parts



| Item # | Application | Od | OD | B |
|--|---|-------|--------|-------|
| Fractional Listed Size/Steel Shields & Teflon Shields | | | | |
| AA47701 | 45460,45461,45750,45950,57100,57106,57112,RC-1014 | 1/4" | 1/2" | 3/16" |
| AA47706 | Fits 1/2" Diameter Flush Trim, Some Bevel Trim, All Corner Rounds, Raised Panel, Rabbet, Ovolo, Many Types Of Form Bits And 51570,54160,54162,54198,54370 & New Style 54200,54220 | 3/16" | 1/2" | 3/16" |
| AA47712 | 45462,45476,45478,45479,45809,45811,47180,51530,51532,51534,54188,54190,54192,54194,54296,54324,54350,54352,54354,54356,57100,57106,57112,Rc Series Bevel Trim Bits | 1/4" | 5/8" | 3/16" |
| AA47721 | 45463,45465,45990 | 1/2" | 3/4" | 5/32" |
| AA47708 | 1/2" Depth Of Cut Slotting Assemblies, All Stile & Rail, 49730,49770,53610,55400,55401,56148,55340 | 5/16" | 7/8" | 9/32" |
| AA47714 | 45464,45988,47140,47182,51574,51576,57100,57106,57112,And Old Style 57118,57120 | 1/4" | 3/4" | 9/32" |
| AA47723 | 47090,47092, 1/4" Diameter Trim Bits | 1/8" | 1/4" | 7/64" |
| AA47738 | 45468,45789,45992,51590,57142,57144 And Old Style 57138 & 57140 For New Style 57138 & 57140 Use Ultra-Glide 47737 | 1/2" | 1-1/8" | 5/16" |
| AA47702 | 3/8" Diameter Flush Trim, All Beading Bits,49300,49302,49340,49350,49540,49542,49550,Many Types Of Form Bits | 3/16" | 3/8" | 1/8" |
| AA47704 | 47206,49400,49402,Smaller Cove Bits,Several Types Of Form Bits,And Old Style 3/8" Diameter Trim Bits, New No-File Bits | 1/8" | 3/8" | 5/32" |
| Metric Listed Size/Steel Shields | | | | |
| AA47711 | RC series flush trim bits | 6mm | 19mm | 6mm |
| AA47754 | 45467 | 15mm | 1 | 7/32" |

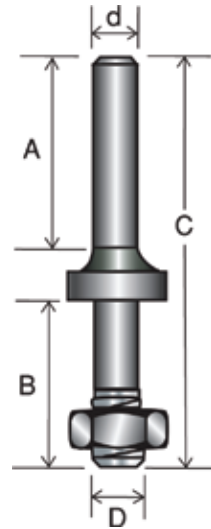
Ultra-Glide High Performance Ball Bearing Guide Assemblies Replacement Parts



| Item # | Application | Od | OD | B |
|---------|---|-------|---------|-----|
| AA47707 | 1/2" Diameter Flush Trim, Corner Rounds, Etc. All Tools That Accept Our Regular 47706 Steel Bearing | 3/16" | 1/2" | 0 |
| AA47709 | 47140, 57154 Trim Bits, And New Style 57118, 57120, 57257 | 1/4" | 3/4" | 0 |
| AA47726 | New Style 57122, And Other Solid Surface Type Bits | 1/4" | 7/8" | 10° |
| AA47727 | Slot Cutter Assemblies, 1/4" Depth Of Cut And 53610 | 5/16" | 1-3/8" | 0 |
| AA47728 | Slot Cutter Assemblies, 3/8" Depth Of Cut And 53610 | 5/16" | 1-9/64" | 0 |
| AA47731 | 57156 Through 57168 Bowl Bits Only | 1/4" | 7/8" | 10° |

Router Arbors with Hex Nut and Washers Replacement Parts

| Item # | Application | OD | Od | A | B | C |
|---------|---|------------|------|--------|------|--------|
| AA47600 | 2 & 3 Wing Slotting Assemblies & Single 4 Wing Trim Cutter Assemblies | 5/16-24 NF | 1/4" | 1-1/4" | 7/8" | 2-3/8" |
| AA47604 | 2 & 3 Wing Slotting Assemblies & Single 4 Wing Trim Cutter Assemblies | 5/16-24 NF | 1/2" | 1-1/2" | 7/8" | 2-3/8" |



Ball Bearing Retaining Collar Replacement Parts

| Item # | Use on Tool #'s | Face Thickness | Diameter |
|---------|----------------------------|----------------|---------------|
| AA47739 | 45463, 45465, 45467, 45991 | 15/64" | 1/2" x 23/32" |

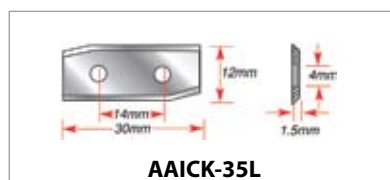



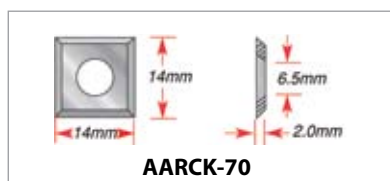



BITS, BLADES & CUTTERS

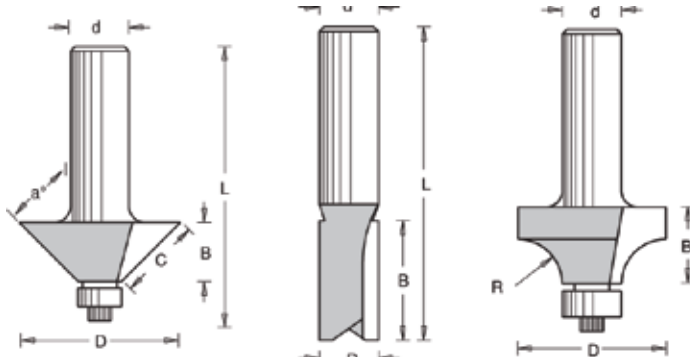
Straight Carbide Insert Knives Replacement Parts



| Item # | Tool Application | Use |
|----------|--|--|
| AAAMA12 | Insert Trim Bits, RC-1000, RC-1008, RC-1010, RC-1012, RC-1014, RC-1024, RC1026, RC-2257, RC-2258 | General Purpose Wood, Chipboard, Plywood |
| AARCK70 | Insert Cutter Heads, 61288, 61292, 61340, 61360, 61362, 61460, 61462, 61470, 61472, 61480, 61482 | General Purpose Wood, Chipboard, Plywood |
| AAAMA30 | Insert Straight Bits, RC-1080, RC-1082, RC-1154, RC-2080, RC-2082, RC-2154 | General Purpose Wood, Chipboard, Plywood |
| AAICK30 | Insert Straight Bits, RC-1002, RC-1004 and General Use | General Purpose Wood, Chipboard, Plywood |
| AARCK30 | Insert Straight Bits, RC-1084, RC-1086, RC-1088, RC-1090, RC-1156, RC-1160, RC-1164, RC-2084, RC-2086, RC-2088, RC-2090, RC-2156, RC-2160, RC-2164 | General Purpose Wood, Chipboard, Plywood |
| AARCK50 | Insert Cutter Heads, RC-1158, RC-1162, RC-1166, RC-2158, RC-2162, RC-2164 | General Purpose Wood, Chipboard, Plywood |
| AAICK35L | Edgebander Trim Knives, Left Hand | General Purpose Wood, Chipboard, Plywood |



Router Bit Selection & Terminology



ROUTER TOOL TERMINOLOGY

Cutting Diameter ('D') - Largest cutting diameter of the tool and is represented in fractions, decimals and/or millimeters.

Cutting Length ('B or C') - Length or 'depth' of the cutting edge. This dimension usually represents the cutting edge length parallel to the length of the shank. Represented in fractions and/or millimeters.

Shank Diameter ('d') - Largest diameter of the shank and is equivalent to the router collet inside diameter that is necessary to use the tool. This dimension is represented in fractions.

Overall Length ('L') - Total length of a router bit from the top of the shank to the bottom of the tool at its furthestmost point. This dimension is represented in fractions and/or millimeters.

Radius ('R') - One-half the diameter of a complete circle and is shown in fractions and/or millimeters.

Bevel Angle ('a°') - Angle formed between the cutting tool edge and a straight line drawn parallel or perpendicular to the shank length and is measured in degrees.

Rake Angle ('T') - Angle (or 'hook') of the cutting tool tip in relationship to a straight line drawn perpendicular through the center of the tool. This dimension is measured in degrees.

Primary Radial Clearance ('P') - Relief grind on the tip of the tool and is measured in degrees.

Secondary Radial Clearance ('O') - Combined relief grind of the primary clearance and the clearance ground into the body of the tool. This dimension is measured in degrees.


Penetration Clearance ('S') - Angle formed between the cutting tool edge and a straight line drawn perpendicular to the shank of the tool and is measured in degrees. This angle allows gradual penetration into the material.

Web Diameter ('N') - Thickness of the ground steel body of the tool, including the heel area ('M'). The web must be of adequate thickness to withstand industrial routing applications.

BITS, BLADES & CUTTERS

Router Bit Selection & Terminology

Note: All router bits are carbide-tipped unless stated otherwise.



1. Single Edge (1 Flute) Router Bits

Used when the speed of the cut (feed-rate) is primary and the finish is secondary. Available on certain plunge bits.

2. Double Edge (2 Flute) Router Bits

Used when the finish is primary and feed-rate is secondary. Most router bits have 2 flutes.

3. 3" Down-Shear Router Bits - Straight plunge new down-shear plunge with upper ball bearing and Supertrim™ are recommended when the finish from a standard bit is inadequate or the horsepower is low. Shear action cuts a smaller portion of the workpiece at one time due to a radial flute design. Down-shear is not intended to be used 'inverted', as in a router table or shaper.

4. Stagger-Tooth Router Bits - Considered 2 flute but the cutting edge is split (staggered 180) between the two flutes. These tools combine the speed and chip clearance of one flute bits, with the strength and balance of two-flute bits.

5. Flush Trim (2 Flute, 3 Flute and 4 Flute) Router Bits - Available on some trim bits, spirals and insert bits. This design will provide an extremely smooth finish on certain laminates that tend to chip easily.

6. Panel Pilot Router Bits - Have a plunge point and a pilot that can serve as an edge guide. Generally used by mobile home and trailer manufacturers.

7. Mortising Bits - Have a large gullet between the two flutes for better chip removal during mortising type cuts. Screw-type bits are normally used in mortising jigs and door machines.

8. Solid Carbide Plastic (O) Flute 'Up-Cut' & 'Down-Cut' Router Bits - Used to produce super clean cuts, especially in acrylic materials (Plexiglas®, Lucite®), other plastics, solid surface and wood.

9. Solid Carbide Aluminum (O) Flute 'Up-Cut' & 'Down-Cut' Router Bits

Specifically designed for cutting aluminum, brass, copper and other non-ferrous metals.

10. Solid Carbide Router Bits - (Diamond pattern) are recommended for highly abrasive materials such as fiberglass, tile, etc.

11. Spiral Flute 'Up-Cut' & 'Down-Cut' Router Bits Recommended for deeper mortising where chip removal is essential to continuing the cut. Also used for some plastics and solid-surface materials such as Corian®, etc.

12. Solid Carbide Compression Spiral Bits

Designed for CNC applications requiring high feed rates and a clean finish. Particularly suitable for double-sided melamine or laminated material. Choose either single flute for the highest possible feed rate or double flute for the best finish.

13. Chipbreaker Bits - Specially ordered for 3/4" shank CNC applications. Designed to cut chipboard and MDF at high automatic feed-rates found on CNC machines. Each flute is ground so that the chip breakers are staggered to each other, giving a straight cut. (Two flute only). Also available as standard with certain types of spiral bits.

14. Insert Tooling - Long term cost efficiency on high-volume or repeated work. Cutter diameters remain constant for a high degree of accuracy and never require re-sharpening.



BORING & DRILLING

Standard Type Four Flute Plug Cutters

- Suitable for soft and most hardwoods
- Packing: 5 per box. Available any quantity

| Item # | Shank Dia. | Plug Size | Max. Length |
|------------|------------|-----------|-------------|
| DP11640375 | 1/4" | 3/8" | 1/2" |
| DP11640500 | 1/4" | 1/2" | 1/2" |
| DP11640625 | 1/4" | 5/8" | 1/4" |

Fuller



Self Ejecting Spiral Plug Cutters

- Ejects up to 1" long plugs
- Cut up to 2" long plugs

| Item # | Plug Size |
|------------|-----------|
| DP14000750 | 3/4" |
| DP14001000 | 1" |



Plug Cutter

1/4" Hex Shank

Self ejecting style for making your own wood plugs, 3/8" size is #4 through #10 screws and 1/2" is for #12 screws.

| 1/4" Hex Shank | |
|----------------|------|
| Item# | OD |
| AA608250 | 3/8" |
| AA608254 | 1/2" |



BITS, BLADES & CUTTERS

Insty Drive System

This kit includes a # 8 countersink, 1 each #2 Phillips, #2 square drive power bit, all 2" in length and 1 1/8" hex wrench.. The extension accepts and drives any 1/4" hex power driver bit.

INSTY-BIT®

| Item # | Description |
|---------|--------------------|
| IB87808 | #8 Countersink Set |

Hex Shank Counter Sink

- Hardened and tempered Tool Steel
- 1 Flute
- 82°

Specifications: Maximum rpm: 2500

| Item # | Description |
|---------|-------------|
| IB82302 | 1 Flute 82° |



Adjustable Pilot Countersinks 4 Flute

- Set includes 5 sizes of countersinks and 1/8" hex wrench.
- Hardened and tempered steel
- Drill plain pilot holes in wood or composition board

Specifications: Maximum rpm: 2500. 1/4" hex power bit shaft



| Item # | Counterbore Screw Length | Drill Size | Diameter |
|---------|--------------------------|------------|----------|
| IB82701 | 5pc. Set: 5/64"-9/64" | n/a | n/a |
| IB82706 | 3/32" | 3/32" | 3/8" |
| IB82707 | 7/64" | 7/64" | 3/8" |
| IB82708 | 1/8" | 1/8" | 3/8" |
| IB82709 | 9/64" | 9/64" | 1/2" |

Stop Collars

- Use with countersinks to control depth of counterbore hole

Packing: 5 per box. Available any quantity

| Item # | Inside Dia. | Width |
|------------|-------------|-------|
| DP11900375 | 3/8" | 1/4" |
| DP11900500 | 1/2" | 1/4" |

Fuller



Countersinks

- Countersinks and counterbores heads of screws in woods, plastics and non-ferrous materials
- Heat treated

| Item # | Cutting Dia. | Drill Hole Size | O.A. Length |
|---------|--------------|-----------------|-------------|
| DPC5 | 3/8" | 1/8" | 7/8" |
| DPC6 | 3/8" | 9/64" | 7/8" |
| DPC8 | 3/8" | 11/64" | 7/8" |
| DPC1211 | 1/2" | 11/64" | 7/8" |
| DPC913 | 3/8" | 13/64" | 7/8" |
| DPC102 | 1/2" | 13/64" | 7/8" |

Fuller



Drill Stops

- Steel, held with 2 set screws

Packing: 5 per box. Available any quantity

| Item # | Dia. x O.A. Length | Drill Size | Use with |
|------------|--------------------|------------|------------|
| DP10600125 | 3/8" x 1/2" | 1/8" | DP20100125 |
| DP10600171 | 7/16" x 1/2" | 11/64" | DP20100171 |
| DP10600196 | 1/2" x 1/2" | #9 | DP18100196 |
| DP10600203 | 1/2" x 1/2" | 13/64" | DP20100203 |
| DP10600315 | 3/4" x 3/4" | 8.0mm | DP18100315 |



Countersinks

High Speed Steel Countersinks are milled and precision ground to 82 degrees for countersinking into most machineable materials, including iron, steel, soft metals, plastic or wood.

| Item # | Diameter | Shank Size |
|---------|----------|------------|
| AT12412 | 5/8" | 1/4" |
| AT12411 | 1/2" | 1/4" |

IRWIN



Carbide-Tipped Countersink

For wood screws/ 2-Wing



| Item # | Wood Screw Size | OD | OD1 | B | Od | L1 | L |
|---------|-----------------|--------|--------|------|-------|--------|---------|
| AA55202 | #6 | 3/8" | 1/8" | 1/2" | 5/16" | 1-5/8" | 2-9/16" |
| AA55204 | #6 | 25/64" | 9/64" | 1/2" | 5/16" | 1-5/8" | 2-3/4" |
| AA55208 | #8 | 7/16" | 11/64" | 1/2" | 5/16" | 1-5/8" | 3" |
| AA55210 | #10 | 7/16" | 3/16" | 1/2" | 3/8" | 1-3/4" | 3" |



BITS, BLADES & CUTTERS

RTA Furniture Drill/ Countersink

Commonly used for RTA (ready-to-assemble) furniture fittings. Specially-treated high-speed steel countersink with polished slow spiral drill bit. Will perform 3 tasks in one: pilot hole, clearance hole and countersink.



| Item # | OD | OD1 | OD2 | B | B1 | Od | L |
|---------|-------|-------|-------|--------|-------|------|------|
| AA55102 | 3.5mm | 5.0mm | 7.0mm | 15.0mm | 5.0mm | 10mm | 80mm |



Carbide Tipped Counterbores for Face Frame Machines w/Quick Shank

Application: Features included precision ground carbide-tipped counterbore for splinter-free cutting, non-slip surface treatment for positive clamping, wide web design for superior strength and replaceable HSS fishtail drills. Available for face frame machines (type 1) and drill presses (type 2). Type 1 will fit Evans, Ritter, Unique, Marcon and Norfield face frame machines.

| Item # | OD | Type | Description | OD1 | Od | L |
|----------|------|------|---|------|------|--------|
| AA424000 | 3/8" | 1 | Counterbore/drill for face frame machines | .136 | 3/8" | 4" |
| AA424002 | 3/8" | 2 | Counterbore/drill for drill presses | .136 | 3/8" | 6" |
| AA424004 | N/A | N/A | #29 replacement HSS fish tail drill | .136 | n/a | 2-7/8" |



Tipped Forstner Bits

Especially designed to drill flat holes in soft and hardwoods using portable or stationary equipment. Forstner bits are good at drilling severe angles and for partial angled holes. All off angled and overlapping holes cut with a forstner bit should be drilled on a drill press. Finished hole will show a small center hole at the bottom of the hole.

| Item # | OD | Od | L |
|----------|--------|-------|--------|
| AA600100 | 1/4" | 5/16" | 3-1/2" |
| AA600120 | 1/2" | 5/16" | 3-1/2" |
| AA600140 | 3/4" | 3/8" | 3-1/2" |
| AA600150 | 7/8" | 3/8" | 3-1/2" |
| AA600160 | 1" | 3/8" | 3-1/2" |
| AA600170 | 1-1/8" | 3/8" | 3-1/2" |
| AA600180 | 1-1/4" | 3/8" | 3-1/2" |
| AA600190 | 1-3/8" | 3/8" | 3-1/2" |
| AA600210 | 1-1/2" | 3/8" | 3-1/2" |

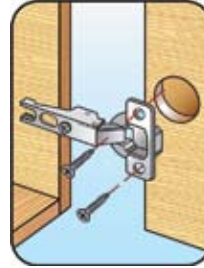


Hinge Boring - 57mm Long, 10mm Shank, 2-Wing w/Spurs



Application: Boring machines (10MM shank) and drill presses (3/8" shank)

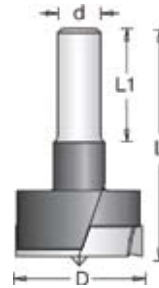
| Item # RH | OD | Od | L |
|-----------|------|------|------|
| AA203201 | 20mm | 10mm | 57mm |
| AA203251 | 25mm | 10mm | 57mm |
| AA203261 | 26MM | 10mm | 57mm |
| AA203301 | 30mm | 10mm | 57mm |
| AA203351 | 35mm | 10mm | 57mm |
| AA203401 | 40mm | 10mm | 57mm |



Hinge Boring For Routers - 60mm Long, 1/2" Shank, 2-Wing (no spurs)

Application: Designed for high RPM (22,000) on plunge routers. CNC routers, machining centers and point to point machines.

| Item # | OD | Od | L1 | L |
|----------|------|------|------|------|
| AA203431 | 35mm | 1/2" | 30mm | 60mm |



Quick Change Chucks

- 1/4" hex shank, fits all keyed and keyless chucks. 3/8" shaft with 3 flats.

Specifications: Maximum rpm: 2500

| Item # | Description |
|---------|---------------------------------|
| IB80032 | Fits all keyed & keyless chucks |

INSTY-BIT®



Spade Bits with Spurs

1/4" Shank 6"

Precision ground and hardened steel spade bits for general purpose drilling of hard and softwoods and wood by products.



| Item # | OD |
|----------|------|
| AA604200 | 3/8" |
| AA604250 | 1/2" |
| AA604270 | 5/8" |
| AA604400 | 3/4" |
| AA604500 | 7/8" |
| AA604600 | 1" |



BITS, BLADES & CUTTERS

Drill Adapters w/Taper Point Drills

| 1/4" Hex Shank • with Change Adapter | | | |
|--------------------------------------|-------|---------|---------|
| Item # | OD MM | OD INCH | L |
| AA608266 | 3.2mm | 1/8" | 3-3/8" |
| AA608268 | 3.6mm | 9/64" | 3-7/16" |
| AA608272 | 4.4mm | 11/64" | 4" |



Mortising Chisels & Bit

| 1/4" Hex Shank • with Change Adapter | | | | |
|--------------------------------------|-------|--------|------|--------|
| Item # | OD | B | Od | L |
| AA609110 | 5/16" | 1-3/4" | 3/4" | 8-1/4" |
| AA609130 | 1/2" | 2-7/8" | 3/4" | 8-1/4" |



7 Piece Insty-Drill Bit Adapters Kit

- Will convert standard twist drill bits into quick change bits.
- Set includes the following bits: 1/16", 3/32", 1/8", 5/32", 3/16", 7/32", and 1/4"

Specifications: 1/4 hex power bit shaft, maximum rpm: 2500

INSTY-BIT®

| Item # | Description |
|---------|-------------|
| IB83301 | 7 pc Kit |

Insty-Drive Drill Bit Adapters

- For round shank drill bits. Adapters can be used with the Insty-Drive System (IB87808).

Specifications: 1/4 hex power bit shaft, maximum rpm: 2500

| Item # | Size |
|---------|--------|
| IB83308 | 1/8" |
| IB83309 | 9/64" |
| IB83311 | 11/64" |
| IB83312 | 3/16" |



Hex Shank Twist Drill Bits

- High Speed Steel
 - 135° split points, jobbers length.
 - 7 pc. Set: includes 1/16"-1/4" by 32nds
 - Use in Insty-Bit quick-Change chuck, Insty-Driver Adapters, cordless and standard drills and screwdrivers.
- Specifications: Maximum rpm: 2500

INSTY-BIT®




| Item # | Drill Size | Approx O.A. |
|---------|--------------------------------|-------------|
| IB81101 | 7 pc. Set: 1/16"-1/4" by 32nds | N/A |
| IB81106 | 3/32" | 3" |
| IB81107 | 7/64" | 3-7/16" |
| IB81108 | 1/8" | 3-1/2" |
| IB81109 | 9/64" | 3-11/16" |
| IB81011 | 11/64" | 3-7/16" |
| IB81112 | 3/16" | 4-5/16" |
| IB81114 | 7/32" | 4-1/2" |
| IB81116 | 1/4" | 4-13/16" |

Metric Drill Bits

- High Speed regular cut
 - Cuts wood, plastics and metals
- Packing:** 5 per box. Available any quantity

Fuller

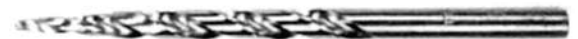
| Item # | Size | Flute Length | O.A. Length |
|------------|------|--------------|-------------|
| DP18100196 | 5MM | 2-1/16" | 3-3/8" |
| DP18100236 | 6MM | 2-1/16" | 3-3/8" |
| DP18100315 | 8MM | 2-15/16" | 4-19/32" |
| DP18100393 | 10MM | 3-7/16" | 5-1/4" |



Taper Point Drill Bits

- High Speed Steel
- Packing:** 5 per box. Available any quantity

| Item # | Size | Flute Length | O.A. Length |
|------------|---------|--------------|-------------|
| DP20100125 | 1-5/8" | 2-3/4" | #5 |
| DP20100140 | 1-3/4" | 2-7/8" | #6 |
| DP20100171 | 2-1/8" | 3-1/4" | #8 |
| DP20100203 | 2-7/16" | 3-5/8" | #10 |



BITS, BLADES & CUTTERS

Hex Shank Taper Point Drill Bits

- High speed steel with 1/4" hex shanks

Specifications: Maximum RPM: 2500

Packing: 5 each per box. Available any quantity.

Fuller



| Item # | Drill Dia. | Screw Size | Flute Length | O.A. Length |
|------------|------------|------------|--------------|-------------|
| DP20140125 | 1/8" | #5 | 1-5/8" | 3-1/2" |
| DP20140140 | 9/64" | #6 | 1-3/4" | 3-5/8" |
| DP20140171 | 11/64" | #8 | 2-1/8" | 4" |
| DP20140203 | 13/64" | #10 | 2-7/16" | 4-3/8" |

High Speed Steel Drill Bits

- Straight Shank Fractional Sizes. For general use in metal, wood or plastic.
- 118 degrees standard point, bright finish


IRWIN®

| Item # | Size | Twist Length | O.A. Length |
|---------|--------|--------------|-------------|
| AT60104 | 1/16" | 7/8" | 1-7/8" |
| AT60105 | 5/64" | 11/16" | 1-11/16" |
| AT60106 | 3/32" | 3/4" | 1-3/4" |
| AT60107 | 7/64" | 13/16" | 1-13/16" |
| AT60108 | 1/8" | 7/8" | 1-7/8" |
| AT60109 | 9/64" | 15/16" | 1-15/16" |
| AT60110 | 5/32" | 1" | 2-1/16" |
| AT60111 | 11/64" | 1-1/16" | 1-1/8" |
| AT60112 | 3/16" | 1-1/8" | 2-3/16" |
| AT60113 | 13/64" | 1-3/16" | 2-1/4" |
| AT60114 | 7/32" | 1-1/4" | 2-3/8" |
| AT60115 | 15/64" | 1-5/16" | 2-7/16" |
| AT60116 | 1/4" | 1-3/8" | 2-1/2" |
| AT60117 | 17/64" | 1-7/16" | 2-5/8" |
| AT60118 | 9/32" | 1-1/2" | 2-11/16" |
| AT60120 | 5/16" | 1-5/8" | 2-13/16" |
| AT60124 | 3/8" | 1-13/64" | 3-1/8" |



Drill Bit Set - 29 Piece Set

| Item # | Diameter |
|---------|--|
| AT60148 | 29-piece set in metal index case includes drill bit sizes 1/16" through 1/2" in 1/64" increments |



Industrial-Steel Drill Bits, Ultra Bore Super Premium, 13 and 29 piece sets



Item #: **WW1627013 (13 piece set)** includes:

1/16", 5/64", 3/32", 7/64", 1/8", 9/64", 5/32",
11/64", 3/16", 13/64", 7/32", 15/64", and 1/4".

Item #: **WW1627029 (29 piece set)** includes:

1/16", 5/64", 3/32", 7/64", 1/8", 9/64", 5/32",
11/64", 3/16", 13/64", 7/32", 15/64", 1/4", 17/64",
9/32", 19/64", 5/16", 21/64", 11/32", 23/64", 3/8",
25/64", 13/32", 27/64", 7/16", 29/64", 15/32",
31/64", and 1/2".



Drill Bit Set - 13 Piece Set

13-piece set in metal index case includes drill bit sizes 1/16" through 1/4" in 1/64" increments

| Item # | Diameter |
|---------|--|
| AT60136 | 13-piece set in metal index case includes drill bit sizes 1/16" through 1/4" in 1/64" increments |

IRWIN



Turbomax High Speed Steel Drill Bits

Jet-point tip stays sharp longer and drills up to 28% faster than other leading bits. Ground with super abrasive Cubic Boron Nitride to eliminate grinding burn. Generates less heat at the cutting edges which contributes to longer bit life. Bit size is also shank size.

- Three Flatted Shank on 3/16" and Above: For better chuck grip
- High Speed Steel: Features a black body and gold flute
- Self-Centering Tip: For clean, fast starts

| Item # | Size | Twist Length | O.A. Length |
|---------|--------|--------------|-------------|
| AT73108 | 1/8" | 1-5/8" | 2-3/4" |
| AT73109 | 9/64" | 1-3/4" | 2-7/8" |
| AT73111 | 11/64" | 2-1/8" | 3-1/4" |
| AT73112 | 3/16" | 2-5/16" | 3-1/2" |
| AT73114 | 7/32" | 2-1/2" | 3-3/4" |
| AT73116 | 1/4" | 2-3/4" | 4" |



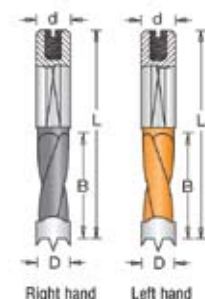
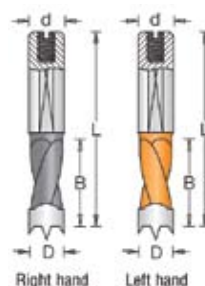
BITS, BLADES & CUTTERS

Brad Point Boring

Right hand tools rotate clockwise. Left hand tools rotate counter-clockwise.
Do not use in portable drills or routers.



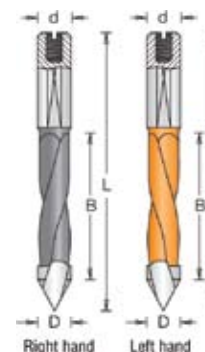
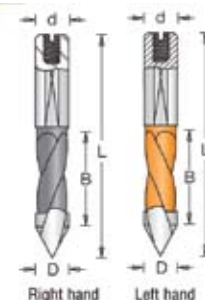
| Item # RH | Item # LH | OD | B | Od | L |
|-------------------------------------|-----------|-------|------|------|------|
| 57mm Long, 10mm X 27mm Shank | | | | | |
| AA201004 | AA301004 | 4mm | 27mm | 10mm | 57mm |
| AA201005 | AA301005 | 5mm | 27mm | 10mm | 57mm |
| AA201006 | AA301006 | 6mm | 27mm | 10mm | 57mm |
| AA201008 | AA301008 | 8mm | 27mm | 10mm | 57mm |
| AA201010 | AA301010 | 10mm | 27mm | 10mm | 57mm |
| AA201015 | AA301015 | 15mm | 27mm | 10mm | 57mm |
| AA201007 | AA301007 | 1/4" | 27mm | 10mm | 57mm |
| 70mm Long, 10mm X 35mm Shank | | | | | |
| AA204032 | AA304032 | 3.2mm | 35mm | 10mm | 70mm |
| AA204005 | AA304005 | 5mm | 27mm | 35mm | 70mm |
| AA204008 | AA304008 | 8mm | 35mm | 10mm | 70mm |
| AA204007 | AA304007 | 1/4" | 35mm | 10mm | 70mm |
| AA204009 | AA304009 | 3/8" | 35mm | 10mm | 70mm |



Through-Hole 'V' Point

Right hand tools rotate clockwise. Left hand tools rotate counter-clockwise.
Do not use in portable drills or routers.

| Item # RH | Item # LH | OD | B | Od | L |
|-------------------------------------|-----------|------|------|------|------|
| 57mm Long, 10mm X 27mm Shank | | | | | |
| AA313005 | AA413005 | 5mm | 25mm | 10mm | 57mm |
| AA313008 | AA413008 | 8mm | 25mm | 10mm | 57mm |
| 70mm Long, 10mm X 35mm Shank | | | | | |
| AA314005 | AA414005 | 5mm | 40mm | 10mm | 70mm |
| AA314006 | AA414006 | 6mm | 40mm | 10mm | 70mm |
| AA314008 | AA414008 | 8mm | 40mm | 10mm | 70mm |
| AA314007 | AA414007 | 1/4" | 40mm | 10mm | 70mm |



Würth Bi-Metal Hole Saw

- Suitable for a wide variety of materials: Wood, Steel, Plastic, Aluminum, and Copper
- Note: Mandrels must be ordered separately.



| Item # | Cutting Diameter | Cutting Depth | Use Mandrel |
|-------------------------|---|---------------|-------------|
| WW63225 | 1" (25mm) | 1-1/4" | WW63204 |
| WW63232 | 1- 1/4" (32mm) | 1-1/4" | WW63202 |
| WW63238 | 1- 1/2" (38mm) | 1-1/4" | WW63202 |
| WW63244 | 1- 3/4" (44mm) | 1-1/4" | WW63202 |
| WW63248 | 1- 7/8" (48mm) | 1-1/4" | WW63202 |
| WW63251 | 2" (51mm) | 1-1/4" | WW63202 |
| WW63254 | 2- 1/8" (54mm) | 1-1/4" | WW63202 |
| WW63260 | 2- 3/8" (60mm) | 1-1/4" | WW63202 |
| WW63264 | 2- 1/2" (64mm) | 1-1/4" | WW63202 |
| WW63273 | 2- 7/8" (73mm) | 1-1/4" | WW63202 |
| WW63276 | 3" (76mm) | 1-1/4" | WW63202 |
| WW63279 | 3- 1/8" (79mm) | 1-1/4" | WW63202 |
| WW63283 | 3- 1/4" (83mm) | 1-1/4" | WW63202 |
| WW63289 | 3- 1/2" (89mm) | 1-1/4" | WW63202 |
| WW63295 | 3- 3/4" (95mm) | 1-1/4" | WW63202 |
| WW632102 | 4" (102mm) | 1-1/4" | WW63202 |
| WW632114 | 4- 1/2" (114) | 1-1/4" | WW63202 |
| WW632127 | 5" (127mm) | 1-1/4" | WW63202 |
| Replacement Bits | | | |
| WW632014 | Repl. Bit for WW63202 | 1/4 dia. | 6.35mm dia. |
| WW6320141 | Repl. Bit for WW63204 | 1/4 dia. | 6.35mm dia. |
| Accessories | | | |
| WW63207 | Ejector spring for above holesaws | - | - |
| WW63205 | Extension for use with WW63202 | 12" | WW63202 |
| WW63202 | Mandrel: Built-in locking mechanism for extra torque strength | - | - |
| WW63204 | Mandrel: Screw in arbor | - | - |

Würth Hole Saw Kit, HSS Bi-Metal

HSS bimetal construction allows a fast and clean cut. Suitable for a wide variety of materials including: wood, steel, plastic, aluminum, copper and bronze.

Diametral Pitch: 6" (152mm), Depth of Cut: 1-1/4" (32mm)

Kit includes the following:

- Hole Saw Sizes: 3/4" (19mm), 7/8" (22mm), 1" (25mm), 1-1/4" (32mm), 1-3/8" (35mm), 1-1/2" (38mm), 1-3/4" (44mm), 2" (51mm), 2-1/4" (57mm), 2-1/2" (64mm), 2-5/8" (67mm) and 3" (76mm)

- Mandrels with drill bits, ejector spring, extension

Item #: WW964632



BITS, BLADES & CUTTERS

Amana Bi-Metal Hole Saw

- Precision sharpened teeth for smooth, fast cuts
- Cuts clean holes in wood, plastic, metal, gypsum boards
- Lasts up to 5 times longer than carbon steel hole saws
- Ideal for woodworkers, electricians, plumbers



| Item # | Cutting Diameter | Cutting Depth | Use Mandrel |
|----------|------------------|----------------|-------------|
| AA602112 | 1" (25 mm) | 2" (51 mm) | AA602336 |
| AA602116 | 1-1/8" (29 mm) | 2" (51 mm) | AA602336 |
| AA602128 | 1-1/2" (38 mm) | 1-3/4" (44 mm) | AA602332 |
| AA602136 | 1-3/4" (44 mm) | 1-3/4" (44 mm) | AA602332 |
| AA602138 | 1-7/8" (48 mm) | 1-3/4" (44 mm) | AA602332 |
| AA602140 | 2" (51 mm) | 1-3/4" (44 mm) | AA602332 |
| AA602144 | 2-1/8" (54 mm) | 1-3/4" (44 mm) | AA602332 |
| AA602148 | 2-5/16" (59 mm) | 1-3/4" (44 mm) | AA602332 |
| AA602150 | 2-3/8" (60 mm) | 1-3/4" (44 mm) | AA602332 |
| AA602152 | 2-1/2" (64 mm) | 1-3/4" (44 mm) | AA602332 |
| AA602160 | 2-7/8" (73 mm) | 1-3/4" (44 mm) | AA602332 |
| AA602162 | 3" (76 mm) | 1-3/4" (44 mm) | AA602332 |
| AA602164 | 3-1/8" (79 mm) | 1-3/4" (44 mm) | AA602332 |
| AA602166 | 3-1/4" (83 mm) | 1-3/4" (44 mm) | AA602332 |
| AA602170 | 3-1/2" (89 mm) | 1-3/4" (44 mm) | AA602332 |
| AA602174 | 3-3/4" (95 mm) | 1-3/4" (44 mm) | AA602332 |
| AA602178 | 4" (102 mm) | 1-3/4" (44 mm) | AA602332 |
| AA602180 | 4-1/8" (105 mm) | 1-3/4" (44 mm) | AA602332 |
| AA602186 | 5" (127 mm) | 1-3/4" (44 mm) | AA602332 |
| AA602188 | 6" (152 mm) | 1-3/4" (44 mm) | AA602332 |



Accessories

| Item # | Description |
|----------|-----------------|
| AA602200 | Replacement Bit |
| AA602332 | Mandrel |
| AA602336 | Mandrel |



SCREWDRIVER

Quickscrews 10 Piece Insert Bit Kit



| Item # | Kit Contains - 1 each | Pack Qty |
|---------|---|----------|
| WL11795 | Phillips #1,#2,#3, P2R, Pozi #1,#2,#3 Square #1,#2,#3, Super Mag. Bit Holder | 1 |

Bit Set with Belt Clip

Heavy duty belt clip keeps bits close at hand, contains 16 bits and WW614176702 magnetic bit holder.

Has 4 additional open spaced for extra bits.

- Bits included: (4) Pozidrive, (4) Phillips, (3) Flathead, (2) Square Drive, (1) each of ASSY Drive AW10, AW20 and AW25



| Item # |
|----------|
| WW614206 |

Right Angle Drill Attachment, Magnetic 1/4" Bit Mount with Quick Change Chuck

Powerful angled screwing gear for screwing and drilling work. Suitable for use with electric drills and battery operated driver drills.

- Specially hardened steel enables maximum torque, with a maximum speed of 2,000 RPM's
- Soft Grip Handle:
- Secure hold and 360° step-free adjustable handle
- Compact design is perfectly suited for screwing in cramped and hard-to-reach places
- Suitable for all standard bits



| Item # | Size |
|-----------|---------------------------|
| WW6149000 | 165mm L x 32mm W x 50mm H |

BITS, BLADES & CUTTERS

Screwdriver Bits

| PHILLIPS INSERT BITS | | | |
|--------------------------|----------------------------|----------|---------|
| Item # | Drive | Length | Pkg Qty |
| WL11758 | Phillips # 1 | 1" | 10 |
| WW614176274 | Phillips # 1 | 1" | 1 |
| APX440-1 | Phillips # 1 | 1" | 1 |
| BL27020 | Phillips # 1 | 1" | 1 |
| WL11760 | Phillips # 2 | 1" | 10 |
| WW614176461 | Phillips # 2 | 1" | 1 |
| APX440-2 | Phillips # 2 | 1" | 1 |
| BL27021 | Phillips # 2 | 1" | 1 |
| WL11765 | Phillips # 3 | 1" | 10 |
| WW614176648 | Phillips # 3 | 1" | 1 |
| APX440-3 | Phillips # 3 | 1" | 1 |
| BL27022 | Phillips # 3 | 1" | 1 |
| ACR PHILLIPS INSERT BITS | | | |
| WL12117 | Phillips # 2 | 1" | 10 |
| WL12118 | Phillips # 2/Reduced Shank | 1" | 10 |
| LIMITED CLEARANCE | | | |
| BL27035 | Phillips # 1/Reduced Shank | 1" | 1 |
| APX446-1 | Phillips # 1/Reduced Shank | 1" | 1 |
| WL11759 | Phillips # 2/Reduced Shank | 1" | 10 |
| APX446-2 | Phillips # 2/Reduced Shank | 1" | 1 |
| APX446-3 | Phillips # 3/Reduced Shank | 1" | 1 |
| BL27036 | Phillips # 2/Reduced Shank | 1" | 1 |
| PHILLIPS POWER BITS | | | |
| WL11901 | Phillips # 1 | 1-15/16" | 10 |
| AP491 | Phillips # 1 | 1-15/64" | 1 |
| BL27360 | Phillips # 1 | 1-15/16" | 1 |
| WL11902 | Phillips # 1 | 2-3/4" | 10 |
| AP491A | Phillips # 1 | 2-3/4" | 1 |
| BL27363 | Phillips # 1 | 2-3/4" | 1 |
| WL11972 | Phillips # 1 | 3-1/2" | 10 |
| AP491B | Phillips # 1 | 3-1/2" | 1 |
| BL27366 | Phillips # 1 | 3-1/2" | 1 |
| WL11905 | Phillips # 2 | 1-15/16" | 10 |
| AP492 | Phillips # 2 | 1-15/64" | 1 |
| BL27361 | Phillips # 2 | 1-15/16" | 1 |

LEGEND

Vendor ID Within Item #:
(Example: APX440-1 = Apex)

WL = QuickScrews (Value Added)

WW = Wurth

AP = Apex

BL = BOSCH



Screwdriver Bits

| PHILLIPS POWER BITS - Continued | | | |
|---------------------------------|--------------|----------|---------|
| Item # | Drive | Length | Pkg Qty |
| WL11761 | Phillips # 2 | 2-3/4" | 10 |
| AP492A | Phillips # 2 | 2-3/4" | 1 |
| BL27364 | Phillips # 2 | 2-3/4" | 1 |
| WL11762 | Phillips # 2 | 3-1/2" | 10 |
| AP492B | Phillips # 2 | 3-1/2" | 1 |
| BL27367 | Phillips # 2 | 3-1/2" | 1 |
| AP493 | Phillips # 3 | 1-15/64" | 1 |
| BL27362 | Phillips # 3 | 1-15/16" | 1 |
| AP493A | Phillips # 3 | 2-3/4" | 1 |
| BL27365 | Phillips # 3 | 2-3/4" | 1 |
| WL11908 | Phillips # 3 | 3-1/2" | 10 |
| AP493B | Phillips # 3 | 3-1/2" | 1 |
| BL27368 | Phillips # 3 | 3-1/2" | 1 |
| PHILLIPS MAGNETIC POWER BITS | | | |
| WL12690 | Phillips # 2 | 1-15/16" | 10 |
| WL12691 | Phillips # 2 | 2-3/4" | 10 |
| WL12692 | Phillips # 2 | 3-1/2" | 10 |
| WL12694 | Phillips # 2 | 6" | 10 |
| SQUARE RECESS DRIVE INSERT BITS | | | |
| WL11774 | Square # 1 | 1" | 10 |
| WW90110 | Square #1 | 1" | 1 |
| WW90120 | Square #1 | 2" | 1 |
| WW90130 | Square #1 | 3" | 1 |
| WW90140 | Square #1 | 4" | 1 |
| WW90160 | Square #1 | 6" | 1 |
| AP950-1 | Square #1 | 1" | 1 |
| BL29049 | Square #1 | 1" | 1 |
| WL11778 | Square #2 | 1" | 10 |
| WW90210 | Square #2 | 1" | 1 |
| WW90220 | Square #2 | 2" | 1 |
| WW90230 | Square #2 | 3" | 1 |
| WW90240 | Square #2 | 4" | 1 |
| WW90260 | Square #2 | 4" | 1 |
| AP950-2 | Square #2 | 1" | 1 |
| BL29050 | Square #2 | 1" | 1 |

| LEGEND |
|--|
| Vendor ID Within Item #: (Example: APX440-1 = Apex) |
| WL = QuickScrews (Value Added) |
| WW = Wurth |
| AP = Apex |
| BL = BOSCH |



BITS, BLADES & CUTTERS

BITS - SCREWDRIVER

Screwdriver Bits

| Item # | Drive | Length | Pkg Qty |
|---|---------------|----------|---------|
| SQUARE DRIVE RECESS POWER BITS | | | |
| WL11775 | Square #1 | 1-15/16" | 10 |
| AP954-1 | Square #1 | 1-15/64" | 1 |
| BL29052 | Square #1 | 1-15/16" | 1 |
| WL11913 | Square #1 | 2-3/4" | 10 |
| AP954A-1 | Square #1 | 2-3/4" | 1 |
| BL29055 | Square #1 | 2-3/4" | 1 |
| WL11779 | Square #2 | 1-15/16" | 10 |
| AP954-2 | Square #2 | 1-15/64" | 1 |
| BL29053 | Square #2 | 1-15/16" | 1 |
| WL11915 | Square #2 | 2-3/4" | 10 |
| AP954A-2 | Square #2 | 2-3/4" | 1 |
| BL29056 | Square #2 | 2-3/4" | 1 |
| WL11920 | Square #3 | 3-1/2" | 10 |
| WL11782 | Square #2 | 6" | 10 |
| AP954C-2 | Square #2 | 6" | 1 |
| BL39959 | Square #2 | 6" | 1 |
| SQUARE DRIVE MAGNETIC POWER BITS | | | |
| WL12695 | Square #2 | 1-15/16" | 10 |
| WL12696 | Square #2 | 2-3/4" | 10 |
| WL12697 | Square #2 | 3-1/2" | 10 |
| WL12698 | Square #2 | 6" | 10 |
| POZI DRIVE INSERT BITS | | | |
| WW614176651 | Pozi Drive #1 | 1" | 1 |
| WW614176652 | Pozi Drive #2 | 1" | 1 |
| WL11772 | Pozi Drive #2 | 1" | 10 |
| BL27061 | Pozi Drive #2 | 1" | 1 |
| WL11769 | Pozi Drive #3 | 1" | 10 |
| WW614176653 | Pozi Drive #3 | 1" | 1 |
| APX440-3PZD | Pozi Drive #3 | 1" | 1 |
| BL27047 | Pozi Drive #3 | 1" | 1 |
| LIMITED CLEARANCE POZI DRIVE | | | |
| APX446-2PZD | Pozi Drive #2 | 1" | 1 |

LEGEND

Vendor ID Within Item #:
(Example: APX440-1 = Apex)

WL = QuickScrews (Value Added)

WW = Wurth

AP = Apex

BL = BOSCH



Screwdriver Bits

| Item # | Drive | Length | Pkg Qty |
|---|-----------------|----------|---------|
| POZI DRIVE POWER BITS | | | |
| WL11770 | Pozi Drive #2 | 2-3/4" | 10 |
| AP492A-PZD | Pozi Drive #2 | 2-3/4" | 10 |
| BL27384 | Pozi Drive #2 | 2-3/4" | 1 |
| WL11771 | Pozi Drive #2 | 3-1/2" | 10 |
| BL27387 | Pozi Drive #2 | 3-1/2" | 1 |
| AP492B-PZD | Pozi Drive #2 | 3-1/2" | 1 |
| SLOTTED POWER BITS | | | |
| WL11784 | Slotted #4-5 | 1-15/16" | 10 |
| BL27463 | Slotted #4-5 | 1-15/16" | 1 |
| AP320-1 | Slotted #4-5 | 1-15/16" | 1 |
| WL11785 | Slotted #5-6 | 1-15/16" | 10 |
| BL27464 | Slotted #5-6 | 1-15/16" | 1 |
| AP320-2 | Slotted #5-6 | 1-15/16" | 1 |
| WL11786 | Slotted #6-7 | 1-15/16" | 10 |
| AP320-3 | Slotted #6-7 | 1-15/16" | 1 |
| BL27465 | Slotted #6-8 | 1-15/16" | 1 |
| BL27466 | Slotted #8-10 | 1-15/16" | 1 |
| BL27467 | Slotted #10-12 | 1-15/16" | 1 |
| SLOTTED POWER BITS WITH FINDER SLEEVES | | | |
| APM320 | Slotted #6F-8R | 3-3/4" | 1 |
| APP320 | Slotted #8F-10R | 3-3/4" | 1 |



LEGEND

Vendor ID Within Item #:
(Example: APX440-1 = Apex)

WL = QuickScrews (Value Added)

WW = Wurth

AP = Apex

BL = BOSCH



BITS, BLADES & CUTTERS

Magnetic Bit Holder

High energy magnet.



| Item # | Point Size | Overall Length |
|-------------|------------|----------------|
| WW614176702 | 1/4" | 3" |



Quick Change Bit Holders, Magnetic and Non-Magnetic

A slight forward motion of the locking sleeve is all that is needed to unlock the bit for a quick change.

| Item # | Type | Point Size | Overall Length |
|-------------|--------------|------------|----------------|
| WW614176708 | Magnetic | 1/4" | 3" |
| WW614176711 | Non-Magnetic | 1/4" | 2" |



BOSCH Bit Holder

| Item # | Description | Point | Length |
|---------|---------------------------------------|-------|----------|
| BL27750 | Standard with C ring | 1/4" | 6" |
| BL40831 | One piece Constuction Magnetic Holder | 1/4" | 2-1/8" |
| BL40833 | One piece Constuction Magnetic Holder | 1/4" | 2-31/32" |
| BL48802 | Sliding Quick Change Bit Holder | N/A | 2-1/32" |

BOSCH



BOSCH Hand Driver Sets

This is a magnetic screwdriver set for Torx® type screws that contains insert bits TX10, TX15, TX20, TX25 and TX30.

| Item # | Description |
|---------|--|
| BL15511 | All purpose multi-bit magnetic screwdriver set |



Apex® Magnetic Bit Holder

| Item # | Length |
|----------|----------|
| APM490-2 | 2" |
| APM490 | 2-31/32" |
| APM490-6 | 6" |

APEX®



Apex® Quick Release Magnetic Bit Holder


| Item # | Length |
|-----------|--------|
| APQRM490A | 3" |



Blades

Saw Blades.....103-116

Jigsaw Blades.....117-123



BITS, BLADES & CUTTERS

Plywood & Laminate

This blade is specifically designed for clean cuts in plywood and single sided laminates.



| Item # | Outside Diameter | Teeth | Grind | Hook Angle | Bore |
|------------|------------------|-------|-------|------------|------|
| AAMD10-601 | 10" | 60 | TCG | 12° | 5/8" |
| AAMD10-801 | 10" | 80 | TCG | 10° | 5/8" |



Plywood & Plastic

This blade produces quality cuts when sizing plywood & other sheet goods with a portable circular saw. The blade can also be used for cutting plastics.

| Item # | Outside Diameter | Teeth | Grind | Hook Angle | Bore |
|---------|------------------|-------|-------|---------------|------|
| AAPC620 | 7-1/4" | 40 | TCG | Positive Hook | 5/8" |



Double Faced Melamine & Laminate

Excellent for ripping and crosscutting hardwood and softwood.

| Item # | Outside Diameter | Teeth | Grind | Hook Angle | Bore |
|-------------|------------------|-------|----------|------------|------|
| AAMB86400 | 8" | 64 | High ATB | 6° | 5/8" |
| AAMB220T420 | 220 mm | 42 | High ATB | 6° | 30mm |
| AAMD10-803 | 10" | 80 | High ATB | -5° | 5/8" |
| AAMB10800 | 10" | 80 | High ATB | 6° | 5/8" |
| AAMD12-963 | 12" | 96 | High ATB | -5° | 1" |
| AAMB12960 | 12" | 96 | High ATB | 6° | 1" |
| AAMB14108 | 14" | 108 | High ATB | 6° | 1" |
| AAMB16120 | 16" | 120 | High ATB | 6° | 1" |



Non-Melt (Plexiglass)

When cutting acrylics such as Plexiglas®, polycarbonates such as Lexan® and other plastics, "chip-welding" a melting of the material is a concern, but not with this blade. With a modified triple chip grind and a 2° negative hook angle, the blade produces less heat than a standard blade, leaving a crisp, smooth edge.

| Item # | Outside Diameter | Teeth | Grind | Hook Angle | Bore |
|-----------|------------------|-------|-------|------------|------|
| AALB10801 | 10" | 80 | MTC | 2° | 5/8" |



Solid Surface

Designed for cutting plastic laminate, Plexiglas® and solid surface materials.

| Item # | Outside Diameter | Teeth | Grind | Hook Angle | Bore |
|-------------|------------------|-------|-------|------------|------|
| AAMD10-728 | 10" | 72 | MTCG | 0° | 5/8" |
| AA610721 | 10" | 72 | MTC | 0° | 5/8" |
| AA610721-30 | 10" | 72 | MTC | 0° | 30mm |
| AA612841 | 12" | 84 | MTC | 0° | 1" |
| AA612841-30 | 12" | 84 | MTC | 0° | 30mm |
| AA614961 | 14" | 96 | MTC | 0° | 1" |
| AA616109 | 16" | 108 | MTC | 0° | 1" |



Melamine Ditec™

If you cut melamine on a regular basis this is the blade you should use. Same features as the regular melamine blades, with long lasting DITEC™ carbide tips.

| Item # | Outside Diameter | Teeth | Grind | Hook Angle | Bore |
|-----------|------------------|-------|----------|------------|------|
| AADT10720 | 10" | 72 | High ATB | 0° | 5/8" |



Laminate

- For clean cutting of laminates, veneered panels, and melamine
- Special negative hook angle eliminates chipping and extends blade life
- Produce excellent finishes on top and bottom of work piece
- Grind Type: Triple Chip Grind
- Plate Thickness: 10" .086". 12" .103"
- Kerf: 10" .120". 12" .139"

Use On: Table Saw, Miter, Radial Arm.

| Item # | Outside Diameter | Teeth | Grind | Hook Angle | Bore |
|--------------|------------------|-------|-------|--------------|------|
| BLPRO1080LAM | 10" | 80 | TCG | Negative 10° | 5/8" |
| BLPRO1290LAM | 12" | 90 | TCG | Negative 10° | 1" |

BOSCH



BITS, BLADES & CUTTERS

Solid Surface

- 45° triple chip grind cuts clean in solid surface acrylic and polyester materials
- Tensioned plate provides maximum stability
- Resists deflection for a straight, true cut.
- Grind Type: Solid Surface Grind
- Plate Thickness: 10" .086" 12" .103"
- Kerf: 10" .128" 12" .145"

Use On: Table Saw, Miter, Radial Arm.

| Item # | Outside Diameter | Teeth | Grind | Hook Angle | Bore |
|-------------|------------------|-------|-------|------------|------|
| BLPRO1060SS | 10" | 60 | SSG | 10° | 5/8" |
| BLPRO1280SS | 12" | 80 | SSG | 10° | 1" |

Non-Ferrous

- Clean cuts in aluminum, brass, copper and other non-ferrous metals and PVC.
- Zero to slightly negative hook angles produce clean cuts without binding in extrusions, tubing or other delicate profiles
- Appropriate cutting lubricant recommended for optimal performance
- Grind Type: Triple Chip Grind.

Use On: 7-1/4", Circular Saw. 10" & 12", Miter Table, Radial Arm.

| Item # | Outside Diameter | Teeth | Grind | Hook Angle | Bore |
|--------------|------------------|-------|-------|------------|------|
| BLPRO72540NF | 7-1/4" | 40 | TCG | 0° | 5/8" |
| BLPRO1080NF | 10" | 80 | TCG | 0° | 5/8" |
| BLPRO1280NF | 12" | 80 | TCG | 0° | 1" |
| BLPRO12100NF | 12" | 100 | TCG | 0° | 1" |

BOSCH



General Purpose Cutoff - Alternate Top Bevel

This blade is a good choice for general purpose ripping and crosscutting of hardwoods and softwoods in a range of thicknesses, with occasional cutting of plywood and other man-made materials mixed in.

| Item # | Outside Diameter | Teeth | Grind | Hook Angle | Bore |
|----------|------------------|-------|-------|------------|------|
| AA610400 | 10" | 40 | ATB | 15° | 5/8" |
| AA250600 | 10" | 60 | ATB | 0° | 5/8" |
| AA614540 | 14" | 54 | ATB | 15° | 1" |
| AA612480 | 12" | 48 | ATB | 15° | 1" |

Amana Tool®
High Performance Cutting Tools



General Purpose Cutoff - Triple Chip Grind

This blade handles general trimming and crosscutting of hardwoods and softwoods, plywood and composition materials, BUT it excels at cutting single or double sided plastic laminated materials. It leaves a smooth clean chip free finish on the top and bottom edges.

| Item # | Outside Diameter | Teeth | Grind | Hook Angle | Bore |
|----------|------------------|-------|-------|------------|------|
| AA684801 | 8" | 48 | TCG | 10° | 5/8" |
| AA610601 | 10" | 60 | TCG | 10° | 5/8" |
| AA612721 | 12" | 72 | TCG | 10° | 1" |



Prestige™ General Purpose

Amana's PRESTIGE™ is rated excellent for ripping solid wood, crosscutting solid wood, ripping plywood, & crosscutting plywood. This general purpose blade cuts smoother and stays sharper longer.

| Item # | Outside Diameter | Teeth | Grind | Hook Angle | Bore |
|----------|------------------|-------|-------|------------|------|
| AAPR1040 | 10" | 40 | ATB | 18° | 5/8" |



General Purpose & Finishing

Economical all purpose blade. Heat treated with large carbide tips precisely ground for smooth cuts every time.

| Item # | Outside Diameter | Teeth | Grind | Hook Angle | Bore |
|----------|------------------|-------|-------|------------|------|
| AA250601 | 10" | 60 | TCG | 0° | 5/8" |
| AA10060 | 10" | 60 | ATB | 10° | 5/8" |
| AA12060 | 12" | 60 | ATB | 10° | 1" |



Trim

Suitable for use on table saws, sliding table saws, radial arm saws and miter saws of all types. Leaves a super smooth finish when cutting hard or softwood. It is especially suited to trimming and sizing veneers and laminates in single sheets or in stacks.

| Item # | Outside Diameter | Teeth | Grind | Hook Angle | Bore |
|-----------|------------------|-------|-------|------------|------|
| AA686400 | 8" | 64 | ATB | 10° | 5/8" |
| AA220T640 | 220mm | 64 | ATB | 10° | 30mm |
| AA610800 | 10" | 80 | ATB | 10° | 5/8" |



BITS, BLADES & CUTTERS

Cutoff & Crosscut

This is an ideal blade for table saws and sliding table saws. Suitable for hardwood, softwood, plywood and chipboard. Good choice for heavy production in any cabinet making shop.

| Item # | Outside Diameter | Teeth | Grind | Hook Angle | Bore |
|------------|------------------|-------|-------|------------|------|
| AA684800 | 8" | 48 | ATB | 10° | 5/8" |
| AA696000 | 9" | 60 | ATB | 10° | 5/8" |
| AAMD10-600 | 10" | 60 | ATB | 12° | 5/8" |
| AAMD10-800 | 10" | 80 | ATB | 10° | 5/8" |
| AA610600 | 10" | 60 | ATB | 10° | 5/8" |
| AA612600 | 12" | 60 | ATB | 10° | 1" |
| AAMD12-600 | 12" | 60 | ATB | 12° | 1" |
| AAMD12-800 | 12" | 80 | ATB | 10° | 1" |
| AA616960 | 16" | 96 | ATB | 10° | 1" |



Fine Crosscut & Cutoff

Ideal for cutting materials with fragile surface layers, like veneers and laminates.

| Item # | Outside Diameter | Teeth | Grind | Hook Angle | Bore |
|-----------|------------------|-------|-------|------------|------|
| AA220T641 | 220 mm | 64 | TCG | 10° | 30mm |
| AA610801 | 10" | 80 | TCG | 10° | 5/8" |
| AA612961 | 12" | 96 | TCG | 10° | 1" |
| AA616129 | 16" | 120 | TCG | 10° | 1" |



Thin Kerf Miter

A thin kerf miter blade are designed for miter smooth cuts less drag on bearings and brakes and reduces stock loss on expensive woods and veneer plywood's. TCG grind can also be used for cutting Plexiglas®, masonite and plastics.

| Item # | Outside Diameter | Teeth | Grind | Hook Angle | Bore |
|------------|------------------|-------|-------|------------|------|
| AA610800TS | 10" | 80 | ATB | 10° | 5/8" |
| AA610801TS | 10" | 80 | TCG | 10° | 5/8" |



Noise/Vibration Reduced

- Features computer designed laser cut slots in body to reduce noise and vibrations up to 60%
- Exceptionally fine finish that virtually eliminates sanding and fitting of parts.
- Grind Type: TRI
- Plate Thickness: 10" .086". 12" .103"
- Kerf: 10" .128". 12" .145"

Use On: Miter/Table/Radial Arm

| Item # | Outside Diameter | Teeth | Grind | Hook Angle | Bore |
|-------------|------------------|-------|-------|------------|------|
| BLPRO1072VF | 10" | 72 | TRI | 10° | 5/8" |
| BLPRO1296VF | 12" | 96 | TRI | 10° | 1" |

BOSCH



Plywood & Finishing

- Minimize chipping and tear out when cutting plywood
- Higher tooth count produces excellent results on laminated or veneered panels
- Produce clean crosscuts in hard and soft wood
- Grind Type: Alternate Top Bevel
- Plate Thickness: 10" .086". 12" .103"
- Kerf: 10" .120". 12" .145"
- Use On: Table Saw, Miter, Radial Arm.

| Item # | Outside Diameter | Teeth | Grind | Hook Angle | Bore |
|--------------|------------------|-------|-------|------------|------|
| BLPRO1080FIN | 10" | 80 | ATB | 12° | 5/8" |
| BLPRO1280FIN | 12" | 80 | ATB | 12° | 1" |



Chipboard/OSB

Fast sizing of chipboard/OSB sheets and stacked sheets

- Cuts laminates, plastics, PVC, acrylics, polyurethane and similar synthetics.
- Grind Type: Triple Chip Grind.

Use On: Table Saw, Miter, Radial Arm.

| Item # | Outside Diameter | Teeth | Grind | Hook Angle | Bore |
|---------------|------------------|-------|-------|------------|------|
| BLPRO1080CHB | 10" | 80 | TCG | 10° | 5/8" |
| BLPRO12100CHB | 12" | 100 | TCG | 10° | 1" |
| BLPRO1280CHB | 12" | 80 | TCG | 10° | 1" |
| BLPRO1248CHB | 12" | 48 | TCG | 10° | 1" |



BITS, BLADES & CUTTERS

"Euro-Rip" Ripping w/Cooling Slots & Anti Kickback Feature

Designed for ripping hardwood and softwood, this exceptional blade cuts fast and smooth. The flat top grind and the high positive hook angle reduces feed effort. The anti-kickback limits the thickness of chip taken to offer a safer cut. Cooling slots in the body prevents excessive heat build up.

| Item # | Outside Diameter | Teeth | Grind | Hook Angle | Bore |
|----------|------------------|-------|-------|------------|------|
| AARB1020 | 10" | 20 | FT | 20° | 5/8" |



Cut-off & Crosscut Heavy

Designed for ripping hardwood and softwood, this exceptional blade cuts fast and smooth. The flat top grind and the high positive hook angle reduces feed effort. The anti-kickback limits the thickness of chip taken to offer a safer cut. Cooling slots in the body prevents excessive heat build up.

| Item # | Outside Diameter | Teeth | Grind | Hook Angle | Bore |
|----------|------------------|-------|-------|------------|------|
| AA712960 | 12" | 96 | ATB | 10° | 1" |
| AA716961 | 16" | 96 | TCG | 18° | 1" |



Ripping Heavy Duty

Heavy duty production ripping is this blades forte. It has all the features needed for use with power feeders and gang ripping operations. This is a low tooth count, flat top grind, with deep gullets for efficient chip clearance and a thick plate for reduced vibration.

| Item # | Outside Diameter | Teeth | Grind | Hook Angle | Bore |
|----------|------------------|-------|-------|------------|------|
| AA710200 | 10" | 20 | FTG | 18° | 5/8" |
| AA712240 | 12" | 24 | FTG | 18° | 1" |
| AA714280 | 14" | 28 | FTG | 18° | 1" |



Multi-Use Ripping/General Purpose

This is an excellent and popular general purpose configuration blade. Its low tooth count, high hook angle and ample gullets make it an aggressive, fast cutting ripping blade. Its ATB grind allows it to crosscut well. A good choice for all around uses.

| Item # | Outside Diameter | Teeth | Grind | Hook Angle | Bore |
|----------|------------------|-------|-------|------------|------|
| AA618540 | 18" | 54 | ATB | 20° | 1" |



Fine Cutting

This blade is for crosscutting and mitering with portable circular saws and small sliding compound miter saws. High tooth count and alternate top bevel grinds produce smooth crisp cuts.

| Item # | Outside Diameter | Teeth | Grind | Hook Angle | Bore |
|---------|------------------|-------|-------|---------------|------|
| AAFC520 | 7-1/4" | 40 | ATB | Positive Hook | 5/8" |



General Purpose

This blade is the mainstay cutter in the construction trades. Get fast clean burn free cuts in framing and pressure treated stock and in plywood and other construction grade sheet goods.

| Item # | Outside Diameter | Teeth | Grind | Hook Angle | Bore |
|---------|------------------|-------|-------|---------------|------|
| AAGP420 | 7-1/4" | 24 | ATB | Positive Hook | 5/8" |



Glue Line Ripping

Rip then glue up. With this exceptional blade, there's no need for sanding or jointing after the cut. The precision triple chip grind & extra high hook angle allows aggressive feed rates, yet produces an extra smooth cut finish. The thick plate minimizes vibration. Use on table saws, sliding table saws, single and gang rip operations.

| Item # | Outside Diameter | Teeth | Grind | Hook Angle | Bore |
|----------|------------------|-------|-------|------------|------|
| AA610301 | 10" | 30 | TCG | 22° | 5/8" |
| AA612401 | 12" | 40 | TCG | 22° | 1" |



Combination Ripping & Crosscut

Excellent for ripping and crosscutting hardwood and softwood.

| Item # | Outside Dia. | Teeth | Grind | Hook Angle | Bore |
|------------|--------------|-------|-----------------|------------|------|
| AA694004 | 9" | 40 | 4 ATB & 1 Raker | 15° | 5/8" |
| AA610504 | 10" | 50 | 4 ATB & 1 Raker | 15° | 5/8" |
| AAMD10-500 | 10" | 50 | 4 ATB & 1 Raker | 15° | 5/8" |
| AA612604 | 12" | 60 | 4 ATB & 1 Raker | 15° | 1" |
| AA614704 | 14" | 70 | 4 ATB & 1 Raker | 15° | 1" |



BITS, BLADES & CUTTERS

Cut-off & Trim Ditec™

This blade has the features of all Amana blades but the DITEC™ carbide tips add exceptional sharpness and long tool life to these features.

| Item # | Outside Diameter | Teeth | Grind | Hook Angle | Bore |
|-----------|------------------|-------|-------|------------|------|
| AADT10600 | 10" | 60 | ATB | 10° | 5/8" |
| AADT10800 | 10" | 80 | ATB | 10° | 5/8" |



Radial Arm

Designed for radial arm saws, sliding compound miter saws and others with the blade above the work piece. This blade minimizes the blade's tendency to self feed.

| Item # | Outside Diameter | Teeth | Grind | Hook Angle | Bore |
|----------|------------------|-------|-----------------|------------|------|
| AA610720 | 10" | 72 | 4 ATB & 1 Raker | 0° | 5/8" |



Dado Sets

Dado's (cross-grain cuts) and grooves (cuts with the grain) are cut efficiently on a table saw with a dado stack set. The Prestige™ super fine Dado set has six 4 wing chippers. It sets the standard for smooth, flat bottom cuts along and across the grain.

| Item # | Outside Diameter | Teeth | Grind | Hook Angle | Bore |
|----------|------------------------|-------|--------|------------|------|
| AA656030 | 6" | 18 | ATB/FT | +15° | 5/8" |
| AA658030 | 8" | 27 | ATB/FT | -5° | 5/8" |
| AA658040 | 8" | 46 | ATB/FT | -5° | 5/8" |
| AA658060 | 8" Prestige™ Superfine | 24 | ABT | -10° | 5/8" |



Sliding Table Ditec™

This a high performance crosscutting blade designed primarily for use in sliding table saws. It is also suitable for use in regular table saws and radial arm saws.

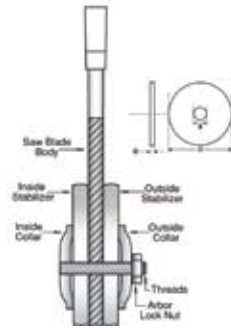
| Item # | Outside Diameter | Teeth | Grind | Hook Angle | Bore |
|-----------|------------------|-------|-------|------------|------|
| AADT14109 | 14" | 108 | TCG | 10° | 1" |



Saw Blade Stabilizers/Stiffeners

The purpose of blade stabilizers is to increase the overall stiffness of the saw blade, thus reducing vibration. Reduction in vibration improves cut quality and dampens noise. Stabilizers are particularly beneficial when used with thin kerf blades.

| Item # | Description |
|---------|----------------------|
| AASTF-4 | 4" Blade Stabilizers |



General Purpose

- Designed to produce clean cuts in a variety of operations
- Ideal for ripping or crosscutting when using a single blade
- Grind Type: Alternate Top Bevel
- Plate Thickness: 10" .086". 12" .103".
- Kerf: 10" .128". 12" .145".
- Use On: Table Saw, Miter, Radial Arm

| Item # | Outside Diameter | Teeth | Grind | Hook Angle | Bore |
|-------------|------------------|-------|-------|------------|------|
| BLPRO1040GP | 10" | 40 | ATB | 15° | 5/8" |
| BLPRO1260GP | 12" | 60 | ATB | 10° | 1" |

BOSCH



Combination

- Classic tooth and gullet design for clean ripping and crosscutting in wood.
- Works well on composites and man-made panels
- Optimized for multi-purpose hand feed table saw applications
- Grind Type: Multi purpose Carbide Tip.
- Use On: Table Saw.

| Item # | Outside Diameter | Teeth | Grind | Hook Angle | Bore |
|---------------|------------------|-------|-------|------------|------|
| BLPRO1050COMB | 10" | 50 | MCT | 15° | 5/8" |



Ripping

- Rigid bodies keep blade true in long work pieces and demanding cuts
- Grind Type: Flat Top Grind
- Plate Thickness: 10" .086". 12" .103".
- Kerf: 10" .128". 12" .145".
- Use On: Table Saws.

| Item # | Outside Diameter | Teeth | Grind | Hook Angle | Bore |
|--------------|------------------|-------|-------|------------|------|
| BLPRO1024RIP | 10" | 24 | FTG | 20° | 5/8" |



BITS, BLADES & CUTTERS

Miter

- Optimized for straight or compound angles where precise cuts are critical
- Tensioned plates maintain flatness and stability for the life of the blade

Plate Thickness: 10" .086".12" .103"

Kerf: 10" .118". 12" .134"

Use On: Miter/Table/Radial Arm.

| Item # | Outside Diameter | Teeth | Grind | Hook Angle | Bore |
|-------------|------------------|-------|-------|------------|------|
| BLPRO1072SM | 10" | 72 | TRI | 0° | 5/8" |
| BLPRO1296SM | 12" | 93 | TRI | 0° | 1" |

BOSCH



Precision Dado Sets

Precision-matched components are roll and hammer tensioned by hand for perfectly true running.

- Bodies are laser cut from nickel alloy tool steel, ground and hardened to Rockwell 42-44C
- Extra large teeth with tri-metal shim brazing, CNC sharpened with diamond wheels to a razor sharp edge
- Outside Blades: 2
- 1/4" chipper: 1
- 1/8" chipper: 2
- 1/16" chipper: 1.

Use On: Table Saw, Radial Arm Saw.



| Item # | Outside Diameter | Teeth | Outside Blades | 1/4" Chipper | 1/8" Chipper | 1/16" Chipper |
|--------------|------------------|-------|----------------|--------------|--------------|---------------|
| BLPRO624DADO | 6" | 24 | 2 | 1 | 2 | 1 |
| BLPRO824DADO | 8" | 24 | 2 | 1 | 2 | 1 |
| BLPRO840DADO | 8" | 40 | 2 | 1 | 2 | 1 |

Construction Circular Saw

Bosch's Construction Series carbide blades have been designed to fit the needs of all framing and trim carpenters. Each blade has a thin plate that has been hardened to stay flat and run true, cut after cut.

- Patented C-3 Dyanite® carbide teeth are diamond ground, precision sharp up to 6X longer
- Impact resistant tri-metal shims between each carbide tip and the blade act as shock absorbers
- A fully hardened thin kerf plate means less material is removed which allows for a faster cut
- The thin kerf along with anti-friction coating and body slots on high RPM 7-1/4" blades
- Expansion slots reduce blade warping.

| Item # | Outside Diameter | Teeth | Grind | Hook Angle | Bore |
|----------|------------------|-------|-------|------------|------|
| BLCB1040 | 10" | 40 | ATB | 13° | 5/8" |
| BLCB1080 | 10" | 80 | ATB | 0° | 5/8" |
| BLCB1280 | 12" | 80 | ATB | 0° | 1" |





Anatomy of a Festool Saw Blade

Festool circular saw blades are engineered and designed for cutting efficiency, long life, and superior cutting results. Festool offers seven different circular saw blades for various applications. This range of blades covers everything from cutting wood, plastics, non-ferrous metals and steel (with the TS75 plunge cut saw only) to special materials like solid surface, acrylics and laminates. These saw blades features variable tooth spacing which results in reduced vibration producing cleaner cuts and less noise. All blades have laser expansion slots which reduce warping related to heat build up. This means all cuts have the best quality over the blade's lifespan and better cut performance. These slots also reduce vibration. Low vibration = cleaner cut. Festool saw blades have large arbor holes which serves to reduce vibration and increase blade stability.

Fine Tooth

For fine cross cuts in sheet goods, melamine, hard and soft woods.

| Item # | Outside Diameter | Teeth | Grind | Hook Angle | Bore |
|----------|------------------|-------|-------|------------|------|
| FJ491952 | 160 mm | 28 | ATB | 20 mm | 5/8" |
| FJ495381 | 210 mm | 52 | ATB | 30 mm | 1" |



Standard

For coarse cuts in wood materials, building panels and soft plastics.

| Item # | Outside Diameter | Teeth | Grind | Hook Angle | Bore |
|----------|------------------|-------|-------|------------|------|
| FJ487377 | 160 mm | 12 | ATB | 20 mm | 5/8" |
| FJ493197 | 210 mm | 18 | ATB | 30 mm | 1" |



BITS, BLADES & CUTTERS

Panther

For fast cutting in wood with less force, particularly rip cutting.

| Item # | Outside Diameter | Teeth | Grind | Hook Angle | Bore |
|----------|------------------|-------|-------|------------|------|
| FJ439685 | 160 mm | 14 | ATB | 20 mm | 5/8" |
| FJ493196 | 210 mm | 16 | ATB | 30 mm | 1" |

FESTOOL



Universal

For all wooden materials, all construction panels and soft plastics.


| Item # | Outside Diameter | Teeth | Grind | Hook Angle | Bore |
|----------|------------------|-------|-------|------------|------|
| FJ490516 | 160 mm | 28 | ATB | 20 mm | 5/8" |
| FJ493198 | 210 mm | 36 | ATB | 30 mm | 1" |



Aluminum/Plastic

Special saw blade for aluminum panels and section, hard and fiber reinforced plastics.

| Item # | Outside Diameter | Teeth | Grind | Hook Angle | Bore |
|----------|------------------|-------|-------|------------|------|
| FJ439686 | 160 mm | 56 | TC | 20 mm | 5/8" |
| FJ493201 | 210 mm | 72 | TC | 30 mm | 1" |



Solid Surface/Laminate

Special saw blade for laminated floors and polymer materials (solid surface).

| Item # | Outside Diameter | Teeth | Grind | Hook Angle | Bore |
|----------|------------------|-------|-------|------------|------|
| FJ495375 | 160 mm | 56 | TC | 20 mm | 5/8" |
| FJ493200 | 210 mm | 72 | TC | 30 mm | 1" |



Steel/Multilayered Board

Highly durable blade for cutting steel clad wooden doors and mild steel up to 3mm (almost 1/8") thick. Ideal for steel roofing panels and other sheet steel.

| Item # | Outside Diameter | Teeth | Grind | Hook Angle | Bore |
|----------|------------------|-------|-------|------------|------|
| FJ493351 | 210 mm | 36 | ATB | 30 mm | 5/8" |





Cut-Off & Crosscut

- ATB (alternate top bevel)
- General cut-off & trim of soft hardwoods, plywood, wood veneer (top) No. "5"
- Smooth surface and long cutting life provided by alternate top bevel and 12 degree hook angle

| Item # | Outside Diameter | Teeth | Grind | Hook Angle | Bore |
|-------------|------------------|-------|-------|------------|------|
| WW611625461 | 10" | 60 | ATB | 12° | 5/8" |



Combination

- Comb. 4 + 1 (4 alternate top bevel followed by 1 flat-top raker)
- All-purpose table saw blade, especially for hardwoods, softwoods, as well as for sheet stock such as plywood and particleboard
- Laser slots virtually eliminate vibration and noise

| Item # | Outside Diameter | Teeth | Grind | Hook Angle | Bore |
|-------------|------------------|-------|-----------------|------------|------|
| WW611625450 | 10" | 50 | 4 ATB & 1 Raker | 15° | 5/8" |



Double Sided Melamine

- H-ATB (high or acute angle alternate top bevel)
- Cuts double sided melamine & thin veneers without a scoring unit
- Sharp 25 degree bevels slice cleanly through fragile coatings and laminates
- Extra hard sub-micro grain carbide tips for long life

| Item # | Outside Diameter | Teeth | Grind | Hook Angle | Bore |
|-------------|------------------|-------|-------|-------------|------|
| WW611625480 | 10" | 80 | H-ATB | Negative 5° | 5/8" |



Plywood/Laminate

- TCG (triple chip grind followed by flat raker)
- General cut-off & trimming
- Excellent balance between feed resistance and finish due to greater number of teeth, triple chip grind, and 10 degree hook

| Item # | Outside Diameter | Teeth | Grind | Hook Angle | Bore |
|-------------|------------------|-------|-------|------------|------|
| WW611625460 | 10" | 60 | TCG | 12° | 5/8" |
| WW611625481 | 10" | 80 | TCG | 10° | 5/8" |



BITS, BLADES & CUTTERS

BOSCH

Aluminum & Non-Ferrous Metals

Fast, straight cuts. Aluminum 3/16"-5/8", fiberglass 3/16"-3/4", plastic 3/16"-1-1/4".

| Item # | Material | Overall Length | Working Length | Teeth per Inch | Pkg Qty |
|------------|----------|----------------|----------------|----------------|---------|
| BLT127D | HSS | 4" | 3" | 8 | 5 |
| BLT127D100 | HSS | 4" | 3" | 8 | 100 |
| BLT227D | HSS | 4" | 3" | 8 | 5 |



Basic Metal-Economical

For straight cuts. Medium thin metals 1/8"-1/4" (Ferrous and Non-Ferrous).

| Item # | Material | Overall Length | Working Length | Teeth per Inch | Pkg Qty |
|------------|----------|----------------|----------------|-------------------|---------|
| BLT118A | HSS | 3-5/8" | 2-5/8" | 17-24 Progressive | 5 |
| BLT118A100 | HSS | 3-5/8" | 2-5/8" | 17-24 Progressive | 100 |
| BLT118B | HSS | 3-5/8" | 2-5/8" | 11-14 Progressive | 5 |
| BLT118G | HSS | 3-5/8" | 2-5/8" | 36 | 5 |
| BLT318A | HSS | 5-1/4" | 4-7/64" | 24 | 5 |
| BLT318A100 | HSS | 5-1/4" | 4-7/64" | 24 | 100 |



Flexible Metal

Break resistant and durable. Sheet metal 10-16 gauge, thin metals 1/16"-1/8" (Ferrous and Non-Ferrous)

| Item # | Material | Overall Length | Working Length | Teeth per Inch | Pkg Qty |
|----------|----------|----------------|----------------|-------------------|---------|
| BLT118AF | Bi-Metal | 3-5/8" | 2-5/8" | 17-24 Progressive | 5 |



All Purpose Progressor for Wood and Metal

Progressive tooth design for fast cuts and and longer life in thick and thin materials. For wood with nails, plywood, particle board 3/16"-3-5/8". Metals 3/16"-3/8", non-ferrous metal and aluminum 5/64"-1-1/4".

| Item # | Material | Overall Length | Working Length | Teeth per Inch | Pkg Qty |
|----------|----------|----------------|----------------|------------------|---------|
| BLT345XF | Bi-Metal | 5-1/4" | 4-1/4" | 5-10 Progressive | 5 |



BOSCH

Wood, Straight, Fine Cuts, Plunge Cuts

Hard/soft woods, plastics, OSB plywood, laminated particleboard 3/16"-1-1/4".

| Item # | Material | Overall Length | Working Length | Teeth per Inch | Pkg Qty |
|------------|----------|----------------|----------------|--------------------|---------|
| BLT101B | HCS | 4" | 3" | 10 Variable Gullet | 5 |
| BLT101B100 | HCS | 4" | 3" | 10 Variable Gullet | 100 |



Wood Reverse Tooth

For splinter free cuts on top of work piece, straight, fine down cuts. Laminated particleboard, OSB, plywood, hard/soft woods, plastics 3/16"-1-1/4".

| Item # | Material | Overall Length | Working Length | Teeth per Inch | Pkg Qty |
|-------------|----------|----------------|----------------|----------------|---------|
| BLT101BR | HCS | 4" | 3" | 10 | 5 |
| BLT101BR100 | HCS | 4" | 3" | 10 | 100 |



Precision for Wood

For splinter free cuts on top of work piece, straight, fine down cuts. Laminated particleboard, OSB, plywood, hard/soft woods, plastics 3/16"-1-1/4".

| Item # | Material | Overall Length | Working Length | Teeth per Inch | Pkg Qty |
|----------|----------|----------------|----------------|----------------|---------|
| BLT101DP | HCS | 4" | 2-3/4" | 6 | 5 |



Wood, Fine Clean Cuts

Straight, clean cuts; plunge cuts for hard/soft woods, plywoods, OSB, and plastics 1/4"-2-3/8".

| Item # | Material | Overall Length | Working Length | Teeth per Inch | Pkg Qty |
|------------|----------|----------------|----------------|-----------------|---------|
| BLT101D | HCS | 4" | 3" | 5-6 Progressive | 5 |
| BLT101D100 | HCS | 4" | 3" | 5-6 Progressive | 100 |



Special Laminate

Precise clean cuts. Splinter free cuts in laminate flooring.

| Item # | Material | Overall Length | Working Length | Teeth per Inch | Pkg Qty |
|-----------|----------|----------------|----------------|--------------------|---------|
| BLT101AOF | Bi-Metal | 3-1/4" | 2-5/16" | 10 Variable Gullet | 5 |



BLADES - JIGSAW

BITS, BLADES & CUTTERS

BLADES - JIGSAW

Basic Wood-Economical

Fast coarse cuts, ideal for jig saws without orbital action. Softwood, OSB, plywood 7/32"-2-3/8".

| Item # | Material | Overall Length | Working Length | Teeth per Inch | Pkg Qty |
|------------|----------|----------------|----------------|-----------------|---------|
| BLT244D | HCS | 4" | 3" | 5-6 Progressive | 5 |
| BLT244D100 | HCS | 4" | 3" | 5-6 Progressive | 100 |
| BLT119BO | HCS | 3-1/4" | 2-3/16" | 12 | 5 |
| BLT111C | HCS | 4" | 3" | 8 | 5 |

BOSCH



Progressor for Wood

Fast and clean cuts through thick and thin wood. Straight, fine, splinter free, accurate cuts. Hard/soft woods, OSB, particleboard, plywood, laminated particle board.


| Item # | Material | Overall Length | Working Length | Teeth per Inch | Pkg Qty |
|------------|----------|----------------|----------------|------------------|---------|
| BLT234X | HCS | 4-1/2" | 3-17/32" | 8-12 Progressive | 5 |
| BLT234X100 | HCS | 4-1/2" | 3-17/32" | 8-12 Progressive | 100 |



Speed for Hardwood

Straight and very fast cuts; plunge cuts. Hard/soft woods, OSB plywood 1/4"-2-3/8"

| Item # | Material | Overall Length | Working Length | Teeth per Inch | Pkg Qty |
|------------|----------|----------------|----------------|-----------------|---------|
| BLT144D | HCS | 4" | 3" | 5-6 Progressive | 5 |
| BLT144D100 | HCS | 4" | 3" | 5-6 Progressive | 100 |
| BLT344DF | Bi-Metal | 6" | 5" | 6 | 5 |



Clean for Wood

Fine, clean cuts. Hard/soft woods, plywood, laminated particleboard 3/16"-2-3/8" and plastics 3/16"-1-1/4".

| Item # | Material | Overall Length | Working Length | Teeth per Inch | Pkg Qty |
|----------|----------|----------------|----------------|----------------|---------|
| BLT301CD | HCS | 4-5/8" | 3-5/8" | 8 | 5 |



Aluminum & Non-Ferrous Metals



Fast, straight cuts. Aluminum 3/16"-5/8", fiberglass 3/16"-3/4", plastic 3/16"-1-1/4".



| Item # | Material | Overall Length | Working Length | Teeth per Inch | Pkg Qty |
|---------------|----------|----------------|----------------|----------------|---------|
| WW608-116-104 | HSS | 4" | 2-3/4" | 14 | 5 |
| WW608-116-008 | HSS | 4" | 3" | 8 | 5 |
| WW608-116-009 | HSS | 4" | 3" | 8 | 5 |

Basic Metal-Economical



For straight cuts. Medium thin metals 1/8"-1/4" (Ferrous and Non-Ferrous)

| Item # | Material | Overall Length | Working Length | Teeth per Inch | Pkg Qty |
|---------------|----------|----------------|----------------|-------------------|---------|
| WW608-115-93 | HSS | 3-5/8" | 2-5/8" | 17-24 Progressive | 5 |
| WW608-116-006 | HSS | 3-5/8" | 2-5/8" | 11-14 Progressive | 5 |
| WW608-116-007 | HSS | 3-5/8" | 2-5/8" | 36 | 5 |
| WW608-116-106 | HSS | 5-1/4" | 4-7/64" | 24 | 5 |

Flexible Metal

Break resistant and durable. Sheet metal 10-16 gauge, thin metals 1/16"-1/8" (Ferrous and Non-Ferrous).



| Item # | Material | Overall Length | Working Length | Teeth per Inch | Pkg Qty |
|---------------|----------|----------------|----------------|-------------------|---------|
| WW615-050-012 | Bi-Metal | 3-5/8" | 2-5/8" | 17-24 Progressive | 5 |

All Purpose Progressor for Wood and Metal

Progressive tooth design for fast cuts and longer life in thick and thin materials. For wood with nails, plywood, particle board 3/16"-3-5/8". Metals 3/16"-3/8", non-ferrous metal and aluminum 5/64"-1-1/4".



| Item # | Material | Overall Length | Working Length | Teeth per Inch | Pkg Qty |
|---------------|----------|----------------|----------------|------------------|---------|
| WW615-090-025 | Bi-Metal | 4" | 3" | 8 | 5 |
| WW608-116-345 | Bi-Metal | 5-1/4" | 4-1/4" | 5-10 Progressive | 5 |

Clean for Wood

Fine, clean cuts. Hard/soft woods, plywood, laminated particleboard 3/16"-2-3/8" and plastics 3/16"-1-1/4".






















| Item # | Material | Overall Length | Working Length | Teeth per Inch | Pkg Qty |
|--------------|----------|----------------|----------------|----------------|---------|
| WW608-115-89 | HCS | 4-5/8" | 3-5/8" | 8 | 5 |

BITS, BLADES & CUTTERS

Anatomy of a Festool Jigsaw Blade

FESTOOL

Festool T-shank jigsaw blades are engineered and designed for cutting efficiency, long life and superior cut results. The T-shank design is a universal fit for most professional jigsaws. Festool carries different jigsaw blades for various types of materials. The range covers everything from blades for cutting wood, plastics, non-ferrous metals, and steel, to special materials like fiberglass and foam. The blades are also designed for various types of cuts, including straight and splinter-free, with the use of the splinter guard.

1.  S 75/4
2.  S 105/4
3.  S 75/2,5
4.  S 75/4 FS TRION
5.  S 75/4 FSG TRION
6.  S 105/4 FSG TRION
7.  S 75/4 K
8.  S 50/1,4 K
9.  HS 75/4 bi BIMETAL Longlife
10.  HS 75/3 bi BIMETAL Longlife
11.  HS 75/2,5 bi BIMETAL Longlife
12.  HS 60/2 bi BIMETAL Longlife
13.  HS 105/1,2 bi BIMETAL Longlife
14.  HS 60/1,4 bi BIMETAL Longlife
15.  HS 60/2 bi BIMETAL Longlife
16.  HS 105/2 bi BIMETAL Longlife
17.  HM 75/4,5 HM/CT Longlife
18.  HM 105/4,5 HM/CT Longlife
19.  R 54 G HM/CT Longlife

BITS, BLADES & CUTTERS

Festool® Jigsaw Blades

FESTOOL

Product images located on the opposite page (120).

| | Item # | Overall Length | Teeth per Inch | Max. Thickness | Materials | Pkg Qty |
|-----|----------|----------------|----------------|----------------|--|---------|
| 1. | FJ486546 | 3" | 6-7 | < 2-1/8" | Softwoods/Hardwoods, Chipboard, Melamine/Veneered Plywood | 5 |
| 2. | FJ486547 | 4-1/8" | 6-7 | < 3-3/8" | Softwoods/Hardwoods, Chipboard, Melamine/Veneered Plywood | 5 |
| 3. | FJ486548 | 3" | 10 | < 2-1/8" | Softwoods/Hardwoods, Chipboard, Melamine/Veneered Plywood, Soft Plastics | 5 |
| 4. | FJ486549 | 3" | 6-7 | < 2-1/8" | Softwoods/Hardwoods, Chipboard, Melamine/Veneered Plywood | 5 |
| 5. | FJ486551 | 3" | 6-7 | < 2-1/8" | Softwoods/Hardwoods, Chipboard, Melamine/Veneered Plywood | 5 |
| 6. | FJ486552 | 4-1/8" | 6-7 | < 3-3/8" | Softwoods/Hardwoods, Chipboard, Melamine/Veneered Plywood | 5 |
| 6. | FJ490179 | 5-3/4" | 6-7 | < 4-3/4" | Softwoods/Hardwoods, Chipboard, Melamine/Veneered Plywood | 5 |
| 7. | FJ486563 | 3" | 6-7 | < 2-1/8" | Softwood/Hardwood, Soft Plastics | 5 |
| 8. | FJ486564 | 2" | 18 | < 1" | Softwoods/Hardwoods, Chipboard, Melamine/Veneered Plywood, Soft/Hard Plastics, Acrylics, Plexigalss® | 5 |
| 9. | FJ486553 | 3" | 6-7 | < 2-1/8" | Softwoods/Hardwoods, Chipboard, Melamine/Veneered Plywood, Laminated Boards | 5 |
| 10. | FJ486554 | 3" | 8-9 | < 2-1/8" | Soft/Hard Plastics, Acrylics, Cement Board, Iron and Steel, Plexiglass® | 5 |
| 11. | FJ490178 | 3 | 10 | < 2-1/8" | Softwoods/Hardwoods, Chipboard, Melamine/Veneered Plywood, Soft/Hard Plastics, Acrylics, Plexigalss® | 5 |
| 12. | FJ486556 | 2-3/8" | 21 | < 1-3/16" | Non Ferrous Metals, Aluminum, Steel Sheets and Profiles | 5 |
| 13. | FJ486558 | 4-1/8 | 21 | < 3-3/8" | Non Ferrous Metals, Aluminum, Steel Sheets and Profiles, Composite Sandwich Materials | 5 |
| 13. | FJ490180 | 6" | 21 | < 5-1/8" | Non Ferrous Metals, Aluminum, Steel Sheets and Profiles, Composite Sandwich Materials | 5 |
| 14. | FJ490181 | 2-3/8" | 18 | < 1/16" | Stainless Steel | 5 |
| 15. | FJ486557 | 2-3/8" | 13 | < 3/16" | Non Ferrous Metals, Aluminum, Steel Sheets and Profiles, Stainless Steel, Iron and Steel | 5 |
| 16. | FJ486559 | 4-1/8" | 13 | < 3-3/8" | Non Ferrous Metals, Aluminum, Steel Sheets and Profiles, Composite Sandwich Materials | 5 |
| 17. | FJ486561 | 3" | 5-6 | < 2-1/8" | Chipboard, Laminated Boards, Fiber-Reinforced Plastics and Cement Board | 5 |
| 18. | FJ486560 | 4-1/8" | 5-6 | < 3-1/8" | Chipboard, Laminated Boards, Fiber-Reinforced Plastics and Cement Board | 5 |
| 19. | FJ486562 | 2-1/8" | N/A | < 1-3/16" | Fiber-Reinforced Plastics, Cementboard, Iron and Steel, Glass, Tile and Ceramics | 5 |
| 20. | FJ493656 | 6" | N/A | < 5" | Rigid-Foam, Insulation, Fiber Glass Insulation, Cardboard and Foam Rubber | 5 |

BLADES - JIGSAW

BITS, BLADES & CUTTERS

Basic Metal-Economical

Fast cuts & long life in thin or thick metal, pipes and metal profiles. Cuts sheet metal up to 8 gauge, metal 5/64"-3/8", stainless steel 1/16"-1/8", non-ferrous metal 5/64"-3/4", plastics 1/16"-1-1/4", fiberglass 3/64"-3/4".

BOSCH



| Item # | Material | Overall Length | Working Length | Teeth per Inch | Pkg Qty |
|---------|----------|----------------|----------------|-------------------|---------|
| BLU118B | HSS | 3-1/8" | 2-1/2" | 11-14 Progressive | 5 |
| BLU123X | HSS | 4" | 3" | 10-24 Progressive | 5 |

Basic Wood-Economical

Fast coarse cuts, ideal for jig saws without orbital action. Softwood, OSB and plywood 7/32"-2-3/8".




| Item # | Material | Overall Length | Working Length | Teeth per Inch | Pkg Qty |
|---------|----------|----------------|----------------|----------------|---------|
| BLU111C | HCS | 3-5/8" | 3" | 8 | 5 |

Wood, Fine Clean Cuts

Straight, clean cuts; plunge cuts for hard/soft woods, plywoods, OSB, and plastics 1/4"-2-3/8".

| Item # | Material | Overall Length | Working Length | Teeth per Inch | Pkg Qty |
|----------|----------|----------------|----------------|--------------------|---------|
| BLU1AO | HCS | 2-3/4" | 2" | 20 | 5 |
| BLU101B | HCS | 3-5/8" | 3" | 10 Variable Gullet | 5 |
| BLU101BR | HCS | 3-5/8" | 3-3/16" | 10 | 5 |
| BLU101D | HCS | 3-5/8" | 3" | 5-6 Progressive | 5 |



Würth Basic Wood-Economical

Fast cuts & long life in thin or thick metal, pipes and metal profiles. Cuts sheet metal up to 8 gauge, metal 5/64"-3/8", stainless steel 1/16"-1/8", non-ferrous metal 5/64"-3/4", plastics 1/16"-1-1/4", fiberglass 3/64"-3/4".



| Item # | Material | Overall Length | Working Length | Teeth per Inch | Pkg Qty |
|----------------|----------|----------------|----------------|-------------------|---------|
| WW.608-116-123 | HSS | 4" | 3" | 10-24 Progressive | 5 |

Cutters

| | |
|--------------------------------|---------|
| Shaper Cutters..... | 124-125 |
| Molding Cutters..... | 126-127 |
| Stile & Rail Cutters..... | 128-129 |
| Raised Panel Cutters..... | 129-130 |
| Insert Raised Panel Cutters... | 131 |



BITS, BLADES & CUTTERS

Carbide Tipped Shaper Cutters


Extra thick carbide tips offer many resharpenings and longer tool life. RPM rating: 12,000 and under.



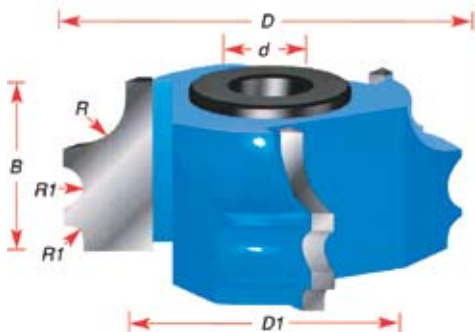
Straight Edge Cutter



| Item # | OD | B | Od |
|--------|--------|------|-------------|
| AA912 | 2-5/8" | 3/4" | 1/2" & 3/4" |
| AA955 | 2-5/8" | 1" | 1/2" & 3/4" |



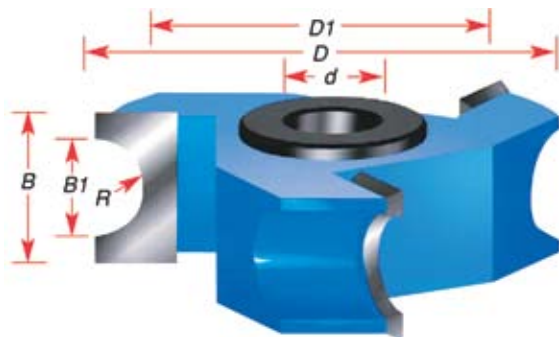
Straight Edge Cutter



** Rub collar for 3/4" arbor only

| Item # | OD | OD1 | B | R | R1 | Od | Rub Collar |
|--------|--------|--------|--------|------|------|-------------|------------|
| AA952 | 2-5/8" | 1-7/8" | 15/16" | 3/8" | 1/8" | 1/2" & 3/4" | C-008** |

Bull Nose Cutter

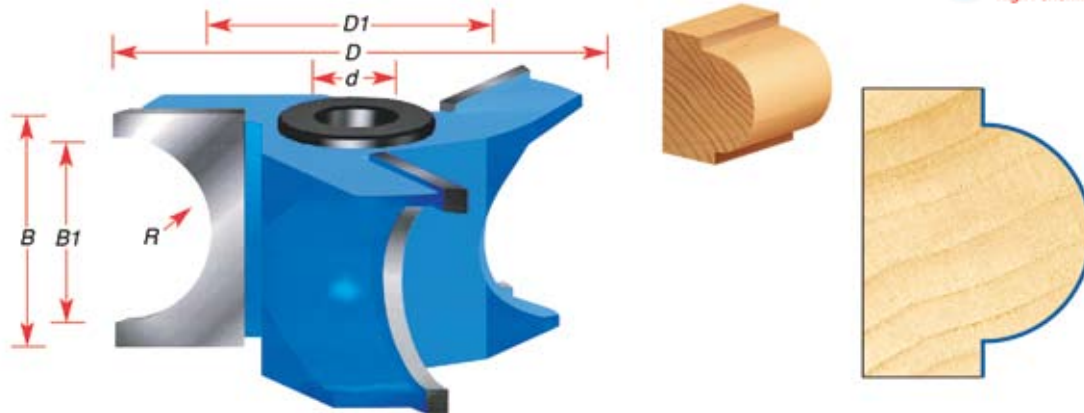


** Rub collar for 1-1/4" arbor only

| Item # | Description | OD | OD1 | B | B1 | R | Od | Rub Collar |
|--------|-------------|--------|--------|---------|------|-------|-------------|------------|
| AA974 | 3/8" Bead | 2-5/8" | 2-1/4" | 5/8" | 3/8" | 3/16" | 1/2" & 3/4" | C-025** |
| AA927 | 3/4" Bead | 2-5/8" | 1-7/8" | 1-1/16" | 3/4" | 3/8" | 1/2" & 3/4" | C-008** |
| AA929 | 1" Bead | 2-5/8" | 1-5/8" | 1-1/2" | 1" | 1/2" | 1/2" & 3/4" | C-005** |




Stair Tread Nose Cutter



** Rub collar for 1-1/4" arbor only

| Item # | OD | OD1 | B | B1 | R | Od | Rub Collar | Rub Collar |
|--------|--------|--------|--------|--------|-------|-------------|------------|------------|
| AA932 | 3-3/8" | 1-7/8" | 1-1/2" | 1-1/8" | 9/16" | 1/2" & 3/4" | C-008** | C-025** |

Flute (Convex) Cutter

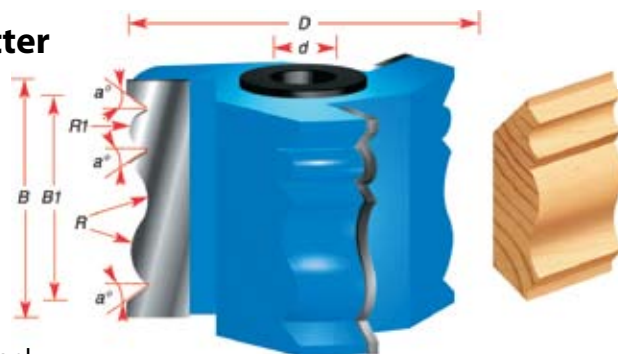


** Rub collar for 1-1/4" arbor only

| Item # | Description | OD | B | R | Od | Rub Collar |
|--------|-------------|--------|------|-------|-------------|------------|
| AA972 | 3/8" Flute | 2-5/8" | 3/8" | 3/16" | 1/2" & 3/4" | C-015** |
| AA926 | 1/2" Flute | 2-5/8" | 1/2" | 1/4" | 1/2" & 3/4" | C-011** |
| AA928 | 3/4" Flute | 2-5/8" | 3/4" | 3/8" | 1/2" & 3/4" | C-008** |
| AA930 | 1" Flute | 2-5/8" | 1" | 1/2" | 1/2" & 3/4" | C-005** |

BITS, BLADES & CUTTERS

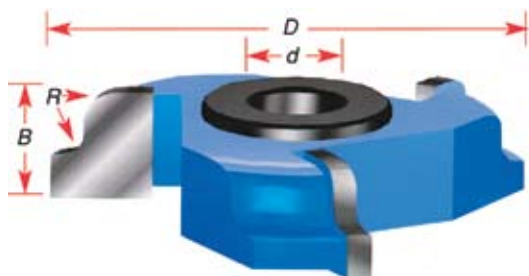
Crown Molding Cutter



** Rub collar for 1-1/4" arbor only

| Item# | OD | B | B1 | a° | R | R1 | Od | Rub Collar |
|-------|--------|--------|----|-----|------|-------|-------------|------------|
| AA962 | 2-3/4" | 2-1/4" | 2" | 45° | 1/2" | 3/16" | 1/2" & 3/4" | C-027** |

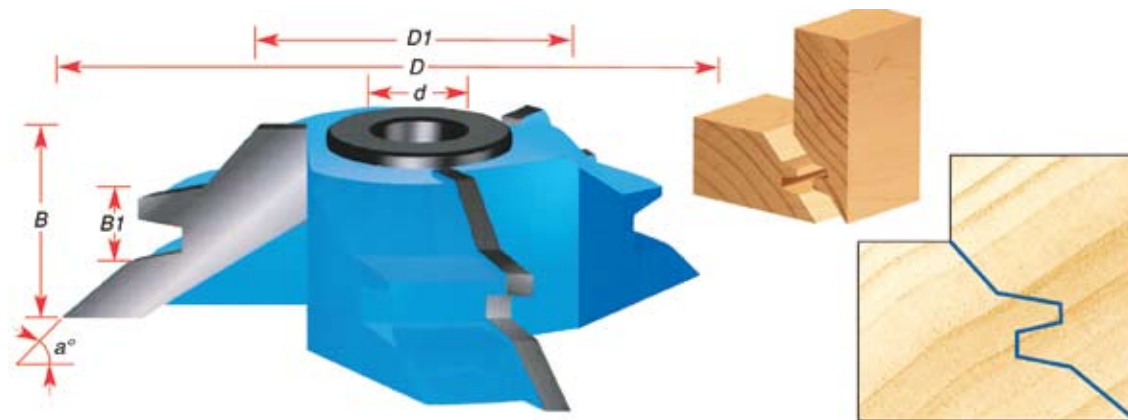
Sash



** Rub collar for 1-1/4" arbor only

| Item# | Description | OD | OD1 | B | R | Od | Rub Collar |
|-------|-------------|--------|--------|------|------|-------------|------------|
| AA975 | Female Sash | 2-5/8" | 2-1/8" | 5/8" | 1/8" | 1/2" & 3/4" | C-024** |

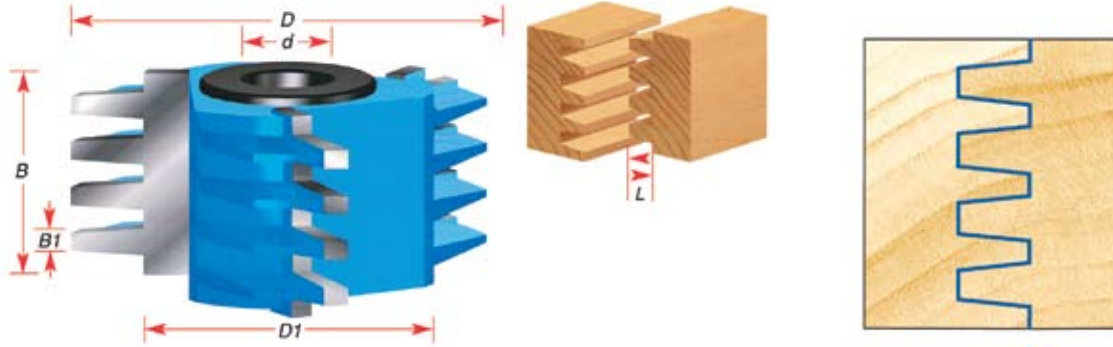
Lock Miter



** Rub collar for 1-1/4" arbor only

| Item# | Description | OD | OD1 | B | R | Od | Rub Collar |
|-------|-------------|----|-----|------|-----|-------------|------------|
| AA998 | 3-3/4" | 2" | 1" | 3/8" | 45° | 1/2" & 3/4" | C-006** |


Finger Joint



** Rub collar for 1-1/4" arbor only

| Item # | Description | OD | OD1 | B | B1 | L | Od | Rub Collar |
|--------|--------------|--------|--------|--------|--------|------|-------------|------------|
| AA999 | Finger Joint | 2-7/8" | 2-1/8" | 1-1/2" | 13/64" | 3/8" | 1/2" & 3/4" | C-011** |


Door Lip



** Rub collar for 1-1/4" arbor only

| Item # | Description | OD | OD1 | B | B1 | R | a° | Od | Rub Collar |
|--------|--|--------|--------|---------|------|------|-----|-------------|------------|
| AA900 | Corner Round & Taper Rabbet (counter-clockwise, rabbet down) | 2-5/8" | 1-3/4" | 1-3/16" | 5/8" | 3/8" | 10° | 1/2" & 3/4" | C-006** |

Triple Fluting Cutter



** Rub collar for 1-1/4" arbor only

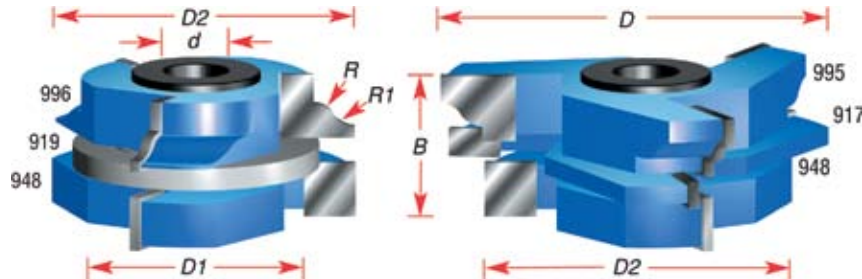
| Item # | OD | B | B1 | R | Od | Rub Collar |
|--------|--------|----|------|-------|-------------|------------------|
| AA961 | 2-5/8" | 1" | 5/8" | 5/64" | 1/2" & 3/4" | C-015**, C-028** |

BITS, BLADES & CUTTERS

Stile & Rail Cabinet Door Cutter Sets for 1-5/16" Material



Ogee Stile & Rail set with 1/4" W x 5/16" D Tongue & Groove



Set includes:

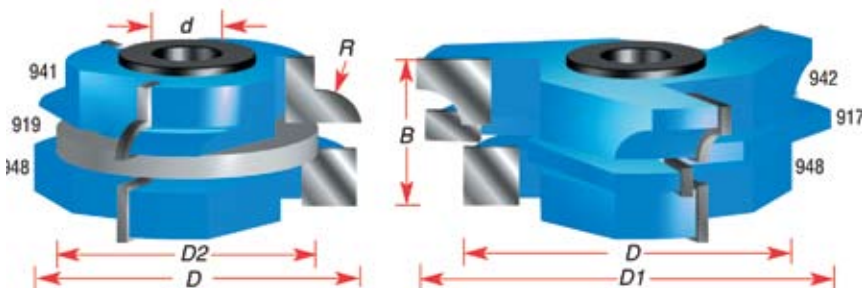
- 948 - 1/2" Straight (2 pcs.)
- 917 - 1/4" Straight
- 919 - Steel Spacer
- 995 - Ogee Stile
- 996 - Rail for Ogee Stile
- BU-550 - 'T' Bushing, 1/2" X 3/4" (4 pcs.)
- BU-910 - Sleeve Bushing, 1/2" X 3/4" X 3/4" Long (2 pcs.)



** Rub collar for 1-1/4" arbor only

| Item # | OD | D1 | D2 | B | R | R1 | Od | Rub Collar |
|--------|--------|--------|--------|---------|-------|-------|-------------|------------------|
| AA994 | 3-1/8" | 1-7/8" | 2-1/2" | 1-5/16" | 3/16" | 5/32" | 1/2" & 3/4" | C-008**, C-016** |

Concave Stile & Rail Set with 1/4" W X 5/16" D Tongue & Groove



Set includes:

- 941 - Concave Stile
- 942 - Rail for Concave Stile
- 948 - 1/2" Straight (2 pcs.)
- 917 - 1/4" Straight
- 919 - Steel Spacer
- BU-550 - 'T' Bushing, 1/2" X 3/4" (4 pcs.)
- BU-910 - Sleeve Bushing, 1/2" X 3/4" X 3/4" Long (2 pcs.)

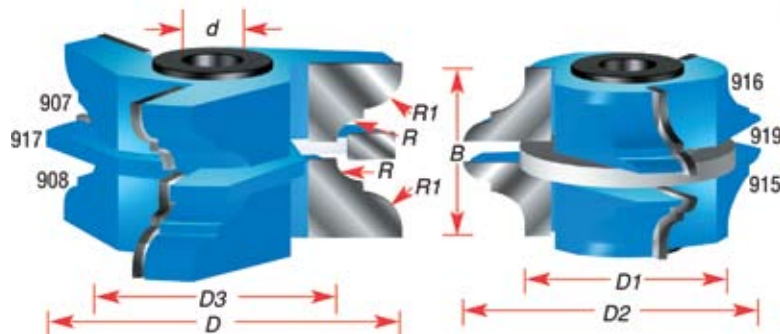


** Rub collar for 1-1/4" arbor only

| Item # | OD | D1 | D2 | B | R | Od | Rub Collar |
|--------|--------|--------|--------|----------|-------|-------------|------------------|
| AA940 | 2-1/2" | 1-7/8" | 3-1/8" | 1-17/64" | 5/16" | 1/2" & 3/4" | C-008**, C-016** |

Stile & Rail Exterior Door Cutter Sets for 1-3/4" Material

Cove & Bead Set with 1/4" W X 17/32" D Tongue Groove



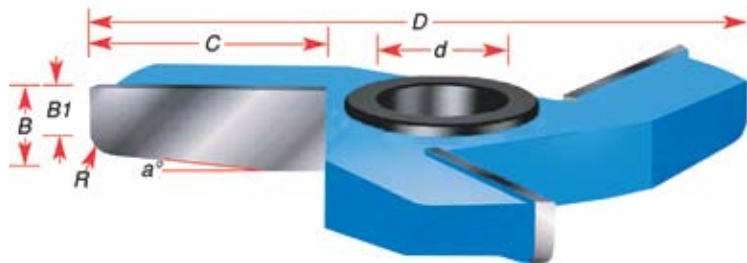
** Rub collar for 1-1/4" arbor only

| Item # | OD | OD1 | OD2 | OD3 | B | R | R1 | Od | Rub Collar |
|--------|--------|--------|---------|---------|--------|--------|--------|-------------|------------------|
| AA922 | 3-1/8" | 1-7/8" | 2-5/16" | 2-1/16" | 1-3/4" | 15/64" | 11/32" | 1/2" & 3/4" | C-008**, C-022** |

* For replacement cutters see references in above photo

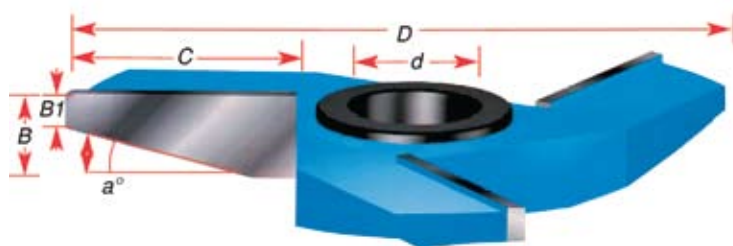
Raised Panel Cutter for 5/8" Material

Horizontal Panel Raising/Shear Face



** Rub collar for 1-1/4" arbor only

| Item # | OD | B | B1 | R | C | a° | Od | Rub Collar |
|--------|--------|------|------|-------|--------|----|-------------|------------|
| AA931 | 5-1/2" | 5/8" | 3/8" | 5/32" | 1-1/2" | 5° | 1" & 1-1/4" | C-017*** |



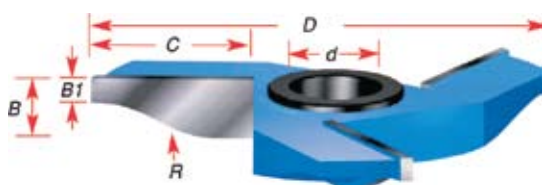
** Rub collar for 1-1/4" arbor only

| Item # | OD | B | B1 | C | a° | Od | Rub Collar |
|--------|--------|------|-------|--------|-----|-------------|------------|
| AA984 | 5-1/2" | 5/8" | 5/16" | 1-1/2" | 15° | 1" & 1-1/4" | C-017*** |

BITS, BLADES & CUTTERS

Raised Panel Cutter for 11/16" Material

Horizontal Panel Raising/Shear Face



Ogee

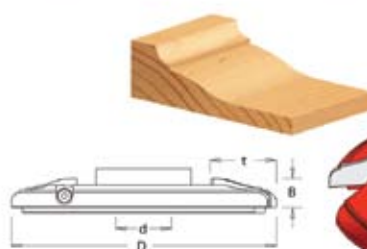


** Rub collar for 1-1/4" arbor only

| Item # | OD | B | B1 | C | a° | Od | Rub Collar |
|--------|--------|--------|-------|------|--------|-------------|------------|
| AA985 | 5-1/2" | 11/16" | 9/32" | 3/4" | 1-1/2" | 1" & 1-1/4" | C-017*** |

Insert Panel Raised Cutterhead

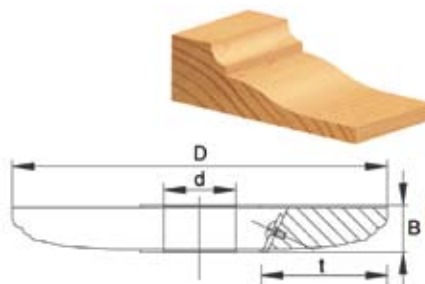
Cutter head in hard wearing aluminum complete with tungsten carbide knives. Suitable for producing various raised panel profiles in softwood, hardwood and man-made boards on a spindle molder. Same tool body accepts all three profiles.



| Item # | OD | B | Profile | Od | Max. t | RPM | Repl. T.C. Knife |
|---------|---------|--------|---------|--------|--------|-------------|------------------|
| AA61174 | 6-5/32" | 11/16" | 3 | 1-1/4" | 1-1/4" | 5,000-9,000 | RCK-45 |

Insert Panel Raised Cutter

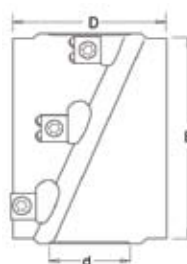
Three different carbide knife profiles for this aluminum alloy cutter head. Knives have two cutting edges each. In the standard package The Traditional profile knives (RCK-42) are furnished with the cutter head. Only a regular flat blade screwdriver is required to change knives.



| Item # | OD | B | Teeth | Od | Max. t | RPM |
|---------|--------|------|-------|--------|--------|------------|
| AA61260 | 6-1/4" | 7/8" | 2+2 | 1-1/4" | 1-1/4" | 4,800-8000 |

Insert Joining Cutter

Hard wearing aluminum body complete with positioned tungsten carbide knives. Suitable for planing and jointing in softwood, hardwood and man-made boards on a spindle molder. Can be used with a bearing guide and ring fence for planing and routing curved work pieces with a template.



| Item # | OD | B | Teeth | Od | RPM | Repl. T.C. Knife | Rub Collar |
|---------|--------|--------|-------|--------|--------------|------------------|------------|
| AA61288 | 2-1/2" | 3-1/8" | 12 | 1-1/4" | 8,000-12,000 | RCK-70 | 61596 |



CLEANING PRODUCTS

Pitch and Resin Remover

Developed for woodworkers who need an easy, inexpensive way to clean their abrasive belts and cutting tools. This liquid cleaner will save you time and money, getting the full life span out of all your belts and blades. Wide belts are almost always loaded before they are worn out and usually just a small part of the belt is packed, leaving them useless. Now you can get up to 10 times the life out of your expensive belts.

- Water based
- Non-flammable
- Excellent for removing pitch build-up on blades, router bits, files and sanding belts

| Item # | Size | Per Box |
|------------|-----------|---------|
| WW1893011 | 32 fl. oz | 1 |
| WW1893011G | 1 Gallon | 4 |



Super Spray All Multi-Purpose Cleaner

Uses:

- Safe for use on metal, plastic and rubber
- Helps prevent oil from contaminating wood finishes when used to degrease lumber handling equipment
- Removes pitch buildup on blades
- Removes lubricants
- Cleans and degreases tools and equipment, cleans concrete floors
- Versatile general cleaner for warehouse and storage areas

Safety:

- Non-flammable product promotes safer disposal by reducing flammable rag disposal
- VOC compliant in all 50 states - reduces emission of respiratory damaging air pollutants
- Biodegradable formula


| Item # | Size | Per Box |
|-----------|-----------|---------|
| WW890909 | 32 fl. oz | 12 |
| WW8909095 | 5 Gallon | 1 |



BuyingMadeEasy Catalog Series



FESTOOL



BOSCH




Amana Tool
High Performance Cutting Tools



baer
supply company

909 Forest Edge Drive • Vernon Hills , IL 60061
800-BUY-BAER (289-2237) • Fax: 888-558-2237
www.baersupply.com



Pneumatic Fastener Program

Prices effective: June 1, 2009

STAPLES

FINISH NAILS

BRAD NAILS

HEADLESS PINS

MICRO PINS

MICRO BRADS

DID YOU KNOW?

All Würth staples, nails and pins are manufactured to the highest standards in Germany and Austria.

Würth fasteners are guaranteed to operate without failure in tools manufactured by companies such as Senco, Porter Cable, Bostitch, Paslode, Hitachi and Fasco.



NEW!

**MICROPINNER/
MICROBRADDER
2 TOOLS IN 1!**

See page 8 for details

Distributed by:

baer
supply company

www.baersupply.com

800-BUY-BAER (289-2237)

Fax: 888-558-2237

Note: Prices subject to change in the event of a manufacturer adjustment.

*Prices are subject to change.

Cross Reference Table

INTERCHANGE CONVERSIONS

| Interchange Number | Würth Number | Page |
|--------------------|--------------|------|
| 30220 | WWS18075N | 3 |
| 30230 | WWS18088N | 3 |
| 30240 | WWS18100N | 3 |
| 30245 | WWS18113N | 3 |
| 30248 | WWS18119N | 3 |
| 32120 | WWS18075P | 3 |
| 32140 | WWS18100P | 3 |
| 32150 | WWS18125P | 3 |
| 32310 | WWS18063KT | 4 |
| 32320 | WWS18075KT | 4 |
| 32330 | WWS18088KT | 4 |
| 32340 | WWS18100KT | 4 |
| 32345 | WWS18113KT | 4 |
| 32350 | WWS18125KT | 4 |
| 32360 | WWS18150KT | 4 |

PORTER CABLE CONVERSIONS

| Porter Cable Number | Würth Number | Page |
|---------------------|--------------|------|
| BN18063 | WWN18063A | 7 |
| BN18075 | WWN18075A | 7 |
| BN18100 | WWN18100A | 7 |
| BN18119 | WWN18119A | 7 |
| BN18125 | WWN18125A | 7 |
| BN18150 | WWN18150A | 7 |
| BN18156 | WWN18156A | 7 |
| BN18175 | WWN18175A | 7 |
| BN18200 | WWN18200A | 7 |
| DA15125 | WWN15125E | 6 |
| DA15150 | WWN15150E | 6 |
| DA15175 | WWN15175E | 6 |
| DA15200 | WWN15200E | 6 |
| DA15250 | WWN15250E | 6 |
| FN16075 | WWN16075D | 7 |
| FN16100 | WWN16100D | 7 |
| FN16125 | WWN16125D | 7 |
| FN16150 | WWN16150D | 7 |
| FN16175 | WWN16175D | 7 |
| FN16200 | WWN16200D | 7 |
| FN16250 | WWN16250D | 7 |
| MS16100 | WWS16100L | 3 |
| MS16125 | WWS16125L | 3 |

| Porter Cable Number | Würth Number | Page |
|---------------------|--------------|------|
| MS16150 | WWS16150L | 3 |
| MS16175 | WWS16175L | 3 |
| MS16200 | WWS16200L | 3 |
| NS18050 | WWS18050KT | 4 |
| NS18063 | WWS18063KT | 4 |
| NS18075 | WWS18075KT | 4 |
| NS18088 | WWS18088KT | 4 |
| NS18100 | WWS18100KT | 4 |
| NS18125 | WWS18125KT | 4 |
| NS18150 | WWS18150KT | 4 |
| PIN23050 | WWN23050F10 | 6 |
| PIN23063 | WWN23058F10 | 6 |
| PIN23075 | WWN23075F10 | 6 |
| PIN23100 | WWN23100F10 | 6 |

SENCO CONVERSIONS

| Senco Number | Würth Number | Page |
|--------------|--------------|------|
| A100509 | WWN23050F10 | 6 |
| A100629 | WWN23058F10 | 6 |
| A100759 | WWN23075F10 | 6 |
| A101009 | WWN23100F10 | 6 |
| A201009 | WWN18100A | 7 |
| A201259 | WWN18125A | 7 |
| A201509 | WWN18150A | 7 |
| A201759 | WWN18175A | 7 |
| A202009 | WWN18200A | 7 |
| A301250 | WWN15125E | 6 |
| A301500 | WWN15150E | 6 |
| A302000 | WWN15200E | 6 |
| A302500 | WWN15250E | 6 |
| A800629 | WWS18063KT | 4 |
| A800759 | WWS18075KT | 4 |
| A801009 | WWS18100KT | 4 |
| AX13EAAP | WWN18100A | 7 |
| AX15EAAP | WWN18125A | 7 |
| AX17EAA | WWN18150A | 7 |
| AX18EAA | WWN18156A | 7 |
| AY10EAAP | WWN18063B | 7 |
| AY11EAAP | WWN18075B | 7 |
| AY13EAAP | WWN18100B | 7 |
| AZ11EAAP | WWN18075C | 6 |
| AZ13EAAP | WWN18100 | 6 |


| Senco Number | Würth Number | Page |
|--------------|--------------|------|
| DA17EPB | WWN15150E | 6 |
| DA13EPB | WWN15100E | 6 |
| DA15EPB | WWN15125E | 6 |
| DA19EPB | WWN15175E | 6 |
| DA21EPB | WWN15200E | 6 |
| DA23EPB | WWN15225E | 6 |
| DA25EPB | WWN15250E | 6 |
| E08BAA | WWS20050W | 5 |
| E10BAA | WWS20063W | 5 |
| F06BAA | WWS20038S | 5 |
| F08BAA | WWS20050S | 5 |
| K11BAB+ | WWS19075R | 5 |
| L08BAB | WWS18050KT | 4 |
| L10BAB | WWS18063KT | 4 |
| L11BAB | WWS18075KT | 4 |
| L12BAB | WWS18088KT | 4 |
| L13BAB | WWS18100KT | 4 |
| L14BAB | WWS18113KT | 4 |
| L15BAB | WWS18125KT | 4 |
| L17BAB | WWS18150KT | 4 |
| M001002 | WWN16125D | 7 |
| M001003 | WWN16150D | 7 |
| M001005 | WWN16200D | 7 |
| M001007 | WWN16250D | 7 |
| M10BAB | WWS18063M | 4 |
| M11BAB | WWS18075M | 4 |
| N13BAB | WWS16100L | 3 |
| N15BRB | WWS16125L | 3 |
| N17BRB | WWS16150L | 3 |
| N19BRB | WWS16175L | 3 |
| N21BRB | WWS16200L | 3 |

Staples, 16 Gauge, Medium Crown (7/16")

Similiar To: Senco N Series, Porter Cable MS 16 Series and Interchange 342 Series

Fits Tools: Senco SKS-N, SNS41, SNS50, SNS45, SNS40, M2, M1; Porter Cable MS200; Hitachi 5008 Series; Duo-Fast DS and MS7664; Fasco F45C G-55 SS, F3C G-40 CT, and similar models.

| Item # | Length | Qty per Box | Boxes per Case | Compare to National Brand | Price per Box |
|-----------|--------|-------------|----------------|---------------------------|---------------|
| WWS16100L | 1" | 10000 | 1 | \$78.30 | \$52.20 |
| WWS16125L | 1-1/4" | 10000 | 1 | \$71.60 | \$46.18 |
| WWS16150L | 1-1/2" | 10000 | 1 | \$67.10 | \$47.51 |
| WWS16175L | 1-3/4" | 10000 | 1 | \$74.90 | \$50.70 |
| WWS16200L | 2" | 10000 | 1 | \$86.10 | \$54.00 |




Staples, 18 Gauge, 3/16" Crown

Similiar To: Interchange 321 Series

Fits Tools: Paslode 3150 GSN18, 2125-N18 and similar models.

| Item # | Length | Qty per Box | Boxes per Case | Compare to National Brand | Price per Box | |
|-----------|--------|-------------|----------------|---------------------------|---------------|---------|
| | | | | | < Case | Case + |
| WWS18075P | 3/4" | 5000 | 6 | \$23.92 | \$18.70 | \$14.50 |
| WWS18100P | 1" | 5000 | 6 | \$24.98 | \$19.10 | \$16.30 |
| WWS18125P | 1-1/4" | 5000 | 6 | \$27.00 | \$22.08 | \$17.10 |




Staples, 18 Gauge, 7/32" Crown

Similiar To: Interchange 302 Series

Fits tools: Bostitch S32SX, T40SX-CT, SB-150SX and similar models.

| Item # | Length | Qty per Box | Boxes per Case | Compare to National Brand | Price per Box | |
|-----------|--------|-------------|----------------|---------------------------|---------------|---------|
| | | | | | < Case | Case + |
| WWS18063N | 5/8" | 5000 | 10 | \$24.10 | \$19.40 | \$13.11 |
| WWS18075N | 3/4" | 5000 | 10 | \$23.33 | \$21.70 | \$15.90 |
| WWS18088N | 7/8" | 5000 | 10 | \$34.79 | \$25.00 | \$19.50 |
| WWS18100N | 1" | 5000 | 10 | \$25.73 | \$30.71 | \$23.95 |
| WWS18113N | 1-1/8" | 3000 | 10 | \$26.77 | \$33.25 | \$29.15 |
| WWS18119N | 1-3/6" | 3000 | 10 | \$33.96 | \$36.50 | \$30.50 |




Staples, 18 Gauge, 3/8" Crown

Similiar To: Senco M Series

Fits Tools: Senco SKS-M; Fasco F21T SG-25 and similar models.

| Item # | Length | Qty per Box | Boxes per Case | Compare to National Brand | Price per Box | |
|-----------|--------|-------------|----------------|---------------------------|---------------|---------|
| | | | | | < Case | Case + |
| WWS18063M | 5/8" | 5000 | 13 | \$23.95 | \$19.75 | \$15.50 |
| WWS18075M | 3/4" | 5000 | 8 | \$27.45 | \$24.75 | \$18.50 |



Staples, 18 Gauge, Narrow Crown (1/4")

Similiar To: Senco L Series, Porter Cable NS 18 Series and Interchange 323 Series

Fits Tools: Porter Cable NS150A, NS100; Senco FinishPro 2N1, LN4450, KMN4450, SLS25XP, SLS20L, SLS15L, SLS18L, SLS18NR, SKS-L; Fasco F21P 90-25A, F21T 90-40A, F3C 90-40CT and similar models.

| Item # | Length | Qty per Box | Boxes per Case | Compare to National Brand | Price per Box | |
|------------|--------|-------------|----------------|---------------------------|---------------|---------|
| | | | | | < Case | Case + |
| WWS18050KT | 1/2" | 5000 | 16 | \$25.98 | \$10.20 | \$8.74 |
| WWS18063KT | 5/8" | 5000 | 12 | \$14.95 | \$9.72 | \$8.33 |
| WWS18075KT | 3/4" | 5000 | 10 | \$16.45 | \$11.03 | \$10.35 |
| WWS18088KT | 7/8" | 5000 | 10 | \$18.95 | \$12.45 | \$11.74 |
| WWS18100KT | 1" | 5000 | 8 | \$20.95 | \$13.93 | \$11.90 |
| WWS18113KT | 1-1/8" | 5000 | 8 | \$22.95 | \$16.30 | \$14.50 |
| WWS18125KT | 1-1/4" | 5000 | 6 | \$24.45 | \$17.10 | \$14.75 |
| WWS18150KT | 1-1/2" | 5000 | 6 | \$28.45 | \$19.30 | \$16.70 |




Staples, 19 Gauge, 1/4" Crown

Similiar To: Senco K Series

Fits Tools: Senco SLS-20K, LN3045 and similar models.

| Item # | Length | Qty per Box | Boxes per Case | Compare to National Brand | Price per Box | |
|-----------|--------|-------------|----------------|---------------------------|---------------|---------|
| | | | | | < Case | Case + |
| WWS19075R | 3/4" | 5000 | 18 | \$47.60 | \$19.63 | \$15.27 |




Staples, 20 Gauge, 3/16" Crown

Similiar To: Senco E Series

Fits Tools: Senco SFW10XP-E, JN5, and similar models.

| Item # | Length | Qty per Box | Boxes per Case | Compare to National Brand | Price per Box | |
|-----------|--------|-------------|----------------|---------------------------|---------------|---------|
| | | | | | < Case | Case + |
| WWS20050W | 1/2" | 10000 | 25 | \$38.10 | \$29.52 | \$24.60 |
| WWS20063W | 5/8" | 10000 | 25 | \$25.90 | \$26.14 | \$21.78 |




Staples, 20 Gauge, 1/2" Crown

Similiar To: Senco F Series

Fits Tools: Senco SFW10XP-F05, SFW10XP-F, DFP and similar models.

| Item # | Length | Qty per Box | Boxes per Case | Compare to National Brand | Price per Box | |
|-----------|--------|-------------|----------------|---------------------------|---------------|---------|
| | | | | | < Case | Case + |
| WWS20038S | 3/8" | 5000 | 20 | \$31.70 | \$13.55 | \$10.25 |
| WWS20050S | 1/2" | 5000 | 20 | \$34.90 | \$16.50 | \$13.50 |




Angled Finish Nails, 15 Gauge

Similiar To: Senco DA Series and Porter Cable DA15 Series

Fits Tools: Senco FinishPro 41XP, Air Free 41XP, FinishPro 35, SFN2B, SFN30, SFN40, SNI, Porter Cable DA250B, and similar models.

| Item # | Length | Qty per Box | Boxes per Case | Compare To National Brand | Price per Box | |
|-----------|--------|-------------|----------------|---------------------------|---------------|---------|
| | | | | | < Case | Case + |
| WWN15100E | 1" | 4000 | 4 | \$35.16 | \$20.20 | \$19.32 |
| WWN15125E | 1-1/4" | 4000 | 4 | \$33.56 | \$22.09 | \$18.94 |
| WWN15150E | 1-1/2" | 4000 | 4 | \$39.16 | \$26.93 | \$23.09 |
| WWN15175E | 1-3/4" | 4000 | 4 | \$41.16 | \$30.00 | \$26.18 |
| WWN15200E | 2" | 4000 | 4 | \$44.36 | \$34.58 | \$29.64 |
| WWN15225E | 2-1/4" | 4000 | 4 | \$58.36 | \$38.25 | \$35.17 |
| WWN15250E | 2-1/2" | 4000 | 4 | \$61.56 | \$44.84 | \$38.44 |



Finish Nails, 16 Gauge

Similiar To: Senco M00 Series and Porter Cable FN16 Series

Fits Tools: Senco: FP32; Porter Cable: FN250B, CFN250B; Bostitch: FN16250K-2, SB-1664FN; Fasco: F3T FN-70 CT and similar models.


| Item # | Length | Qty per Box | Boxes per Case | Compare To National Brand | Price per Box | |
|-----------|--------|-------------|----------------|---------------------------|---------------|---------|
| | | | | | < Case | Case + |
| WWN16075D | 3/4" | 5000 | 10 | \$17.45 | \$12.79 | \$11.99 |
| WWN16100D | 1" | 5000 | 6 | \$18.95 | \$14.94 | \$14.00 |
| WWN16125D | 1-1/4" | 5000 | 6 | \$20.45 | \$16.99 | \$15.37 |
| WWN16150D | 1-1/2" | 5000 | 6 | \$21.95 | \$18.37 | \$16.49 |
| WWN16175D | 1-3/4" | 5000 | 4 | \$23.45 | \$19.70 | \$18.59 |
| WWN16200D | 2" | 5000 | 4 | \$24.95 | \$21.05 | \$18.74 |
| WWN16250D | 2-1/2" | 5000 | 4 | \$26.45 | \$24.07 | \$20.63 |



Brad Nails, Slight Head, 18 Gauge

Similiar To: Senco AY Series

Fits Tools: Senco FinishPro 25XP, FinishPro 18, FinishPro 15, Finish Pro 2N1, AF25, SLP20, Any Senco AX tool; Porter Cable BN125A, BN200A; Bostitch BT125K-2, BT200K-2, SB-1850BN; Fasco F21P GN-31A, F21T GN-40A, and similar models.



| Item # | Length | Qty per Box | Boxes per Case | Compare To National Brand | Price per Box | |
|-----------|--------|-------------|----------------|---------------------------|---------------|---------|
| | | | | | < Case | Case + |
| WWN18063B | 5/8" | 5000 | 20 | \$24.85 | \$19.28 | \$16.52 |
| WWN18075B | 3/4" | 5000 | 20 | \$25.90 | \$17.16 | \$14.71 |
| WWN18100B | 1" | 5000 | 15 | \$28.55 | \$18.15 | \$15.56 |

Brad Nails, 18 Gauge

Similiar To: Senco AX Series and Porter Cable BN18 Series

Fits Tools: Senco FinishPro 25XP, FinishPro 18, FinishPro 15, Finish Pro 2N1, AF25, SLP20, Any Senco AX tool; Porter Cable: BN125A, BN200A; Bostitch BT125K-2, BT200K-2, SB-1850BN, Fasco F21P GN-31A, F21T GN-40A and similar models.

| Item # | Length | Qty per Box | Boxes per Case | Compare To National Brand | Price per Box | |
|-----------|---------|-------------|----------------|---------------------------|---------------|---------|
| | | | | | < Case | Case + |
| WWN18063A | 5/8" | 5000 | 20 | \$24.35 | \$8.60 | \$7.57 |
| WWN18075A | 3/4" | 5000 | 20 | \$17.45 | \$9.01 | \$7.90 |
| WWN18100A | 1" | 5000 | 16 | \$15.85 | \$11.12 | \$9.10 |
| WWN18119A | 1-3/16" | 5000 | 16 | \$16.10 | \$12.40 | \$10.32 |
| WWN18125A | 1-1/4" | 5000 | 16 | \$16.40 | \$13.59 | \$11.65 |
| WWN18150A | 1-1/2" | 5000 | 12 | \$17.45 | \$14.50 | \$12.43 |
| WWN18156A | 1-9/16" | 5000 | 12 | \$19.05 | \$15.68 | \$13.44 |
| WWN18175A | 1-3/4" | 5000 | 8 | \$20.10 | \$17.92 | \$15.30 |
| WWN18200A | 2" | 5000 | 8 | \$24.35 | \$19.31 | \$15.70 |



Micropinner/Microbradder, 23 Gauge

Get the convenience of 2 tools in 1; shoot both micropins and microbrads without handling 2 tools.

- Shoots both micropins and microbrads
- Fastener range 1/2" – 1-3/8"
- Auto adjustable pusher for different fastener lengths
- Lock-out to prevent dry firing
- Removable no mar tip; belt hook
- Steel driver blade; engineered for longer life




- Rear exhaust with muffler
- Swivel adapter for hose connection
- Operating pressure: 60 – 100 p.s.i.
- 1 year manufacturers warranty

Item#: WW11191W
\$199.99 each

Micro Brads, 23 Gauge

| Item # | Length | Qty per Box | Boxes per Case | Compare To National Brand | Price per Box | |
|-----------|---------|-------------|----------------|---------------------------|---------------|---------|
| | | | | | < Case | Case + |
| WWN23088B | 7/8" | 10000 | 10 | \$23.44 | \$20.63 | \$18.92 |
| WWN23100B | 1" | 10000 | 10 | \$25.90 | \$21.07 | \$19.32 |
| WWN23119B | 1-3/16" | 10000 | 10 | \$28.85 | \$22.14 | \$20.30 |
| WWN23138B | 1-3/8" | 10000 | 10 | \$29.31 | \$22.58 | \$20.70 |



Micro Pins, 23 Gauge

Similiar To: Senco A10 Series and Porter Cable PIN23 Series

Fits Tools: Porter Cable PIN100, Senco FinishPro 10, SHP10, Fasco F1B A64-12/18 and similar models.

| Item # | Length | Qty per Box | Boxes per Case | Compare To National Brand | Price per Box | |
|-------------|--------|-------------|----------------|---------------------------|---------------|---------|
| | | | | | < Case | Case + |
| WWN23050F | 1/2" | 25000 | 10 | \$132.22 | \$56.95 | \$44.63 |
| WWN23050F10 | 1/2" | 10000 | 10 | \$52.90 | \$26.80 | \$20.93 |
| WWN23058F | 5/8" | 25000 | 10 | \$134.28 | \$59.50 | \$43.59 |
| WWN23058F10 | 5/8" | 10000 | 10 | \$52.90 | \$28.00 | \$21.99 |
| WWN23075F10 | 3/4" | 10000 | 10 | \$52.90 | \$29.89 | \$22.45 |
| WWN23100F10 | 1" | 10000 | 10 | \$45.50 | \$30.10 | \$23.17 |




Headless Pins, 18 Gauge

Similiar To: Senco AZ Series

Fits Tools: Senco LS 1 and similar models.

| Item # | Length | Qty per Box | Boxes per Case | Compare To National Brand | Price per Box | |
|-----------|--------|-------------|----------------|---------------------------|---------------|---------|
| | | | | | < Case | Case + |
| WWN18075C | 3/4" | 5000 | 20 | \$25.90 | \$20.27 | \$17.37 |
| WWN18100C | 1" | 5000 | 16 | \$28.05 | \$22.02 | \$18.87 |







One Source
for ALL your
Closet & Storage
needs!



bader
supply company

Closet & Storage
Catalog



One Source for ALL your Closet & Storage needs!

Baer Supply is excited to introduce our first Closet and Storage Solution Catalog. The concept behind this catalog is part of our on-going mission to place the products you need and want at your fingertips.

Inside, you will find 2 sections: Closet Essentials and Closet Design. Closet Essentials contains all the basic products needed for your project. Closet Design contains products for designing the ultimate closet/storage space!

One Source for ALL your Closet & Storage needs is our mission in providing you fast, dependable and time-saving service.

Closet Essentials

Closet Hardware

| | |
|--|-------|
| Mitrefold Drawers & Drawer Blanks..... | 6-7 |
| Closet Rods & Flanges..... | 8-12 |
| Pull Down Rods..... | 13 |
| Extension Rods & Rod Brackets..... | 14-15 |
| Suspension Rails, Rail Brackets, & Cover Caps..... | 16-18 |
| Titus Fittings..... | 19-21 |
| Hinges & Hinge Base Plates..... | 22-24 |
| Slides..... | 25-27 |
| Shelf Supports & Pilasters..... | 28-31 |
| Nail-On Glides & Felt Pads..... | 32 |
| Bumpers..... | 33 |

Edgebanding

| | |
|---|-------|
| Edgebanding..... | 34-35 |
| Cover Caps..... | 36-37 |
| Peel & Stick Edgebanding & Edgebanding Tools..... | 38-39 |
| Hot Melt Glue & Melamine Glue..... | 40-45 |
| Edgebanding Machine Cleaners..... | 46 |
| Seamfil..... | 47 |





Closet Essentials

Fasteners

| | |
|--|-------|
| ASSY Assembly Screws..... | 48-49 |
| Assembly Screws..... | 50-53 |
| Installation Screws..... | 54-56 |
| Drywall Screws..... | 57 |
| Drawer Slide Screws, Hinge Screws, & Decorative Hardware Screws..... | 58-61 |
| Staples..... | 62-65 |
| Micro Pins & Finish Nails..... | 66-67 |
| Brad Nails..... | 68 |
| Wood Dowel Pins..... | 69 |

Shop Supplies

| | |
|----------------------------------|-------|
| Melamine & Assembly Glues..... | 70-72 |
| Glue Bottles..... | 72 |
| Jet Melt..... | 73 |
| CA Glue..... | 74 |
| Contact Cement..... | 75 |
| Tape..... | 76-77 |
| Seamfil..... | 78 |
| Wood Filler..... | 79 |
| Installation Tool..... | 80 |
| Shims & Caulk..... | 81 |
| Measuring Tape..... | 82 |
| Installer's Accessories..... | 83 |
| Aprons..... | 84 |
| Stretch Wrap..... | 85 |
| Furniture Pads..... | 86 |
| Dollys..... | 87 |
| Industrial Cleaners..... | 88-89 |
| Hand Cleaners..... | 90-91 |
| Rags..... | 92 |
| Paper Towels & Toilet Paper..... | 93 |



Closet Essentials

Safety

| | |
|---|---------|
| Gloves..... | 94-95 |
| Masks..... | 96-98 |
| Helmets..... | 99 |
| Glasses & Goggles..... | 100-101 |
| Ear Protectors & Ear Plugs..... | 102-103 |
| First Aid Kits..... | 104 |
| Hand Pumps..... | 105 |
| Empty Can & Cans for Hazardous Liquids..... | 106-107 |

Closet Design

Closet Accessories

| | |
|---------------------------------|---------|
| Baskets..... | 108-111 |
| Hampers..... | 112-113 |
| Pant Racks..... | 114-115 |
| Tie Racks..... | 116-117 |
| Shoe Racks..... | 118-119 |
| Jewelry Drawer..... | 120 |
| Ironing Boards..... | 121-123 |
| Clothes Rack..... | 124 |
| Ventilated Shelving System..... | 125-127 |
| Hooks..... | 128-131 |

Lighting

| | |
|---------------------------|---------|
| Pucks..... | 132-133 |
| Light Bars..... | 134 |
| Fluorescent Lighting..... | 135 |



Closet Design

Decorative Hardware

| | |
|--|---------|
| Handles..... | 136-138 |
| Knobs..... | 139 |
| Value Boards..... | 140-145 |
| Decorative Hardware Screws & Jigs..... | 146-147 |

Home Office

| | |
|--|---------|
| LCD & Plasma TV Lifts & Accessories..... | 148-150 |
| Rolling Ladders..... | 151 |
| Murphy Bed..... | 152-153 |
| Keyboard Pull Out Trays..... | 154-156 |
| Desktop Computer Accessories..... | 157 |
| Table Legs & Casters..... | 158-160 |
| Grommets..... | 161-165 |
| Lift Up Mechanism..... | 166 |
| CD Storage..... | 167-169 |
| Drawer File Rails & Brackets..... | 170-171 |
| Locks..... | 172-175 |

Garage/Utility

| | |
|---|---------|
| HandiWall & HandiWall Trim..... | 176-177 |
| Garage Cabinets..... | 178-179 |
| Baskets, Shelves, Racks, Hooks, & Bins..... | 180-183 |
| Mirrors..... | 184 |
| Work Bench..... | 185 |



Mitrefold Drawers

Mitrefold Drawers

- Easy to install by simply inserting a drawer bottom into precut grooves
- Fold drawer sides around the matching drawer bottom close remaining drawer side onto dowels
- Material: Vinyl
- Color: White
- Full boxes only
- Wood grains available through **Special Order**

Drawer Sides

| Item # | Size | Box Qty |
|------------|----------------------------|---------|
| BKSFBDM18 | 13.77"D x 16.96"W x 7"H | 100 |
| BKSFBDM24 | 13.77"D x 22.95"W x 7"H | 100 |
| BKSFBD S24 | 13.77"D x 22.95"W x 2.75"H | 100 |

Drawer Bottom

| | | |
|-----------|---------------------------|-----|
| BKSFBBT18 | 1/4"D x 13.18"W x 16.38"H | 100 |
| BKSFBBT24 | 1/4"D x 13.18"W x 22.36"H | 100 |

We also stock Plywood and Solid Wood blanks!



Drawer Sides

Drawer Blanks

- 8 ft. length
- Vinyl drawers are sealed with DuraWrap, an abrasion resistant surface that is durable and easy to clean
- Available any quantity

| Item # | Description | Box Qty |
|-----------|-----------------------------|---------|
| BK27596W | .5" Thick x 2.75" H x 96" L | 5 |
| BK30096W | .5" Thick x 3" H x 96" L | 5 |
| BK40096W | .5" Thick x 4" H x 96" L | 5 |
| BK50096W | .5" Thick x 5" H x 96" L | 5 |
| BK55096W | .5" Thick x 5.5" H x 96" L | 5 |
| BK60096W | .5" Thick x 6" H x 96" L | 5 |
| BK70096W | .5" Thick x 7" H x 96" L | 5 |
| BK80096W | .5" Thick x 8" H x 96" L | 5 |
| BK100096W | .5" Thick x 10" H x 96" L | 5 |



Fast Track Quote/Order Form BHK of America

* Custom drawer sizes available

Date: _____

Baer Supply Account #: _____

Customer Name: _____

Contact: _____

Ship To: _____

Select one: ☐ Quote ☐ Order

Note: 1 Drawer minimum.

Purchase Order #: _____

Quote Request #: _____

Phone: _____

Fax: _____

Fax to: (847) 913-1738

7-10 Day Delivery!

STOP MAKING DRAWERS START SAVING TIME AND MONEY!

A drawer for every need! A drawer for every price point!

1/2" DURAWRAP® VINYL DRILLED & DOWELED COMPONENTS, FLAT TOP EDGE:

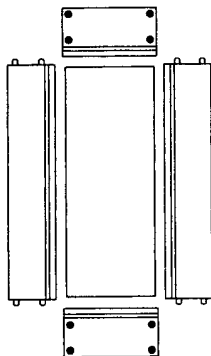
☐ White

☐ Black

☐ White Maple

☐ Unassembled

☐ Assembled



Bottom: Price includes 1/4" matching bottoms.

Available Standard Heights only:

2.0", 3.0", 3.5", 4.0", 5.0", 6.0", 7.0", 8.0", 10.0"

ENDURA® PREFINISHED WOOD DRAWER COMPONENTS:

☐ 12mm Baltic Birch Plywood - Grade BB/BB-Bullnose Top Edge w/Opaque Foil Edge

☐ 1/2" Maple Plywood - Grade C/C - Flat Top Edge w/Veneer Edgebanding

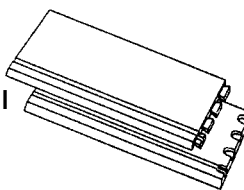
☐ 1/2" Edgeglued Solid Birch- Prefinished Flat Top Edge

☐ 5/8" Edgeglued Solid Birch - Prefinished Flat Top Edge

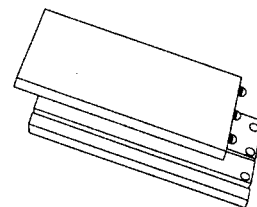
☐ 1/2" Birch Lumbercore with Veneer Overlay Flat Top Edge w/Veneer Edgebanding

☐ 5/8" Birch Lumbercore with Veneer Overlay Flat Top Edge w/Veneer Edgebanding

☐ English Dovetail



☐ Drill & Dowel



☐ Unassembled

☐ Assembled

| Quantity | Outside Length | Outside Width | Outside Height |
|----------|----------------|---------------|----------------|
| | | | |
| | | | |
| | | | |
| | | | |
| | | | |



Final Touch®
Closet Accessories

1-1/16" Round Closet Rods

- Finish: Chrome
- Wall Thickness: .075"
- Available any quantity

| Item # | Size | Box Qty |
|---------------|------|---------|
| DS1751CHR-48 | 4' | 5 |
| DS1751CHR-60 | 5' | 5 |
| DS1751CHR-72 | 6' | 5 |
| DS1751CHR-96 | 8' | 5 |
| DS1751CHR-120 | 10' | 5 |
| DS1751CHR-144 | 12' | 5 |



KV
KNAPE & VOGT

1-1/16" Round Closet Rods

- Finish: Chrome
- Wall Thickness: .075"
- Available any quantity

| Item # | Size | Box Qty |
|------------|------|---------|
| KV7501-72 | 6' | 6 |
| KV7501-96 | 8' | 6 |
| KV7501-120 | 10' | 6 |
| KV7501-144 | 12' | 6 |



KV
KNAPE & VOGT

1-1/16" Round Closet Rods

- Finish: Brass and Stainless Steel
- Wall Thickness: .087"
- Available any quantity

| Item # | Size | Finish | Box Qty |
|-------------|------|-----------------|---------|
| KV660BR-48 | 4' | Brass | 6 |
| KV660BR-60 | 5' | Brass | 6 |
| KV660BR-72 | 6' | Brass | 6 |
| KV660BR-96 | 8' | Brass | 6 |
| KV660BR-120 | 10' | Brass | 6 |
| KV660BR-144 | 12' | Brass | 6 |
| KV660SS-48 | 4' | Stainless Steel | 6 |
| KV660SS-60 | 5' | Stainless Steel | 6 |
| KV660SS-72 | 6' | Stainless Steel | 6 |
| KV660SS-96 | 8' | Stainless Steel | 6 |
| KV660SS-120 | 10' | Stainless Steel | 6 |
| KV660SS-144 | 12' | Stainless Steel | 6 |



KV
KNAPE & VOGT

1-1/16" Heavy Duty Round Rods

- Finish: Chrome
- Wall Thickness: .109"
- Available any quantity

| Item # | Size | Box Qty |
|------------|------|---------|
| KV7701-72 | 6' | 6 |
| KV7701-96 | 8' | 6 |
| KV7701-120 | 10' | 6 |
| KV7701-144 | 12' | 6 |



Final Touch®
Closet Accessories

1-5/16" Round Closet Rods

- Finish: Chrome
- Wall Thickness: .075"
- Available any quantity

| Item # | Size | Box Qty |
|---------------|------|---------|
| DS1755CHR-48 | 4' | 20 |
| DS1755CHR-60 | 5' | 20 |
| DS1755CHR-72 | 6' | 20 |
| DS1755CHR-96 | 8' | 20 |
| DS1755CHR-120 | 10' | 20 |
| DS1755CHR-144 | 12' | 20 |



KV
KNAPE & VOGT

1-5/16" Round Closet Rods

- Finish: Chrome
- Wall Thickness: .075"
- Available any quantity

| Item # | Size | Box Qty |
|------------|------|---------|
| KV7505-72 | 6' | 6 |
| KV7505-96 | 8' | 6 |
| KV7505-120 | 10' | 6 |
| KV7505-144 | 12' | 6 |



KV
KNAPE & VOGT

1-5/16" Heavy Duty Round Rods

1-5/16" Heavy Duty Round Rods

- Finish: Chrome
- Wall Thickness: .109"
- Available any quantity

| Item # | Size | Box Qty |
|------------|------|---------|
| KV7705-72 | 6' | 6 |
| KV7705-96 | 8' | 6 |
| KV7705-120 | 10' | 6 |
| KV7705-144 | 12' | 6 |



**Closed Flange for
1-1/16" Rods**

- Finish: Brass and Chrome
- Available any quantity

| Item # | Finish | Box Qty |
|----------|-------------|---------|
| KV734BR | Brass-Look | 50 |
| KV734CHR | Chrome-Look | 50 |



**Open Flange for
1-1/16" Closet Rods**

- Finish: Brass
- Available any quantity

| Item # | Finish | Box Qty |
|---------|------------|---------|
| KV735BR | Brass-Look | 50 |



**Flange Set for
Closet Rods**

- Set contains: 1 Open Type, 1 Closed Type
- Finish: Polished Brass
- Available any quantity of sets

| Item # | Tube Size | Box Qty |
|----------|-----------|---------|
| BC504SBR | 1-1/16" | 12 Sets |
| BC505SBR | 1-5/16" | 12 Sets |



**Closed & Open Flanges
for 1-1/16" & 1-5/16"
Closet Rods**

Closed & Open Flanges for 1-1/16" & 1-5/16" Closet Rods

- Finish: Polished Chrome
- Available any quantity

| Item # | Description | Tube Size | Box Qty |
|-----------|----------------------------------|-----------|---------|
| DS1734CHR | Closed | 1-1/16" | 50 |
| DS1764CHR | Closed | 1-5/16" | 50 |
| DS1735CHR | Open | 1-1/16" | 50 |
| DS1766CHR | Open | 1-5/16" | 50 |
| DS504SCH | Flange Set (1-Open, 1-Closed) | 1-1/16" | 50 |
| DS505SCH | Flange Set (1-Open, 1-Closed) | 1-5/16" | 50 |



Wood Closet Sockets

- Pole sockets for 1-3/8" diameter wood poles
- Polybagged by the pair with screws
- Available any quantity

| Item # | Description | Box Qty |
|-------------|---------------------------------------|-----------|
| SBXF100-138 | Unfinished New England Hardwood | 100 Pairs |



Metal Closet Sockets

- Pole sockets for 1-3/8" diameter poles
- In metal, Brass Plated
- Individually polybagged by the pair with screws

| Item # | Finish | Box Qty |
|--------|--------|---------|
| SG39 | Brass | 150 |



PL1323



PL1324

Plastic Pole Sockets

Plastic Pole Sockets

- Pole sockets for 1-3/8" diameter poles
- Individually polybagged with screws
- Available any quantity of pairs

| Item # | Description | Box Qty |
|--------|---------------------------------|-----------|
| PL1323 | Screw In Only | 100 Pairs |
| PL1324 | Two 5mm Pegs On 32mm Centers | 100 Pairs |



Final Touch
Closet Accessories

30mm x 15mm Oval Closet Rods

- Wall Thickness: 1.0 mm
- Available any quantity

| Item # | Description | Box Qty |
|--------------|-----------------|---------|
| DS1880CHR-96 | 8' Chrome | 5 |
| DS1880SN-96 | 8' Satin Nickel | 5 |



KV
KNAPE & VOGT

30mm X 15mm Oval Rods

- Available any quantity

| Item # | Description | Wall Thickness | Box Qty |
|--------------|-------------|----------------|---------|
| KV880CHR-96 | 8' Chrome | 1.0mm | 10 |
| KV880CHR-144 | 12' Chrome | 1.0mm | 10 |
| KV882WH-96 | 8' White | .8mm | 10 |
| KV882WH-144 | 12' White | .8mm | 10 |



Final Touch
Closet Accessories

Oval Flange 15mm with Screws

- For use with 15mm oval closet rods
- 2 screw holes for #5 flat head screws
- Available any quantity

| Item # | Finish | Box Qty |
|----------|-----------------|---------|
| DS1806PC | Polished Chrome | 50 |
| DS1806NP | Nickel Plated | 50 |
| DS1806SN | Satin Nickel | 50 |



Oval Flange 15mm

- For use with 15mm oval closet rods
- Has 2-5mm dia. x 8mm long pegs on 32mm centers with screw hole for 1-#5 flat head screw
- Available any quantity

| Item # | Finish | Box Qty |
|----------|-----------------|---------|
| DS1803PC | Polished Chrome | 50 |
| DS1803NP | Nickel Plated | 50 |
| DS1803SN | Satin Nickel | 50 |



KV
KNAPE & VOGT

Flange - Oval Closet Rods

- Socket for applications where 5mm pre-drilled holes are used for mounting
- Holes: 1 for extra mounting strength, two 5mm pins
- Screws included
- Available any quantity

| Item # | Finish | Box Qty |
|----------|-----------------|---------|
| KV632CHR | Polished Chrome | 100 |



Pull Down Closet Rod

Pull Down Closet Rod

- The rod is in an aluminium finish with black connecting brackets

| Item # | Description |
|-------------------|---------------------------------|
| ME499.781.45.0029 | Pull Down Closet Rod 450-600mm |
| ME499.781.60.0029 | Pull Down Closet Rod 600-850mm |
| ME499.781.85.0029 | Pull Down Closet Rod 850-1150mm |

MEPLA  ALFIT

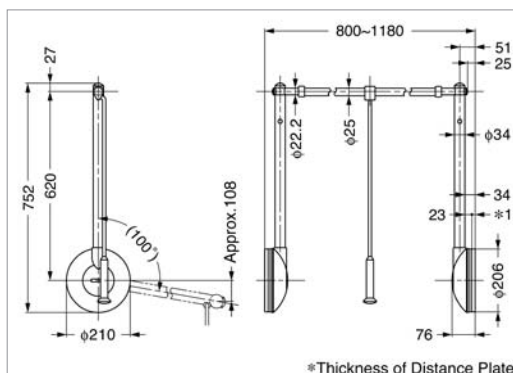


Tallman Pull Down Closet Rod Gray

Tallman Pull Down Closet Rod Gray

- Both Left and Right Side: 31-3/8" L Pipe
- Load Capacity: 30 lbs. Evenly
- Overall Height: 752mm (29-5/8")
- Projects: 620mm (24-1/2") from the centerline of the unit

| Item # | Finish | Box Qty |
|-------------|--------|---------|
| SLTAS800L-G | Gray | 1 |
| SLTAS800R-G | Gray | 1 |



 SUGATSUNE



Pull Down Closet Rod

Pull Down Closet Rod

- Adjustable rod length to accommodate openings from 18" to 26" (RSCPDR-1826), 26" to 35" (RSCPDR-2635) and 35" to 48" (RSCPDR-3548)
- Telescoping Pull-Rod that is adjustable from 34" to 50"

| Item # | Dimensions | Finish | Box Qty |
|-------------|-------------|----------------|---------|
| RSCPDR-2635 | 26" – 35" W | Chrome & Black | 1 |
| RSCPDR-3548 | 35" – 48" W | Chrome & Black | 1 |

 RED-A-SHELF



W Series Extension Hanger

- Supplied with screws (3.5 x 20)
- Material: Rods - steel, Retainer guide - nylon
- Finish: Nickel, Black Nylon
- Available any quantity

| Item # | Full Extension Length | Install Length | Load Capacity | Box Qty |
|--------|-----------------------|----------------|---------------|---------|
| SLW300 | 19-30/64" | 11-13/16" | 6 lbs. | 5 |
| SLW350 | 21-57/64" | 13-25/32" | 5 lbs. | 5 |



Clothing Carrier

- Ball bearing
- Heavy duty mounts to underside of shelf
- Sliding sleeve on back of carrier allows for adjustment in length
- Steel/Anochrome
- Individually packed with screws

| Item # | Size | Fits | Box Qty |
|--------|------|--------------------|---------|
| KV1-10 | 10 | 10" Shelf only | 12 |
| KV1-12 | 12 | 12" to 16" Shelves | 12 |
| KV1-16 | 16 | 16" to 20" Shelves | 12 |
| KV1-20 | 20 | 20" to 24" Shelves | 12 |



Extension Closet Rod

- Available any quantity

| Item # | Size | Box Qty |
|---------------------------|------------|---------|
| White Power Coated | | |
| KV2WH-18 | 18" - 30" | 12 |
| KV2WH-30 | 30" - 48" | 12 |
| KV2WH-48 | 48" - 72" | 12 |
| Zinc Coated | | |
| KV2ZC-18 | 18" - 30" | 12 |
| KV2ZC-30 | 30" - 48" | 12 |
| KV2ZC-48 | 48" - 72" | 12 |
| KV2ZC-60 | 60" - 96" | 12 |
| KV2ZC-72 | 72" - 120" | 12 |
| KV2ZC-96 | 96" - 144" | 12 |



Extension Closet Rod

- Steel rod pulls out to provide 7-3/4" of hanging space
- Anochrome finish
- Individually packed with screws
- Available any quantity

| Item # | Description | Box Qty |
|--------|-------------------------|---------|
| KV753A | Extension Rod to 8-1/4" | 12 |




- Fits KV-2 (shown on previous page) to provide additional support for heavy loads
- Screws included
- Available any quantity

| Item # | Description | Box Qty |
|----------|----------------------|---------|
| KV29201A | Steel Center Support | 12 |



- Fits KV-660 Closet rods
- Screws included
- Available any quantity

| Item # | Description | Box Qty |
|--------|---|---------|
| KV760A | Use With 1-1/16" O.D. Tubing 24" Long, Can Be Cut | 12 |



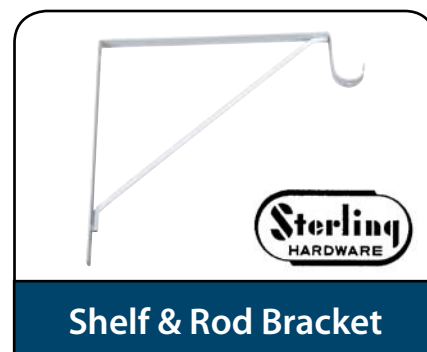
- Accepts either 1-1/16" or 1-5/16" dia. closet rods
- Size: 11"W x 8"H
- Screws included
- Available any quantity

| Item # | Color | Box Qty |
|----------------------|-------|---------|
| Standard Duty | | |
| KV1194CR+ | Cream | 10 |
| KV1194WH+ | White | 10 |
| Heavy Duty | | |
| KV1195CR | Cream | 10 |
| KV1195WH+ | White | 10 |



- Accepts either 1-1/16" or 1-5/16" dia. closet rods
- Size: 11-5/8"W x 10-7/8"H
- Screws not included
- Available any quantity

| Item # | Finish | Box Qty |
|----------|--------------|---------|
| BC8150PB | Bright Brass | 12 |



- Accepts either 1-1/16" or 1-5/16" dia. closet rods
- Size: 11"W x 8"H
- Screws not included
- Available any quantity

| Item # | Finish | Box Qty |
|--------|---------------------------|---------|
| SG44 | Steel, Painted Light Gray | 20 |



96" Suspension Rail

- No tape measure needed
- The unique hole pattern allows the installer to quickly locate all of the studs
- Available any quantity


| Item # | Description | Box Qty |
|-------------------|-----------------|---------|
| ME499.830.00.1719 | Steel Rail, 96" | 10 |



96" Suspension Rail Cover Caps

- Available any quantity

| Item # | Color | Box Qty |
|-------------------|-------------|---------|
| ME499.831.00.0174 | White | 200 |
| ME499.831.00.0153 | Almond | 200 |
| ME499.831.00.0158 | Brown | 200 |
| ME499.831.00.0167 | Candlelight | 200 |
| ME499.831.00.0180 | Cognac | 200 |
| ME499.831.00.0181 | Warm Cherry | 200 |
| ME499.831.00.0182 | Walnut | 200 |



400 lb. Left & Right Rail Brackets

- No cover cap required
- Available any quantity

| Item # | Description, Color | Box Qty |
|-------------------|-----------------------|---------|
| ME499.820.40.0119 | Bracket Right, Nickel | 200 |
| ME499.820.40.0174 | Bracket Right, White | 200 |
| ME499.820.40.0153 | Bracket Right, Almond | 200 |
| ME499.820.40.0162 | Bracket Right, Black | 200 |
| ME499.820.40.0158 | Bracket Right, Brown | 200 |
| ME499.820.40.0219 | Bracket Left, Nickel | 200 |
| ME499.820.40.0274 | Bracket Left, White | 200 |
| ME499.820.40.0253 | Bracket Left, Almond | 200 |
| ME499.820.40.0262 | Bracket Left, Black | 200 |
| ME499.820.40.0258 | Bracket Left, Brown | 200 |



286 lb. Suspension Rail Brackets

- Available any quantity

| Item # | Description | Box Qty |
|-------------------|---------------------|---------|
| ME499.825.40.1115 | Left Rail Bracket | 200 |
| ME499.825.40.1215 | Right, Rail Bracket | 200 |



Suspension Rail Bracket Cover Cap

- Available any quantity


| Item # | Description | Box Qty |
|-------------------|--------------------------------|---------|
| ME514.825.40.1253 | Cover Cap - Almond, Right | 200 |
| ME514.825.40.1258 | Cover Cap - Brown, Right | 200 |
| ME514.825.40.1262 | Cover Cap - Black, Right | 200 |
| ME514.825.40.1274 | Cover Cap - White, Right | 200 |
| ME514.825.40.1267 | Cover Cap - Candlelight, Right | 200 |
| ME514.825.40.1153 | Cover Cap - Almond, Left | 200 |
| ME514.825.40.1158 | Cover Cap - Brown, Left | 200 |
| ME514.825.40.1162 | Cover Cap - Black, Left | 200 |
| ME514.825.40.1174 | Cover Cap - White, Left | 200 |
| ME514.825.40.1167 | Cover Cap - Candlelight, Left | 200 |



90° Corner Bracket

- Used to attach 3/4" shelving at a 90° corner of a closet
- Available in 14" and 16" length and are easy to cut to size
- Available any quantity

| Item # | Description | Box Qty |
|-------------------|-------------------|---------|
| ME499.830.35.0074 | (14") White | 100 |
| ME499.830.35.0053 | (14") Almond | 100 |
| ME499.830.35.0062 | (14") Black | 100 |
| ME499.830.35.0067 | (14") Candlelight | 100 |
| ME499.830.35.0081 | (14") Warm Cherry | 100 |
| ME499.830.35.0058 | (14") Brown | 100 |
| ME499.830.40.0074 | (16") White | 100 |
| ME499.830.40.0053 | (16") Almond | 100 |
| ME499.830.40.0062 | (16") Black | 100 |
| ME499.830.40.0067 | (16") Candlelight | 100 |
| ME499.830.40.0081 | (16") Warm Cherry | 100 |
| ME499.830.40.0058 | (16") Brown | 100 |



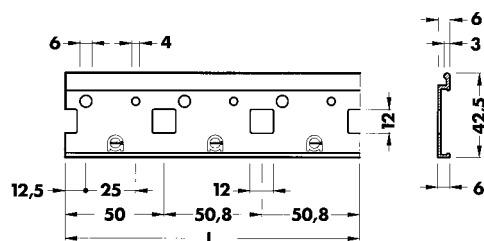
CM880-AL-01



CM875-Z1-24



Suspension Rails



- Available in 98" lengths. Mounting holes are provided every 1 inch
- Available any quantity

| Item # | Description | Box Qty |
|-------------|--------------------------------|---------|
| CM880-AL-01 | Aluminum, 98" L x 2" H | 30 |
| CM875-Z1-24 | Galvanized Steel, 98" L x 1" H | 10 |



CM881-01-01



Suspension Rail Cover Cap

- White, plastic cover
- Available any quantity

| Item # | Description | Box Qty |
|-------------|---------------------|---------|
| CM881-01-01 | 98" for CM880-AL-01 | 30 |
| CM883-01-24 | 98" for CM875-Z1-24 | 30 |



145 lb. Universal Suspension Brackets

- Uses: hanging strips (CM880-AL-01 Aluminum or CM870-Z1-98 Galvanized Steel)
- Available any quantity in White only

| Item # | Description | Box Qty |
|-------------|--|----------------------------|
| CM802-01-V1 | Mounted on either left or right sides, White | 100 Per Box Without Screws |

Fasteners

| | | |
|---------|---|-----|
| EO11022 | 1-1/4" x 6 Phillips Flat Head Zinc Wood Screws | 100 |
| EO16246 | 1-1/4" x 6 Phillips Flat Head Zinc Sheet Metal Screws | 100 |



145 lb. Suspension Bracket

- Side to side adjustment unlimited
- Height adjustment: Up or down 32mm (1-1/4")
- Depth adjustment: In or out 27mm (13/16")
- Available any quantity

| Item # | Description | Color | Box Qty |
|-------------|-------------|-------|---------|
| CM806-14-DX | Right hand | White | 100 |
| CM806-14-SX | Left hand | White | 100 |



Double-Ended Dowels

- Suitable for applications with Titus 20mm dia. and/or 25mm dia. with Expando-6 housings
- Box quantity only

| Item # | Description | Panel Thickness | Box Qty |
|-----------|-------------|-----------------|---------|
| TT6416Z-C | 5mm Dogbone | 19mm | 100 |
| TT6414Z | 5mm Dogbone | 16mm | 2500 |
| TT6416Z | 5mm Dogbone | 19mm | 2500 |



Dowels

- Suitable for applications with Titus 20mm dia. and/or 25mm dia. with Expando-6 housings
- Box quantity only

| Item # | Description | Drilling Length | Box Qty |
|---------|--------------|-----------------|---------|
| TT6401Z | 5mm Screw-In | 9mm | 5000 |
| TT6406Z | 5mm Screw-In | 11.5mm | 5000 |



Expanding Dowels

Expanding Dowels

- Suitable for applications with Titus 20mm dia. and/or 25mm dia. with Expando-6 housings
- Box quantity only

| Item # | Description | Drilling Length | Box Qty |
|---------|---------------------------|-----------------|---------|
| TT6408Z | 5mm Dia. Expanding Dowels | 12.5mm | 5000 |

Titus



Expando-6 Housings, Side Entry with Outrigger

- Rotating Cam
- High Grade Nylon
- Works with all dowels
- Specified for face boring

Expando-6 Housings, Side Entry with Outrigger

| Item # | Description | Panel Thickness | Box Qty |
|------------------|--|-----------------|---------|
| Mini Pack | | | |
| TT6443W-C | Side Entry w/Outrigger, White, 20mm x 12.5mm | 16mm | 100 |
| TT6445W-C | Side Entry, w/Outrigger, White, 20mm x 14mm | 19mm | 100 |
| Bulk Pack | | | |
| TT6443W | Side Entry w/Outrigger, White, 20mm X 12.5mm | 16mm | 1,250 |
| TT6445W | Side Entry w/outrigger, White, 70mm x 14mm | 19mm | 1,250 |



Expando-6 Housings, Drop-On with Outrigger

- Rotating Cam
- High Grade Nylon
- Works with all dowels
- Specified for face boring

Expando-6 Housings, Drop-On with Outrigger

| Item # | Description | Panel Thickness | Box Qty |
|------------------|----------------------|-----------------|---------|
| Mini Pack | | | |
| TT6439B-C | Beige, 20mm x 12.5mm | 16mm | 100 |
| TT6439W-C | White, 20mm x 12.5mm | 16mm | 100 |
| TT6441W-C | White, 20mm x 14mm | 19mm | 100 |
| Bulk Pack | | | |
| TT6439B | Beige, 20mm x 12.5mm | 16mm | 1250 |
| TT6439K | Brown, 20mm x 12.5mm | 16mm | 1250 |
| TT6439W | White, 20mm x 12.5mm | 16mm | 1250 |
| TT6441K | Brown, 20mm x 14mm | 19mm | 1250 |
| TT6441W | White, 20mm x 14mm | 19mm | 1250 |
| TT6441A | Almond, 20mm x 14mm | 19mm | 1250 |

Titus



Expando-6 Housings, Side Entry Non- Outrigger

- Rotating Cam
- High Grade Nylon
- Works with all dowels
- Specified for face boring



Expando-6 Housings, Drop-On Non- Outrigger

- Rotating Cam
- High Grade Nylon
- Works with all dowels
- Specified for face boring

Titus



Expando-6 Expanding Housings (No Inner Cam)

- Snaps into pre-inserted dowel
- Internal draw feature pulls panels together
- Can be unsnapped for panel relocation

Expando-6 Housings, Side Entry Non- Outrigger

| Item # | Description | Panel Thickness | Box Qty |
|------------------|----------------------|-----------------|---------|
| Mini Pack | | | |
| TT6435W-C | White, 20mm x 12.5mm | 16mm | 100 |
| TT6437W-C | White, 20mm x 14mm | 19mm | 100 |
| Bulk Pack | | | |
| TT6435W | White, 20mm x 12.5mm | 16mm | 2500 |
| TT6437W | White, 20mm x 14mm | 19mm | 2500 |

Expando-6 Housings, Drop-On Non- Outrigger

| Item # | Description | Panel Thickness | Box Qty |
|------------------|-----------------------|-----------------|---------|
| Mini Pack | | | |
| TT6431A-C | Almond, 20mm x 12.5mm | 16mm | 100 |
| TT6431W-C | White, 20mm x 12.5mm | 16mm | 100 |
| TT6433A-C | Almond, 20mm x 14mm | 19mm | 100 |
| TT6433K-C | Brown, 20mm x 14mm | 19mm | 100 |
| TT6433W-C | White, 20mm x 14mm | 19mm | 100 |
| Bulk Pack | | | |
| TT6431W | White, 20mm X 12.5mm | 16mm | 2500 |
| TT6433L | Black, 20mm x 14mm | 19mm | 2500 |
| TT6433W | White, 20mm x 14mm | 19mm | 2500 |
| TT6433K | Brown 20mm x 14mm | 19mm | 2500 |

Expando-6 Expanding Housings (No Inner Cam)

| Item # | Description | Panel Thickness | Box Qty |
|------------------|----------------------|-----------------|---------|
| Mini Pack | | | |
| TT6471W-C | White, 20mm x 12.5mm | 16mm | 100 |
| TT6472W-C | White, 20mm x 14mm | 19mm | 100 |
| Bulk Pack | | | |
| TT6471W | White, 20mm x 12.5mm | 16mm | 2500 |
| TT6472W | White, 20mm x 14mm | 19mm | 2500 |

DS® Hinges, Baer Supply's Quality Import



**Full Overlay Clip-On Hinge,
Two Way Adjustable**

- Meets or exceeds ANSI/BHMA 156.9 requirements
- Full box quantity only

| Item # | Description | Box Qty |
|-----------|--------------------------------|---------|
| DS110CBFD | 110° Full Overlay w/8mm Dowels | 250 |
| DS110CBHD | 110° Half Overlay w/8mm Dowels | 250 |
| DS125CBFD | 125° Full Overlay w/8mm Dowels | 250 |
| DS125CBHD | 125° Half Overlay w/8mm Dowels | 250 |



**Full Overlay Clip-On Hinge,
Cam Adjustable**

- Meets or exceeds ANSI/BHMA 156.9 requirements
- Full box quantity only

| Item # | Description | Box Qty |
|------------|--------------------------------|---------|
| DS110CABFD | 110° Full Overlay w/8mm Dowels | 250 |
| DS125CABFD | 125° Full Overlay w/8mm Dowels | 250 |



**Zinc CAM Adjustable
Plate With Captive
Euro Screws**

- Full box quantity only

| Item # | Height | Box Qty |
|----------|--------|---------|
| DSZ0ACES | 0mm | 250 |
| DSZ2ACES | 2mm | 250 |
| DSZ4ACES | 4mm | 250 |



**Zinc CAM Adjustable
Plate With 5mm
Split Dowel**

- Full box quantity only

| Item # | Height | Box Qty |
|---------|--------|---------|
| DSZ0ACD | 0mm | 250 |
| DSZ2ACD | 2mm | 250 |
| DSZ4ACD | 4mm | 250 |



**Standard Steel Clip on
Mounting Plate with
Captive Euro Screws**

- Full box quantity only

| Item # | Height | Box Qty |
|--------|--------|---------|
| DS0CES | 0mm | 250 |
| DS2CES | 2mm | 250 |
| DS4CES | 4mm | 250 |



Grass® Nexis™ Hinges and Plates



Concealed Hinge System 110°

Concealed Hinge System 110° Opening

- Tool free hinge to base plate connection and removal
- 3 dimensional adjustment: side, depth and height
- Cam height and depth adjustment with select base plates
- Stamped steel arm and cup with Bright Nickel finish


| Item # | Boring Pattern | Overlay | Fixing | Box Qty | U/M |
|------------------|----------------|---------|--------|---------|-----|
| GFNX73VS8110-B45 | 45mm | Full | Dowel | 250 | EA |
| GFNX74VS8110-B45 | 45mm | Half | Dowel | 250 | EA |



Stamped Steel Clip-On Base Plates

- Stamped Steel
- Cam Adjustable (Height & Depth)
- Available any quantity

| Item # | Height | Box Qty |
|----------------|--------|---------|
| GFNXLRS-00ES37 | 0 mm | 250 |
| GFNXLRS-02ES37 | 2 mm | 250 |
| GFNXLRS-04ES37 | 4mm | 250 |



Zinc Die Cast Clip-On Base Plates

- Zinc Die Cast
- Cam Adjustable (Height & Depth)
- Available any quantity

| Item # | Height | Box Qty |
|----------------|--------|---------|
| GFNXCRH-00ES37 | 0 mm | 250 |
| GFNXCRH-02ES37 | 2mm | 250 |
| GFNXCRH-04ES37 | 4mm | 250 |



Salice® Self Closer and Soft Close



Concealed Clip-On Hinges

Concealed Clip-On Hinges, with Dowels

- Available any quantity

| Item # | Description | Box Qty |
|---|------------------------------|---------|
| 200 Series, Standard, Self Close | | |
| UBC2R6A99 | SC Dowel, 110°, Full Overlay | 300 |
| UBC2R6G99 | SC Dowel, 110°, 1/2 Overlay | 300 |
| Logica, Self Close, Tool less Insertion | | |
| UBC2J6A99 | 110°, Full Overlay | 300 |
| UBC2J6G99 | 110°, Full Overlay | 300 |
| Silentia, Self Close with a Soft Close Feature | | |
| UBC2R6AD9 | 110°, Full Overlay, 16mm Cup | 300 |
| UBC2R6GD9 | 110°, Half Overlay, 16mm Cup | 300 |
| UBC7R6AD9 | 110°, Full Overlay, 13mm Cup | 300 |
| UBC7R6GD9 | 110°, Half Overlay, 13mm Cup | 300 |



Dual-Cam Clip-On Baseplate

Dual-Cam Clip-On Baseplates with Three Fixing Holes

- Depth and height adjustment by cam
- Type: Pre-mounted Euro screws (#6 x 11mm)
- Available any quantity

| Item # | Height | Fixing Type | Construction | Box Qty |
|-------------|--------|---------------|--------------|---------|
| UBBARGR0916 | 0 mm | Attached Euro | Die Cast | 50 |
| UBBARGR2916 | 2 mm | Attached Euro | Die Cast | 50 |
| UBBARGR3916 | 3 mm | Attached Euro | Die Cast | 50 |
| UBBARGR6916 | 6 mm | Attached Euro | Die Cast | 50 |
| UBBARGR9916 | 12 mm | Attached Euro | Die Cast | 50 |

SALICE



RS200 Series 75 lb. Load Rating, 3/4" Extension, White Epoxy

- 3/4" Extension Epoxy Self Close Design
- 32mm hole pattern
- ANSI/BHMA tested
- Use DSR648 L&R sockets
- Full boxes only

Rite Slide®

| Item # | Size | Box Qty |
|-----------|------|---------|
| DSRS212BW | 12" | 25 |
| DSRS214BW | 14" | 25 |
| DSRS216BW | 16" | 25 |
| DSRS218BW | 18" | 25 |
| DSRS220BW | 20" | 25 |
| DSRS222BW | 22" | 25 |



RS200 Series Rear Mounting Sockets For Self Close Slides

- Available any quantity

| Item # | Description | Box Qty |
|----------|----------------------------------|---------|
| DSRS648L | Left Socket For Reg. S/C Slides | 500 |
| DSRS648R | Right Socket For Reg. S/C Slides | 500 |



Euro Screws (PoziDrive®)

- Flathead, Pozidrive #2
- Other sizes available
- Full boxes only

| Item # | Length | Finish | Box Qty |
|---------|--------|--------|---------|
| WW60100 | 11.5mm | Nickel | 1,000 |
| WW60200 | 13mm | Nickel | 1,000 |



Drawer Slide Screws for Series RS200 epoxy Slides

- Flathead Undercut, Coarse Thread, Phillips #2
- Full boxes only

| Item # | Length x Gauge | Finish | Box Qty |
|---------|----------------|--------|---------|
| WW43250 | 1/2" x 6 | Zinc | 1,000 |
| WW43255 | 1/2" x 6 | Zinc | 33,000 |
| WW43420 | 5/8" x 6 | Zinc | 1,000 |
| WW43440 | 5/8" x 6 | Zinc | 30,000 |



100 lb. BIFMA Load Rating Full Extension Ball Bearing Slide

- Bright Zinc Chromate finish
- Stay close detent
- 1/2" side clearance
- 32mm hole pattern
- Height: 1.80" (45.7mm)
- Full box quantity only

| Item # | Size | Box Qty |
|-------------|------|-----------------------|
| DSPRO100-10 | 10" | 10 Pairs Per Box Only |
| DSPRO100-12 | 12" | 10 Pairs Per Box Only |
| DSPRO100-14 | 14" | 10 Pairs Per Box Only |
| DSPRO100-16 | 16" | 10 Pairs Per Box Only |
| DSPRO100-18 | 18" | 10 Pairs Per Box Only |
| DSPRO100-20 | 20" | 10 Pairs Per Box Only |
| DSPRO100-22 | 22" | 10 Pairs Per Box Only |



- 7/16" L x 8 Gauge
- Zinc finish

| Item # | Drive Type | Box Qty |
|---------|--------------|---------|
| WW46000 | Phillips, #2 | 1,000 |
| WW46010 | Phillips, #2 | 14,000 |
| WW44120 | Combo, #2 | 1,000 |
| WW44125 | Combo, #2 | 5,000 |



| Item # | Drive Type | Box Qty |
|-------------|------------|---------|
| DSPRO3100RB | | |



G-Slide 4070 Ball Bearing Slide

G-Slide 4070 Ball Bearing, 100 lb. Load Rating, Electro-Zinc Plated

- 1st side Mount Soft Close Slide on the market
- 17/32" of side clearance needed for proper function
- 100 lb. Slide
- Exceeds BIFMA Standards
- Self Close
- Over 1-1/4" Stroke of Soft Close
- Non-Handed Dis-connect Release
- Screw Mounting 32mm system

| Item # | Description | Box Qty |
|----------------|-------------|---------|
| UFGS4070-12EZP | 12" | 10 |
| UFGS4070-14EZP | 14" | 10 |
| UFGS4070-16EZP | 16" | 10 |
| UFGS4070-18EZP | 18" | 10 |
| UFGS4070-20EZP | 20" | 10 |
| UFGS4070-22EZP | 22" | 10 |
| UFGS4070-24EZP | 24" | 10 |
| UFGS4070-26EZP | 26" | 10 |
| UFGS4070-28EZP | 28" | 10 |



Mounting Screws

- 7/16" L x 8 Gauge
- Zinc finish

| Item # | Drive Type | Box Qty |
|---------|--------------|---------|
| WW46000 | Phillips, #2 | 1,000 |
| WW46010 | Phillips, #2 | 14,000 |
| WW44120 | Combo, #2 | 1,000 |
| WW44125 | Combo, #2 | 5,000 |



Rear Mounting Bracket

| Item # | Drive Type | Box Qty |
|--------------|---|---------|
| UFGS-BRACKET | Rear Mounting Bracket For G-Slide 4070 Ball Bearing Slide | 200 |



1/4" Bore Shelf Support Spoon Shaped

- Stem length 5/16", Spoon width 25/64"
- Material: Steel
- Full boxes only

| Item # | Finish | Box Qty |
|-----------|---------------|---------|
| IF533BP-C | Brass Plated | 100 |
| IF533BP | Brass Plated | 1000 |
| IF636BL-C | Black | 100 |
| IF636BL | Black | 1000 |
| IF739NP-C | Nickel Plated | 100 |
| IF739NP | Nickel Plated | 1000 |



5mm Bore Shelf Support Spoon Shaped

- Spoon-shaped support fits 5mm bore
- Stem length 5/16", Spoon width 25/64"
- Material: Steel
- Full boxes only

| Item # | Finish | Box Qty |
|-----------|---------------|---------|
| IF515BP-C | Bright Brass | 100 |
| IF515BP | Bright Brass | 1000 |
| IF613BL-C | Black | 100 |
| IF613BL | Black | 1000 |
| IF711NP-C | Bright Nickel | 100 |
| IF711NP | Bright Nickel | 1000 |



1/4" Shelf Support Grommets

- Requires a 17/64" (6.7mm) hole, 1/4" bore
- Material: Steel
- Full boxes only

| Item # | Finish | Box Qty |
|------------|---------------|---------|
| IF1325BP-C | Brass Plated | 100 |
| IF1325BP | Brass Plated | 1000 |
| IF1325NP-C | Nickel Plated | 100 |
| IF1325NP | Nickel Plated | 1000 |



5mm Shelf Support Grommets

- Requires a 7/32" (5.3mm) hole
- Material: Steel
- Full boxes only

| Item # | Finish | Box Qty |
|------------|---------------|---------|
| IF1326BP-C | Brass Plated | 100 |
| IF1326BP | Brass Plated | 1000 |
| IF1326NP-C | Nickel Plated | 100 |
| IF1326NP | Nickel Plated | 1000 |



**1/4" Bore Shelf Support
"L" Shaped**

- Stem length 3/8"; fits 1/4" bore
- Base has hole for optional rubber cushion insert (KV129) for glass shelves, or screw hole to fasten wood shelves
- Material: Steel
- Full boxes only

| Item # | Finish | Box Qty |
|------------|---------------|---------|
| IF1346BP-C | Brass Plated | 100 |
| IF1346BP | Brass Plated | 1000 |
| IF1346NP-C | Nickel Plated | 100 |
| IF1346NP | Nickel Plated | 1000 |
| IF1346WAL | Brown | 1000 |



**5mm Bore Shelf Support
"L" Shaped**

- Stem length 5/16". Fits 5mm bore hole
- Base has hole for optional rubber cushion insert (KV129) for glass shelves, or screw hole to fasten wood shelves
- Material: Steel
- Full boxes only

| Item # | Finish | Box Qty |
|-------------|---------------|---------|
| IF1345BP-C | Brass Plated | 100 |
| IF1345BP | Brass Plated | 1000 |
| IF1345NP-C | Nickel Plated | 100 |
| IF1345NP | Nickel Plated | 1000 |
| IF1345WAL-C | Brown | 100 |
| IF1345WAL | Brown | 1000 |



5mm Metal/Vinyl Shelf Support

5mm Metal/Vinyl Shelf Support

- Stem length 5/16". Fits 5mm bore hole
- Material: Steel/Vinyl
- Full boxes only

| Item # | Vinyl | Finish | Box Qty |
|-------------|--------|---------------|---------|
| IF1348ALM | Almond | Brass Plated | 1000 |
| IF1348BRN-C | Brown | Brass Plated | 100 |
| IF1348BRN | Brown | Brass Plated | 1000 |
| IF1348WH-C | White | Nickel Plated | 100 |
| IF1348WH | White | Nickel Plated | 1000 |



RED-A-SHELF[®]
RAS

5mm Plastic Locking Shelf Support

- Full boxes only

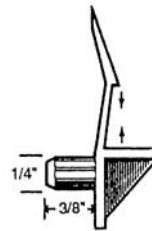
| Item # | Fits Shelf | Color | Box Qty |
|------------------|------------|--------|---------|
| RSRAS305-12-13-4 | 1/2" | Almond | 1000 |
| RSRAS305-58-13-4 | 5/8" | Almond | 1000 |
| RSRAS305-12-10-4 | 1/2" | White | 1000 |
| RSRAS305-58-10-4 | 5/8" | White | 1000 |
| RSRAS305-34-10-4 | 3/4" | White | 1000 |
| RSRAS305-58-020 | 5/8" | Clear | 1000 |
| RSRAS305-34-020 | 3/4" | Clear | 1000 |
| RSRAS305-12-10-C | 1/2" | White | 100 |
| RSRAS305-58-10-C | 5/8" | White | 100 |
| RSRAS305-34-10-C | 3/4" | White | 100 |



5mm Plastic Locking Shelf Support

- Full boxes only

| Item # | Fits Shelf | Color | Box Qty |
|------------|------------|--------|---------|
| PL3227AL-C | 3/4" | Almond | 100 |
| PL3227AL | 3/4" | Almond | 1000 |
| PL3227WH-C | 3/4" | White | 100 |
| PL3227WH | 3/4" | White | 1000 |
| PL3228AL-C | 1" | Almond | 100 |
| PL3228AL | 1" | Almond | 1000 |
| PL3228WH-C | 1" | White | 100 |
| PL3228WH | 1" | White | 1000 |

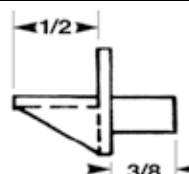
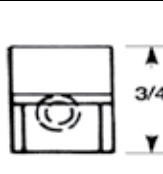


- Full boxes only

HB Handy Button Machine Company

5mm Plastic Locking Shelf Support

| Item # | Fits Shelf | Color | Box Qty |
|---------------|------------|-------|---------|
| NB526WH-1/2 | 1/2" | Brown | 1000 |
| NB526BN-5/8 | 5/8" | Brown | 1000 |
| NB526BN-3/4 | 3/4" | Brown | 1000 |
| NB526BN-3/4-C | 3/4" | Brown | 100 |
| NB526BG-1/2-C | 1/2" | Beige | 100 |
| NB526BG-3/4 | 3/4" | Beige | 1000 |
| NB526BG-3/4-C | 3/4" | Beige | 100 |
| NB526CL-5/8 | 5/8" | Clear | 1000 |
| NB526CL-5/8-C | 5/8" | Clear | 100 |
| NB526CL-3/4 | 3/4" | Clear | 1000 |
| NB526CL-3/4-C | 3/4" | Clear | 100 |
| NB526WH-1/2-C | 1/2" | White | 100 |
| NB526WH-5/8 | 5/8" | White | 1000 |
| NB526WH-3/4 | 3/4" | White | 1000 |
| NB526WH-3/4-C | 3/4" | White | 100 |



- Full boxes only

**HUGES
SUPPLY**

5mm Locking Shelf Support

| Item # | Color | Box Qty |
|------------|-------|---------|
| PGH802BN-C | Brown | 100 |
| PGH802BN | Brown | 1000 |
| PGH802CL-C | Clear | 100 |
| PGH802CL | Clear | 1000 |
| PGH802WH-C | White | 100 |
| PGH802WH | White | 1000 |



255 Pilasters

255 Pilasters Aluminum & Steel

- Can be surface mounted or recessed using staples or screw nails

| Item # | Finish |
|---|---------------------------|
| KV255ALM-12 IN, -18, -24, -30, -36, -48, -60, -72, -84, -96 | Steel/Epoxy-Coated Almond |
| KV255BR-24, -36, -48, -60, -72, -96 | Steel/Brass Look |
| KV255BRN-18, -24, -36, -48, -60, -72, -96 | Steel/Brown |
| KV255WH-12 IN, -18, -24, -30, -36, -48, -60, -72, -84, -96 | Steel/Epoxy-Coated White |
| KV255ZC-12 IN, -18, -24, -30, -36, -48, -60, -72, -84, -96 | Steel/Zinc |
| KV255AL-12, -18, -24, -30, -36, -48, -60, -72, -84, -96 | Aluminum |
| KV255ALBR-12 IN, -18, -24, -36, -48, -60, -72, -96 | Aluminum/Brass Look |
| KV255ALWAL-18, -24, -36, -48 | Aluminum/Walnut |



Shelf Supports

- For 233 & 255 Pilaster Standards
- Powder-coated, painted steel

| Item # | Finish | Box Qty |
|------------|---------------------|---------|
| KV256ZC | Zinc | 100 |
| KV256ZC-M | Zinc | 1000 |
| KV256WAL | Brown | 100 |
| KV256WAL-M | Brown | 1000 |
| KV256BR | Brass | 100 |
| KV256BR-M | Brass | 1000 |
| KV256ALM | Epoxy Coated Almond | 100 |
| KV256WH | Epoxy Coated White | 100 |



Cushioned Shelf Support

- Available any quantity


| Item # | Description | Box Qty |
|--------|--|---------|
| KV256R | Gray Rubber Cushion Attached to Zinc Plated Clip | 100 |



Nails for 255 & 233 Pilasters

- 650 nails per bag
- Full bags only

| Item # | Finish | Use With |
|-------------|---------|---|
| KV255-8-ALM | Almond | 255ALM |
| KV255-8BR | Brass | 255ALBR, 233BR, 255AL, 255BR |
| KV255-8STB | Bronzed | 255AL-WAL, 255AL, 255BRN, 255AL, 255WAL |
| KV255-8WH | White | 255WH |
| KV255-8ZC | Zinc | 255ZC, 233ZC, 255AL |



- Holds panels and glass in place
- Groove type: holds panels by press-fitting of the extrusion in a groove between the panel and the frame
- Material/Color: Rubber Fruitwood (TA), Dark Brown (UY), White (CO), Clear (OO)
- Sold in full coils only

| Item # | Coil Size | Color |
|--------------------|-----------|------------|
| Groove Type | | |
| EXC12514-032CO-C | 100 ft. | White |
| EXC12514-032CO | 500 ft. | White |
| EXC12514-806OO-C | 100 ft. | Clear |
| EXC12514-806OO | 500 ft. | Clear |
| EXC12514-032TA-C | 100 ft. | Fruitwood |
| EXC12514-032TA | 500 ft. | Fruitwood |
| EXC12514-032UY-C | 100 ft. | Dark Brown |
| EXC12514-032UY | 500 ft. | Dark Brown |



- For angled wooden legs
- Protects both furniture and flooring surface
- Brass plated with nylon base
- 4 each per card, 6 cards per box
- Available any quantity of cards

| Item # | Description | Box Qty |
|--------|-----------------------|---------|
| SD9098 | 1" Dia. Nail-On Glide | 6 Cards |



- Light duty, self-adhesive felt pads are easy to install protection against marring surfaces such as countertops, end tables, etc.
- 24 each per card, 12 cards per box
- Available any quantity of cards

| Item # | Description | Box Qty |
|--------|------------------------------------|----------|
| SD9421 | 3/8" Dia. Self Adhesive Green Felt | 12 Cards |



.312" x .085"

Clear Hemispherical Bumper .312" x .085"

- Specifications: 0.312" x 0.085" (7.9mm x 2.2mm). 6 x 12 kiss cut pad
- Color: Clear

| Item # | UM | Pack Qty |
|----------|----|----------|
| PJ27CL-P | PK | 1350 |
| PJ27CL | BX | 5400 |



.440" x .200"

Clear Hemispherical Bumper .440" x .200"

- Specifications: 0.440" x 0.200" (11.1mm x 5.1mm) .6 x 12 kiss cut pad
- Color: Clear

| Item # | UM | Pack Qty |
|---------|----|----------|
| PJ2CL-P | PK | 1210 |
| PJ2CL | BX | 5082 |



.500" x .140"

Clear Cylindrical Bumper .500" x .140"

- Specifications: 0.500" x 0.140" (12.7mm x 3.5mm) .6 x 12 kiss cut pad
- Color: Clear

| Item # | UM | Pack Qty |
|---------|----|----------|
| PJ1CL-P | PK | 1000 |
| PJ1CL | BX | 5000 |

Hemispherical and Cylindrical bumpers are made of durable polymer formulated to provide a high coefficient of friction, skid-resistant and non-marring features. Adhesive is an aggressive, rubber-based system that provides high adhesion.





Dolken-Woodtape®

Dolken-Woodtape® Cross Reference Guide



| Item # | Color | Flakeboard | Formica | Georgia-Pacific | Nevamar | Panolam | Panval | Pionite | Pluswood | Tafsa | Wilsonart |
|------------------------------|-----------------|--------------|---------|-----------------|---------|---------|------------|----------------|----------|--------------|-----------|
| Size: 7/8" x .018mm | | | | | | | | | | | |
| WT8750-18-2001 | Frosty White | W100 W400 | - | - | - | S417 | - | SW811 SW836 | 1168 | L100 L120 | 1573 |
| WT8750-18-2002 | White | W300 W500 | 949 | W815 | S7024 | - | - | SW813 SW826 | 949 | L175 | - |
| Size: 15/16" x .018mm | | | | | | | | | | | |
| WT9375-18-2001 | Frosty White | W100 W400 | - | - | - | S417 | - | SW811 SW836 | 1168 | L100 L120 | 1573 |
| WT9375-18-2002 | White | W300 W500 | 949 | W815 | S7024 | - | - | SW813 SW826 | 949 | L175 | - |
| WT9375-18-2022 | Polar White | - | - | W811 | - | S411 | 113 505 | SW806 | 1738 | L080 | - |
| WT9375-18-2027 | Brite White | SF100 | 459 | W812 | - | S645 | 555 | - | 1303 | - | - |
| WT9375-18-2416 | Black | U002 | 909 | - | S6001 | S405 | 888 | SE101 | 909 | L203 | 1595 |
| WT9375-18-2454 | Folkstone | U601 | 927 | - | - | S548 | 805 | SG241 | 927 | L202 | D381 |
| WT9375-18-2114 | Almond | A920 | 920 | - | - | S445 | 920 | ST655 | 920 | L297 | D30 |
| WT9375-18-3921 | Wild Cherry | H1233 | - | - | - | - | - | - | - | - | 7054 |
| WT9375-18-3922 | Fusion Maple | H699 | - | - | - | W268 | - | - | - | - | 7909 |
| WT9375-18-4901 | Hardrock Maple | WF103 | - | - | - | W256 | 992 | - | 4346 | L303 | - |
| WT9375-18-4125 | Hardrock Maple | - | - | - | WM5528 | - | - | WM791 | - | - | - |
| WT9375-18-5120 | Summer Flame | WF101 | - | - | - | - | 263 | - | 4524 | L420 | - |
| WT9375-18-5121 | Candlelight | WF100 | - | - | - | - | - | - | 4525 | L421 | - |
| WT9375-18-4763 | Chocolate Pear | H723 | - | - | - | W340 | - | - | 4527 | L444 | - |
| WT9375-18-3957 | Voges Pear | - | 1150 | - | - | - | - | - | 4500 | - | - |
| WT9375-18-4893 | Biltmore Cherry | - | - | - | - | - | - | - | - | - | 7924 |



Dolken-Woodtape®

Dolken-Woodtape® Cross Reference Guide



| Item # | Color | Flakeboard | Formica | Georgia-Pacific | Nevamar | Panolam | Panval | Pionite | Pluswood | Tafsa | Wilsonart |
|--------------------|-----------------|--------------|---------|-----------------|---------|---------|--------|----------------|----------|--------------|-----------|
| Size: 15/16" x 1mm | | | | | | | | | | | |
| WT9375-40-2001 | Frosty White | W100 W400 | - | - | - | S417 | - | SW811 SW836 | 1168 | L100 L120 | 1573 |
| WT9375-40-2002 | White | W300 W500 | 949 | W815 | S7024 | - | - | SW813 SW826 | 949 | L175 | - |
| WT9375-40-2027 | Brite White | SF100 | 459 | W812 | - | S645 | 555 | - | 1303 | - | - |
| WT9375-40-2416 | Black | U002 | 909 | - | S6001 | S405 | 888 | SE101 | 909 | L203 | 1595 |
| WT9375-40-2454 | Folkstone | U601 | 927 | - | - | S548 | 805 | SG241 | 927 | L202 | D381 |
| WT9375-40-2114 | Almond | A920 | 920 | - | - | S445 | 920 | ST655 | 920 | L297 | D30 |
| WT9375-40-3921 | Wild Cherry | H1233 | - | - | - | - | - | - | - | - | 7054 |
| WT9375-40-3922 | Fusion Maple | H699 | - | - | - | W268 | - | - | - | - | 7909 |
| WT9375-40-4901 | Hardrock Maple | WF103 | - | - | - | W256 | 992 | - | 4346 | L303 | - |
| WT9375-40-4125 | Hardrock Maple | - | - | - | WM5528 | - | - | WM791 | - | - | - |
| WT9375-40-5120 | Summer Flame | WF101 | - | - | - | - | 263 | - | 4524 | L420 | - |
| WT9375-40-5121 | Candlelight | WF100 | - | - | - | - | - | - | 4525 | L421 | - |
| WT9375-40-4763 | Chocolate Pear | H723 | - | - | - | W340 | - | - | 4527 | L444 | - |
| WT9375-40-3957 | Voges Pear | - | 1150 | - | - | - | - | - | 4500 | - | - |
| WT9375-40-4893 | Biltmore Cherry | - | - | - | - | - | - | - | - | - | 7924 |



Self Adhesive Cover Caps

Fastcap® Self Adhesive Cover Caps

- Aggressive adhesive holds the cap in place
- Unfinished wood veneer caps can be sanded, stained & finished
- Screws should be sunk below the surface for best installation
- Prefinished real wood are finished with a clear, non-yellowing lacquer
- Specifications: PVC = .020" Thick
Wood = .025" Thick

| Color/Species | Item # | Box Qty | Item # | Box Qty |
|--|------------|---------|----------|---------|
| Solid Color PVC, 9/16" Diameter | | | | |
| Almond | FAP916AL25 | 260 | FAP916AL | 1040 |
| Antique White | FAP916AW25 | 260 | FAP916AW | 1040 |
| Black | FAP916BL25 | 260 | FAP916BL | 1040 |
| Fog Gray | FAP916DG25 | 260 | FAP916DG | 1040 |
| Folkstone | FAP916LG25 | 260 | FAP916LG | 1040 |
| White | FAP916WH25 | 260 | FAP916WH | 1040 |
| Woodgrain PVC, 9/16" Diameter | | | | |
| Beech | – | – | FAP916BE | 1040 |
| Candlelight | – | – | FAP916CL | 1040 |
| Clear Maple | FAP916CM25 | 260 | – | – |
| Cognac | – | – | FAP916CO | 1040 |
| Chocolate Pear | – | – | FAP916CP | 1040 |
| Dark Mahogany | FAP916DM25 | 260 | – | – |
| Golden Oak | FAP916GO25 | 260 | FAP916GO | 1040 |
| June Mahogany | – | – | FAP916JM | 1040 |
| Knotty Pine | FAP916KP25 | 260 | – | – |
| Light Maple | FAP916LM25 | 260 | – | – |
| Light Oak | FAP916LO25 | 260 | – | – |
| Manitoba Maple | FAP916MM25 | 260 | FAP916MM | 1040 |
| Maple | FAP916HM25 | 260 | FAP916HM | 1040 |
| Medium Cherry | FAP916MC25 | 260 | FAP916MC | 1040 |
| Natural Cherry | FAP916NC25 | 260 | FAP916NC | 1040 |
| Natural Oak | FAP916NO25 | 260 | FAP916NO | 1040 |
| Presidential Walnut | FAP916PW25 | 260 | FAP916PW | 1040 |
| Rustik Cherry | – | – | FAP916RC | 1040 |
| Riviera Maple | – | – | FAP916RM | 1040 |
| Select Cherry | FAP916SC25 | 260 | – | – |
| Summer Flame | – | – | FAP916SF | 1040 |





Self Adhesive Cover Caps

Fastcap® Self Adhesive Cover Caps

- Aggressive adhesive holds the cap in place
- Unfinished wood veneer caps can be sanded, stained and finished
- Screws should be sunk below the surface for best installation
- Prefinished real wood are finished with a clear, non-yellowing lacquer
- Specifications: PVC = .020" thick
Wood = .025" Thick

| Color/Species | Item # | Box Qty | Item # | Box Qty |
|---|-------------|---------|-----------|---------|
| Unfinished Real Wood Veneer, 9/16" Diameter | | | | |
| Alder | FAW916AD25 | 260 | FAW916AD | 1040 |
| Cherry | FAW916CH25 | 260 | FAW916CH | 1040 |
| Maple | FAW916MP25 | 260 | FAW916MP | 1040 |
| Natural Birch | FAW916NB25 | 260 | FAW916NB | 1040 |
| Pine | FAW916PN25 | 260 | - | - |
| Red Oak | FAW916RO25 | 260 | FAW916RO | 1040 |
| Walnut | FAW916WA25 | 260 | - | - |
| White Birch | FAW916WB25 | 260 | - | - |
| Prefinished Real Wood Veneer, 9/16" Diameter | | | | |
| Birch | FAPW916B25 | 260 | FAPW916B | 1040 |
| Cherry | FAPW916CH25 | 260 | - | - |
| Maple | FAPW916M25 | 260 | FAPW916MP | 1040 |
| Red Oak | FAPW916RO25 | 260 | - | - |



Custom Color Punch Kit

Fastcap® Custom Color Punch Kit

- The First Aid Kit for Cabinetmakers
- Create your own custom color Fastcaps with the new Custom Color Punch Kit:
FAPUNCHSINGLE: Includes Hole Punch with 3/8", 9/16" and 18mm dies, one 50' roll of 1" Speedtape, samples of 3" wood and metal PowerHead screws, and a compact case for easy storage
FAPUNCHSET: Includes all of the above as well as a Micro FlushMount Drillbit


| Item # | Description | Box Qty |
|---------------|-------------------------|---------|
| FAPUNCHSINGLE | Custom Color Punch Tool | 1 |
| FAPUNCHSET | Custom Color Punch Kit | 1 |



Fastcap® Peel & Stick Edgebanding

Peel & Stick Edgebanding

- Fastedge is the perfect solution for field repairs, inside and outside raddi, scribe tape, and countless other applications
- Durable and easy to use
- Fastedge is made from high quality PVC and real wood veneers



| Color/Species | 50' Roll | 250' Roll | 600' Roll |
|-------------------------------------|--------------|-----------|-----------|
| Solid PVC, 15/16" Wide | | | |
| Almond PVC | FASP50AL | FASP250AL | — |
| Antique White PVC | FASP50AW | FASP250AW | — |
| Black PVC | FASP50BL | FASP250BL | — |
| Folkstone PVC | FASP50LG | FASP250LG | — |
| White PVC | FASP50WH | FASP250WH | FASP600WH |
| Solid PVC, 3/4" Wide | | | |
| Black PVC | FASP50BL-3/4 | — | — |
| White PVC | FASP50WH-3/4 | — | — |
| Woodgrain PVC, 15/16" Wide | | | |
| Hardrock Maple PVC | FAWP50HM | FAWP250HM | — |
| Light Oak PVC | FAWP50LO | FAWP250LO | — |
| Manitoba Maple PVC | FAWP50MM | — | — |
| Natural Cherry PVC | FAWP50NC | FAW250NC | — |
| Natural Oak PVC | FAWP50NO | FAWP250NO | — |
| Select Cherry PVC | FAWP50SC | — | — |
| Solid Wood, 15/16" Wide | | | |
| Unfinished Alder | FASW50AD | — | — |
| Unfinished Cherry | FASW50CH | FASW250CH | — |
| Unfinished Maple | FASW50MP | FASW250MP | — |
| Unfinished Red Oak | FASW50RO | FASW250RO | — |
| Unfinished White Birch | FASW50WB | — | — |
| Prefinished Wood, 9/16" Wide | | | |
| Prefinished Maple | FAPW50MP | FAPW250MP | — |
| Prefinished Cherry | FAPW50CH | — | — |
| Prefinished Red Oak | FAPW50RO | — | — |





Fastcap® All Directional Trimmer

- Recommended Fastedge accessory
- Super smooth action
- Comfortable, ergonomic design
- Tungsten Carbide blades last 5x longer

| Item # | Description | Box Qty |
|-------------|--|---------|
| FAQPROTRIM | Quad Trimmer Pro w/Tungsten Carbide Blades | 1 |
| FAQPROBLADE | Tungsten Carbide Replacement Blades | 1 |
| FAQTRIM | Quad Trimmer w/Carbon Steel Blades | 1 |
| FAQBLADE | Carbon Steel Replacement Blades | 1 |



SpeedRollerPRO Laminate Roller

- The SpeedRollerPRO is an ergonomic laminate roller that can be used for any PSA application - especially Fastedge & SpeedTape
- Includes four interchangeable wheels
- Two non-marring rubber wheels and two metal wheels for maximum PSI

| Item # | Description | Box Qty |
|------------------|-------------|---------|
| FASPEEDROLLERPRO | SpeedRoller | 1 |



Hot Melt Edgebanding Pellet Glue

This is a high-viscosity, EVA rubber-based hot melt adhesive. This premium grade hot melt has been modified with a rubber additive to provide an exceptionally strong and durable multi-purpose hot melt adhesive. It is recommended for all straight-line edgebanding applications. Excellent bonding characteristics, and high heat-resistance make this the ideal all-purpose edgebanding adhesive. The spread and flow characteristics permit both moderate and high-speed applications to be run without stringing.

Recommended Applications:

Veneer, polyester, PVC, melamine, solid wood, ABS, thick PVC and laminate.

Technical Data:

Viscosity (Brookfield 15T)
 at 200°C 155,000 mPas
 Softening point 123°C (253°F)
 Heat resistance 90°C (195°F)
 Cold resistance 10°C (14°F)
 Density appx. 1.3g/cm³

Directions for application:

Processing temperature
 Application roller 220°C
 Melting container 220°C
 Feed speed minimum 50 ft./minute

Color: Brown (BN); Natural (N); White (WH)

Packing: Full bags only.

| Item # | Color | Box Qty |
|-----------|---------|-------------|
| WTKS205N | Natural | 55 lb. Bags |
| WTKS205WH | White | 55 lb. Bags |



Hot Melt Edgebanding Pellet Glue

KS217 is a low viscosity, EVA-based hot melt adhesive. This hot melt is strongly recommended for use in granular feed or quick step hot melt systems. The low viscosity of KS217, fast melting properties and easy spread and flow features make it ideally suited for smaller or older automatic edgebanding equipment. This superior quality hot melt shows excellent wetting properties and superior bonding strength. KS217 should run at moderate to high line speeds and is formulated not to string.

Recommended Applications:

Veneer, polyester, PVC, melamine, solid wood, ABS, thick PVC, laminate.

Technical Data:

Viscosity (Brookfield 15T)
 at 200° 58,000 mPas
 Softening point 102°C (226°F)
 Heat resistance 90°C (195°F)
 Cold resistance 5°C (14°F)
 Density appx. 1.3g/cm³

Directions for Application:

Processing temperature
 Application roller 220°C
 Melting container 190°C
 Feed speed minimum 50 ft./minute

Color: Natural (N)

Packing: Full bags only.

| Item # | Color | Box Qty |
|----------|---------|-------------|
| WTKS217N | Natural | 55 lb. Bags |





Hot Melt Edgebanding Pellet Glue

KS208 is a medium viscosity, multi-purpose EVA hot melt adhesive. The lower viscosity of KS208, fast-melting properties, and easy spread and flow characteristics make it ideally suited for smaller or older automatic edgebanding equipment. The spread and flow characteristics permit both standard and high feeds to be run without stringing. The melting feature of this adhesive causes less charring and oxidation in the pot and therefore result in a cleaner operating hot melt. KS-208 is economically priced and easy to apply. Recommended Applications: Veneer, polyester, PVC, melamine, ABS and thick PVC.

Technical Data:

Viscosity (Brookfield 15T)
 at 200°C.....105,000 mPas
 Softening point 110°C (230°F)
 Heat resistance90°C (194°F)
 Cold resistance10°C (14°F)
 Densityappx. 1.36g/cm3

Directions for Application:

Processing temperature
 Application roller210°C
 Melting container180-200°C
 Feed speed.....minimum 40 ft./minute

Color: Natural (N), White (WH)

Packing: Full bags only.

| Item # | Color | Box Qty |
|-----------|---------|-------------|
| WTKS208N | Natural | 55 lb. Bags |
| WTKS208WH | White | 55 lb. Bags |



Hot Melt Edgebanding Cartridge

HKP21 and HKP25 were specifically formulated for and approved by Holz-Her. The viscosity, spread, and flow characteristics of these cartridges were specifically developed. Dorus adhesives will not clog or block the application nozzles on Holz-Hers special glue application head.

Recommended Applications:

HKP21 Veneer, polyester, PVC, melamine, solid wood, thick PVC, ABS.

HKP25 Veneer, polyester, PVC, melamine, solid wood, thick PVC, high pressure laminate, ABS.


Directions for Application:

Heat up time: 2-4 minutes
 Processing temperature 200-220°C (392-428°F)

Color: Brown (BN); Natural (N); White (WH)

Packing: Full boxes only.

| Item # | Color | Box Qty |
|-------------|---------|-------------------------|
| WTHKP21N-B | Natural | 45 Cartridges (34 lbs.) |
| WTHKP21WH-B | White | 45 Cartridges (34 lbs.) |
| WTHKP25N-B | Natural | 45 Cartridges (34 lbs.) |
| WTHKP25WH-B | White | 45 Cartridges (34 lbs.) |
| WTHKP25BN-B | Brown | 45 Cartridges (34 lbs.) |





Hot Melt Edgebanding Pellet Glue

Jowatherm Hot Melt, Filler Free, For Medium & Thick PVC-For BAZ & CombiFormer Edgebanders

Applications: High viscosity hotmelt designed for the special needs of BAZ and Combiformer style automatic edgebanders. Used for applying solid wood, veneer, PVC or resonated paper.

Characteristics: The set point of this hotmelt will handle the long open times associated with these machines. Because it does not contain **filler** like other EVA hotmelts, it gives more lineage per pound. It also has a higher heat resistance, stronger bond and a thinner glue line.

Translucent when applied, giving a cleaner bond with no color changeovers.

Technical Data:

Application Temperature: 374 - 410°F (190 - 210°C)

Viscosity: 140,000 at 392°F (200°C)

Softening Point: 248°F (120°C) Ring & Ball

Density: 1.05 g/ml

Sold by the pound in full bags only.

| Item # | Color | Box Qty |
|---------|--------------------------|-------------|
| JW28010 | Translucent, Filler Free | 55 lb. Bags |



Hot Melt Edgebanding Pellet Glue

Jowatherm Hot Melt, Filler Free, For Thick Solid Wood - For Soft Forming Machines

Applications: Hotmelt for newer edgebanders suitable for solid wood, veneer, PVC and resonated paper edgebands. May also be used for soft-forming applications.

Characteristics: Naturally translucent, medium viscosity hotmelt, with high heat resistance, good cold flexibility and a thin glue line. This adhesive does not contain **filler** like regular EVA hotmelts, yielding for glue per pound. It also offers a short open time with no stinging.

Technical Data:

Application Temperature: 374 - 410°F (190 - 210°C)

Viscosity: 65,000 at 392°F (200°C)

Softening Point: 221°F (105°C) Ring & Ball

Density: 1.05 g/ml

Sold by the pound in full bags only.

| Item # | Color | Box Qty |
|---------|--------------------------|-------------|
| JW28040 | Translucent, Filler Free | 55 lb. Bags |





Hot Melt Edgebanding Pellet Glue

Jowatherm, Medium & Thick PVC & Resonated Paper, For High Speed Edgebanding Machines

Applications: Automatic edgebandings of solid wood, veneer, PVC, resonated paper edgebands and soft forming applications.

Characteristics: A high viscosity, EVA hotmelt adhesive with high heat resistance and good cold flexibility of glue line. Excellent color and heat stability in the melt.

Technical Data:

Application Temperature: 374 -410°F (190-210°C)

Viscosity: Approximately 130,000 at 200°C (392°F)

Softening Point: Approximately 115°C (238°F)

Ring & Ball

Density: 1.3 (10.8)

Sold by the pound in full bags only

| Item # | Color | Box Qty |
|---------|---------|-------------|
| JW28850 | Natural | 55 lb. Bags |
| JW28851 | White | 55 lb. Bags |



Hot Melt Edgebanding Pellet Glue

Jowatherm Hot Melt, For Medium & Thick PVC & Resonated Paper For Both Small Automatic & High Speed Edgebanders

Applications: For edgebanding veneer, solid wood, resin impregnated paper edgebands, PVC, ABS and similar. Good wetting and adhesion properties. This hot melt can also be used for pre-coating and soft-forming applications.

Characteristics: Medium-high viscosity, pelletized EVA hot melt. Very economical with good color and heat stability in the melt.

Technical Data:

Application Temperature: 374-410°F (190-210°C)

Viscosity: Approximately 90,000 at 200°C (392°F)

Softening Point: Approximately 110°C (230°F)

Ring & Ball

Density: 1.3 (10.8)

Sold by the pound in full bags only

| Item # | Color | Box Qty |
|---------|---------|-------------|
| JW28860 | Natural | 55 lb. Bags |
| JW28861 | White | 55 lb. Bags |
| JW28863 | Black | 55 lb. Bags |





Hot Melt Edgebanding Pellet Glue

Jowatherm Hot Melt, For Thin PVC (up to 0.5mm)- For Manual & Automatic Contour Edgebanders

Applications:

Designed for contour edgebanding of PVC, paper and polyester at low application temperatures and at very slow feed speeds. Also suitable for soft-forming PVC edges.

Characteristics:

Low viscosity pelletized EVA hot melt with fast melting properties, long open time and good color and heat stability in the melt.

Technical Data:

Application Temperature: 266-302°F (130-150°C) in the melt.

Feed Speed: Roller application: 5-20 m/min
15-60 ft/min)

Viscosity: Approximately 30,000 at 302°F (150°C)

Softening Point: Approximately 194°F (90°C)

Ring & Ball

Density: 1.3 (10.8)

Sold by the pound in full bags only.

| Item # | Color | Box Qty |
|---------|---------|-------------|
| JW28220 | Natural | 55 lb. Bags |



Hot Melt Edgebanding Pellet Glue

Jowatherm Hot Melt, For Difficult To Bond Surfaces

Applications: For assembly purposes in the furniture, electrical and metal industries. Good adhesion to coated and lacquered surfaces. Specifically designed for hotmelt guns attached by heated hoses to melting pots. Good for drawer bottoms, mirror fixation or V-grooving. Apply to soft and elastic surfaces that are difficult for bonding.

Characteristics: Low viscosity, EVA pelletized hot melt with elastic glue line, high hot tack, long open time. Excellent color and heat stability in the melt.

Technical Data:

Application Temperature: 340-375°F (171-191°C)

Viscosity: 1,500 at 375°F (191°C)

Softening Point: 212°F (100°C) Ring & Ball

Density: 0.95 (8.0)

Open Time at 350 F: approximately 14-15 seconds

Set Time at 350 F: approximately 1-2 seconds

Sold by the pound in full bags only.

| Item # | Color | Box Qty |
|---------|--------------------|-------------|
| JW26140 | Yellow Translucent | 50 lb. Bags |



Hot Melt Edgebanding Cartridges

Jowatherm Hot Melt, Cartridges - For Holz-Her Edgebanders

Applications: Hot melt designed for Holz-Her type cartridge edgebanders. Suitable for primed HPL, solid wood, veneer, PVC and resonated paper edgebands. Good wetting and adhesion properties. This hot melt can also be used for pre-coating and soft-forming applications.

Characteristics: Medium viscosity EVA hot melt. Very economical with good color and heat stability in the melt.

Technical Data:

Application Temperature: 180-200°C (356-392°F)

Feed Speed: Roller application: 18-60 m/min (30-120 ft/min)

Nozzle application: 12-25 m/min (35-75 ft/min)

Viscosity: Approximately 60,000 at 200°C (392°F)

Softening Point: Approximately 100°C (212°F)

Ring & Ball

Density: Approximately 1.3 (10.8)

Sold by the pound in full boxes only.

| Item # | Color | Box Qty |
|---------|---------|---------------------------------------|
| JW28680 | Natural | 35 lb. Box 48 Cartridge per box |



Melamine Glue

Non-toxic, non-flammable, water-based adhesive. For bonding melamine to particle board, wood to wood, melamine to wood, cement board, some melamine foils, Corian®, Avonite®, most vinyls, thermo-fused melamine. One bonding surface should be a moisture absorbing surface. It is recommended that all glue joints be secured with a combination of staples and screws or just screws to keep the joint snug. Actual clamping is not necessary as long as the joint remains snug. Do not clamp tightly.

- Color: Cream emulsion dries clear
- Solids Count: 51 - 53%
- Assembly Time: 20 minutes
- Drying Time: 4 hours
- Clean Up: Water prior to drying
- Storage Life: 12 months
- Do not dilute

| Item # | Size | Packing per case |
|---------|---------------|------------------|
| ROR2032 | 16 oz. Bottle | 12 |
| ROR1G4 | 1 Gallon | 4 |
| ROR5G1 | 5 Gallons | 1 |





Edgebanding Primer

- Primer for edgebanding applications. This is a water based primer that substantially improves the bond on any solid wood, veneer or high pressure laminate application
- This primer is easily applied with a roller, brush or spray, and can even be wiped on with a rag
- Tests have proven that a substantially stronger bond is attained even with the best hot melt adhesive
- **Specifications:** At least 1 hour drying time is required. When wet, it cleans up with hot water and dish washing detergent; when dry, it must be removed mechanically or with a solvent such as Ethyl Acetate. (Use solvents only if your applications gear is resistant to solvents)
- Full containers only

| Item # | Description | Box Qty |
|-----------|--------------------|--|
| WTND183-1 | Edgebanding Primer | 22 lb. Box Approx. 2-1/2 Gal. per box |



Hot-Melt Glue System Cleaner

- Avoid costly downtime & maintain your edgebander efficiently w/SUPERAPID 401 glue system cleaner
- Approx. 3 lbs. of cleaner will do a thorough job
- Complete instructions are packed w/each box
- NOTE: Not for use with cartridge type edgebanders
- Full boxes only

| Item # | Description | Box Qty |
|---------|---------------------|-----------------|
| ADSR401 | Glue System Cleaner | 51 lbs. per Box |



Stickfree 41 Hot-Melt Release Spray

- StickFREE 41 prevents the glue from sticking to the metal and residues can be wiped off within seconds
- Available any quantity

| Item # | Description | Box Qty |
|--------|------------------|---------|
| ADSF41 | 8 oz. Spray Cans | 6 |



KAMPEL
SEAMFIL

Plastic Seam Filler Solids

- Cover up unsightly seams & joints w/ease & confidence
- Available any quantity

Standard Colors

| Item # | Color | Box Qty |
|--------|----------------|---------|
| KS901 | White, 1oz. | 12 |
| KS904 | Tan, 1oz. | 12 |
| KS913 | Brown, 1oz. | 12 |
| KS914 | Black, 1oz. | 12 |
| KS918 | Mahogany, 1oz. | 12 |
| KS931 | Maple, 1oz. | 12 |
| KS941 | Almond, 1oz. | 12 |

Formica® Matches (Note: Item # denotes Formica match i.e.: KS909F matches Formica 909 Black laminate)

| Item # | Color | Box Qty |
|---------|---------------------|---------|
| KS756F | Natural Maple, 1oz. | 12 |
| KS909F | Black, 1oz. | 12 |
| KS920F | Almond, 1oz. | 12 |
| KS921F | Birch, 1oz. | 12 |
| KS932F | Antique White, 1oz. | 12 |
| KS949F | White, 1oz. | 12 |
| KS5904F | Wild Cherry, 1oz. | 12 |



KAMPEL
ENTERPRISES, INCORPORATED

SF-99 Solvent

SF-99 Solvent

- For joint preparation and laminate-surface clean-up
- Available any quantity

| Item # | Description | Box Qty |
|---------|--------------|---------|
| KSSF99P | 1/2 Pint Can | 6 |
| KSSF99Q | Quarter Can | 6 |



KAMPEL
ENTERPRISES, INCORPORATED

Standard Seamfil Kit

- Contains one each of the following colors in 1 ounce tubes: 901 White, 902 Gray, 904 Tan, 913 Brown, 914 Black, 936 Yellow, 937 Red, 940 Orange, 941 Almond, 944 Retarder, 945 Green, 946 Blue
- Kit includes: Specially polished non-scratch putty knife and 1/2 pint of SF99 solvent

| Item # | Description | Box Qty |
|------------|------------------|---------|
| KSSTANDARD | 12 - 1 oz. Tubes | 1 |



KAMPEL
ENTERPRISES, INCORPORATED

Woodgrain Seamfil Kit

- Contains one each of the following colors in 1 ounce tubes: 1 oz. Tubes; 901 White, 913 Brown, 914 Black, 918 Mahogany, 931 Maple, 933 Teak, 935 Birch, 936 Yellow, 937 Red, 940 Orange, 942 Butcher Block, 949 Retarder
- **Kit includes:** Specially polished non-scratch putty knife and 1/2 pint of SF99 solvent

| Item # | Description | Box Qty |
|-------------|------------------|---------|
| KSWOODGRAIN | 12 - 1 oz. Tubes | 1 |



**ASSY® Assembly Screws
without Nibs**

- **Drive Type:** AW
- **Head Type:** Flat Head, No Nibs
- **Thread:** ASSY Double Thread Pitch
- **Point Type:** Sharp 30°
- **Finish:** Case Hardened, Zinc Plated
- Thin shank reduces splitting, excellent for use in particle board, MDF, and solid wood. All screws are packaged with one AW® drive bit of the proper size

| Item # | Length x Gauge | Replacement Bit | Box Qty |
|--------------------|----------------|-----------------|---------|
| Zinc Finish | | | |
| WW1513513 | 1/2" x 6 | WWAW10 | 1,000 |
| WW1513515 | 9/16" x 6 | WWAW10 | 1,000 |
| WW1513516 | 5/8" x 6 | WWAW10 | 1,000 |
| WW1513520 | 3/4" x 6 | WWAW10 | 1,000 |
| WW1511425 | 1" x 8 | WWAW20 | 1,000 |
| WW1511430 | 1-3/16" x 8 | WWAW20 | 500 |
| WW1511435 | 1-3/8" x 8 | WWAW20 | 500 |
| WW1511440 | 1-9/16" x 8 | WWAW20 | 500 |
| WW1511445 | 1-3/4" x 8 | WWAW20 | 500 |
| WW1511450 | 2" x 8 | WWAW20 | 500 |
| WW1511460 | 2-3/8" x 8 | WWAW20 | 250 |
| WW1511470 | 2-3/4" x 8 | WWAW20 | 250 |



**Ecofast ASSY® Assembly Screws
with Nibs**

- **Drive Type:** AW
- **Head Type:** Flat Head, Nibs For Countersinking
- **Thread:** ASSY Double Thread Pitch
- **Point Type:** Sharp 30°
- **Finish:** Case Hardened, Zinc Plated
- **Replacement Bit:** WWAW20
- Thin shank reduces splitting, excellent for use in particle board, MDF, and solid wood
- All screws are packaged with one AW® drive bit of the proper size

| Item # | Length x Gauge | Box Qty |
|--------------------|----------------|---------|
| Zinc Finish | | |
| WW1581425 | 1" x 8 | 1,000 |
| WW1581430 | 1-3/16" x 8 | 500 |
| WW1581435 | 1-3/8" x 8 | 500 |
| WW1581440 | 1-9/16" x 8 | 500 |
| WW1581445 | 1-3/4" x 8 | 500 |
| WW1581450 | 2" x 8 | 500 |
| WW1581460 | 2-3/8" x 8 | 250 |
| WW1581470 | 2-3/4" x 8 | 200 |





ASSY® Plus Type 2 Drill Tip Assembly Screws

- **Drive Type:** AW
- **Head Type:** Flat Head, Nibs For Countersinking
- **Thread:** ASSY® Double Thread Pitch
- **Point Type:** Drill Tip
- **Finish:** Case Hardened, Zinc Plated
- **Replacement Bit:** WWAW20
- Thin shank reduces splitting, excellent for use in particle board, MDF, and solid wood. All screws are packaged with one AW® drive bit of the proper size

| Item # | Length x Gauge | Box Qty |
|--------------------|----------------|---------|
| Zinc Finish | | |
| WW16514025 | 1" x 8 | 1,000 |
| WW16514030 | 1-3/16" x 8 | 500 |
| WW16514035 | 1-3/8" x 8 | 500 |
| WW16514040 | 1-9/16" x 8 | 500 |
| WW16514045 | 1-3/4" x 8 | 500 |
| WW16514050 | 2" x 8 | 500 |
| WW16514060 | 2-3/8" x 8 | 250 |
| WW16514070 | 2-3/4" x 8 | 200 |
| WW16514580 | 3-1/8" x 9 | 200 |



ASSY® Euro Screws

- **Drive Type:** AW
- **Head Type:** Flat Head
- **Thread:** Euro Screw
- **Point Type:** Blunt
- **Finish:** Case Hardened, Nickel Plated
- **Replacement Bit:** WWAW20
- 6mm diameter to fit 5mm diameter holes.

| Item # | Length | Box Qty |
|----------------------|--------|---------|
| Nickel Finish | | |
| WW27656311 | 11mm | 500 |
| WW27656314 | 14mm | 500 |



Würth AW Insert Bits

- For use with ASSY® screws
- 1/4" shank

| Item # | Drive | Color | Overall Length |
|--------------------------------|-------|--------|----------------|
| Insert Bits | | | |
| WWAW10 | AW10 | Purple | 1" |
| WWAW20 | AW20 | Orange | 1" |
| WWAW25 | AW25 | Green | 1" |
| Extended Length Drivers | | | |
| WWAW20-2 | AW20 | Orange | 2" |
| WWAW20-4 | AW20 | Orange | 4" |
| WWAW20-6 | AW20 | Orange | 6" |



Assembly Screws, Phillips Drive

Assembly Screws, Phillips Drive

- **Drive Type:** Phillips, #2
- **Head Type:** Flat Head, with Nibs for countersinking
- **Thread:** Coarse
- **Point Type:** Type 17 Auger Point
- **Finish:** Case Hardened, finishes listed below
- 1" are threaded fully, other sizes are threaded 2/3's of the way to pull the work pieces together

| Item # | Length x Gauge | Finish | Box Qty |
|---------------------|----------------|--------|---------|
| Black Finish | | | |
| WW34200 | 1" x 8 | Black | 1,000 |
| WW34220 | 1" x 8 | Black | 11,000 |
| WW34240 | 1-1/4" x 8 | Black | 1,000 |
| WW34260 | 1-1/4" x 8 | Black | 9,000 |
| WW34280 | 1-1/2" x 8 | Black | 1,000 |
| WW34300 | 1-1/2" x 8 | Black | 7,000 |
| WW34320 | 1-5/8" x 8 | Black | 1,000 |
| WW34340 | 1-5/8" x 8 | Black | 5,500 |
| WW34350 | 1-3/4" x 8 | Black | 1,000 |
| WW34360 | 1-3/4" x 8 | Black | 4,800 |
| WW34400 | 2" x 8 | Black | 1,000 |
| WW34420 | 2" x 8 | Black | 4,000 |
| WW34440 | 2-1/4" x 8 | Black | 1,000 |
| WW34460 | 2-1/4" x 8 | Black | 3,500 |
| WW34480 | 2-1/2" x 8 | Black | 1,000 |
| WW34500 | 2-1/2" x 8 | Black | 2,500 |
| WW34580 | 3" x 8 | Black | 2,000 |

| Item # | Length x Gauge | Finish | Box Qty |
|--------------------|----------------|--------|---------|
| Zinc Finish | | | |
| WW30000 | 1" x 8 | Zinc | 1,000 |
| WW30100 | 1" x 8 | Zinc | 11,000 |
| WW30200 | 1-1/4" x 8 | Zinc | 1,000 |
| WW30300 | 1-1/4" x 8 | Zinc | 9,000 |
| WW30400 | 1-1/2" x 8 | Zinc | 1,000 |
| WW30500 | 1-1/2" x 8 | Zinc | 7,000 |
| WW30600 | 1-5/8" x 8 | Zinc | 1,000 |
| WW30700 | 1-5/8" x 8 | Zinc | 5,500 |
| WW30795 | 1-3/4" x 8 | Zinc | 1,000 |
| WW30798 | 1-3/4" x 8 | Zinc | 4,800 |
| WW30800 | 2" x 8 | Zinc | 1,000 |
| WW30900 | 2" x 8 | Zinc | 4,000 |
| WW31100 | 2-1/4" x 8 | Zinc | 3,500 |
| WW31200 | 2-1/2" x 8 | Zinc | 1,000 |
| WW31300 | 2-1/2" x 8 | Zinc | 2,500 |
| WW31400 | 3" x 8 | Zinc | 1,000 |
| WW31500 | 3" x 8 | Zinc | 2,000 |



Phillips Insert Bits

Phillips Insert Bits

- **Bit Length:** 1"

| Item # | Point Size | ScREW Size |
|-------------|------------|------------|
| WW614176274 | 1 | 5, 6, 7 |
| WW614176461 | 2 | 8, 9, 10 |
| WW614176648 | 3 | 11, 12, 13 |





Assembly Screws, Square Drive

Assembly Screws, Square Drive

- **Drive Type:** Square, #2
- **Head Type:** Flat Head, with Nibs for countersinking
- **Thread:** Coarse
- **Point Type:** Type 17 Auger Point
- **Finish:** Case Hardened, finishes listed below
- 1" are threaded fully, other sizes are threaded 2/3's of the way to pull the work pieces together

| Item # | Length x Gauge | Finish | Box Qty |
|---------------------|----------------|--------|---------|
| Black Finish | | | |
| WW37100 | 1" x 8 | Black | 1,000 |
| WW37120 | 1" x 8 | Black | 11,000 |
| WW37140 | 1-1/4" x 8 | Black | 1,000 |
| WW37160 | 1-1/4" x 8 | Black | 9,000 |
| WW37180 | 1-1/2" x 8 | Black | 1,000 |
| WW37200 | 1-1/2" x 8 | Black | 7,000 |
| WW37220 | 1-5/8" x 8 | Black | 1,000 |
| WW37240 | 1-5/8" x 8 | Black | 5,500 |
| WW37280 | 2" x 8 | Black | 1,000 |
| WW37300 | 2" x 8 | Black | 4,000 |
| WW37340 | 2-1/2" x 8 | Black | 1,000 |
| WW37350 | 2-1/2" x 8 | Black | 2,500 |
| WW37380 | 3" x 8 | Black | 1,000 |
| WW37390 | 3" x 8 | Black | 2,000 |

| Item # | Length x Gauge | Finish | Box Qty |
|--------------------|----------------|--------|---------|
| Zinc Finish | | | |
| WW31600 | 1" x 8 | Zinc | 1,000 |
| WW31700 | 1" x 8 | Zinc | 11,000 |
| WW38800 | 1-1/2" x 8 | Zinc | 1,000 |
| WW38900 | 1-1/2" x 8 | Zinc | 7,000 |
| WW39000 | 1-5/8" x 8 | Zinc | 1,000 |
| WW39100 | 1-5/8" x 8 | Zinc | 5,500 |
| WW39110 | 1-3/4" x 8 | Zinc | 1,000 |
| WW39120 | 1-3/4" x 8 | Zinc | 4,800 |
| WW39200 | 2" x 8 | Zinc | 1,000 |
| WW39300 | 2" x 8 | Zinc | 4,000 |
| WW39400 | 2-1/4" x 8 | Zinc | 1,000 |
| WW39500 | 2-1/4" x 8 | Zinc | 3,500 |
| WW39710 | 2-1/2" x 8 | Zinc | 1,000 |
| WW39715 | 2-1/2" x 8 | Zinc | 2,500 |
| WW39800 | 3" x 8 | Zinc | 1,000 |
| WW39900 | 3" x 8 | Zinc | 2,000 |



Square/Combo Power Bits

Square/Combo Power Bits

- Insert bits that can be used to drive either a Square or Combo (Recex®) screw

| Item # | Point Size | Overall Length |
|---------|------------|----------------|
| WW90210 | 2 | 1" |
| WW90220 | 2 | 2" |
| WW90230 | 2 | 3" |
| WW90240 | 2 | 4" |
| WW90260 | 2 | 6" |





**Assembly Screws, Combo (Recex®)
Drive**

Assembly Screws, Combo (Recex®) Drive

- **Drive Type:** Combo Phillips and Square (Recex®), 2
- **Head Type:** Flat Head, with Nibs for countersinking
- **Thread:** Coarse
- **Point Type:** Type 17 Auger Point
- **Finish:** Case Hardened, finishes listed below
- 1" are threaded fully, other sizes are threaded 2/3's of the way to pull the work pieces together

| Item # | Length x Gauge | Finish | Box Qty |
|---------------------|----------------|--------|---------|
| Black Finish | | | |
| WW36710 | 1" x 8 | Black | 1,000 |
| WW36715 | 1" x 8 | Black | 11,000 |
| WW36720 | 1-1/4" x 8 | Black | 1,000 |
| WW36725 | 1-1/4" x 8 | Black | 9,000 |
| WW36730 | 1-1/2" x 8 | Black | 1,000 |
| WW36735 | 1-1/2" x 8 | Black | 7,000 |
| WW36750 | 1-3/4" x 8 | Black | 1,000 |
| WW36755 | 1-3/4" x 8 | Black | 4,800 |
| WW36760 | 2" x 8 | Black | 1,000 |
| WW36765 | 2" x 8 | Black | 4,000 |
| WW36770 | 2-1/4" x 8 | Black | 1,000 |
| WW36775 | 2-1/4" x 8 | Black | 3,500 |
| WW36780 | 2-1/2" x 8 | Black | 1,000 |
| WW36785 | 2-1/2" x 8 | Black | 2,500 |
| WW36790 | 3" x 8 | Black | 1,000 |
| WW36793 | 3" x 8 | Black | 2,000 |

| Item # | Length x Gauge | Finish | Box Qty |
|--------------------|----------------|--------|---------|
| Zinc Finish | | | |
| WW36820 | 1" x 8 | Zinc | 1,000 |
| WW36822 | 1-1/4" x 8 | Zinc | 1,000 |
| WW36830 | 1-1/4" x 8 | Zinc | 9,000 |
| WW36835 | 1-1/2" x 8 | Zinc | 1,000 |
| WW36840 | 1-1/2" x 8 | Zinc | 7,000 |
| WW36845 | 1-5/8" x 8 | Zinc | 1,000 |
| WW36850 | 1-5/8" x 8 | Zinc | 5,500 |
| WW36870 | 2" x 8 | Zinc | 1,000 |
| WW36875 | 2" x 8 | Zinc | 4,000 |
| WW36885 | 2-1/4" x 8 | Zinc | 3,500 |
| WW36890 | 2-1/2" x 8 | Zinc | 1,000 |
| WW36895 | 2-1/2" x 8 | Zinc | 2,500 |
| WW36910 | 3" x 8 | Zinc | 2,000 |



Square/Combo Power Bits



Square/Combo Power Bits

- Insert bits that can be used to drive either a Square or Combo (Recex®) screw

| Item # | Point Size | Overall Length |
|---------|------------|----------------|
| WW90210 | 2 | 1" |
| WW90220 | 2 | 2" |
| WW90230 | 2 | 3" |
| WW90240 | 2 | 4" |
| WW90260 | 2 | 6" |



**Turbo Thread Assembly Screws,
Combo (Recex®) Drive**

Turbo Thread with Regular Point (Combo Drive)

- Drive Type: Combo Phillips and Square (Recex®), #2
- Head Type: Flat Head, with Nibs for countersinking
- Thread: Turbo Thread
- Point Type: Regular
- Finish: Case Hardened, Lubricated
- Patented serrated tooth thread allows for quick starting, reduced splitting and less drive torque
- Used in all woodworking applications: assembly, face frames, slides, hinges and hardware

| Item # | Length x Gauge | Finish | Box Qty |
|--------------------|----------------|------------|---------|
| Lube Finish | | | |
| WW32000 | 1" x 8 | Lubricated | 1,000 |
| WW32100 | 1" x 8 | Lubricated | 10,000 |
| WW32200 | 1-1/8" x 8 | Lubricated | 1,000 |
| WW32300 | 1-1/8" x 8 | Lubricated | 8,000 |
| WW32400 | 1-1/4" x 8 | Lubricated | 1,000 |
| WW32500 | 1-1/4" x 8 | Lubricated | 7,500 |
| WW32600 | 1-3/8" x 8 | Lubricated | 1,000 |
| WW32700 | 1-3/8" x 8 | Lubricated | 5,000 |
| WW32800 | 1-1/2" x 8 | Lubricated | 1,000 |
| WW32900 | 1-1/2" x 8 | Lubricated | 5,000 |
| WW33000 | 1-3/4" x 8 | Lubricated | 1,000 |
| WW33100 | 1-3/4" x 8 | Lubricated | 4,000 |
| WW33200 | 2" x 8 | Lubricated | 1,000 |
| WW33300 | 2" x 8 | Lubricated | 3,500 |
| WW33400 | 2-1/4" x 8 | Lubricated | 1,000 |
| WW33500 | 2-1/4" x 8 | Lubricated | 3,000 |
| WW33600 | 2-1/2" x 8 | Lubricated | 1,000 |
| WW33700 | 2-1/2" x 8 | Lubricated | 2,500 |
| WW33800 | 2-3/4" x 8 | Lubricated | 1,000 |
| WW33900 | 2-3/4" x 8 | Lubricated | 2,000 |
| WW34000 | 3" x 8 | Lubricated | 1,000 |
| WW34100 | 3" x 8 | Lubricated | 1,500 |



Square/Combo Power Bits

- Insert bits that can be used to drive either a Square or Combo (Recex®) screw

| Item # | Point Size | Overall Length |
|---------|------------|----------------|
| WW90210 | 2 | 1" |
| WW90220 | 2 | 2" |
| WW90230 | 2 | 3" |
| WW90240 | 2 | 4" |
| WW90260 | 2 | 6" |





**Installation Screw, Needle Point
(Wood studs)**

- **Drive Type:** Phillips, #3
- **Thread:** Coarse
- **Head Type:** Truss Head
- **Point Type:** Needle
- **Finish:** Case Hardened, finishes listed below.
1/2 thread. Painted head eliminates unsightly screws. Large truss head provides large bearing surface and hides rough screws hole edges. Half thread allows cabinet to "float" for final adjustment. Deep thread for secure fastening to wood studs

| Item # | Length x Gauge | Finish | Box Qty |
|---------|----------------|--------|---------|
| WW37020 | 2-1/2" x 10 | Sand | 500 |
| WW37015 | 2-1/2" x 10 | White | 1,500 |
| WW37045 | 2-1/2" x 10 | Zinc | 1,500 |
| WW37060 | 3" x 10 | Sand | 500 |
| WW37065 | 3" x 10 | Sand | 1,000 |
| WW37075 | 3" x 10 | Zinc | 500 |
| WW37055 | 3" x 10 | Zinc | 1,000 |



Installation Screw, Regular Point

- **Drive Type:** Combo Phillips And Square (Recex®), #2
- **Head Type:** Washer Head
- **Thread:** Coarse
- **Point Type:** Regular
- **Finish:** Case Hardened, finishes listed below.
Deep thread has tremendous holding power and the #8 shaft offers good shear strength

| Item # | Length x Gauge | Finish | Box Qty |
|----------------------|----------------|-----------------------|---------|
| Head Size #8 | | | |
| WW38990 | 2-1/2" x 8 | Black | 2,000 |
| WW38995 | 3" x 8 | Black | 1,500 |
| WW82600 | 1-1/8" x 8 | Zinc | 6,500 |
| WW39770 | 2-1/2" x 8 | Zinc | 2,000 |
| WW39785 | 3" x 8 | Zinc | 1,500 |
| Head Size #10 | | | |
| WW39350 | 2-1/2" x 10 | Zinc | 500 |
| WW39360 | 2-1/2" x 10 | Zinc | 1,500 |
| WW39370 | 3" x 10 | Zinc | 500 |
| WW39375 | 3" x 10 | Zinc | 1,000 |
| WW39385 | 3-1/2" x 10 | Zinc | 800 |
| WW39320 | 2-1/2" x 10 | Zinc w/ White Head | 1,500 |
| WW39335 | 3" x 10 | Zinc w/ White Head | 1,000 |





Power Head Installation Screws (Wood Studs)

PowerHead Cabinet Installation screws give you options. The PowerHead screw has been engineered to work in combination with an impact driver drill. The nubs cut through your material, so the screw finishes perfectly flush with the material's surface.

- #2 Square Drive
- Nibs for countersinking
- Type 17 Point

| Item # | Size | Box Qty |
|-----------------|--------|---------|
| FAPHZ1-1/8-200 | 1-1/8" | 200 |
| FAPHZ1-1/8-2000 | 1-1/8" | 2000 |
| FAPHZ1-1/4-200 | 1-1/4" | 200 |
| FAPHZ1-1/4-2000 | 1-1/4" | 2000 |
| FAPHZ2-1/2-150 | 2-1/2" | 150 |
| FAPHZ2-1/2-1500 | 2-1/2" | 1500 |
| FAPHZ3-150 | 3 | 150 |
| FAPHZ3-1500 | 3 | 1500 |
| FAPHZ3-1/2-100 | 3-1/2 | 100 |
| FAPHZ3-1/2-1000 | 3-1/2 | 1000 |
| FAPHZ4-100 | 4 | 100 |
| FAPHZ4-1000 | 4 | 1000 |



Power Head Installation Screws (Metal Studs)

PowerHead Cabinet Installation screws give you options. The PowerHead screw has been engineered to work in combination with an impact driver drill. The nubs cut through your material, so the screw finishes perfectly flush with the material's surface.

- #2 Square Drive
- Nibs for countersinking
- Type 17 Point
- Maximum Hold, Flat to Cap
- Zinc coated, corrosion resistant
- Self tapping, no pre-drilling



| Item # | Box Qty |
|-------------------|---------|
| FAPHZ1ME-200 | 200 |
| FAPHZ1ME-2000 | 2000 |
| FAPHZ1-1/2ME-200 | 200 |
| FAPHZ1-1/2ME-2000 | 2000 |
| FAPHZ2ME-200 | 200 |
| FAPHZ2ME-2000 | 2000 |
| FAPHZ3ME-150 | 150 |
| FAPHZ3ME-1500 | 1500 |



Square/Combo Power Bits



Square/Combo Power Bits

- Insert bits that can be used to drive either a Square or Combo (Recex®) screw

| Item # | Point Size | Overall Length |
|---------|------------|----------------|
| WW90210 | 2 | 1" |
| WW90220 | 2 | 2" |
| WW90230 | 2 | 3" |
| WW90240 | 2 | 4" |
| WW90260 | 2 | 6" |



**Installation Screw, Needle Point
(Metal Studs)**

- **Drive Type:** Phillips, #2
- **Thread:** Fine Thread
- **Head Type:** Truss Head
- **Point Type:** Needle
- **Finish:** Case Hardened, finishes listed below.
2/3 thread. Painted head eliminates unsightly screws. Large truss head provides large bearing surface and hides rough screws hole edges.
#8 gauge needle point for lighter metal studs.

| Item # | Length x Gauge | Finish | Box Qty |
|---------|----------------|--------|---------|
| WW39150 | 2-1/2" x 8 | Sand | 2,000 |
| WW39140 | 2-1/2" x 8 | White | 2,000 |
| WW39160 | 2-1/2" x 8 | Zinc | 2,000 |



**Installation Screw, Drill Point
(Metal Studs)**

- **Drive Type:** Phillips, #3
- **Thread:** Fine Thread
- **Head Type:** Truss Head
- **Point Type:** Drill Point
- **Finish:** Case Hardened, finishes listed below.
Full thread. Painted head eliminates unsightly screws. Large truss head provides large bearing surface and hides rough screws hole edges.
#2 drill point for use on heavier gauge metal studs. Eliminates the need for pilot hole/predrilling stud

| Item # | Length x Gauge | Finish | Box Qty |
|---------|----------------|--------|---------|
| WW39180 | 2-1/2" x 10 | White | 500 |
| WW39190 | 2-1/2" x 10 | Zinc | 500 |
| WW39185 | 2-1/2" x 10 | Zinc | 2,000 |



Phillips Insert Bits

Phillips Insert Bits

- **Bit Length:** 1"

| Item # | Point Size | ScREW Size |
|-------------|------------|------------|
| WW614176274 | 1 | 5, 6, 7 |
| WW614176461 | 2 | 8, 9, 10 |
| WW614176648 | 3 | 11, 12, 13 |





Drywall Screws, Phillips Drive

- **Drive Type:** Phillips, #2
- **Head Type:** Bugle Head
- **Thread:** Coarse
- **Point Type:** Sharp
- **Finish:** Case Hardened, Black

| Item # | Length x Gauge | Finish | Box Qty |
|---------|----------------|--------|---------|
| WW19000 | 1" x 7 | Black | 1,000 |
| WW19010 | 1" x 7 | Black | 10,000 |
| WW19100 | 1-1/8" x 7 | Black | 1,000 |
| WW19110 | 1-1/8" x 7 | Black | 10,000 |
| WW19200 | 1-1/4" x 7 | Black | 1,000 |
| WW19210 | 1-1/4" x 7 | Black | 8,000 |
| WW19300 | 1-5/8" x 7 | Black | 1,000 |
| WW19310 | 1-5/8" x 7 | Black | 5,000 |
| WW19400 | 2" x 7 | Black | 1,000 |
| WW19410 | 2" x 7 | Black | 3,500 |
| WW19500 | 2-1/4" x 7 | Black | 1,000 |
| WW19510 | 2-1/4" x 7 | Black | 3,000 |
| WW21000 | 2-1/2" x 8 | Black | 1,000 |
| WW21100 | 2-1/2" x 8 | Black | 2,500 |
| WW21400 | 3" x 8 | Black | 2,000 |
| WW29340 | 4" X 10 | Black | 1,000 |
| WW29500 | 6" X 10 | Black | 500 |



Drywall Screws, Square Drive

- **Drive Type:** Square, #2
- **Head Type:** Bugle Head
- **Thread:** Coarse
- **Point Type:** Sharp
- **Finish:** Case Hardened, Black

| Item # | Length x Gauge | Finish | Box Qty |
|---------|----------------|--------|---------|
| WW22000 | 1" x 7 | Black | 1,000 |
| WW22100 | 1" x 7 | Black | 11,000 |
| WW22300 | 1-5/8" x 7 | Black | 1,000 |
| WW22400 | 1-5/8" x 7 | Black | 5,500 |
| WW22600 | 2-1/2" x 8 | Black | 1,000 |
| WW22700 | 2-1/2" x 8 | Black | 3,000 |
| WW22900 | 2-1/2" x 9 | Black | 1,000 |
| WW23000 | 2-1/2" x 9 | Black | 2,000 |
| WW23200 | 3" x 9 | Black | 1,000 |
| WW23300 | 3" x 9 | Black | 2,000 |





**Drawer Front Adjusting Screws
Combo (Recex®) Drive**

- **Drive Type:** Combo Phillips and Square (Recex®), #2
- **Head Type:** Modified Washer Head
- **Thread:** Coarse
- **Point Type:** Type 17 Auger
- **Finish:** Case Hardened, Zinc Plated Recex® Drive, Type 17 Point for quick penetration in hardwoods

| Item # | Length x Gauge | Finish | Box Qty |
|---------|----------------|--------|---------|
| WW81200 | 1" x 8 | Zinc | 1,000 |
| WW81300 | 1" x 8 | Zinc | 7,000 |
| WW81500 | 1-1/8" x 8 | Zinc | 1,000 |
| WW81600 | 1-1/8" x 8 | Zinc | 6,500 |
| WW81800 | 1-1/4" x 8 | Zinc | 1,000 |
| WW81900 | 1-1/4" x 8 | Zinc | 6,500 |



**Ball Bearing Slide Screws,
Phillips Drive**

- **Drive Type:** Phillips, #2
- **Head Type:** Low Profile Truss Head
- **Thread:** Coarse
- **Point Type:** Regular
- **Finish:** Case Hardened, finishes listed below
Low Truss Head Screw for use on Ball Bearing
Drawer Slides such as KV® and Accuride®

| Item # | Length x Gauge | Finish | Box Qty |
|---------|----------------|--------|---------|
| WW46000 | 7/16" x 8 | Zinc | 1,000 |
| WW46010 | 7/16" x 8 | Zinc | 14,000 |
| WW46100 | 7/16" x 8 | Black | 1,000 |
| WW46150 | 7/16" x 8 | Black | 5,000 |
| WW46200 | 7/16" x 8 | White | 1,000 |



Square/Combo Power Bits

Square/Combo Power Bits

- Insert bits that can be used to drive either a Square or Combo (Recex®) screw

| Item # | Point Size | Overall Length |
|---------|------------|----------------|
| WW90210 | 2 | 1" |
| WW90220 | 2 | 2" |
| WW90230 | 2 | 3" |
| WW90240 | 2 | 4" |
| WW90260 | 2 | 6" |





Undercut Drawer Slide Screws, Phillips Drive

- **Drive Type:** Phillips, #2
- **Head Type:** Flat Head, undercut
- **Thread:** Coarse
- **Point Type:** Regular
- **Finish:** Case Hardened, finishes listed below.
Undercut head sits flush in the recessed hole and does not penetrate the wood

| Item # | Length x Gauge | Finish | Box Qty |
|---------|----------------|-----------------|---------|
| WW43250 | 1/2" x 6 | Zinc | 1,000 |
| WW43255 | 1/2" x 6 | Zinc | 33,000 |
| WW43420 | 5/8" x 6 | Zinc | 1,000 |
| WW43440 | 5/8" x 6 | Zinc | 30,000 |
| WW43300 | 5/8" x 6 | Bright Brass | 1,000 |
| WW43350 | 5/8" x 6 | Antique English | 1,000 |



Pozidrive® Drawer Slide & Hinge Euro Screws

- **Drive Type:** Pozi, #2
- **Head Type:** Flat Head
- **Thread:** Euro Screw
- **Point Type:** Blunt
- **Finish:** Nickel Plated
- Aggressive deep thread insures maximum holding power in MDF, particleboard, and hardwoods

| Item # | Length | Finish | Box Qty |
|---------|--------|--------|---------|
| WW59920 | 7.5mm | Nickel | 1,000 |
| WW60000 | 10mm | Nickel | 1,000 |
| WW60100 | 11.5mm | Nickel | 1,000 |
| WW60200 | 13mm | Nickel | 1,000 |
| WW60300 | 14.5mm | Nickel | 1,000 |
| WW60350 | 18mm | Nickel | 1,000 |
| WW60420 | 20mm | Nickel | 1,000 |
| WW60520 | 25mm | Nickel | 1,000 |



Phillips Insert Bits

Phillips Insert Bits

- **Bit Length:** 1"

| Item # | Point Size | ScREW Size |
|-------------|------------|------------|
| WW614176274 | 1 | 5, 6, 7 |
| WW614176461 | 2 | 8, 9, 10 |
| WW614176648 | 3 | 11, 12, 13 |





Hinge/Hardware Screws, Phillips Drive

- **Drive Type:** Phillips, #2
- **Head Type:** Pan Head
- **Thread:** Coarse
- **Point Type:** Type 17 Auger
- Edge application screws are designed to prevent splitting in hardwoods when hardware is attached into or near the edge of material. Used with European style face frame hinges, pin and pivot hinges, or w/catches & latches

| Item # | Length x Gauge | Finish | Box Qty |
|---------|----------------|--------|---------|
| WW45630 | 5/8" x 10 | Nickel | 1,000 |
| WW45820 | 3/4" x 10 | Nickel | 1,000 |
| WW45830 | 3/4" x 10 | Nickel | 9,000 |
| WW45880 | 1" x 10 | Nickel | 1,000 |



Phillips Insert Bits

- **Bit Length:** 1"

| Item # | Point Size | ScREW Size |
|-------------|------------|------------|
| WW614176274 | 1 | 5, 6, 7 |
| WW614176461 | 2 | 8, 9, 10 |
| WW614176648 | 3 | 11, 12, 13 |



Hinge/Hardware Screws, Phillips Drive

- **Drive Type:** Phillips, #2
- **Head Type:** Flat Head
- **Thread:** Coarse
- **Point Type:** Regular

| Item # | Length x Gauge | Finish | Box Qty |
|---------|----------------|--------|---------|
| WW42075 | 1/2" x 5 | Zinc | 1,000 |
| WW42050 | 1/2" x 5 | Zinc | 5,000 |
| WW42080 | 5/8" x 5 | Zinc | 1,000 |
| WW42070 | 5/8" x 5 | Zinc | 5,000 |
| WW42100 | 1/2" x 6 | Zinc | 1,000 |
| WW42150 | 1/2" x 6 | Zinc | 5,000 |
| WW42300 | 5/8" x 6 | Zinc | 1,000 |
| WW42390 | 5/8" x 6 | Zinc | 5,000 |
| WW42400 | 5/8" x 6 | Zinc | 30,000 |
| WW42500 | 3/4" x 6 | Zinc | 1,000 |
| WW43150 | 3/4" x 6 | Zinc | 5,000 |
| WW38120 | 1" x 6 | Zinc | 1,000 |
| WW54200 | 1/2" x 6 | Nickel | 1,000 |
| WW54300 | 1/2" x 6 | Nickel | 5,000 |
| WW54375 | 5/8" x 6 | Nickel | 1,000 |
| WW54380 | 5/8" x 6 | Nickel | 5,000 |
| WW54680 | 3/4" x 6 | Nickel | 1,000 |
| WW54690 | 3/4" x 6 | Nickel | 5,000 |
| WW54900 | 1" x 6 | Nickel | 1,000 |
| WW46800 | 5/8" x 7 | Nickel | 1,000 |
| WW43700 | 3/4" x 7 | Nickel | 1,000 |
| WW43750 | 3/4" x 7 | Nickel | 5,000 |
| WW54950 | 1" x 7 | Nickel | 1,000 |



Decorative Hardware Screws, 8-32 Thread

- **Drive Type:** Combination Phillips and Slotted
- **Head Type:** Truss Head
- **Thread:** 8-32
- **Point Type:** Blunt
- For use with 8-32 thread visual hardware. For surface mounted knobs and pulls it is recommended that the screw length be 1/4" greater than the material thickness

| Item # | Length x Gauge | Finish | Box Qty |
|---------|----------------|--------|---------|
| WW47120 | 1/2" x 8 | Zinc | 1,000 |
| WW46950 | 5/8" x 8 | Zinc | 1,000 |
| WW47130 | 3/4" x 8 | Zinc | 1,000 |
| WW47200 | 7/8" x 8 | Zinc | 100 |
| WW47220 | 7/8" x 8 | Zinc | 1,000 |
| WW47300 | 1" x 8 | Zinc | 100 |
| WW47320 | 1" x 8 | Zinc | 1,000 |
| WW47400 | 1-1/8" x 8 | Zinc | 100 |
| WW47420 | 1-1/8" x 8 | Zinc | 1,000 |
| WW47500 | 1-1/4" x 8 | Zinc | 100 |
| WW47520 | 1-1/4" x 8 | Zinc | 1,000 |
| WW47600 | 1-3/8" x 8 | Zinc | 100 |
| WW47620 | 1-3/8" x 8 | Zinc | 1,000 |
| WW47700 | 1-1/2" x 8 | Zinc | 100 |
| WW47720 | 1-1/2" x 8 | Zinc | 1,000 |
| WW47800 | 1-5/8" x 8 | Zinc | 100 |
| WW47820 | 1-5/8" x 8 | Zinc | 1,000 |
| WW47900 | 1-3/4" x 8 | Zinc | 100 |
| WW47920 | 1-3/4" x 8 | Zinc | 1,000 |
| WW48000 | 2" x 8 | Zinc | 100 |
| WW48020 | 2" x 8 | Zinc | 1,000 |



Decorative Hardware Screws M4 Thread

- **Drive Type:** Combination, Phillips and Slotted
- **Thread:** M4 Metric Thread
- **Head Type:** Truss Head
- **Finish:** Zinc Plated
- **Point Type:** Blunt
- For surface mounted knobs and pulls it's recommended that the screw length be 6mm (1/4") greater than the material thickness

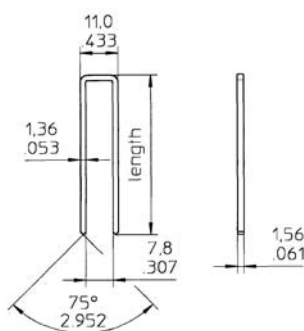

| Item # | Length | Finish | Box Qty |
|---------|----------------|--------|---------|
| WW48320 | 3/4" (20mm) | Zinc | 100 |
| WW48340 | 7/8" (22mm) | Zinc | 100 |
| WW48400 | 1" (25mm) | Zinc | 100 |
| WW48450 | 1-3/16" (30mm) | Zinc | 100 |
| WW48500 | 1-3/8" (35mm) | Zinc | 100 |
| WW48550 | 1-1/2" (38mm) | Zinc | 100 |
| WW48620 | 1-5/8" (40mm) | Zinc | 100 |
| WW48640 | 1-3/4" (45mm) | Zinc | 100 |
| WW48660 | 2" (50mm) | Zinc | 100 |



Phillips Insert Bits

- **Bit Length:** 1"

| Item # | Point Size | ScREW Size |
|-------------|------------|------------|
| WW614176274 | 1 | 5, 6, 7 |
| WW614176461 | 2 | 8, 9, 10 |
| WW614176648 | 3 | 11, 12, 13 |

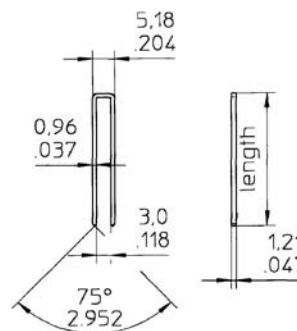


Staples, 16 Gauge, Medium Crown (7/16")

Applications: Furniture and case good face frames and side styles, desk and cabinet box build up, soffit & fascia, case backs, corner & splice and glue blocks, counter top build up, hardwood pallets, shipping crates and boxes, sash and millwork.

Fits Tools: Senco SKS-N, SNS41, SNS50, SNS45, SNS40, M2, M1; Porter Cable MS200; Hitachi 5008 Series; Duo-Fast DS and MS7664; Fasco F45C G-55 SS, F3C G-40 CT, and similar models.

| Item # | Length | Box Qty |
|-----------|--------|---------|
| WWS16100L | 1" | 10000 |
| WWS16125L | 1-1/4" | 10000 |
| WWS16150L | 1-1/2" | 10000 |
| WWS16175L | 1-3/4" | 10000 |
| WWS16200L | 2" | 10000 |



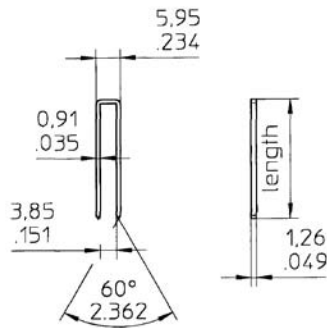
Staples, 18 Gauge, 3/16" Crown

Applications: Cabinet building, underlayment, moldings.

Fits Tools: Paslode 3150 GSN18, 2125-N18 and similar models.

| Item # | Length | Box Qty |
|-----------|--------|---------|
| WWS18075P | 3/4" | 5000 |
| WWS18100P | 1" | 5000 |
| WWS18125P | 1-1/4" | 5000 |



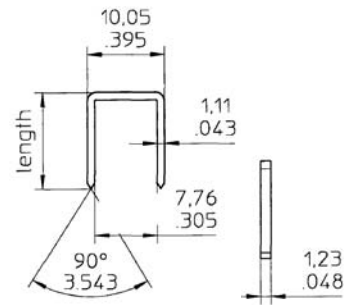


**Staples, 18 Gauge,
7/32" Crown**

Applications: Cabinet building, underlayment, moldings.

Fits tools: Bostitch S32SX, T40SX-CT, SB-150SX and similar models.

| Item # | Length | Box Qty |
|-----------|--------|---------|
| WWS18075N | 3/4" | 5000 |
| WWS18088N | 7/8" | 5000 |
| WWS18100N | 1" | 5000 |
| WWS18113N | 1-1/8" | 3000 |
| WWS18119N | 1-3/6" | 3000 |



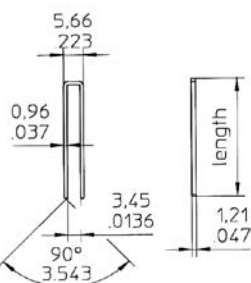
**Staples, 18 Gauge,
3/8" Crown**

Applications: Cabinetry and furniture, aluminum siding, mobile home and recreational vehicles, light metal to wood attachment.

Fits Tools: Senco SKS-M; Fasco 21T SG-25, and similar models.

| Item # | Length | Box Qty |
|-----------|--------|---------|
| WWS18063M | 5/8" | 5000 |
| WWS18075M | 3/4" | 5000 |



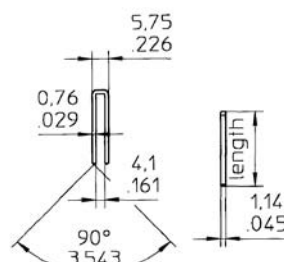


**Staples, 18 Gauge,
1/4" Narrow Crown**

Applications: Case backs, pre-hung doors and window units, paneling, sofas, interior trim, underlayment in kitchen and bath, drawers, lattice, moldings, door and window casings, cabinet assembly, glue blocks, backs, cabinet box assembly.

Fits Tools: Porter Cable NS150A, NS100; Senco FinishPro 2N1, LN4450, KMN4450, SLS25XP, SLS20L, SLS15L, SLS18L, SLS18NR, SKS-L; Fasco F21P 90-25A, F21T 90-40A, F3C 90-40CT and similar models.

| Item # | Length | Box Qty |
|-----------|--------|---------|
| WWS18050K | 1/2" | 5000 |
| WWS18063K | 5/8" | 5000 |
| WWS18075K | 3/4" | 5000 |
| WWS18088K | 7/8" | 5000 |
| WWS18100K | 1" | 5000 |
| WWS18113K | 1-1/8" | 5000 |
| WWS18125K | 1-1/4" | 5000 |
| WWS18150K | 1-1/2" | 5000 |



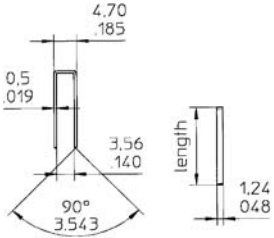

**Staples, 19 Gauge,
1/4" Crown**

Applications: Cabinets, casebacks, underlayment, molding and trim; lattice, hardwood floors.

Fits Tools: Senco SLS-20K, LN3045 and similar models.

| Item # | Length | Box Qty |
|-----------|--------|---------|
| WWS19075R | 3/4" | 5000 |



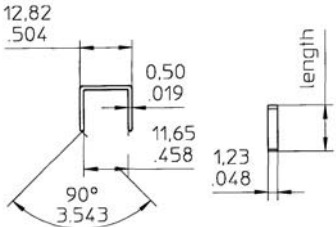



**Staples, 20 Gauge,
3/16" Crown**

Applications: Casebacks, molding, upholstery, dust covers.

Fits Tools: Senco SFW10XP-E, JN5, and similar models.

| Item # | Length | Box Qty |
|-----------|--------|---------|
| WWS20050W | 1/2" | 10000 |
| WWS20063W | 5/8" | 10000 |



**Staples, 20 Gauge,
1/2" Crown**

Applications: Casebacks, molding, upholstery, dust covers.

Fits Tools: Senco SFW10XP-F05, SFW10XP-F, DFP, and similar models.

| Item # | Length | Box Qty |
|-----------|--------|---------|
| WWS20038S | 3/8" | 5000 |
| WWS20050S | 1/2" | 5000 |





Micro Pins, 23 Gauge

Applications: Cabinet doors, light trim, carvings and ornamentals, picture frames.

Fits Tools: Porter Cable PIN100, Senco FinishPro 10, SHP10, Fasco F1B A64-12/18 and similar models.

| Item # | Length | Box Qty |
|-----------|--------|---------|
| WWN16075D | 3/4" | 5000 |
| WWN16100D | 1" | 5000 |
| WWN16125D | 1-1/4" | 5000 |
| WWN16150D | 1-1/2" | 5000 |
| WWN16175D | 1-3/4" | 5000 |
| WWN16200D | 2" | 5000 |
| WWN16250D | 2-1/2" | 5000 |



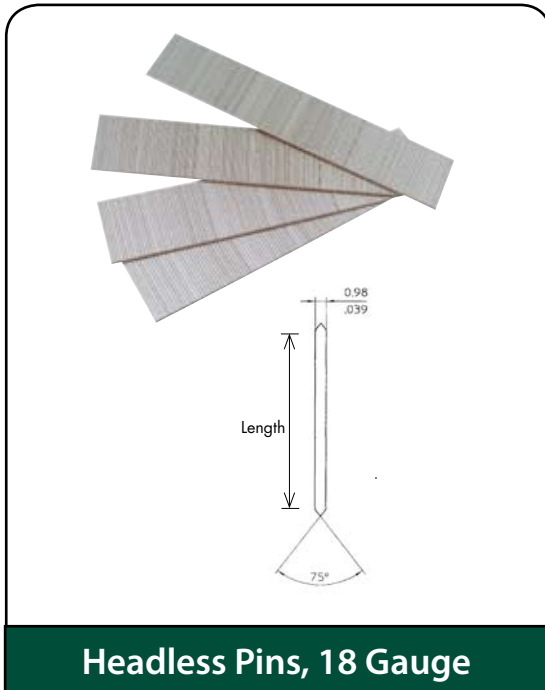
Finish Nails, 16 Gauge

Applications: Cabinets, shelving, drawer boxes, trim, molding build-ups, chair rails.

Fits Tools: Senco: FP32, Porter Cable: FN250B, CFN250B; Bostitch: FN16250K-2, SB-1664FN, Fasco: F3T, FN-70 CT and similar models.

| Item # | Length | Box Qty |
|-----------|--------|---------|
| WWN23050F | 1/2" | 25000 |
| WWN23058F | 5/8" | 25000 |
| WWN23075F | 3/4" | 25000 |
| WWN23100F | 1" | 25000 |



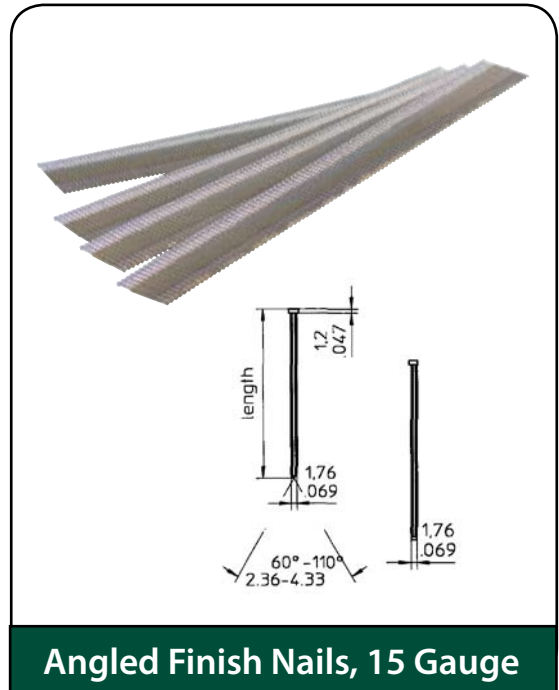


Headless Pins, 18 Gauge

Applications: Vanities, molding and trim, dowels and joints, cabinet door frames, drawer assembly, picture frames, scribe moldings, furniture repair, carvings, ornamentals, blind pinning of upholstered and trim panels, rattan.

Fits Tools: Senco LS 1 and similar models.

| Item # | Length | Box Qty |
|-----------|--------|---------|
| WWN18075C | 3/4" | 5000 |
| WWN18100C | 1" | 5000 |



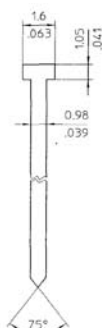
Angled Finish Nails, 15 Gauge

Applications: Vanities, molding and trim, dowels and joints, cabinet door frames, drawer assembly, picture frames, scribe moldings, furniture repair, carvings, ornamentals, blind pinning of upholstered and trim panels, rattan.

Fits Tools: Senco FinishPro 41XP, Air Free 41XP, FinishPro 35, SFN2B, SFN30, SFN40, SNI, Porter Cable DA250B, and similar models.

| Item # | Length | Box Qty |
|-----------|--------|---------|
| WWN15100E | 1" | 4000 |
| WWN15125E | 1-1/4" | 4000 |
| WWN15150E | 1-1/2" | 4000 |
| WWN15175E | 1-3/4" | 4000 |
| WWN15200E | 2" | 4000 |
| WWN15225E | 2-1/4" | 4000 |
| WWN15250E | 2-1/2" | 4000 |



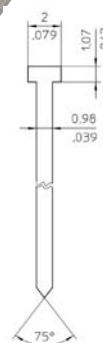


**Brad Nails, Slight Head
18 Gauge**

Applications: Cabinetry, furniture, woodworking, trim, dowels and joints, cabinet door frames and panels, drawer assembly, decorative wood and plastic pieces

Fits Tools: Senco FinishPro 25XP, FinishPro 18, FinishPro 15, Finish Pro 2N1, AF25, SLP20, Any Senco AX tool, Porter Cable BN125A, BN200A, Bostitch BT125K-2, BT200K-2, SB-1850BN, Fasco F21P GN-31A, F21T GN-40A and similar models.

| Item # | Length | Box Qty |
|-----------|--------|---------|
| WWN18063B | 5/8" | 5000 |
| WWN18075B | 3/4" | 5000 |
| WWN18100B | 1" | 5000 |



Brad Nails, 18 Gauge

Applications: Carvings and ornamentals, furniture repair, cabinets and drawers, casebacks, small trim and baseboards.

Fits Tools: Senco FinishPro 25XP, FinishPro 18, FinishPro 15, Finish Pro 2N1, AF25, SLP20, Any Senco AX tool; Porter Cable: BN125A, BN200A; Bostitch BT125K-2, BT200K-2, SB-1850BN, Fasco F21P GN-31A, F21T GN-40A, and similar models.

| Item # | Length | Box Qty |
|-----------|---------|---------|
| WWN18063A | 5/8" | 5000 |
| WWN18075A | 3/4" | 5000 |
| WWN18100A | 1" | 5000 |
| WWN18119A | 1-3/16" | 5000 |
| WWN18125A | 1-1/4" | 5000 |
| WWN18150A | 1-1/2" | 5000 |
| WWN18156A | 1-9/16" | 5000 |
| WWN18175A | 1-3/4" | 5000 |
| WWN18200A | 2" | 5000 |





Pre-Glued Dowel Pins

- 100% glue coverage creating superior holding strength
- Significant savings and increased production are created by the elimination of production stop-pages for routine maintenance on dowel insertion equipment caused by glue build-up
- A reduction of glue purchases results in significant and immediate savings
- Dry joints caused by injection misfires due to clogged glue lines are eliminated
- Cleanup time on your product during and after assembly due to glue mess and squeeze out is eliminated

| Item # | Size | Box Qty |
|---------|------------|---------|
| CD830PG | 8mm x 30mm | 10,000 |
| CD835PG | 8mm x 35mm | 10,000 |



Unglued Dowel Pins

| Item # | Size | Box Qty |
|-----------|---------------|---------|
| CD830 | 8mm x 30mm | 19,200 |
| CD835 | 8mm x 35mm | 16,400 |
| CD3750150 | 1-1/2" x 3/8" | 20,000 |
| CD3750200 | 2" x 3/8" | 13,000 |





Wood & Melamine Glue

- Non-toxic, non-flammable, water-based adhesive
- For bonding melamine to particle board, wood to wood, melamine to wood, cement board, some melamine foils, Corian®, Avonite®, most vinyls, thermo-fused melamine. One bonding surface should be a moisture absorbing surface
- Color: Cream, Emulsion Dries Clear

| Item # | Description | Box Qty |
|---------|-------------|---------|
| ROR2032 | 16oz Bottle | 12 |
| ROR1G4 | 1 Gallon | 4 |
| ROR5G1 | 5 Gallon | 1 |

Franklin



Titebond® White Glue

- PVA Glue
- Offers moderate sandability
- Ideal in pinch roller application
- Quick tack, fast set shorten clamp time
- Color: White, dries clear
- Available any quantity

| Item # | Description | Box Qty |
|---------|-------------------------|---------|
| FG502-6 | 1 Gallon Plastic Bottle | 4 |
| FG502-7 | 5 Gallon Plastic Pail | 1 |

Franklin



Titebond® Original Yellow Glue

Titebond® Original Yellow Glue

- Standard yellow glue for use in all operations
- Quick, strong tack
- Available any quantity

| Item # | Size | Box Qty |
|---------|-------------------------|---------|
| FG506-2 | 4 oz. Plastic Bottle | 12 |
| FG506-3 | 8 oz. Plastic Bottle | 12 |
| FG506-4 | 16 oz. Plastic Bottle | 12 |
| FG506-5 | Quart Plastic Bottle | 6 |
| FG506-6 | 1 Gallon Plastic Bottle | 2 |
| FG506-7 | 5 Gallon Plastic Pail | 1 |
| FG506-8 | 5 Gallon Drum | 1 |



**Titebond II® Weatherproof
Premium Wood Glue**

- Quick Tack
- Passes Type 2 waterproof testing
- Offers fast speed of set
- Clean up w/damp cloth when wet
- Color: Honey Gold
- Available any quantity

| Item # | Description | Box Qty |
|---------|-------------------------|---------|
| FG500-3 | 8 oz. Plastic Bottle | 12 |
| FG500-4 | 16 oz. Plastic Bottle | 12 |
| FG500-5 | Quart Plastic Bottle | 6 |
| FG500-6 | 1 Gallon Plastic Bottle | 2 |
| FG500-7 | 5 Gallon Plastic Pail | 1 |



**Titebond III® Ultimate
Wood Glue**

- It combines the strength, sandability, ease of use and water clean up of PVA's with the durability, open time and water-resistance of polyurethanes
- Ideal for interior & exterior woodworking
- It offers the highest strength, longest open time, lowest chalk temperature, highest viscosity and the best water resistance
- Passes Type 1 water resistance and is water proof
- FDA approved for indirect food contact
- Provides superior performance and is especially useful for outdoor applications in cooler temperatures
- Color: Tan
- Available any quantity

| Item # | Description | Box Qty |
|---------|-------------|---------|
| FG141-3 | 8 oz | 12 |
| FG141-4 | 16 oz | 12 |
| FG141-5 | Quart | 6 |
| FG141-6 | 1 Gallon | 2 |
| FG141-7 | 5 Gallon | 1 |

Franklin


Franklin
Titebond® Doweling Glue L.V.

- Designed for use with automatic doweling equipment
- Low viscosity (140 cps.)
- Excellent strength and a translucent glue line
- Formulated for use on solid woods, particleboard, MDF, plywood and other porous materials
- White, Dries clear
- Available any quantity

| Item # | Description | Box Qty |
|---------|-----------------------|---------|
| FG381-7 | 5 Gallon Plastic Pail | 4 |


Franklin
Titebond® Doweling Glue

- Low viscosity (1500 cps.)
- Fast set reduces assembly time
- Formulated for use on solid woods, particleboard, MDF, plywood and other porous materials
- Color: Clear
- Available any quantity

| Item # | Description | Box Qty |
|---------|-----------------------|---------|
| FG220-7 | 5 Gallon Plastic Pail | 1 |


Glue Bottles & Caps

- Bottles and caps must be ordered separately
- Available any quantity

| Item # | Description | Box Qty |
|--------|----------------|---------|
| GO16 | Bottle, 16 oz. | 12 |
| GO16C | Cap | 24 |


FastCap
Dripless Glue Bottle & Cap

- Spill-proof nozzle
- Vacuum valve keeps glue level high even when glue is running low
- Offers a perfect bead with a dripless end
- Works on vertical surfaces
- Wide mouth for easy filling
- Includes 2 different tips
- Available any quantity

| Item # | Description | Box Qty |
|--------|------------------|---------|
| FAGB4 | BabeBot, 4 oz. | 1 |
| FAGB16 | Glue-Bot, 16 oz. | 1 |



Polygun™ AE II Applicator

Polygun™ AE II Applicator

- Industrial grade 250 Watt PTC (Positive Temperature Coefficient) system ensures a consistent 400° (204°C) for application
- Adhesive for the TMAE2 is TM3792AE-12

| Item # | Description | Box Qty |
|--------|---|---------|
| TMAE2 | Jet-Melt Adhesives, 3 minute warm-up. Adhesive flow 4 lbs. per hour | 1 |



Jet-Melt™ Adhesives 3792

Jet-Melt™ Adhesives

- 100% solid, solvent free thermoplastic resins
- Assemblies can be moved immediately
- No space or energy consumed for drying
- Full boxes only

| Item # | Description | Color | Diameter | Cartridge Length | Box Qty |
|-------------|--------------------------|-------|----------|------------------|---------|
| TM3792-2 | Standard Adhesive | Clear | 5/8" | 2" | 11 lbs. |
| TM3792LM-2 | Low Temperature Adhesive | Clear | 5/8" | 2" | 11 lbs. |
| TM3792-8 | Standard Adhesive | Clear | 5/8" | 8" | 11 lbs. |
| TM3792LM-8 | Low Temperature Adhesive | Clear | 5/8" | 8" | 11 lbs. |
| TM3792AE-12 | Standard Adhesive | Clear | 5/8" | 12" | 11 lbs. |





FastCap
EPOXY BONDING THE EASY WAY

2 Part CA Adhesive Kit

- Kit includes: 2oz. Jel, 2oz. Thick and 2oz. Medium adhesives for bonding different surfaces, (2) 2oz. Activators for a fast, permanent bond, and a 2oz. Debonder for removing glue residues. All included in a hard shell carrying case
- Color: Clear

| Item # | Description | Box Qty |
|--------------------|----------------------|---------|
| FA2P10-KIT | 2P10 Kit | 1 |
| Kit Refills | | |
| FA2P10ACT2 | 2 oz. Activator | 1 |
| FA2P10THIN2 | 2 oz. Thin Adhesive | 1 |
| FA2P10MED2 | Medium Adhesive | 1 |
| FA2P10THICK2 | 2 oz. Thick Adhesive | 1 |
| FA2P10JEL2 | 2 oz. Jel Adhesive | 1 |
| FA2P10DEBONDER2 | 2 oz. Debonder | 1 |



2 Part CA (Super) Glue Kit

- Formulated for use with MDF
- Sets in 15 seconds.

| Item # | Description | Box Qty |
|---------|---|---------|
| UKMBKIT | 50g of adhesive and 200 ml of activator | 1 |



2 Part CA Adhesive Kit

- For use in production environments where contents will be used more quickly
- Color: Clear

| Item # | Description |
|---------------|--|
| FA2P10SOLDKIT | Activator 12 oz. & Thick Adhesive, 2 oz. |
| FA2P10THIN8 | Thin Adhesive, 8 oz. |
| FA2P10JEL8 | Jel Adhesive, 8 oz. |
| FA2P10THICK8 | Thick Adhesive, 8 oz. |
| FA2P10MED8 | Medium Adhesive, 8 oz. |
| FA2P10SOLOACT | Activator, 12 oz. |



3M

Pronto Instant Adhesive

- Industrial grade super glue
- High-strength, fast setting
- 5-40 seconds bonding
- Available any quantity

| Item # | Size | Color | Box Qty |
|----------|-------------|-------|---------|
| TMCA4-07 | 1oz. Bottle | Clear | 24 |



Conbond Contact Cement

- Dry time: 2 - 5 minutes
- Open Time: Up to 30 minutes
- Available any quantity

| Item # | Size | Color | Box Qty |
|----------|------------|-------|---------|
| CL69017C | 17 oz. Can | Clear | 12 |



Fastbond 30 NF Contact Cement

- Water-based
- Spray, roll, or brush apply
- Coverage: 800 square feet per gallon
- Bonding range: Up to 4 hours
- Available any quantity

| Item # | Size | Box Qty |
|--------------------------|----------------|---------|
| Color: Blue/Green | | |
| TMFB30NF-BG-Q12 | Quart | 12 |
| TMFB30NF-BG-G4 | Gallon | 4 |
| TMFB30NF-BG-5G | 5 Gallon Pail | 1 |
| TMFB30NF-BG-52G | 52 Gallon Drum | 1 |
| Color: Neutral | | |
| TMFB30NF-N-Q12 | Quart | 12 |
| TMFB30NF-N-G4 | Gallon | 4 |
| TMFB30NF-N-5G | 5 Gallon Pail | 1 |



Spray 90 High Strength Adhesive

- Industrial grade flammable contact cement
- Fast drying (1 to 2 minutes), fast bonding
- Available any quantity

| Item # | Description | Box Qty |
|-----------|------------------------------|---------|
| TMSPRAY90 | Clear, 24 oz. Adhesive Spray | 12 |



Hi-Temp Spray Adhesive

- Repositionable during assembly and bonds to metal, wood or plastic
- Holds temperatures up to 200 degrees
- Excellent heat and water resistance
- Bonding range (5 minutes to 1 hour)
- Available any quantity

| Item # | Description | Color | Box Qty |
|-------------|-------------|-------|---------|
| WW890910056 | 13 oz. Can | Clear | 12 |



SpeedTape

- SpeedTape is FastCap's high quality adhesive in a peel and stick roll
- Apply SpeedTape to your veneers and laminates, peel off the liner and stick it
- Available: 1", 1.5", 2" and 6.5" wide 50' rolls

| Item # | Description | Box Qty |
|-------------|-------------|---------|
| FASTAPE150 | 1" x 50' | 1 |
| FASTAPE1150 | 1.5" x 50' | 1 |
| FASTAPE250 | 2" x 50' | 1 |
| FASTAPE650 | 6.5" x 50' | 1 |



Aluminum Foil Tape

- Moisture and chemical resistant
- Thermally conductive
- Heat and light reflective
- Flame resistant
- Outdoor weatherable
- Vibration damping
- Available any quantity

| Item # | Description | Box Qty |
|---------|-------------|---------|
| MM425-2 | 2" x 60 yd. | 24 |




General Purpose Masking Tape

General Purpose Masking Tape

- Ideal for labeling, bundling, packaging, and non-critical painting applications
- Available any quantity of rolls

| Item # | Description | Box Qty |
|---------|-----------------|---------|
| MCMK401 | 3/4" x 60 yd. | 48 |
| MCMK402 | 1" x 60 yd. | 36 |
| MCMK403 | 1-1/2" x 60 yd. | 24 |
| MCMK404 | 2" x 60 yd. | 24 |





3M

Double-Sided Foam Tape

- Waterproof, self-adhesive (both sides) foam tape that is ideal for use on self-edge countertops by installing between the top and the backsplash, thereby eliminating the need for caulking and moulding along that seam
- Available any quantity

| Item # | Description | Box Qty |
|------------------|-----------------------------------|---------|
| MM4432-3/4-BLACK | 1/32" Thick x 3/4" Wide x 72 yds. | 12 |
| MM4432-3/4-WHITE | 1/32" Thick x 3/4" Wide x 72 yds. | 12 |



cantech

Strapping Tape

- A super-strong transparent fiberglass reinforced stain resistant polyester-backed tape
- Mirror finish very aggressive high shear adhesive
- Used for various closings, reinforcing, and bundling applications
- Available any quantity

| Item # | Description | Box Qty |
|-----------|----------------|---------|
| SF4181-50 | 1/2" x 60 yds. | 72 |
| SF4181-75 | 3/4" x 60 yds. | 48 |



3M

Tartan™ Utility Filament Tape

Tartan™ Utility Filament Tape

- General purpose strapping tape designed for light-duty strapping applications such as reinforcing boxes and bundling light items. It has a synthetic rubber-resin adhesive with good adhesion to most fiberboard surfaces, and a variety of plastic and metal surfaces. Abrasion and moisture resistant; allows printing and illustrations to be seen through the tape
- Available any quantity

| Item # | Description | Box Qty |
|------------|----------------|---------|
| MM8934-3/4 | 3/4" x 60 yds. | 48 |
| MM8934-1 | 1" x 60 yds. | 36 |


SEAMFIL
KAMPEL ENTERPRISES, INCORPORATED

Plastic Seam Filler Solids

- Cover up unsightly seams & joints w/ease & confidence
- Available any quantity

Standard Colors

| Item # | Color | Box Qty |
|--------|----------------|---------|
| KS901 | White, 1oz. | 12 |
| KS904 | Tan, 1oz. | 12 |
| KS913 | Brown, 1oz. | 12 |
| KS914 | Black, 1oz. | 12 |
| KS918 | Mahogany, 1oz. | 12 |
| KS931 | Maple, 1oz. | 12 |
| KS941 | Almond, 1oz. | 12 |

Formica® Matches (Note: Item # denotes Formica match i.e.: KS909F matches Formica 909 Black laminate)

| Item # | Color | Box Qty |
|---------|---------------------|---------|
| KS756F | Natural Maple, 1oz. | 12 |
| KS909F | Black, 1oz. | 12 |
| KS920F | Almond, 1oz. | 12 |
| KS921F | Birch, 1oz. | 12 |
| KS932F | Antique White, 1oz. | 12 |
| KS949F | White, 1oz. | 12 |
| KS5904F | Wild Cherry, 1oz. | 12 |


KAMPEL
ENTERPRISES, INCORPORATED

SF-99 Solvent

SF-99 Solvent

- For joint preparation and laminate-surface clean-up
- Available any quantity

| Item # | Description | Box Qty |
|---------|--------------|---------|
| KSSF99P | 1/2 Pint Can | 6 |
| KSSF99Q | Quarter Can | 6 |


KAMPEL
ENTERPRISES, INCORPORATED

Standard Seamfil Kit

- Contains one each of the following colors in 1 ounce tubes: 901 White, 902 Gray, 904 Tan, 913 Brown, 914 Black, 936 Yellow, 937 Red, 940 Orange, 941 Almond, 944 Retarder, 945 Green, 946 Blue
- Kit includes: Specially polished non-scratch putty knife and 1/2 pint of SF99 solvent

| Item # | Description | Box Qty |
|------------|------------------|---------|
| KSSTANDARD | 12 - 1 oz. Tubes | 1 |


KAMPEL
ENTERPRISES, INCORPORATED

Woodgrain Seamfil Kit

- Contains one each of the following colors in 1 ounce tubes: 1 oz. Tubes; 901 White, 913 Brown, 914 Black, 918 Mahogany, 931 Maple, 933 Teak, 935 Birch, 936 Yellow, 937 Red, 940 Orange, 942 Butcher Block, 949 Retarder
- **Kit includes:** Specially polished non-scratch putty knife and 1/2 pint of SF99 solvent

| Item # | Description | Box Qty |
|-------------|------------------|---------|
| KSWOODGRAIN | 12 - 1 oz. Tubes | 1 |



Würth Fill and Finish

- Won't shrink, crack or fall out
- Takes every stain and coating flawlessly
- Freeze and thaw stable – if it freezes just add hot water or put in a microwave for 30 seconds at a time until it softens
- No waste – unlimited shelf life
- Mixes with any oil or waterbase stain
- 8 oz. size

| Item # | Color/Species | Box Qty |
|-------------|-------------------------------|---------|
| WW89030611 | Alder | 24 |
| WW89030602 | American Cherry | 24 |
| WW89030601 | Brazilian Cherry | 24 |
| WW89030606 | Ebony | 24 |
| WW89030610 | Mahogany | 24 |
| WW89030603 | Maple/Beech/ Ash/Pine | 24 |
| WW89030604 | Natural Tint Base | 24 |
| WW89030605 | Red Oak | 24 |
| WW89030607 | Walnut | 24 |
| WW89030608 | White | 24 |
| WW89030609 | White Oak | 24 |
| WW89030610Z | 1 oz. Sample, color varies | 24 |



DAP® Blend Stick

| Item # | Description | Color | Box Qty |
|------------------------------|---------------|--------------|---------|
| DI4010 | .48 oz. Stick | Light Oak | 12 |
| DI4012 | .48 oz. Stick | Natural Oak | 12 |
| DI4020 | .48 oz. Stick | Pickled Oak | 12 |
| DI4022 | .48 oz. Stick | Red Oak | 12 |
| DI4028 | .48 oz. Stick | Light Maple | 12 |
| DI4030 | .48 oz. Stick | Maple | 12 |
| DI4032 | .48 oz. Stick | White | 12 |
| DI4038 | .48 oz. Stick | Cherry | 12 |
| DI4040 | .48 oz. Stick | Mahogany | 12 |
| DI4042 | .48 oz. Stick | Natural Pine | 12 |
| DI4048 | .48 oz. Stick | Walnut | 12 |
| DI4050 | .48 oz. Stick | Ebony | 12 |
| Blend Sticks - 4 Pack | | | |
| DI4080 | .48 oz. Stick | Light Wood | 12 |
| DI4083 | .48 oz. Stick | Dark Wood | 12 |
| DI4085 | .48 oz. Stick | Red Wood | 12 |



DAP® Caulks

| Item # | Description | Color | Box Qty |
|--------|-------------|-------|---------|
|--------|-------------|-------|---------|

Alex Plus Easy Acrylic Latex Caulk

| | | | |
|---------|----------|--------|----|
| DI18152 | 10.1 oz. | White | 12 |
| DI18156 | 10.1 oz. | Clear | 12 |
| DI18118 | 10.1 oz. | Gray | 12 |
| DI18120 | 10.1 oz. | Brown | 12 |
| DI18122 | 10.1 oz. | Tan | 12 |
| DI18126 | 10.1 oz. | Black | 12 |
| DI18130 | 10.1 oz. | Almond | 12 |

Dynaflex 230 Premium Elastomeric Latex

| | | | |
|---------|----------|-----------|----|
| DI18275 | 10.1 oz. | White | 12 |
| DI18304 | 10.1 oz. | Clear | 12 |
| DI18412 | 10.1 oz. | Cedar Tan | 12 |



8" Pine Shims

- Full boxes only

| Item # | Description | Box Qty |
|----------|---------------|---------|
| NGP8-120 | 8" Pine Shims | 120 |



8" Cedar Shims

- Full boxes only

| Item # | Description | Box Qty |
|---------|----------------|---------|
| NGC8-84 | 8" Cedar Shims | 84 |



8" Composite Shims

- 35% better load support than traditional wood
- No waste & waterproof
- No wood from the rain forest or endangered trees
- 100% wood waste recycled
- Full boxes only

| Item # | Description | Box Qty |
|----------|--------------------|---------|
| NGCP8-32 | 8" Composite Shims | 32 |



LaserJamb & Laser

With the ILM-XL Laser you can now have self-leveling horizontal and vertical lines exactly where you want them at the same time! This laser has a working range of 30' and is primarily used for interior on cabinets, flooring, walls, plumbing and wallpaper. Just imagine how easy your work will be with both hands free-never having to snap a chalk line again!



Features of FACST-58ILMXLLASER:

- Self leveling
- Horizontal and vertical beams
- Super bright 635nm laser diode
- Accurate to a (\pm) 1/8" at 30'

Features of FALJ3PRO-ILM:

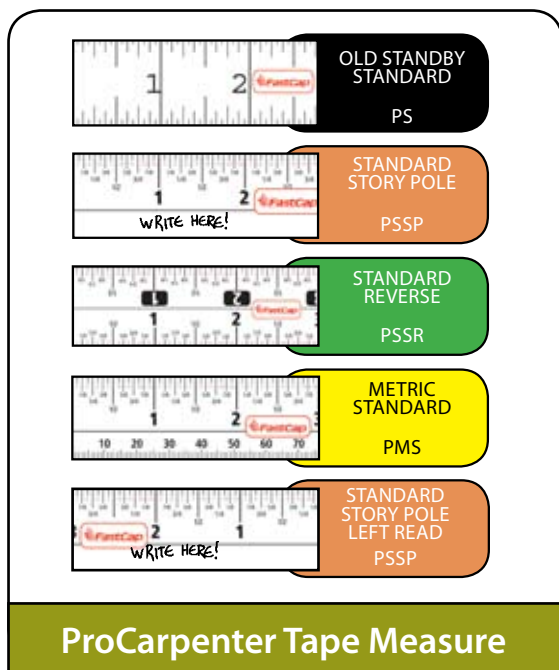
- Kit includes both Laser and Jamb

Features of FALJ3PRO-LASERJAMB:

- Adapts to any laser
- Reaches up to 12'
- Precision calibrated scale
- Adjustable sight glass
- Lifetime warranty

| Item # | Description | Box Qty |
|--------------------|---------------------------|---------|
| FACST-58ILMXLLASER | CST-58 ILM-XL Laser only | 1 |
| FALJ3PRO-LASERJAMB | LJ3PRO LAsErJamb only | 1 |
| FALJ3PRO-ILM | LJ3 PRO with ILM-XL Laser | 1 |





ProCarpenter Tape Measure

- Pencil sharpener & notepad
- Compact casing
- Lever action belt clip
- High contrast blade
- Dual locking system

| Item # | Description | Box Qty |
|--------------------------|-------------------------------|---------|
| FAPMS-16 | Metric/Standard, 16' | 1 |
| FAPSS-R-16 FAPSS-R-25 | Standard Reverse 16' & 25' | 1 |
| FAPSSP-16 FAPSSP-25 | Standard Story Pole 16' & 25' | 1 |
| FAPS-16 FAPS-25 | Old Standby 16' & 25' | 1 |
| FAPSSP-L-STICK12 | Peel and Stick PSSP Left 12' | 1 |
| FAPSSP-R-STICK12 | Peel and Stick PSSP Right 12' | 1 |



Belt Clip

- Never have torn pants from your tape measure again
- It clips easily over your pants or belt, and includes a built-in pencil sharpener
- May also be easily mounted to your workbench

| Item # | Box Qty |
|-------------|---------|
| FASPEEDCLIP | 1 |



AccuscribePro

- The AccuscribePro makes it easy to maintain a consistent scribe offset, staying parallel to the object surface every time
- Available any quantity

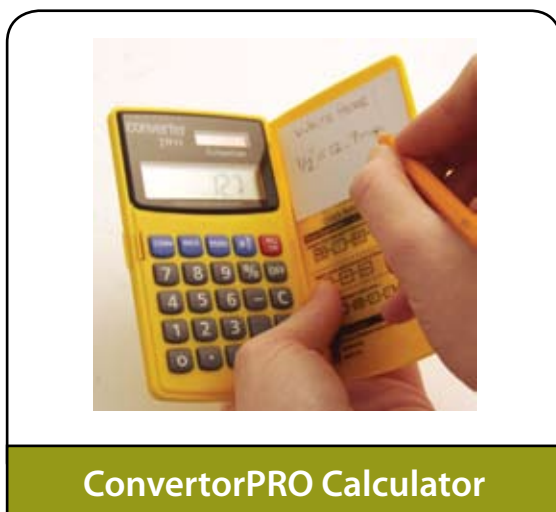
| Item # | Description | Box Qty |
|---------------|-------------|---------|
| FAACSCRIBEPRO | ScribeTool | 1 |



**Sumo Strap Cell Phone/
PDA Carrier**

The SumoStrap is the first truly universal cell phone case designed with durability for the trades person. It provides great protection for cell phones, PDA's, 2-way radios and more!

| Item # | Box Qty |
|-------------|---------|
| FASUMOSTRAP | 1 |



ConvertorPRO Calculator

ConverterPRO Calculator Professional Grade

- Easily convert between standard, metric and fractions in seconds
- The erasable notepad allows you to write down your notes and measurements

| Item # | Box Qty |
|----------------|---------|
| FACONVERTERPRO | 1 |



Black Ballistic Turner

- Rugged nylon design
- Available any quantity

| Item # | Description | Color | Box Qty |
|------------|------------------------|-------|---------|
| FABW-BLACK | Ballistic Nylon Turner | Black | 1 |



Black Ballistic Kilt

- Strategically placed pockets and compartments
- Rugged nylon design
- Available any quantity

| Item # | Description | Color | Box Qty |
|------------|----------------------|-------|---------|
| FABK-BLACK | Ballistic Nylon Kilt | Black | 1 |



Shop Apron

- Special apron design features straps that go over the shoulder rather than the neck, which puts the weight on your shoulders
- Professional design in Rugged nylon
- Available any quantity

| Item # | Description | Color | Box Qty |
|------------|-----------------------------|-------|---------|
| FABA-BLACK | Ballistic Nylon, Shop Apron | Black | 1 |



Shop Belts

- Strategically placed pockets and compartments
- Rugged nylon design
- Available any quantity

| Item # | Description | Color | Box Qty |
|------------|---------------------------|-------|---------|
| FABB-BLACK | Ballistic Nylon Shop Belt | Black | 1 |





Protective Masking Film

- Pressure sensitive protective masking film for use on laminate when moving or shipping
- Individually packed
- Note: Not recommended for high-gloss finishes

| Item # | Size | Box Qty |
|--------|------------|---------|
| MSCL24 | 24" x 600' | 1 |
| MSCL30 | 30" x 600' | 1 |
| MSCL36 | 36" x 600' | 1 |



Carton Sealing Tape & Dispenser

- SF-149: Economical utility tape for carton sealing. 1.8 mil polypropylene tape
- SF-150: Polypropylene film coated tape with a rubber resin adhesive, complies with UPS
- SF-214007: 2" (50 mm) tape width and up to 5 1/2" (140 mm) outside diameter
- Available any quantity

| Item # | Description | Box Qty |
|----------|------------------------------|---------------------|
| SF149 | 1.8 mil Box Carton Tape | 36 p/Case |
| SF150 | 2.0 mil Box Carton Tape | 36 p/Case |
| SF214007 | Tape Dispenser/Carton Sealer | Individually Packed |



Stretch Wrap

- Available any quantity, except * which is full boxes only

| Item # | Dimensions | Gauge | Box Qty |
|-------------|----------------|-------|---------|
| TH212 | 2-1/2" x 1000' | 80 | 18 |
| TH3-90 | 3" x 650' | 90 | 18 |
| TH3 | 3" x 1000' | 80 | 18 |
| THSFM050801 | 5" x 1000' | 80 | 12* |
| TH18 | 18" x 5000' | 80 | 4 |
| TH18-90 | 18" x 5000' | 90 | 4 |



Stretch Wrap Handle

- A one piece reusable plastic grip dispenser (TH-212H) is available for the 2 1/2" wide rolls
- For 18" wide rolls, we offer a lighter weight (2 1/4 lbs.), steel universal handle (TH-18W)
- Fits rolls from 12" to 18" wide
- Available any quantity

| Item # | Description | Box Qty |
|--------|---------------------------|---------|
| TH212H | 2-1/2" Handle | 1 |
| TH18W | 18" Stretchwrapper Handle | 1 |



Furniture Pads

- Pad is well made and very durable
- Mixed color fabrics are all solid colors on both sides
- Plumply filled and double-stitched all the way around, the one-inch zig-zag stitching prevents the filling from shifting
- Available any quantity

| Item # | Size | Box Qty |
|--------|-----------|---------|
| FP9 | 72" x 80" | 6 |



Moving Rubber Bands

- These bands are 1" Wide, strong and durable
- Stretch to the desired size to hold van pads on cabinets, furniture or appliances

| Item # | Size | Box Qty |
|-----------|------------|---------|
| FP307M-61 | 1"W x 61"L | 12 |



Tie Webbing

Tie Webbing

- Holds shipments securely in position, yet its soft finish will not cause burns
- It is pliable, easily tied in knots, superior to rope for fastening down cabinets, furniture or appliances

| Item # | Size | Box Qty |
|--------|------------------|---------|
| FP306 | 2"W x 100' Rolls | 5 Rolls |



1000 lb. Load Rating Dolly

- 4" Non-Marking Casters
- Ball bearing wheels for smooth rolling
- Wider frame for heavy duty

| Item # | Description | Box Qty |
|-------------|--|---------|
| CCDL41931MS | Carpet Covered, 19" x 31", 1000 lbs. Load Rating | 1 |



700 lb. Load Rating Dolly

- 3" Rubber Casters
- Double bearing raceway in the yoke
- Protective guard around bearings prevent debris buildup for longer life

| Item # | Description | Box Qty |
|------------|---|---------|
| CCDL-31830 | Carpet Covered, 18" x 30", 700 lbs. Load Rating | 1 |



SpeedDollie Folding

SpeedDollie Folding

- Fast, easy and compact enough to maneuver in tight spaces
- Made of durable aluminum with non-marring rubber wheels
- Light weight and compact
- Folds down to 13.5" x 14.5" x 3.5"
- Individually packed

| Item # | Description | Box Qty |
|----------|--|---------|
| FADOLLIE | 13.5" x 14.5" x 3.5", 250 Lb. capacity | 1 |



Super Spray Degreaser

Cuts heavy grease and soil on tools, equipment, shop machinery, garage floors, asphalt and more!

- Note: Use on cold surfaces only.
- Available any quantity

| Item # | Description | Box Qty |
|----------|-------------|---------|
| WW890910 | 25 oz. | 12 |



Super Spray All

- Excellent performance on laminates; free-rinsing formula leaves no residue
- Safe for use on metal, plastic and rubber
- Helps prevent oil from contaminating wood finishes when used to degrease lumber handling equipment
- Removes pitch buildup on blades
- Removes lubricants
- Cleans up acrylic and water based paints and finishes
- Available any quantity

| Item # | Size | Box Qty |
|-----------|----------|---------|
| WW890909 | 32 oz. | 12 |
| WW8909095 | 5 gallon | 1 |



Pitch & Resin Remover

Paper Products & Wipes

Developed for woodworkers who need an easy way to clean their abrasive belts and cutting tools.

- Water based
- Non-flammable
- Excellent for removing pitch build-up on blades, router bits, files and sanding belts
- Available any quantity

| Item # | Description | Box Qty |
|------------|-------------|---------|
| WW1893011 | 32 oz. | 1 |
| WW1893011G | 1 Gallon | 4 |





Citrus Base Industrial Cleaner

Silicone free, powerful degreaser and deodorizer emulsifies greases and oils without the use of harsh acids, alkalines or petroleum solvents.

- Powerful organic citrus concentrate
- Available any quantity

| Item # | Description | Box Qty |
|----------|------------------------|---------|
| WW893140 | 15 fl. oz. Aerosol Can | 6 |

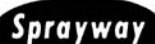


Citrus Base Industrial Cleaner

A multi-purpose cleaner dissolves and flushes away dirt, grease, tar, on most non-curing adhesive films.

- Contains no petroleum distillates
- Can be used to clean and degrease metal parts, motors, tools, printing presses, concrete
- Contains no methylene chloride, 1, 1, 1-trichloroethane or chlorofluorocarbons
- Available any quantity

| Item # | Description | Box Qty |
|---------|------------------------|---------|
| TM76394 | 24 fl. oz. Aerosol Can | 2 |




Crazy Cleaner All Purpose Cleaner

Multi-purpose cleaner for glass/mirror handlers, industrial maintenance, or sign/display tradesmen

- Clinging foam cleans and deodorizes
- Removes hand prints, scuff and crayon marks, grease spots, soot stains and smoke film
- Available any quantity

| Item # | Description | Box Qty |
|--------|------------------------|---------|
| SA30 | 16 fl. oz. Aerosol Can | 12 |



Saw Cleaner

Created with the hardware professional and woodworking tradesman in mind

- Quickly cleans saws, router bits & shaper cutters
- Safe to use on carbide, high-speed steel, stainless steel and cast iron surfaces
- Available any quantity

| Item # | Description | Box Qty |
|--------|-----------------------|---------|
| SA836 | 8 fl. oz. Aerosol Can | 12 |



Hand Cleaner EZ Wipes

Convenient, portable, one-step/time-saving waterless hand cleaner saves on washroom visits. Clean hands improve the quality of workmanship. Wipes are disposable. May be used on hands, tools, and machinery. This is an abrasive cleaning system with skin-soothing agents and is residue free. Product has a clean, citrus fragrance.

- Available any quantity of containers

| Item # | Description | Box Qty |
|----------|--------------------------|---------|
| WW890900 | Qty 70 – 10" x 12" Wipes | 6 |



Hand Cleaner Towels

Hand cleaner towels in a convenient bucket for industrial finishing applications. Scrubs are pre-moistened, heavy duty hand cleaner towels. Scrubs powerful, safe, patented citrus-based formula works together with an absorbent, non-scratching abrasive hand cleaner towels for proven performance. Binks scrubs easily removes soil from the user's hands and leaves them clean and conditioned.

- One step cleaning process
- Will not re-transfer soils onto hands
- Softens hands

Quickly Removes Most: Paints, Urethanes, Solvents, Catalysts, Resins, Gel coats, Adhesives, Sealants, Inks, Lubricants/oil

Also for Use On: Equipment, Tools, Metal, Vinyl, Work Surfaces, Composites, Plastics

Full buckets only.

| Item # | Description | Box Qty |
|-----------|----------------------|----------|
| BN29-3100 | 72 Towels Per Bucket | 1 Bucket |



Hand Cleaner PX3 Concentrated Formula

- Concentrated formula
- Safe for sensitive skin
- Low PH level
- Removes varnish, ink, paint and other hard to remove materials from hands
- Does not contain any harmful phosphates, alkalines, or acids
- Available any quantity

| Item # | Description | Box Qty |
|-----------|-------------------------|---------|
| WW8939010 | 16 fl. oz. Hand Cleaner | 12 |



Hand Cleaners Citrus Based

Cleans and protects at the same time, contains pumice. Cleans dirty hands gently and thoroughly protects and regenerates the skin due to the Dermatin skin protection. Citrus base, prevents skin irritation. Environmentally friendly, does not block drains. Pleasant scent. Alkali-free, free of silicone oil. Optional pressure pump available for easy dispensing. Also works well for removing sawblade residue from melamine.

Note: Hand Cleaner Kit contains 6 gallons of hand cleaner and 1 pressure pump.

Packing: Cleaner: 6 gallons per case. Available any quantity.

Kit Contains: 6 gallons with 1 pump.

- Available any quantity of kits

| Item # | Description |
|-----------|----------------------|
| WW893900 | Cleaner Only |
| WW893900K | Cleaner And Pump Kit |
| WW8939011 | Pump Only |





Paper Products & Wipes

- Ideal wiping cloth for painting or staining
- Lint free, bleached natural cotton T-shirt material
- Packing: Full boxes only

| Item # | Description | Color | Box Qty |
|----------|----------------------------|------------------|---------|
| AY455-10 | 18" x 18", Cotton T-Shirts | Bleached (White) | 10 lbs. |
| AY455-25 | 18" x 18", Cotton T-Shirts | Bleached (White) | 25 lbs. |



Paper Products & Wipes

- Ideal wiping cloth for cleaning up solvents, stain, paint, and to be used as a general purpose wiping cloth around the shop
- Cotton sweat shirt material will not bleed, very absorbent
- Packing: Full boxes only

| Item # | Description | Color | Box Qty |
|----------|----------------------------|-------------------|------------|
| AY133-25 | 18" x 18", Cotton T-Shirts | Various, No White | 25 lb. Box |



Paper Products & Wipes ToolWorks™

Compact and portable "toolbox" packaging with carrying handle protects unused wipers. Perfect for trucks, workstations or shops.

- Scrim - Reinforced material is made from layers of absorbent cellulose tissue laminated with an inner ply of cross-mesh scrim. This product is highly absorbent fabric with extra-strength for increased usability. Resists tearing during applications, low-linting
- Full boxes only

| Item # | Description | Box Qty |
|---------|--------------|---------|
| AYC6000 | Scrim Wipers | 100 |



Reclaimed Rags

- Ideal for clean-up and miscellaneous jobs in the shop. Lint free, recycled rags are cotton sweatshirt and t-shirt material
- Industrial grade
- Packing: Full boxes only

| Item # | Description | Color | Box Qty |
|----------|--------------------------------|---------|------------|
| AY340-10 | Various Sizes, Cotton T-Shirts | Various | 10 lb. Box |
| AY340-25 | Various Sizes, Cotton T-Shirts | Various | 25 lb. Box |



Paper Towels & Dispenser

- Dispensers: Gray plastic dispenser will not rust or corrode. Quick and easy to load. Fits all our stock (and most other manufacturers) center pull rolls. 10.5" H x 9.875" W x 10" D
- Paper Towels: 2 ply wiping towel. Embossed for absorbency. Use in washrooms as a premium hand towel or work areas as a medium duty wiper
- Approximately 470 wipes per roll
- Packing: Dispensers are individually packed. Towels full boxes only.

| Item # | Description | Box Qty |
|----------|-----------------------|---------|
| AX540-50 | Center Pull Dispenser | 1 |
| AX440-00 | Paper Towels | 6 |



Paper Products & Wipes, DRC

- Bonded cellulose material used for general shop clean-up. AY7545 (40# weight) works well with water and solvents; AY7555 (52# weight) is used for staining and heavier duty clean-up.
- Note: These center pull rolls will fit standard size tork dispensers
- Approximately 250 wipes per roll. Available any quantity of rolls

| Item # | Description | Box Qty |
|--------|-------------|---------|
| AY7545 | 9" x 325' | 2 |
| AY7555 | 9" x 275' | 2 |



Toilet Paper

Toilet Paper

- Good quality toilet tissue stocked in standard and jumbo size rolls
- Full box only

| Item # | Description | Box Qty |
|----------|---------------------------------------|---------|
| AX1PAW | 1 Ply, 1000 Sheets Per Roll | 12 |
| AX2PAW | 2 Ply, 500 Sheets Per Roll | 12 |
| AX127-90 | 2 Ply, Jumbo Size Roll, 3.7" x 1000'L | 8 |

Closet Essentials

Baer Supply Company



Disposable Polyethylene Gloves

- Ideal for staining, low cost, high quality polyethylene glove
- Fits either hand
- Full boxes only

| Item # | Size | Box Qty |
|--------|-------|---------|
| GLH99L | Large | 100 |



Powdered Disposable Gloves

- Made of natural latex
- Pre-powdered with corn starch
- Translucent white
- Full boxes only

| Item # | Size | Box Qty |
|------------|---------|---------|
| WW89946002 | Medium | 100 |
| WW89946003 | Large | 100 |
| WW89946004 | X-Large | 100 |



Disposable Gloves

Latex disposable glove, fits either hand, size large, 0.005 thick (5mil), 10" long. Ideal for those messy jobs such as staining and finishing; use them and throw them away.

- Full boxes only

| Item # | Size | Box Qty |
|----------|--------|---------|
| GLT6336M | Medium | 100 |
| GLT6336L | Large | 100 |



Disposable Nitrile Gloves

High-quality 100% nitrile gloves are extremely durable while still allowing sensitive touch. Powder free, solvent resistant, ambidextrous.

- Full boxes only

| Item # | Size | Box Qty |
|--------------|---------------|---------|
| WW1899440102 | Medium | 100 |
| WW1899440103 | Large | 100 |
| WW1899440104 | Extra Large | 100 |
| WW1899440105 | 2 Extra Large | 100 |



Chemi-Pro Neoprene Over Latex

- Longer than normal 13" length
- 100% cotton flocked lining
- Gauge .028"
- Chemical Resistance: Acids, alcohols, animal fats, caustics, salts, petroleum based solvents, detergents and ketones. (MEK)
- Available any quantity of pairs

| Item # | Size/Color | Box Qty |
|----------|----------------|----------|
| GL224-10 | 10/Blue-Yellow | 12 Pairs |



Industrial Glove

- Ideal for use with all types of contact cement, solvents, acids
- Heavy weight, 14" elbow length, black rubber with rolled edge
- Available any quantity of pairs

| Item # | Size/Gauge | Box Qty |
|-----------|---------------------|----------|
| GL8014-11 | Size 11/.050 - .060 | 12 Pairs |



Canvas Style Glove

- Ideal for handling particleboard, MDF, melamine board or any material that is slippery
- The palm and thumb are covered with plastic dots that ensure a good grip
- Available any quantity of pairs

| Item # | Description | Box Qty |
|--------|--------------------|----------|
| GLT30P | Canvas Style Glove | 12 Pairs |



PR88 Hand Protectors

- Protects skin from grease, oil, paint, varnish, PVC adhesives, gasoline, fiberglass, and solvents
- Applying to hands before work provides protection while working
- Cutaneous respiration remains unimpeded
- Can only be washed off with water
- Contains skin care agents and is dermatologically proven to be non-toxic and non-allergenic
- Available any quantity

| Item # | Size | Box Qty |
|--------|---------|---------|
| HP100 | 1 liter | 12 |

Closet Essentials

Baer Supply Company




Dust/Mist Respirators

- Protects from particles produced by sanding wood/plastic/metal, cutting concrete/bricks, installing fiberglass and sanding drywall
- Not for use in spray-paint operations or as protection against toxic dusts, mists, gases or vapors
- Excellent face fit via dual straps, lightweight, excellent filtration capacity
- NIOSH approved for woodworking

Packing: Full boxes only

| Item # | Description | Box Qty |
|---------|-----------------------|------------------------------|
| SQ50222 | Dust/Mist Respirators | 20 per Box - 240 per Case |



Pocket Dust Mask - Reusable

- Fully adjustable nosepiece
- Easy breathe valve
- Super thick multi-layer filtration membrane
- Fits flat in your pocket
- Resealable bag
- Easy dispensing box contains 10 masks

| Item # | Description |
|-------------|----------------------|
| FAMXVPOCKET | MXV Pocket Dust Mask |



Particulate Respirator

- Lightweight
- M-noseclip
- Comfortable closed cell nose foam

Suggested Applications:

Grinding, sanding, sweeping, bagging, and other dusty operations.

| Item # | Description | Box Qty |
|--------|------------------------|----------------------------|
| MM8511 | Particulate Respirator | 10 per Box - 8 per Case |




8991 Series Dust Masks

Effectively protects against non-toxic particles but offers no protection against fine dust or particles that could be harmful or poisonous, or against gases and vapors.

- Very light, weighs only 5 grams
- Flame-resistant
- Adjustable nose-piece
- NOT NIOSH approved

Packing: Full boxes only

| Item # | Description | Box Qty |
|--------|-----------------------|---------|
| WW8991 | 8991 Series Dust Mask | 50 |



Half Face Respirator

- Can be adjusted for individual fitting with a swept back design of the cartridges, improving balance and visibility
- Ready for use, the MM6211 includes a vapor cartridge (MM6001), a pre-filter (MM5N11), and a filter retainer (MM501)
- Available any quantity

| Item # | Size | Box Qty |
|--------|--------|---------|
| MM6211 | Medium | 4 |



Replacement Vapor Cartridge

- P100 Particulate Filters
- Packed 2/pack
- Available any quantity of packs

| Item # | Description | Box Qty |
|--------|------------------------------------|----------------|
| MM6001 | Replacement Vapor Cartridge - 6000 | 30 Pks per Box |



Particulate Filter

- Replacement Particulate Filter for 5000 or 6000 Series Respirators
- Use with 3M™ filter retainer 501
- NIOSH Approved for environments containing Non-Oil based particles
- Full boxes only

| Item # | Description | Box Qty |
|---------|-------------------------------------|------------|
| MM5N11 | Filter for non-oil based particles | 10 per Box |
| MM07194 | Filter for petroleum based finishes | 10 per Box |



Replacement Filter Retainer

- For use on 3M® half face piece respirators, 5000 and 6000 series with the 3M® 5N11 and 5P71 filters

Packing: Full boxes only

| Item # | Description | Box Qty |
|--------|-----------------------------|----------------------------|
| MM501 | Replacement Filter Retainer | 20 per Box 100 per Case |




BINKS

Respirators Millenium 3000 Series

- Superior protection against organic vapors, fumes, dusts and mists
- Heavy duty silicone and metal face-piece for increased durability and comfort
- Adjustable, heavy duty straps and head band
- Maximum serviceability - fully serviceable with a Tune-up kit
- Full cards only

| Item # | Description | Per Card | Cards per Box |
|-----------|-----------------------|----------|---------------|
| BN40-128 | Respirator | 1 | 1 |
| BN40-1921 | Replacement Cartridge | 2 | 10 |
| BN40-1924 | Pre-Filter | 10 | 10 |


AO Safety

Dual Cartridge Respirator

Dual Cartridge Respirator

- Soft, comfortable rubber facepiece
- Non-slip, adjustable cradle suspension
- Cartridge contains charcoal which absorbs vapors

Recommended for protection against:

- Organic vapors and sprays associated w/paint and pesticide spraying
- Solvents / glues / thinners
- Non-lead based paints
- Non-asbestos insulation materials
- NIOSH approval no. TC-84A-1623
- Available any quantity of packs

| Item # | Description | Box Qty |
|---------|-----------------|---------|
| SQ95115 | Respirator | 10 |
| SQ95087 | Repl. Cartridge | 10 |


3M

Half Face-Piece Respirator

- Lightweight design with cradle suspension
- P951 certain organic vapors
- 3M recommended for paint spray applications where concentrations do not exceed 10X the PEL or applicable govt. standard
- Available any quantity

| Item # | Size | Box Qty |
|---------|--------|---------|
| MM52P71 | Medium | 12 |
| MM53P71 | Large | 12 |



Face Shields

- All plastic (no metal parts) with extra wide clear window
- Adjustable for all head sizes
- Window pivots, allowing worker to raise or lower as required
- Shield is 17" x 8" x .060"
- Meets ANSI Z87.1-1989 and complies with OSHA requirements for industrial eye protection
- Safety glasses should always be used when wearing a faceshield
- Available any quantity

| Item # | Description | Box Qty |
|---------|-------------|---------|
| SQ90028 | Face Shield | 10 |



Protective Helmets

- Nylon suspension with pin-lock adjustment
- Penetration, impact, chemical, and voltage-resistant
- Rain trough design prevents water from running down neck
- Fully adjustable for head sizes 6-1/2 to 8, 4-point construction with built-in nape strap
- Weighs only 11-1/2 oz.
- Meets ANSI Z89.1-1997, type 1, class C, G and E
- Available any quantity

| Item # | Description | Box Qty |
|---------|--------------------------|---------|
| SQ90028 | Protective Helmet, White | 10 |





Magnifying Safety Glasses

- Ultra comfortable with adjustable arm length
- Shatterproof wrap-around lenses
- Reinforced temples
- Anti-fog coating

| Item # | Lens Color | Diopter Strength |
|------------|------------|------------------|
| FASGMAG1.5 | Clear | +1.5 |
| FASGMAG2.0 | Clear | +2.0 |
| FASGMAG2.5 | Clear | +2.5 |
| FASGMAG3.0 | Clear | +3.0 |



Tour-Guard III Visitor Spectacles

- Distortion-free lenses that are very lightweight and can be worn over prescription eyeglasses
- Has wrap-around side shields and anti-glare brow guard
- Available any quantity

| Item # | Box Qty |
|---------|---------|
| SQ41120 | 12 |



FastCap Safety Glasses

- Durable shatter-proof, wrap-around lenses
- Rubber bridge piece
- Individually packed

| Item # | Lens Color |
|-----------------|------------------|
| FASGAF-A510 | Amber, Anti-Fog |
| FASGAf-P510 | Clear, Anti-Fog |
| FASGM510-MIRROR | Mirror |
| FASGAF-T510 | Tinted, Anti-Fog |



X-Factor™ Protective Eyewear

- **SQ90958** - Semi-rimless, dual light-silver mirror lens design conforms to the face. Soft nose piece and adjustable temples allow maximum flexibility and comfort. Hard coated to resist scratching. Comfortable and lightweight
- **SQ90950** - Same features as above, but with clear lenses that offer 99.9% UV protection
- Available any quantity

| Item # | Lens Color | Box Qty |
|---------|---------------|---------|
| SQ90950 | Clear | 10 |
| SQ90958 | Silver Mirror | 10 |



Fectoid™ Wrap-Around Glasses

- Exceptionally lightweight, comfortable safety glasses
- With Duralite, clear polycarbonate lens, unsightly parting lines and side shields have been eliminated
- View the entire work area with no distraction, dissolution or obstruction
- Available any quantity

| Item # | Box Qty |
|---------|---------|
| SQ90750 | 10 |



Safety Goggles - Clear

- Comfortable
- Adjustable arm length
- Shatterproof wrap-around lenses
- Reinforced temples
- Quality construction

| Item # | Lens Color |
|----------------|-----------------|
| FASGAF-GOGGLES | Clear, Anti-Fog |



Flexible Cover Goggles

Flexible Cover Goggles

- Soft vinyl frame with perforations for maximum ventilation
- Has optical quality with distortion-free polycarbonate lenses
- Clear body and clear lens that will even fit over prescription eyeglasses
- Available any quantity

| Item # | Lens Color | Box Qty |
|---------|------------|---------|
| SQ91251 | Clear | 10 |



Hearing Protectors

- Swivel earcup construction assures multiple position universal fit
- Headband can be positioned over-the-head, under-the-chin, or behind neck
- Lightweight (9 oz)
- Boasts some of the highest Noise Reduction Ratings (NRR) in the industry. Tested in accordance with ANSI standard S3. 19 -1974 Noise Reduction Ratio: 20 dB
- Available any quantity

| Item # | Description | Box Qty |
|---------|--------------------|---------|
| SQ90540 | Hearing Protectors | 6 |



Earmuff Protectors

- Twin cups minimize resonance thus achieving maximum high/low frequency attenuation
- The result is an upper attenuator which surrounds the ear, offering highly effective protection, low weight and optimal comfort
- Tested in accordance with ANSI standard S3 19-1974. Noise Reduction Ratio: 29 dB
- Available any quantity

| Item # | Description | Box Qty |
|---------|--------------------|---------|
| SQ90561 | Earmuff Protectors | 6 |



Electronic Earmuffs

Electronic Earmuffs

- LED power indicator
- On/Off switch with volume control
- Built-in microphone amplifies low level sound
- Eliminates noise over 85db
- Comfortable ear cushions and headband
- Meets ANSI specifications: ANSI S3.19-1974 (R1990)
- Powered by 2 AA batteries (not included)
- Packing: 10 per box
- Available any quantity

| Item # | Description |
|--------------|---------------------|
| WW1899300500 | Electronic Earmuffs |



Reflex™ Hearing Protectors

- Unique "swiveling pod arms" for proper fit
- Offers multiple wearing positions; store around neck when not in use
- Soft foam plugs are washable and replaceable
- Available any quantity

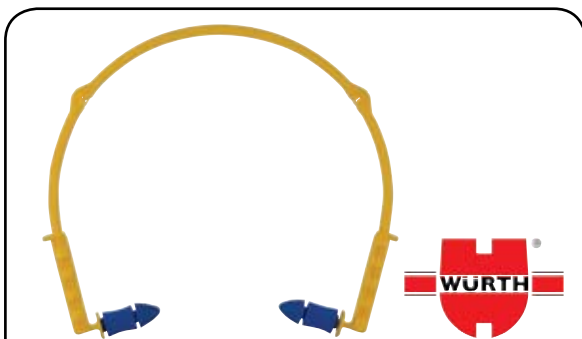
| Item # | Description | Box Qty |
|---------|--------------------|---------|
| SQ90537 | Hearing Protectors | 20 |
| SQ90538 | Repl. Pads | 20 |



Foam Ear Plugs

- Rolls down small for easy insertion and fit for small ear canals. NRR 28 dB
- New softer formulation for improved comfort
- Full boxes only

| Item # | Description | Pair per Box |
|---------|------------------------|--------------|
| MM29009 | Ear plugs w/cord | 100 |
| MM29008 | Ear plugs without/cord | 200 |



Ear Plugs - Band Style

Ear Plugs - Band Style

- Suitable for frequently changing noise areas
- Telescopic headband accommodates three wearing positions
- Active hinge allows ear plugs to fold into pocket size for convenient storage
- High visibility headband
- Replacement plugs sold separately
- Individually packed

| Item # | Description | UM |
|-------------|-------------------|----|
| WW899300301 | Banded Ear Plugs | EA |
| WW899300302 | Replacement Plugs | EA |



Industrial First Aid Kit

This kit holds a selection of 20 different types of quality first aid items. Equipped with a carrying handle and latches. Includes hangers for wall mounting.

Kit includes:

- 1" x 3" strips (60)
- Adhesive tape, 1/2" x 5 yds. (1)
- 2" gauze bandage (1)
- 4" gauze bandage (1)
- 3" x 3" gauze pads (5)
- Eye pads (2)
- 5" x 9" large wound pad (1)
- PVP iodine prep pads (3)
- Sting relief pads (3)
- Alcohol prep pads (12)
- 1 oz. eye flush (1)
- First aid/burn cream packets (6)
- Forceps (1)
- Scissors (1)
- First aid instructions (1)
- Latex exam gloves (4)
- Cold pack (1)
- Triangular bandage (1)
- Major wound bandage and compress (1)
- CPR barrier (1)
- Individually packed

| Item # | Description | Box Qty |
|---------|--------------------------|---------|
| SQ94507 | Industrial First Aid Kit | 1 |



Professional 50 Person First Aid Kit

The case is gasketed so it is moisture, dust and waterproof, it has wall mounting brackets as well as a carrying handle and latch. Strong piano hinge permits the cover to be used as a shelf when open.

Kit includes:

- 1" x 3" strips, 60's (1)
 - 3" gauze pads, 25/box (10)
 - 4" gauze pads, 25/box (10)
 - 8" x 10" compress (1)
 - 5" x 9" combine pads (2)
 - 40" triangular bandage (1)
 - 2" gauze bandage (4)
 - 4" gauze bandage (1)
 - Eye flush, 1 oz. (1)
 - Eye pads (4)
 - 1/2" tape (1)
 - Alcohol wipes (24)
 - PVP wipes, 10/box (6)
 - First aid / burn cream packets (12)
 - Scissors (1)
 - Forceps (1)
 - Sting wipes (6)
 - Cold pack, bulk (1)
 - Latex exam gloves (4)
 - First aid instructions (1)
- Meets ANSI Z308.1-1998 standard
- Individually packed

| Item # | Description | Box Qty |
|--------|--------------------------------------|---------|
| SQ534 | Professional 50 Person First Aid Kit | 1 |





5 Gallon Hand Pump

This pump will eliminate lifting and pouring of heavy gallon pails. The hypalon valves and seals easily pump alkalis, detergents, etc. Ideal for use with white or yellow glue for filling up glue bottles. Delivers up to 8 oz. per stroke. Durable PVC construction for reliable operation. Comes with 7/16" I.D. x 9" clear PVC hose.

Specifications: Supplied with adaptor for Flexspout® Jr. pail covers.

- Individually packed

| Item # | Description |
|--------|--------------------|
| DE18P | 5 Gallon Hand Pump |



55 Gallon Drum Hand Pump

Dependable stroke pump is self priming with 1 gallon in six strokes. Sturdy PVC construction with Viton® valves and seals. It will handle most corrosives, acids, chemicals, and is ideal for use with white or yellow glues. Not for use with acetone, carbon tet, lacquer thinner, toluene/toluol or trichlor.

Specifications: Supplied with 2" NPT adaptor for steel or poly drums and 6' hose.

- Individually packed

| Item # | Description |
|---------|--------------------------|
| DE236S6 | 55 Gallon Drum Hand Pump |



Plastic Drum Faucet

Plastic Drum Faucet

Virgin, metallic gold polyethylene faucet with EPT gasket handles viscous liquids. Ideal for use with white or yellow glues. Smooth, instant on/off control. Installs without a wrench. Will empty a 55 gallon drum in 3 minutes.

Specifications: 2" NPT inlet.

- Individually packed

| Item # | Description |
|--------|---------------------|
| DE700P | Plastic Drum Faucet |



Empty Tin Coated Steel Cans

Empty Tin Coated Steel Cans

- Empty tin coated steel cans supplied with friction top lids without handles
- Suitable for safe storage of most liquids
- Available any quantity

| Item # | Size | Box Qty |
|--------|--------|---------|
| DE1736 | Pint | 36 |
| DE2720 | Quart | 24 |
| DE4780 | Gallon | 12 |



Oil Waste Cans - General Use

Oil Waste Cans - General Use

- OSHA compliant
- Specially designed lid
- Carry handle for portability
- Rugged, galvanized steel body with reinforcing ribs
- Trilingual safety label reduces miscommunication
- Round construction and raised, flow-through base dissipates heat
- Popular foot-operated models leave hands free
Cover snaps shut when pedal is released
- One-piece cover facilitates use of disposal collection bags

| Item # | Description & Capacity | Outer Diameter | Approve/List Regulation |
|--------|--|-----------------------|--|
| JM9200 | 2 Gal Countertop Oil Waste Can | 9-5/8"D x 9-1/8"H | Factory Mutual |
| JM9300 | 10 Gal Oil Waste Can w/Foot Operated Cover | 13-15/16"D x 18-1/4"H | Factory Mutual, Underwrites Laboratories |



Dispenser Cans For Hazardous Liquids

Dispenser Cans For Hazardous Liquids

- Brass valves are FM-approved and recommended for flammables
- Outer Diameter x Height: 4" x 10-1/2"
- Spout Opening ID: 1/4"
- Approv./Lstg. Regulation: FM

| Item # | Description |
|---------|-----------------------------------|
| JM14010 | 1 Quart Nonmetallic Dispenser Can |





JUSTRITE®

Safety Cans, Type I Flammables

- Fully compliant - meets OSHA & NFPA code 30
- Self-closing lid controls vapors and spills
- Dual-density flame arrester dissipates heat to prevent flashback ignition
- Leakproof, positive pressure relief cap automatically vents to prevent rupture or explosion
- 24-gauge coated steel construction, with reinforcing ribs
- Warning label in English/Spanish/French
- **Outer Diameter:** 7-1/4"D x 11-1/2"H
- **Approved/Listed Regulation:** FM, UL, ULC

| Item # | Description |
|---------|---------------------------|
| JM10301 | 1 Gallon Steel Safety Can |



L.B. Plastics

Vinyl Matting Anti-Fatigue

- Reduces leg, back and foot fatigue, reduces noise, promotes job efficiency and effectiveness
- Superior electrical insulation
- Waterproof
- Resists oils and grease
- Available any quantity of feet

| Item # | Size | Color | Box Qty |
|---------|---------------|---------------|---------|
| PEFM3-O | 36" W x 40' L | Safety Orange | 40 Ft. |



JUSTRITE®

Plunger Cans For Hazardous Liquids

Plunger cans help quickly and easily moisten cleaning cloths or swabs. Pushing down on the brass pump assembly fills upper pan with a measured amount of liquid for moistening. Surplus liquid drains safely back into reservoir. The perforated pan screen serves as a flame arrester. Top rims have molded edge protectors for smooth, trouble-free moistening. Available in corrosion resistant, high density polyethylene or rugged 24-gauge steel construction. Steel cans are finished in a tough, chemical resistant powder paint and are backed by an industry exclusive ten-year limited warranty.

Dasher Assembly: Steel

Plunger Assembly: Brass

Dasher Diameter: 5"

Outer Diameter x Height: 7-1/4" x 6-1/2"

Approved/Lstg. Regulation: FM

| Item # | Description |
|---------|---------------------------|
| JM10108 | 1 Quart Steel Plunger Can |



Roller Baskets 14"

Note: Full box quantity only

14" Deep Pull-Out Baskets

| Item # | Size | Finish | Box Qty |
|-------------------|--------------------|--------|---------|
| 6" Height | | | |
| NC150451350S | 6"H x 18"W x 14"D | Silver | 10 |
| NC150600350S | 6"H x 24"W x 14"D | Silver | 10 |
| NC150752350S | 6"H x 30"W x 14"D | Silver | 10 |
| NC150451350W | 6"H x 18"W x 14"D | White | 10 |
| NC150600350W | 6"H x 24"W x 14"D | White | 10 |
| NC150752350W | 6"H x 30"W x 14"D | White | 10 |
| 13" Height | | | |
| NC330451350S | 13"H x 18"W x 14"D | Silver | 10 |
| NC330600350S | 13"H x 24"W x 14"D | Silver | 10 |
| NC330752350S | 13"H x 30"W x 14"D | Silver | 10 |
| NC330451350W | 13"H x 18"W x 14"D | White | 10 |
| NC330600350W | 13"H x 24"W x 14"D | White | 10 |
| NC330752350W | 13"H x 30"W x 14"D | White | 10 |
| 17" Height | | | |
| NC430451350S | 17"H x 18"W x 14"D | Silver | 10 |
| NC430600350S | 17"H x 24"W x 14"D | Silver | 10 |
| NC430451350W | 17"H x 18"W x 14"D | White | 10 |
| NC430600350W | 17"H x 24"W x 14"D | White | 10 |



Under Bracket Rollers

Under Bracket Rollers

| Item # | Size | Finish | Box Qty |
|------------|------|--------|---------|
| NCRUN35UBS | 14" | Silver | 5 |
| NCRUN35UBW | 14" | White | 5 |





14" Deep Pull-Out Baskets

14" Deep Pull-Out Baskets

- Available in Chrome & Satin Nickel
- Design installs easily in 32mm applications
- Baskets rest on top of the slides, eliminating the torque twist
- Heavy-Gauge Curved Accent Wire (9mm)
- Minimum quantity: 5 baskets



Using our Top Mounting brackets (CTMB Series) you can install our wire baskets in many odd cabinet widths



Our baskets rest on top of the slides, eliminating the torque twist that is inherent in other designs

| Item # | Dimensions | Finish | Box Qty |
|-------------------|-----------------------|--------------|---------|
| 7" Height | | | |
| RSCB-181407CR-5 | 7" H x 18" W x 14" D | Chrome | 20 |
| RSCB-181407SN-5 | 7" H x 18" W x 14" D | Satin Nickel | 20 |
| RSCB-241407CR-5 | 7" H x 24" W x 14" D | Chrome | 20 |
| RSCB-241407SN-5 | 7" H x 24" W x 14" D | Satin Nickel | 20 |
| RSCB-301407CR-5 | 7" H x 30" W x 14" D | Chrome | 20 |
| RSCB-301407SN-5 | 7" H x 30" W x 14" D | Satin Nickel | 20 |
| 11" Height | | | |
| RSCB-181411CR-5 | 11" H x 18" W x 14" D | Chrome | 20 |
| RSCB-181411SN-5 | 11" H x 18" W x 14" D | Satin Nickel | 20 |
| RSCB-241411CR-5 | 11" H x 24" W x 14" D | Chrome | 20 |
| RSCB-241411SN-5 | 11" H x 24" W x 14" D | Satin Nickel | 20 |
| RSCB-301411CR-5 | 11" H x 30" W x 14" D | Chrome | 20 |
| RSCB-301411SN-5 | 11" H x 30" W x 14" D | Satin Nickel | 20 |
| 18" Height | | | |
| RSCB-181418CR-5 | 18" H x 18" W x 14" D | Chrome | 20 |
| RSCB-181418SN-5 | 18" H x 18" W x 14" D | Satin Nickel | 20 |
| RSCB-241418CR-5 | 18" H x 24" W x 14" D | Chrome | 20 |
| RSCB-241418SN-5 | 18" H x 24" W x 14" D | Satin Nickel | 20 |
| RSCB-301418CR-5 | 18" H x 30" W x 14" D | Chrome | 20 |
| RSCB-301418SN-5 | 18" H x 30" W x 14" D | Satin Nickel | 20 |





16" & 20" Deep Pull-Out Baskets

- Available in Chrome & Satin Nickel
- Design installs easily in 32mm applications
- Baskets rest on top of the slides, eliminating the torque twist
- Heavy-Gauge Curved Accent Wire (9mm)
- Minimum quantity: 5 baskets



16" Deep – Pull-Out Baskets

| Item # | Dimensions | Finish | Box Qty |
|-------------------|-----------------------|--------------|---------|
| 7" Height | | | |
| RSCB-181607CR-5 | 7" H x 18" W x 16" D | Chrome | 20 |
| RSCB-181607SN-5 | 7" H x 18" W x 16" D | Satin Nickel | 20 |
| RSCB-241607CR-5 | 7" H x 24" W x 16" D | Chrome | 20 |
| RSCB-241607SN-5 | 7" H x 24" W x 16" D | Satin Nickel | 20 |
| RSCB-301607CR-5 | 7" H x 30" W x 16" D | Chrome | 20 |
| RSCB-301607SN-5 | 7" H x 30" W x 16" D | Satin Nickel | 20 |
| 11" Height | | | |
| RSCB-181611CR-5 | 11" H x 18" W x 16" D | Chrome | 20 |
| RSCB-181611SN-5 | 11" H x 18" W x 16" D | Satin Nickel | 20 |
| RSCB-241611CR-5 | 11" H x 24" W x 16" D | Chrome | 20 |
| RSCB-241611SN-5 | 11" H x 24" W x 16" D | Satin Nickel | 20 |
| RSCB-301611CR-5 | 11" H x 30" W x 16" D | Chrome | 20 |
| RSCB-301611SN-5 | 11" H x 30" W x 16" D | Satin Nickel | 20 |
| 18" Height | | | |
| RSCB-181618CR-5 | 18" H x 18" W x 16" D | Chrome | 20 |
| RSCB-181618SN-5 | 18" H x 18" W x 16" D | Satin Nickel | 20 |
| RSCB-241618CR-5 | 18" H x 24" W x 16" D | Chrome | 20 |
| RSCB-241618SN-5 | 18" H x 24" W x 16" D | Satin Nickel | 20 |
| RSCB-301618CR-5 | 18" H x 30" W x 16" D | Chrome | 20 |
| RSCB-301618SN-5 | 18" H x 30" W x 16" D | Satin Nickel | 20 |

20" Deep – Pull-Out Baskets

| Item # | Dimensions | Finish | Box Qty |
|-------------------|-----------------------|--------------|---------|
| 11" Height | | | |
| RSCB-182011CR-5 | 11" H x 18" W x 20" D | Chrome | 20 |
| RSCB-182011SN-5 | 11" H x 18" W x 20" D | Satin Nickel | 20 |
| RSCB-242011CR-5 | 11" H x 24" W x 20" D | Chrome | 20 |
| RSCB-242011SN-5 | 11" H x 24" W x 20" D | Satin Nickel | 20 |
| 18" Height | | | |
| RSCB-182018CR-5 | 18" H x 18" W x 20" D | Chrome | 20 |
| RSCB-182018SN-5 | 18" H x 18" W x 20" D | Satin Nickel | 20 |
| RSCB-242018CR-5 | 18" H x 24" W x 20" D | Chrome | 20 |
| RSCB-242018SN-5 | 18" H x 24" W x 20" D | Satin Nickel | 20 |



Chrome Top Mount Brackets

Finish: Chrome

Chrome Top Mount Brackets

- The Top Mount Bracket allows you to utilize the RSCB Series wire baskets in openings that are not the standard 18", 24", or 30" widths
- Mount the bracket to the underside of a shelf and attach the CB series basket to the bracket
- Available any quantity

| Item # | Dimensions | Box Qty |
|-----------|----------------------|---------|
| RSCTMB-18 | Min. opening 18-1/2" | 5 pair |
| RSCTMB-24 | Min. opening 24-1/2" | 5 pair |
| RSCTMB-30 | Min. opening 30-1/2" | 5 pair |



Top mount brackets are designed to fit in odd cabinet widths



Slide mount directly to the bracket



Install the basket, and the installation is complete



Cloth Liners for CB Series Baskets



Cloth Liners for CB Series Baskets

- Black liner is made of durable, machine washable canvas
- Features Velcro ties and black coated handles
- Useful for custom cabinet applications, pantries, children's rooms, laundry rooms, vanities, garages, etc.
- Available any quantity




| Item # | Description | Dimensions | Finish | Box Qty |
|-----------------|-------------------|---|--------|---------|
| RSCHBI-241418-5 | Hamper Bag Insert | For 24" W x 14" D x 18" H Closet Basket | Black | 5 |
| RSCHBI-241618-5 | Hamper Bag Insert | For 24" W x 16" D x 18" H Closet Basket | Black | 5 |
| RSCHBI-242018-5 | Hamper Bag Insert | For 24" W x 20" D x 18" H Closet Basket | Black | 5 |
| RSCHBI-301418-5 | Hamper Bag Insert | For 30" W x 14" D x 18" H Closet Basket | Black | 5 |
| RSCHBI-301618-5 | Hamper Bag Insert | For 30" W x 16" D x 18" H Closet Basket | Black | 5 |



Tilt-Out Hamper Basket

Tilt-Out Hamper Basket

- Simple door mount the basket rest to a bottom hinged cabinet for easy one step "Slide-In/Slide-Out" basket removal
- Available in two sizes: 16" wide and 21" wide
- Two finishes: Chrome and Satin Nickel
- Heavy Duty
- Ships and stores flat, reduces freight cost and shipping damage
- Available any quantity



| Item # | Dimensions | Finish | Box Qty |
|----------------------|----------------------------|--------------|---------|
| 16" Wide | | | |
| RSCTOHB-161319-CR-52 | 16"W x 19-1/2"H x 13-1/4"D | Chrome | 1 |
| RSCTOHB-161319-SN-52 | 16"W x 19-1/2"H x 13-1/4"D | Satin Nickel | 1 |
| 21" Wide | | | |
| RSCTOHB-211319-SN-52 | 21"W x 19-1/2"H x 13-1/4"D | Chrome | 1 |
| RSCTOHB-211319-SN-52 | 21"W x 19-1/2"H x 13-1/4"D | Satin Nickel | 1 |



Economy Closet Hamper

Economy Closet Hamper

- Large capacity (90 Qt.) Only 14" Deep
- Full-Extension ball bearing slides
- 2.9 Bushels capacity
- Available with or without a Rev-A-Shelf's classic door mount bracket kit
- Available any quantity



| Item # | Description | Dimensions | Finish | Box Qty |
|-----------------|-------------------------|--------------------------|---------|---------|
| RSHPRV-1925-S | Pull-Out Hamper w/Lid | 19-7/8"W x 26" H x 14" D | Polymer | 1 |
| RSHPRV-1925DM-S | Door Mount Hamper w/Lid | 19-7/8"W x 26" H x 14" D | Polymer | 1 |



Premium Double Wire Hamper w/Soft Close



Premium Double Wire Hamper w/Soft Close

- Designed for use with 24" W x 19" D closet systems
- Features a 2.5 bushel capacity (80 Qts.)
- Removable double wire baskets
- 14" bottom-mount, full-extension slides features SOFT-CLOSE mechanism
- Door mountable
- Cloth Liner sold separately
- Available any quantity



RS5CHB-Liner

| Item # | Description | Finish | Box Qty |
|------------------|------------------------------------|-----------------|---------|
| RSCH-241419-DM-2 | Wire Hamper, 19" H x 24" W x 14" D | Aluminum/Chrome | 1 |
| RS5345-DMKIT | Door Mount Extenders | Chrome | 4 |
| RS5CHB-Liner | Cloth Hamper Bag | Ivory | 1 |



Wire Hamper w/Hamper Bag

Wire Hamper w/Hamper Bag

- Machine washable hamper bag insert included
- Shallow 18" depth for vanity application
- Full-extension ball bearing slides
- Available any quantity

| Item # | Description | Finish | Box Qty |
|------------------|--|--------|---------|
| RSHRV-1520-SCR | Chrome Wire Hamper, 14.75" W x 18" D x 19-3/8" H | Chrome | 1 |
| RSHRV-1520-LINER | Replacement Hamper Bag | Ivory | 1 |





Pants Rack

Pants Rack

- Full box quantity only

| Item # | Size | Finish | Box Qty |
|-------------|-----------|--------|---------|
| NC600PO350S | 14" x 14" | Silver | 5 |
| NC600PO350W | 14" x 14" | White | 5 |



Pull-Out Pants Rack

Pull-Out Pants Rack

- Made of Heavy Gauge Chrome
- Available in a 18" width holding nine pairs of pants and a 24" width holding up to thirteen pairs of pants
- Available any quantity



| Item # | Description | Dimensions | Finish | Box Qty |
|--------------|-------------------|-----------------------------------|--------|---------|
| RSPSC-1814CR | 9 pants capacity | 17-1/2" – 18-1/8"W x 3" H x 14" D | Chrome | 1 |
| RSPSC-2414CR | 13 pants capacity | 23-3/4" – 24-1/2"W x 3" H x 14" D | Chrome | 1 |





Wire Fan Pants Rack



Wire Fan Pants Rack

- Simple installation via the system holes
- Universal left or right side wall mounting
- 18" width 16" depth opening
- Stores nine pairs of pants
- Rubber O-rings to keep pants from slipping
- Available any quantity

| Item # | Description | Finish | Box Qty |
|---------------|--------------------------------------|--------|---------|
| RSCPRF-16CR-2 | Fan Pants Rack, 16-1/8" x 16-1/8" | Chrome | 1 |

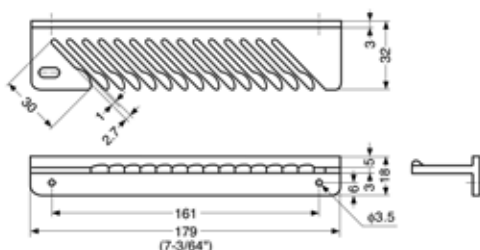


Tie Mate 15

Tie Mate 15

- 300g (0.66 lbs.) load capacity
- Screws not included
- Available any quantity

| Item # | Description | Finish | Box Qty |
|-----------|-------------------------|--------|---------|
| SLTM15-IV | Tie Mate 15, Plastic | Ivory | 20 |





Chrome Tie Rack

Chrome Tie Rack

- Features Full-extension slides and chrome bars that accommodate up to twenty-five ties
- Available any quantity

| Item # | Dimensions | Finish | Box Qty |
|------------|------------------|--------|---------|
| RSTRC-14CR | 3"W x 14"D x 2"H | Chrome | 1 |




Reverse Mounting Bracket

Reverse Mounting Bracket

- Designed so you can utilize the unused space between the wall and the end of the run
- It works with the RSTRC Series tie rack or most other brands of tie/belt racks
- Available in 11" D x 3-3/4"W with a Chrome finish
- Available any quantity

| Item # | Description | Dimensions | Box Qty |
|--------------|-----------------|------------------|---------|
| RSTRC-14CR | Tie Rack | 3"W x 14"D x 2"H | 1 |
| RSCRM-12CR-5 | Reverse Bracket | 3-3/4"W x 11"D | 1 |



Chrome Tie/Belt Rack

Chrome Tie/Belt Rack

- This all-in-one organizer features chrome pegs for up to twenty ties, five belts, four peg-closure belts and includes a spacious tray for storing loose items
- Conveniently pulls out of the closet for easy access on full-extension slides
- Available any quantity

| Item # | Description | Dimensions | Finish | Box Qty |
|-------------|-------------------------|------------------|--------|---------|
| RSTBC-14TCR | Tie/Belt Rack with Tray | 6"W x 14"D x 5"H | Chrome | 1 |





120 + Ties

Wood Pant & Tie Racks

- Three variations: RSCWPR, RSCWTR, and RSCWPTR
- Made of Solid Birch/Maple
- Comes in a 24" or 30" width and provides space for up to eighteen standard pair of pants or twelve pants and over thirty ties
- Pull-Out racks feature full-extension slides
- Rubber O-rings to prevent slipping and removable pant rods for ease of use
- Lifetime Warranty
- Available any quantity



Item #: RSCWTR-3014-2
120+ Ties



**12 Pairs of Pants
30 + Ties**


Item #: RSCWPTR-3014-2
12 Pairs of Pants, 30+ Ties



**18 Pairs of Pants
12 Pairs Big & Tall™**

Item #: RSCWPR-3014-2
18 Pairs of Pants, 12 Pair Big & Tall™

| Item # | Description | Dimensions | Finish | Box Qty |
|----------------|-----------------------|-------------------------|--------|---------|
| RSCWTR-2414-2 | 24" Tie Rack | 24"W x 6" H x 14-3/8" D | Wood | 1 |
| RSCWPR-2414-2 | 24" Pant Rack | 24"W x 6" H x 14-3/8" D | Wood | 1 |
| RSCWPR-3014-2 | 30" Pant Rack | 30"W x 6" H x 14-3/8" D | Wood | 1 |
| RSCWPTR-3014-2 | 30" Pant and Tie Rack | 30"W x 6" H x 14-3/8" D | Wood | 1 |



Special Order

- Mounts on doors or walls
- Mounting hardware included
- Size: 21"W x 78-5/16" H x 4-3/4" D
- Finish: Chrome
- Available any quantity

| Item # | Description | Box Qty |
|----------------|-------------------|---------|
| SS2012-5024-11 | 24 Pair Shoe Rack | 6 |



Chrome Shoe Rail

- Available in 17", 23", 29", and 35" lengths
- Easy to install and features heavy gauge chrome railing
- Available any quantity

| Item # | Dimensions | Finish | Box Qty |
|---------------------------|------------------|--------------|---------|
| 17" Wire Shoe Rail | | | |
| RSCSR-17CR-10 | 17" L x 2-1/4" H | Chrome | 10 |
| RSCSR-17SN-10 | 17" L x 2-1/4" H | Satin Nickel | 10 |
| 23" Wire Shoe Rail | | | |
| RSCSR-23CR-10 | 23" L x 2-1/4" H | Chrome | 10 |
| RSCSR-23SN-10 | 23" L x 2-1/4" H | Satin Nickel | 10 |
| 29" Wire Shoe Rail | | | |
| RSCSR-29CR-10 | 29" L x 2-1/4" H | Chrome | 10 |
| RSCSR-29SN-10 | 29" L x 2-1/4" H | Satin Nickel | 10 |
| 35" Wire Shoe Rail | | | |
| RSCSR-35CR-10 | 35" L x 2-1/4" H | Chrome | 10 |
| RSCSR-35SN-10 | 35" L x 2-1/4" H | Satin Nickel | 10 |





Wood Shoe Organizer

Wood Shoe Organizer

- Standard depth of 14", and widths of 24", 30", and 36" the RSCWSPS stores 4, 5, or 6 items per shelf and fits any closet application
- Features out of the box shelves that can be easily be stacked to fit shoes or flipped upside down to create larger cavities for purses and boots
- The Maple veneer shelves connect with dowels providing maximum stability and are finished with a UV cured, clear coat
- Available any quantity

| Item # | Description | Dimensions | Box Qty |
|----------------|-----------------------------------|--------------------------|---------|
| RSCWSPS-2414-2 | 24" Four Place Shoe/Purse Storage | 24" W x 7-1/2" H x 14" D | 2 |
| RSCWSPS-3014-2 | 30" Five Place Shoe/Purse Storage | 30" W x 7-1/2" H x 14" D | 2 |
| RSCWSPS-3614-2 | 36" Five Place Shoe/Purse Storage | 36" W x 7-1/2" H x 14" D | 2 |



Acrylic Dividers

Acrylic Dividers

- Create your own custom storage with RSCSPD Series Acrylic Organizers
- Available in two sizes, 6-9/16" and 14-1/8" enables installation between shelves utilizing 32mm system holes
- Clips are inserted into notches cut into the acrylic to hold dividers secure while inserting or removing shoes, boots or purses
- Available any quantity

| Item # | Description | Dimensions | Box Qty |
|-----------|----------------------------|----------------------------------|---------|
| RSCSPD-6 | Clear Shoe/Purse Organizer | 13-1/2" – 6-9/16" H x 1/4" Thick | 10 |
| RSCSPD-14 | Clear Shoe/Purse Organizer | 13-1/2" – 14-1/8" H x 1/4" Thick | 10 |





Jewelry Drawer

Jewelry Drawer

- Easy to install, with system holes and features full-extension ball bearing slides, and drawer head mounting capability
- Used in coordination with the CJD-IS (Standard) and CJD-IN (Necklace) inserts
- Easy "drop-in" installation and a soft, velvet flocked covering that protects jewelry
- Available any quantity



| Item # | Description | Dimensions | Finish | Box Qty |
|---------------|----------------------------|------------------------|--------|---------|
| RSCJD-2414 | Jewelry Drawer w/Slides | 24"W x 2-1/4"H x 14" D | Black | 2 |
| RSCJD-24IS | Jewelry Insert | 22"W x 1-1/2"H x 13" D | Velvet | 2 |
| RSCJD-24IN | Necklace Insert | 22"W x 1-1/2"H x 13" D | Velvet | 2 |
| RSCJD-DMB-KIT | Drawer Front Mount Bracket | N/A | Black | 5 pair |




Jewelry Closet Cabinet

Jewelry Closet Cabinet

| Item # | Size | Finish | Box Qty |
|------------------------------|---|--------|---------|
| Surface Mount, Small | | | |
| MWJ102-M | 14-1/4"W x 33"L x 4"D | Maple | 1 |
| MWJ102-O | 14-1/4"W x 33"L x 4"D | Oak | 1 |
| Surface Mount, Large | | | |
| MWJ103-M | 14-1/4"W x 48"L x 4"D | Maple | 1 |
| MWJ103-O | 14-1/4"W x 48"L x 4"D | Oak | 1 |
| Recessed Mount, Small | | | |
| MWJ102R-M | 14-1/4"W x 33"L x 4"D Recesses 2-1/4" Into The Wall (Fits Between 16" O.C. Studs) | Maple | 1 |
| MWJ102R-O | 14-1/4"W x 33"L x 4"D Recesses 2-1/4" Into The Wall (Fits Between 16" O.C. Studs) | Oak | 1 |
| Recessed Mount, Large | | | |
| MWJ103R-M | 14-1/4"W X 48"L X 4"D Recesses 2-1/4" Into The Wall (Fits Between 16" O.C. Studs) | Maple | 1 |
| MWJ103R-O | 14-1/4"W X 48"L X 4"D Recesses 2-1/4" Into The Wall (Fits Between 16" O.C. Studs) | Oak | 1 |

- Solid wood cabinets used to organize jewelry behind a full-length beveled mirror (included)
- Can be mounted almost anywhere
- Units hold 36+ necklaces, 72+ pairs of earrings, and 40+ rings
- Fabric lined in forest green padded material
- Available in either recessed or surface mount
- May also be attached to a security system

Mingo Custom Woods



Economy Pull-Out Ironing Board

Economy Pull-Out Ironing Board

- Uniquely designed expandable frames mount easily in a closet between panels or in a vanity drawer between cabinet sides from 14-1/4" to 21" wide and the fixed brackets allow for easy mounting of all standard drawer fronts
- Features Chrome finishes and unique ball-bearing slide systems that provide sufficient over travel for maximum utilization
- Simply open until the gravity lock engages, unfold board and it is ready to iron
- Available any quantity



| Item # | Description | Finish | Box Qty |
|------------|---|--------|---------|
| RSCIB-16CR | Fold Out Ironing Board, 11.8"W x 19.2"L | Chrome | 1 |
| RSVIB-20CR | Fold Out Ironing Board, 11.8"W x 37.7"L | Chrome | 1 |





**Economy Wall Mount
Ironing Board**

Economy Wall Mount Ironing Board NE242 Series

- Includes: 42" ventilated steel board, ironing board cover and pad
- Interior color: Cool Gray
- Outside dimensions: 15"W x 47-7/8" H x 7-3/8" D
- Cabinet fabricated from unfinished seasoned woods
- Available any quantity

| Item # | Description | Box Qty |
|-------------|---------------------|---------|
| IWNE242-0-N | Non-Swivel, No door | 1 |



**Premium Wall Mount/
Recessed Ironing Board**

Premium Wall Mount/Recessed Ironing Board 46 Series

- Includes: 46" ventilated steel board with 4" of height adjustment, storage shelf, ironing board cover and pad, full length piano hinge, hot iron rest, electrical cord cover, garment bar, spotlight (less Bulb), and birch or oak door (see below door dimensions). Automatic 50 minute timer
- Exterior Finish: unfinished
- Interior Color: Cool Gray
- Electrical system: motor timer, safety doors switch, appliance outlet and indicator light
- Outside Dimensions: 15"W x 60-5/8" H x 6-7/8" D
- Rough-In Opening Size: 14-1/4"W x 59-7/8" H x 3-7/8" D
- Outside Door Dimensions: 15"W x 60-5/8" H
- Available any quantity

| Item # | Description | Box Qty |
|------------------------------|-------------|---------|
| Birch Veneer Door | | |
| IWA46LH-BIRCH-N | Left | 1 |
| IWA46RH-BIRCH-N | Right | 1 |
| Oak Raised Panel Door | | |
| IWA46LH-OAK-N | Left | 1 |
| IWA46RH-OAK-N | Right | 1 |

IRONAWAY



**Premium Wall Mount/
Recessed Ironing Board**

Premium Wall Mount/Recessed Ironing Board - E342 Series

- Includes: 42" ventilated steel board, ironing board cover, and pad, storage shelf, and garment hook
- Exterior Finish: Unfinished
- Interior Color: Cool Gray
- Outside Dimensions: 15" W x 47-7/8" H x 6-7/8" D
- Rough-In Opening Size: 14-1/4" W x 47-1/8" H x 3-7/8" D
- Electrical system (IWE342 only): Rocker switch with lighted indicator, safety door switch and appliance outlet
- Available any quantity

| Item # | Description | Box Qty |
|-----------------------------|-----------------------|---------|
| Electrical Units | | |
| IWE342-0-N | Non-Swivel, No Door | 1 |
| IWE342-1-N | Swivel Board, No Door | 1 |
| Non-Electrical Units | | |
| IWNE342-0-N | Non-Swivel, No Door | 1 |
| IWNE342-1-N | Swivel, No Door | 1 |



**Light Accessory
For 342 Series Boards**

Iron-A-Way Light Accessory (For 342 Series Boards only)

- Available any quantity

| Item # | Description | Box Qty |
|--------|-----------------------|---------|
| IWL100 | Spotlight (Less Bulb) | 1 |
| IWS100 | Sleeve Board/Holder | 1 |

IRON-A-WAY



Chrome Linen Rack

Chrome Linen Rack

- Installs to any door or tall cabinet easily with only four screws
- Features four spacious baskets
- Chrome finish
- Available any quantity



| Item # | Size | Box Qty |
|-------------|-----------------------|---------|
| RS5CLR46-52 | 24" W x 14" D x 19" H | 1 |



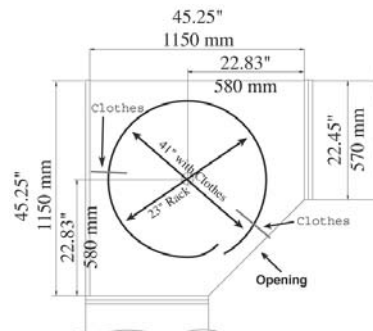
Spiral Clothes Rack



Chrome Spiral Clothes Rack

- Perfect corner solution has a 360-degree turning radius with adjustable height of 72-1/2" to 84"
- Hangs 40 single items of clothing (long, medium, and short hanging) from top to bottom
- Comes with a stabilizer bar, post and pivot hardware, and mounting hardware
- **Finish:** Chrome
- Available any quantity

| Item # | Dimensions | Box Qty |
|----------|---|---------|
| RSSHR-84 | 23" W x 72-1/2" – 84" H Note: See cabinet size minimum | 1 |





Storage/Linen

- Heavy gauge steel wire, baked on Epoxy Coated White
- Available any quantity

| Item # | Size | Box Qty |
|----------------|------------|---------|
| SS1211-1248-11 | 12"D x 4'W | 6 |
| SS1211-1272-11 | 12"D x 6'W | 6 |



Wardrobe Organizer Shelf with Hanging Rod

- Heavy gauge steel wire
- Baked on Epoxy Coated White
- Available any quantity

| Item # | Size | Box Qty |
|----------------|------------|---------|
| SS1111-1224-11 | 12"D x 2'W | 6 |
| SS1111-1236-11 | 12"D x 3'W | 6 |
| SS1111-1272-11 | 12"D x 6'W | 6 |



FreedomRail® Ventilated Shelving

- Consists of wire shelving finished with a solid white epoxy coating
- Innovative chrome red supports allow clothes to slide uninterrupted along the entire span
- Rated at 75 lbs. per linear foot, holds up to 225 lb. on a 3 foot wide shelf
- Color: White
- Available any quantity


| Item # | Size | Box Qty |
|----------------|------------|---------|
| SS1813-1236-11 | 12"D x 3'W | 6 |
| SS1813-1296-11 | 12"D x 8'W | 6 |
| SS1813-1636-11 | 16"D x 3'W | 6 |



Accessories

- Available any quantity

| Item # | Description | Box Qty |
|----------------|--|---------|
| SS1412-6039-11 | 84" 2-Piece Support Pole with 5 Clips | 6 |
| SS1412-6039-11 | (2) 12" Joiner Support Brace with Tri-Loc® II Anchor | 12 |
| SS1412-6039-11 | (2) Side Wall Brackets with Tri-Loc® II Anchor | 12 |
| SS1412-6039-11 | (2) 12" Support Braces with Tri-Loc® II Anchor | 12 |
| SS1412-6683-11 | End Caps (8 large, 12 small) | 12 |



Ventilated Shelving Brackets

- Specifically designed to accommodate and work with all stock Schulte ventilated shelving

| Item # | Size | Box Qty |
|----------------|------|---------|
| SS7913-1412-11 | 12" | 2 |
| SS7913-1416-11 | 16" | 2 |



Hanging Rail

- Eliminates the need to level and drill holes for each upright
- Upright placement no longer dependent on stud location
- Rail is countersunk for #12 Flat Head screw
- Uprights are then hung from the rail
- Hanging Uprights: Slotted on the back
- Fit above hanging rail
- Any Schulte twin rail brackets will work with these uprights
- Available any quantity

| Item # | Description | Box Qty |
|----------------|------------------|---------|
| SS7913-4480-11 | 80" Hanging Rail | 8 |
| SS7913-3578-11 | 78" Hanging Rail | 6 |





Universal Screw Pack

Universal Screw Pack

- Includes six 5/16" universal anchors, six 2-3/4" x #12 Phillips flat head wood screws, one packet adhesive screw cover caps, and six spacers (required on wall-mounted uprights)
- Full boxes only

| Item # | Description | Box Qty |
|----------------|----------------------|---------|
| SS7913-9137-11 | Universal Screw Pack | 12 |




Strap Back Clips

Strap Back Clips for Ventilated Shelving

- To attach back of shell to wall. 1-1/2" from ends and every 11"
- Also used as a hold down clip at open ends and above support braces
- Available any quantity

| Item # | Description | Box Qty |
|----------------|------------------------------------|---------|
| SS1435-6645-11 | 1/4" Strap Back Clip Screws/Anchor | 100 |



Mounting Hardware

Mounting Hardware for Ventilated Shelving

- Available any quantity

| Item # | Description | Box Qty |
|----------------|----------------------|---------|
| SS7913-9158-40 | Metal Shelf Locators | 12 |





Double Coat & Hat

- Base: 1-3/4" H x 1-1/4" W; 3" projection
- Available any quantity

| Item # | Finish | Box Qty |
|------------------------------|--|---------|
| Solid Brass | | |
| IV571MB3 | Bright Brass, Clear Coated | 10 |
| IV571MB5 | Satin Brass, Blackened, Satin Relieved, Clear Coated | 10 |
| IV571MB10B | Dark Oxidized Satin Bronze, Oil Rubbed | 10 |
| IV571MB15 | Satin Nickel Plated, Clear Coated | 10 |
| IV571MB19 | Flat Black Coated | 10 |
| IV571MB26 | Bright Chromium Plated | 10 |
| IV571MB26D | Satin Chromium Plated | 10 |
| Cast Aluminum | | |
| IV571A3 | Plated Bright Brass, Clear Coated | 10 |
| IV571A10 | Plated Satin Bronze, Clear Coated | 10 |
| IV571A14 | Bright Nickel Plated | 10 |
| IV571A92 | Aluminum Clear Coated | 10 |
| Epoxy Coated Aluminum | | |
| IV571A-W | White Epoxy | 10 |
| IV571A-A | Almond Epoxy | 10 |
| IV571A-BLK | Black Epoxy | 10 |



Wardrobe Hook

- Base: 1-1/8" H x 1-1/8" W; 1-11/16" projection
- Available any quantity

| Item # | Finish | Projection | Box Qty |
|--------------------|---------------|------------|---------|
| Aluminum | | | |
| IV581A3 | Bright Brass | 1-5/8" | 50 |
| IV581A14 | Bright Nickel | 1-5/8" | 50 |
| IV581A92 | Aluminum | 1-5/8" | 50 |
| IV581A-BLK | Black Epoxy | 1-5/8" | 20 |
| IV581A-W | White Epoxy | 1-5/8" | 20 |
| Solid Brass | | | |
| IV581MB3 | Bright Brass | 1-11/16" | 10 |
| IV581MB15 | Satin Nickel | 1-11/16" | 10 |
| IV581MB26 | Bright Chrome | 1-11/16" | 10 |
| IV581MB26D | Satin Chrome | 1-11/16" | 10 |





Compact Double Hook

Compact Double Hook

- Available any quantity

| Item # | Finish | Projection | Box Qty |
|---|----------------------------|------------|---------|
| Aluminum, Base: 1-1/16" H x 1-3/16" W | | | |
| IV582A3 | Bright Brass, Clear Coated | 1-3/32" | 20 |
| IV582A5 | Antique Brass | 1-3/32" | 20 |
| IV582A14 | Bright Nickel | 1-3/32" | 20 |
| IV582A92 | Aluminum Clear Coated | 1-3/32" | 20 |
| IV582A-A | Almond Epoxy Coated | 1-3/32" | 20 |
| IV582A-BLK | Black epoxy Coated | 1-3/32" | 20 |
| IV582A-W | White Epoxy Coated | 1-3/32" | 20 |
| Solid Brass, Base: 1-1/8" H x 1-1/4" W | | | |
| IV582MB3 | Bright Brass, Clear Coated | 1" | 20 |
| IV582MB15 | Satin Nickel Clear Coated | 1" | 20 |
| IV582MB19 | Flat Black Coated | 1" | 20 |
| IV582MB26 | Bright Chrome | 1" | 20 |
| IV582MB26D | Satin Chrome | 1" | 20 |



5" Hook

- Base: 1-5/8" H x 1-1/4" W
- Projections: 4-3/4"; 3-3/4"
- Available any quantity

| Item # | Finish | Box Qty |
|----------|---------------|---------|
| IV574A3 | Bright Brass | 15 |
| IV574A26 | Bright Chrome | 15 |



7" Hook

- Hook: 7"; 3-5/8" projection
- Available any quantity

| Item # | Finish | Box Qty |
|----------|------------------|---------|
| IV575A3 | Bright Brass | 15 |
| IV575A5 | Antique Brass | 15 |
| IV575A14 | Bright Nickel | 15 |
| IV575A92 | Natural Aluminum | 15 |





Lancaster Brass Hook

Lancaster Brass Hook

- Decorative hook with White ceramic tips
- 5-1/4" with 4" projection
- Made from Die cast with White ceramic tip
- Individually polybagged with screws
- Available any quantity



| Item # | Finish | Box Qty |
|----------|-----------------|---------|
| BWP79-LP | Lancaster Brass | 25 |



Burnished Brass Hook

Burnished Brass Hook

- Import decorative hook made from Die Cast with White ceramic tips
- 5-1/4" with 4" projection
- Available any quantity (polybagged)



| Item # | Finish | Box Qty |
|-------------------|-----------------|---------|
| Bulk | | |
| FEB179-BB | Burnished Brass | 50 |
| FEB179-3 | Bright Brass | 50 |
| Polybagged | | |
| FEP179-BB | Burnished Brass | 1 |
| FEP179-3 | Bright Brass | 1 |



Cast Aluminum Hook

Cast Aluminum Hook

- Wide body design for places where hook must withstand unusual stress
- Base 1-1/2" H x 7/8" W, 2-1/2" projection
- Available any quantity



| Item # | Finish | Box Qty |
|----------|-----------------------------------|---------|
| IV405A3 | Plated Bright Brass, Clear Coated | 25 |
| IV405A5 | Antique Brass | 25 |
| IV405A10 | Plated Satin Bronze, Clear Coated | 25 |
| IV405A14 | Bright Nickel Plated | 25 |
| IV405A92 | Aluminum Clear Coated | 25 |



EL Series Hook

- 304 Stainless Steel material; mirror finish, supplied with Stainless Steel screws
- Available any quantity

| Item # | Size | Load Cap. | Box Qty |
|--------|----------------------|-----------|---------|
| SLEL25 | 1-1/32"H x 1-37/64"D | 44 lb. | 30 |
| SLEL30 | 7/8"H x 1-15/16" D | 44 lb. | 20 |



Utility Hook

- 304 Stainless Steel Polished
- Safe, rust free, polished 18-8 stainless steel ball point hook Screw in type
- Available any quantity

| Item # | Size | Thread Size | Load Cap. | Box Qty |
|--------|--------------------|-------------|-----------|---------|
| SLTY30 | 25/32"H x 1-7/32"D | 15 | 15.4 lb. | 100 |
| SLTY35 | 7/8"x 1-15/16" | 7 | 15.4 lb. | 50 |
| SLTY40 | 7/8" x 1-15/16" | 11 | 17.6 lb. | 50 |



FC Series Hook

- 304 Stainless Steel material; mirror finish, supplied with Stainless Steel screws
- Available any quantity

| Item # | Size | Load Cap. | Box Qty |
|--------|-----------------------|-----------|---------|
| SLFC50 | 1-27/32"H x 1-29/64"D | 22 lb. | 40 |
| SLFC65 | 2-9/16"H x 1-47/64"D | 26 lb. | 20 |



EP Series Hook

- 304 Stainless Steel material; mirror finish, supplied with Stainless Steel screws
- Available any quantity


| Item # | Size | Load Cap. | Box Qty |
|--------|-----------------------|-----------|---------|
| SLEP25 | 63/64"H x 63/64"D | 44 lb. | 30 |
| SLEP40 | 1-17/64"H x 1-19/64"D | 44 lb. | 20 |





Halogen Steel Puck

| Item # | Finish | Box Qty |
|-----------|----------------|---------|
| WCHR-88BK | Black | 25 |
| WCHR-88WT | White | 25 |
| WCHR-88BN | Brushed Nickel | 25 |



Xenon Steel Puck

| Item # | Finish | Box Qty |
|-----------|----------------|---------|
| WCHR-86BK | Black | 25 |
| WCHR-86WT | White | 25 |
| WCHR-86BN | Brushed Nickel | 25 |

Individual Steel Halogen & Xenon Pucks

- Pucks can be either recess or surface mounted
- Pucks require a transformer (Transformer sold separately below)
- 1" height, Cutout = 2.375"
- Includes: 72" lead wires
 - Halogen: WCJC-20 Bulb and wire nuts
 - Xenon: WCBP-20-12V Bulb and wire nuts
- Available any quantity

Accessories

Note: Transformer sold separately for the individual Halogen & Xenon Pucks.

All accessories sold in any quantity.



60w Enclosed Electronic Class II Transformer

| Item # | Description/Size | Box Qty |
|---------------|---|---------|
| WCEN-1260-RB2 | Input 120v/Output 12v 6-5/8" L x 1-5/8" W x 1-1/8" H | 25 |



12 Gauge Wire

- Used to extend length of pucks to a maximum of 18 feet from furthest puck to transformer

| Item # | Size | Box Qty |
|------------|------------|---------|
| GW122100LV | 100' Spool | 1 |
| GW122250LV | 250' Spool | 1 |



Dimmers

| Item # | Description | Box Qty |
|---------|--|---------|
| WCDM2BK | Rotary Dimmer 120v AC 300w, 1/4" Shaft | 25 |



Frosted Lens

| Item # | Description | Box Qty |
|--------------|---------------------------|---------|
| WCLENS-45-FR | For Halogen & Xenon Pucks | 25 |



Terminal Block

| Item # | Description | Box Qty |
|---------|----------------------------|---------|
| WCMTB01 | Accommodates up to 6 pucks | 25 |



Bulbs

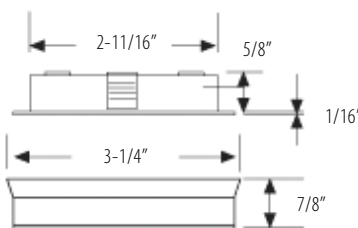
WCBP-20-12V

| Item # | Description | Box Qty |
|-------------|---|---------|
| WCJC-20 | 20w Halogen 12v Bi-Pin, Clear, 2,000 hrs., 350 lumens | 50 |
| WCBP-20-12V | 20w Xenon 12v Bi-Pin, Clear, 5,000 hrs., 192 lumens | 50 |





**ARF-LED Series
Individual Puck
Lights**



Premium LED Puck Lighting


Warm White Light Color (3,200 K)

| Item # | Finish | Box Qty |
|----------------|-----------------|---------|
| HAARFLED3200WH | White | 12 |
| HAARFLED3200BL | Black | 12 |
| HAARFLED3200CH | Chrome | 12 |
| HAARFLED3200GO | Gold | 12 |
| HAARFLED3200SS | Stainless Steel | 12 |

Cool White Light Color (5,500 K)

| Item # | Finish | Box Qty |
|----------------|-----------------|---------|
| HAARFLED5500WH | White | 12 |
| HAARFLED5500BL | Black | 12 |
| HAARFLED5500CH | Chrome | 12 |
| HAARFLED5500GO | Gold | 12 |
| HAARFLED5500SS | Stainless Steel | 12 |

- Pucks can be either recess or surface mounted
- Pucks sold individually, require LED driver (*sold separately below*)
- 69" of connecting cable
- 50,000 hours of usable life, uses 3 watts of consumption per puck
- In a recess mount application the required diameter hole is 2-11/16"
- Light beam spreads 35°
- Available any quantity



Strip-LED Series

Premium Strip-LED Series

- LED Strip lights either recess or surface mounted
- LED Strips sold individually, strips require LED driver (*sold separately below*)
- Light beam spreads 120°
- 50,000 hours of usable life, each Strip only uses 3w per foot
- Each Puck has 69" of connecting cable
- Available any quantity

Hera®

Warm White Light Color (3,200 K)

| Item # | Size | Box Qty |
|----------------|------------|---------|
| HALEDSTRIPWW-1 | 12" Length | 15 |
| HALEDSTRIPWW-2 | 24" Length | 15 |
| HALEDSTRIPWW-3 | 36" Length | 15 |

Cool White Light Color (5,500 K)

| Item # | Size | Box Qty |
|--------------|------------|---------|
| HALEDSTRIP-1 | 12" Length | 15 |
| HALEDSTRIP-2 | 24" Length | 15 |
| HALEDSTRIP-3 | 36" Length | 15 |

Corner extrusion (optional for angle lighting)

| Item # | Size | Box Qty |
|-----------------|------------|---------|
| HALEDSTRIP-EXT1 | 12" Length | 15 |
| HALEDSTRIP-EXT2 | 24" Length | 15 |
| HALEDSTRIP-EXT3 | 36" Length | 15 |


Accessories

Note: Accessories sold separately for the ARF-LED & Strip-LED Series



9w LED Driver

- 3 ARF LED pucks per LED driver
- 79" Power Cord
- Available any quantity



Connecting Cable

- Available any quantity

| Item # | Description | Box Qty |
|-----------|-----------------------------------|---------|
| HAPSLED-A | Provides power to ARF & STRIPLEDs | 15 |

| Item # | Description | Box Qty |
|-------------|------------------|---------|
| HAMINI-500 | For LED only 20" | 15 |
| HAMINI-1000 | For LED only 39" | 15 |
| HAMINI-1800 | For LED only 79" | 15 |



WCBA-BX-1-WT

1 Bulb 25w, 120v,
7"L x 3.125"W x 1"H



WCBA-BX-2-WT

2 Bulbs 25w, 120v,
12"L x 3.125"W x 1"H



WCBA-BX-3-WT

3 Bulb 25w, 120v,
18"L x 3.125"W x 1"H



WCBA-BX-4-WT

4 Bulb 25w, 120v,
24"L x 3.125"W x 1"H

Line Voltage Builders Xenon Series White Light Bars

- Utilizes line voltage xenon lamps for long life, no transformer required
- Fixtures are equipped with one piece frosted glass lens and hi-low-off switch
- The on-off, hi-low switch may be left on the "high" setting and dimmed from a wall dimmer
- Supplied with an "I" connector for direct end-to-end use
- Knock outs provided on top and rear for hard wiring
- Available any quantity

| Item # | Description | Box Qty |
|--------------|-----------------------------------|---------|
| WCBA-BX-1-WT | 1 Bulb, 260 Lumens, 10,000 hours | 25 |
| WCBA-BX-2-WT | 2 Bulb, 560 Lumens, 10,000 hours | 25 |
| WCBA-BX-3-WT | 3 Bulb, 780 Lumens, 10,000 hours | 25 |
| WCBA-BX-4-WT | 4 Bulb, 1040 Lumens, 10,000 hours | 25 |



Accessories

Note: Accessories sold separately for the WCBA-BX Xenon Light Bars.



Interconnecting Cables

- Available any quantity

| Item # | Description | Box Qty |
|--------------|-------------|---------|
| WCBA-IC12-WT | 12", White | 25 |
| WCBA-IC24-WT | 24", White | 25 |
| WCBA-IC36-WT | 36", White | 25 |



Power Cord

- Available any quantity

| Item # | Description | Box Qty |
|-------------|-------------------------|---------|
| WCBA-PC6-WT | 72" Grounded Power Cord | 25 |



"I" Connector

- Available any quantity

| Item # | Description | Box Qty |
|-----------|--|---------|
| WCBA-I-WT | Connector for seamless end to end luminaire transition | 25 |



Bulbs

- Available any quantity

| Item # | Description | Box Qty |
|--------------|---|---------|
| WCJCD-25X-CL | 25w, 260 lumens, 10,000 hrs. Xenon Bulb | 50 |



E-Lite Fluorescent Lighting

E-Lite Series Fluorescent Lighting

- E-Lites include: Bulb (Cool White 4,100K), Cover and Direct Connector
- E-Lites Power Cord and Connecting Cables are sold separately below
- 10,000 hours of usable life
- Built-in electronic ballast
- Available any quantity

Cool White Light Color (4,100 K)

| Item # | Watts | Dimensions | Box Qty |
|----------|-------|---------------------------------|---------|
| HAEL13-5 | 8w | 1-5/8" H x 7/8" W x 13-1/2" L | 150 |
| HAEL23-5 | 14w | 1-5/8" H x 7/8" W x 23-13/16" L | 150 |
| HAEL35-5 | 21w | 1-5/8" H x 7/8" W x 35-1/2" L | 150 |
| HAEL47-5 | 28w | 1-5/8" H x 7/8" W x 47-1/2" L | 150 |

Accessories

Note: Accessories sold separately for the E-Lite Series


E-Lite Replacement Bulbs



- Bulbs included w/E-Lites
- Bulbs only available in cool white (4,100K)
- Available any quantity

| Item # | Watts | Size | Box Qty |
|----------|-------|-----------|---------|
| HAELB8W | 8w | 13-1/2" | 25 |
| HAELB14W | 14w | 23-13/16" | 25 |
| HAELB21W | 21w | 35-1/2" | 25 |
| HAELB28W | 28w | 47-1/2" | 25 |


E-Lite Connecting Cables



- Only used with E-Lite Series fluorescent
- Available any quantity

| Item # | Size | Box Qty |
|-----------|------|---------|
| HAELCC-6 | 6" | 15 |
| HAELCC-12 | 12" | 15 |

E-Lite Power Cord



- Only used with E-Lite Series fluorescent
- Available any quantity

| Item # | Size | Box Qty |
|--------|------|---------|
| HAELPC | 79" | 15 |



Economy Steel Wire Pull



Brushed Chrome

| Item # | Size |
|--------------|------------|
| ZZ6130-2SC-P | 4" c/c |
| ZZ6131-2SC-P | 96mm c/c |
| ZZ6132-2SC-P | 3-1/2" c/c |
| ZZ6133-2SC-P | 3" c/c |



Polished Chrome

| Item # | Size |
|--------------|------------|
| ZZ6140-226-P | 4" c/c |
| ZZ6141-226-P | 96mm c/c |
| ZZ6142-226-P | 3-1/2" c/c |
| ZZ6143-226-P | 3" c/c |

Simple
but
Elegant



Polished Brass

| Item # | Size |
|--------------|------------|
| ZZ6150-203-P | 4" c/c |
| ZZ6151-203-P | 96mm c/c |
| ZZ6152-203-P | 3-1/2" c/c |
| ZZ6153-203-P | 3" c/c |

Bar Pull



Stainless Steel
Oil Rubbed Bronze

| Item # | Size |
|---------------|-------------------------|
| AMBP40515-ORB | 3" c/c 5-3/8" O.A. |
| AMBP40516-ORB | 96mm c/c 156mm O.A. |
| AMBP40517-ORB | 128mm c/c 188mm O.A. |
| AMBP40518-ORB | 192mm c/c 252mm O.A. |
| AMBP40519-ORB | 256mm c/c 336mm O.A. |



Steel
Satin Nickel

| Item # | Size |
|-----------|--------------------------|
| EPBP030SN | 3" c/c 5-1/2" O.A. |
| EPBP096SN | 96mm c/c, 156mm O.A. |
| EPBP128SN | 128mm c/c, 188mm O.A. |
| EPBP192SN | 192mm c/c, 250mm O.A. |

Bow Pull



Stainless Steel

| Item # | Size |
|--------------|-----------|
| AMBP19001-SS | 3" c/c |
| AMBP19002-SS | 96mm c/c |
| AMBP19003-SS | 128mm c/c |
| AMBP19004-SS | 160mm c/c |
| AMBP19005-SS | 192mm c/c |





Item #: AMBP53010-G10
Finish: Satin Nickel
Size: 3" c/c



Item #: AMBP53019-G10
Finish: Satin Nickel
Size: 2-1/2" c/c



Item #: AMBP53010-3
Finish: Polished Brass
Size: 3" c/c



Item #: AMBP53019-WI
Finish: Wrought Iron
Size: 2-1/2" c/c



Item #: AMBP53010-BN
Finish: Black Nickel
Size: 3" c/c



Item #: AMBP53019-3
Finish: Polished Brass
Size: 2-1/2" c/c



Item #: AMBP53010-FB
Finish: Flat Black
Size: 3" c/c



Item #: AMBP53019-FB
Finish: Flat Black
Size: 2-1/2" c/c



Item #: AMBP53010-26
Finish: Polished Chrome
Size: 3" c/c



Item #: AMBP53019-WN
Finish: Weathered Nickel
Size: 2-1/2" c/c



Item #: AMBP53010-BB
Finish: Burnished Brass
Size: 3" c/c



Item #: AMBP53019-R3
Finish: Rustic Brass
Size: 2-1/2" c/c



Item #: AMBP53010-EB
Finish: Elegant Brass
Size: 3" c/c



Item #: AMBP53019-BB
Finish: Burnish Brass
Size: 2-1/2" c/c





Item #: AMB53021-G10
Finish: Satin Nickel
Size: 96mm c/c



Item #: AMB53003-ORB
Finish: Oil Rubbed Bronze
Size: 96mm c/c



Item #: AMBP53004-ORB
Finish: Oil Rubbed Bronze
Size: 96mm c/c



Item #: AMBP53021-3
Finish: Polished Brass
Size: 96mm c/c



Item #: AMBP53003-G10
Finish: Satin Nickel
Size: 96mm c/c



Item #: AMBP53004-G10
Finish: Satin Nickel
Size: 96mm c/c



Item #: AMBP53021-BB
Finish: Burnished Brass
Size: 96mm c/c



Item #: AMBP53003-BB
Finish: Burnished Brass
Size: 96mm c/c



Item #: AMBP53004-3
Finish: Polished Brass
Size: 96mm c/c



Item #: AMBP53021-FB
Finish: Flat Black
Size: 96mm c/c



Item #: AMBP53003-FB
Finish: Flat Black
Size: 96mm c/c



Item #: AMBP53004-BB
Finish: Burnished Brass
Size: 96mm c/c



Item #: AMBP53021-26
Finish: Polished Chrome
Size: 96mm c/c



Item #: AMBP53003-3
Finish: Polished Brass
Size: 96mm c/c



Item #: AMBP53004-FB
Finish: Flat Black
Size: 96mm c/c



Item #: AMBP53003-26
Finish: Polished Chrome
Size: 96mm c/c



Item #: AMBP53004-26
Finish: Polished Chrome
Size: 96mm c/c





Item #: AMBP53005-ORB
Finish: Oil Rubbed Bronze
Size: 1-1/4" Dia.



Item #: AMB53001-ORB
Finish: Oil Rubbed Bronze
Size: 1-1/8" Dia.



Item #: AMBP53022-G10
Finish: Satin Nickel
Size: 1-1/4" Dia.



Item #: AMBP53005-G10
Finish: Satin Nickel
Size: 1-1/4" Dia.



Item #: AMBP53001-G10
Finish: Satin Nickel
Size: 1-1/8" Dia.



Item #: AMBP53022-3
Finish: Polished Brass
Size: 1-1/4" Dia.



Item #: AMBP53005-3
Finish: Polished Brass
Size: 1-1/4" Dia.



Item #: AMBP53001-3
Finish: Polished Brass
Size: 1-1/8" Dia.



Item #: AMBP53022-BB
Finish: Burnished Brass
Size: 1-1/4" Dia.



Item #: AMBP53005-BB
Finish: Burnished Brass
Size: 1-1/4" Dia.



Item #: AMBP53001-BB
Finish: Burnished Brass
Size: 1-1/8" Dia.



Item #: AMBP53022-FB
Finish: Flat Black
Size: 1-1/4" Dia.



Item #: AMBP53005-FB
Finish: Flat Black
Size: 1-1/4" Dia.



Item #: AMBP53001-FB
Finish: Flat Black
Size: 1-1/8" Dia.



Item #: AMBP53022-26
Finish: Polished Chrome
Size: 1-1/4" Dia.



Item #: AMBP53005-26
Finish: Polished Chrome
Size: 1-1/4" Dia.



Item #: AMBP53001-26
Finish: Polished Chrome
Size: 1-1/8" Dia.





Oil Rubbed Bronze Value Board

Oil Rubbed Bronze

Individual Oil Rubbed Bronze Knobs & Pulls featured on the Value Board

| | Item # | Description |
|----|------------|--------------------------|
| 1 | ZZ1733-ORB | Pull 3" c/c |
| 2 | ZZ1757-ORB | Knob 29mm Dia. |
| 3 | ZZ1775-ORB | Knob 28.5mm Dia. |
| 4 | ZZ1751-ORB | Knob 31mm x 20mm |
| 5 | ZZ1781-ORB | Pull 3" c/c |
| 6 | ZZ1787-ORB | Pull 3" c/c |
| 7 | ZZ1745-ORB | Pull 3" c/c |
| 8 | ZZ1793-ORB | Pull Thumb Latch, 3" c/c |
| 9 | ZZ1769-ORB | Pull 3" c/c |
| 10 | ZZ1739-ORB | Pull 3" c/c |
| 11 | ZZ1763-ORB | Pull 3" c/c |

Item #: ZZBOARD-ORB

Finish: Oil Rubbed Bronze

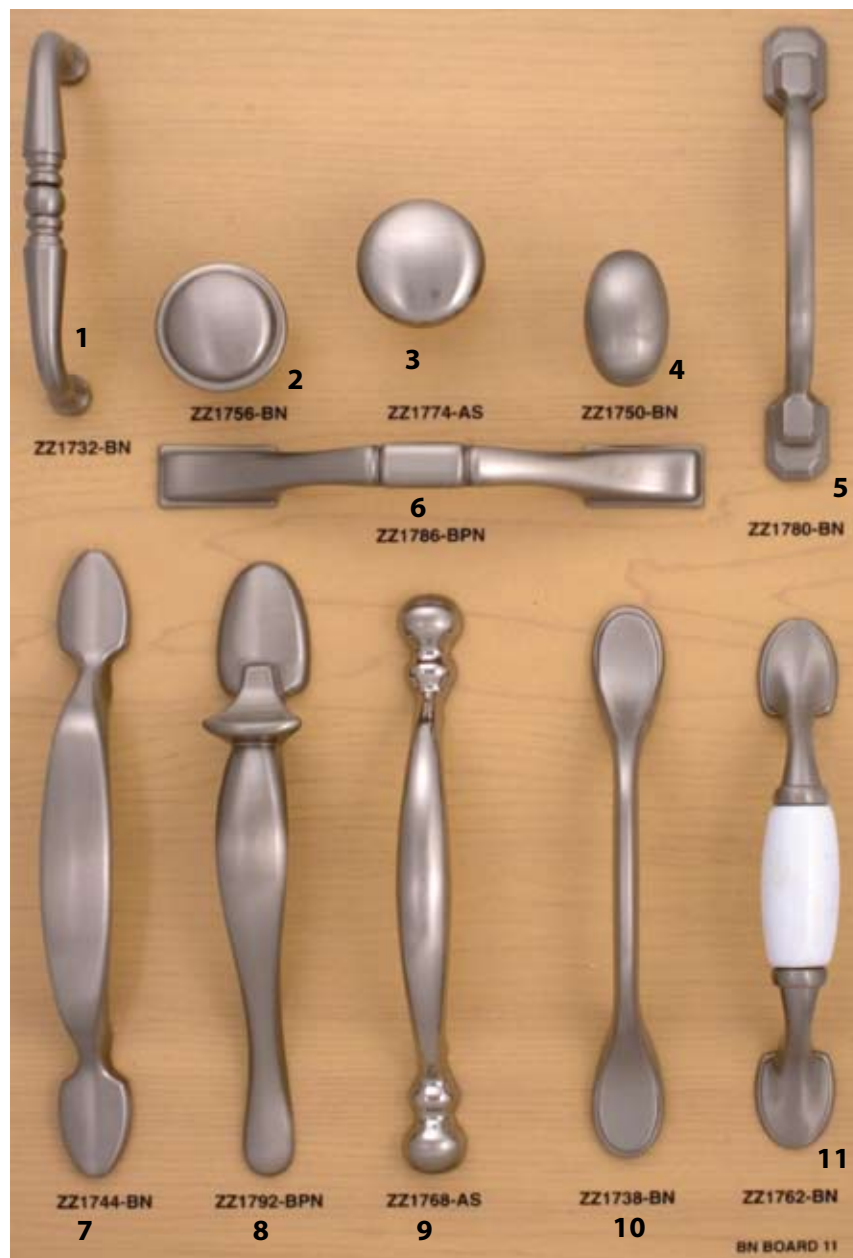
Board Size: 8"W x 11-3/4"H



Brushed Nickel

Individual Brushed Nickel
Knobs & Pulls featured on the
Value Board

| | Item # | Description |
|----|------------|-----------------------------|
| 1 | ZZ1732-BN | Pull 3" c/c |
| 2 | ZZ1756-BN | Knob 29mm Dia. |
| 3 | ZZ1774-AS | Knob 28.5mm Dia. |
| 4 | ZZ1750-BN | Knob 31mm x 20mm |
| 5 | ZZ1780-BN | Pull 3" c/c |
| 6 | ZZ1786-BPN | Pull 3" c/c |
| 7 | ZZ1744-BN | Pull 3" c/c |
| 8 | ZZ1792-BPN | Pull Thumb Latch, 3" c/c |
| 9 | ZZ1768-AS | Pull 3" c/c |
| 10 | ZZ1738-BN | Pull 3" c/c |
| 11 | ZZ1762-BN | Pull 3" c/c |



Brushed Nickel Value Board

Item #: ZZBOARD-AS

Finish: Brushed Nickel

Board Size: 8"W x 11-3/4"H

Simple
but
Elegant



Black Rustic Glaze Value Board

Black Rustic Glaze

Individual Black Rustic Glaze Knobs & Pulls featured on the Value Board

| | Item # | Description |
|----|------------|--------------------------|
| 1 | ZZ1735-BRG | Pull 3" c/c |
| 2 | ZZ1759-BRG | Knob 29 mm Dia. |
| 3 | ZZ1777-BRG | Knob 28.5 mm Dia. |
| 4 | ZZ1753-BRG | Knob 31mm x 20mm |
| 5 | ZZ1783-BRG | Pull 3" c/c |
| 6 | ZZ1789-BRG | Pull 3" c/c |
| 7 | ZZ1747-BRG | Pull 3" c/c |
| 8 | ZZ1795-BRG | Pull Thumb Latch, 3" c/c |
| 9 | ZZ1771-BRG | Pull 3" c/c |
| 10 | ZZ1741-BRG | Pull 3" c/c |
| 11 | ZZ1765-BRG | Pull 3" c/c |

Item #: ZZBOARD-BRG

Finish: Black Rustic Glaze

Board Size: 8"W x 11-3/4"H



Dark Wrought Iron

Individual Dark Wrought Iron Knobs & Pulls featured on the Value Board

| | Item # | Description |
|----|------------|-----------------------------|
| 1 | ZZ1734-DWI | Pull 3" c/c |
| 2 | ZZ1758-DWI | Knob 29 mm Dia. |
| 3 | ZZ1776-DWI | Knob 28.5 mm Dia. |
| 4 | ZZ1752-DWI | Knob 31mm x 20mm |
| 5 | ZZ1782-DWI | Pull 3" c/c |
| 6 | ZZ1788-DWI | Pull 3" c/c |
| 7 | ZZ1746-DWI | Pull 3" c/c |
| 8 | ZZ1794-DWI | Pull Thumb Latch, 3" c/c |
| 9 | ZZ1770-DWI | Pull 3" c/c |
| 10 | ZZ1740-DWI | Pull 3" c/c |
| 11 | ZZ1764-DWI | Pull 3" c/c |



Dark Wrought Iron Value Board

Item #: ZZBOARD-DWI

Finish: Dark Wrought Iron

Board Size: 8"W x 11-3/4"H





Chrome Value Board

Chrome

Individual Chrome Knobs & Pulls featured on the Value Board

| | Item # | Description |
|----|-----------|-----------------------------|
| 1 | ZZ1731-26 | Pull 3" c/c |
| 2 | ZZ1755-26 | Knob 29 mm Dia. |
| 3 | ZZ1773-26 | Knob 28.5 mm Dia. |
| 4 | ZZ1749-26 | Knob 31mm x 20mm |
| 5 | ZZ1779-26 | Pull 3" c/c |
| 6 | ZZ1785-26 | Pull 3" c/c |
| 7 | ZZ1743-26 | Pull 3" c/c |
| 8 | ZZ1791-26 | Pull Thumb Latch, 3" c/c |
| 9 | ZZ1767-26 | Pull 3" c/c |
| 10 | ZZ1737-26 | Pull 3" c/c |
| 11 | ZZ1761-26 | Pull 3" c/c |

Item #: ZZBOARD-CHROME

Finish: Chrome

Board Size: 8"W x 11-3/4"H



Polished Brass

Individual Polished Brass
Knobs & Pulls featured on the
Value Board

| | Item # | Description |
|----|----------|-----------------------------|
| 1 | ZZ1730-3 | Pull 3" c/c |
| 2 | ZZ1754-3 | Knob 29 mm Dia. |
| 3 | ZZ1772-3 | Knob 28.5 mm Dia. |
| 4 | ZZ1748-3 | Knob 31mm x 20mm |
| 5 | ZZ1778-3 | Pull 3" c/c |
| 6 | ZZ1784-3 | Pull 3" c/c |
| 7 | ZZ1742-3 | Pull 3" c/c |
| 8 | ZZ1790-3 | Pull Thumb Latch, 3" c/c |
| 9 | ZZ1766-3 | Pull 3" c/c |
| 10 | ZZ1736-3 | Pull 3" c/c |
| 11 | ZZ1760-3 | Pull 3" c/c |



Polished Brass Value Board

Item #: ZZBOARD-BRASS

Finish: Polished Brass

Board Size: 8"W x 11-3/4"H





Zinc Finish

8-32 Machine Thread Screws

Drive Type: Combination Phillips and Slotted
Head Type: Truss Head
Thread: 8-32
Point Type: Blunt
Finish: Zinc Plated
Features: For use with 8-32 thread decorative hardware

| Item # | Length x Gauge | Box Qty |
|---------|----------------|---------|
| WW47120 | 1/2" x 8 | 1,000 |
| WW46950 | 5/8" x 8 | 1,000 |
| WW47130 | 3/4" x 8 | 1,000 |
| WW47200 | 7/8" x 8 | 100 |
| WW47220 | 7/8" x 8 | 1,000 |
| WW47300 | 1" x 8 | 100 |
| WW47320 | 1" x 8 | 1,000 |
| WW47400 | 1-1/8" x 8 | 100 |
| WW47420 | 1-1/8" x 8 | 1,000 |
| WW47500 | 1-1/4" x 8 | 100 |
| WW47520 | 1-1/4" x 8 | 1,000 |
| WW47600 | 1-3/8" x 8 | 100 |
| WW47620 | 1-3/8" x 8 | 1,000 |
| WW47700 | 1-1/2" x 8 | 100 |
| WW47720 | 1-1/2" x 8 | 1,000 |
| WW47800 | 1-5/8" x 8 | 100 |
| WW47820 | 1-5/8" x 8 | 1,000 |
| WW47900 | 1-3/4" x 8 | 100 |
| WW47920 | 1-3/4" x 8 | 1,000 |
| WW48000 | 2" x 8 | 100 |
| WW48020 | 2" x 8 | 1,000 |



Zinc Finish

M4 Metric Thread Screws

Drive Type: Combination, Phillips and Slotted
Thread: M4 Metric Thread
Head Type: Truss Head
Finish: Zinc Plated
Point Type: Blunt
Features: For use with M4 threaded decorative hardware

| Item # | Length | Box Qty |
|---------|----------------|---------|
| WW48320 | 3/4" (20mm) | 100 |
| WW48340 | 7/8" (22mm) | 100 |
| WW48400 | 1" (25mm) | 100 |
| WW48450 | 1-3/16" (30mm) | 100 |
| WW48500 | 1-3/8" (35mm) | 100 |
| WW48550 | 1-1/2" (38mm) | 100 |
| WW48620 | 1-5/8" (40mm) | 100 |
| WW48640 | 1-3/4" (45mm) | 100 |
| WW48660 | 2" (50mm) | 100 |

Note: For surface mounted knobs and pulls it is recommended that the screw length be 6mm (1/4") greater than the material thickness.





Pro-Line Series

- One time set-up
- Works on all types of cabinet doors
- Adjusts horizontally & vertically
- Reversible for right/left, upper/lower doors
- Used for 3", 3-1/2" or 4" handles, pulls & knobs
- For professional or home use
- High impact composite material

| Item # | Box Qty |
|--------|---------|
| EJ1000 | 1 |



Pro-Line Series

- Insert for Door & Drawer Jig
- Used for 96mm & 128mm handles, pulls & knobs
- Alignment notches on slide for quick set-up

| Item # | Box Qty |
|---------|---------|
| EJ1500M | 1 |



Pro-Line Series

Pro-Line Series

- One time set-up
- Works on all sizes of cabinet drawers
- Adjusts horizontally & vertically
- Alignment arrows on face & notches on slide & frame for quick set-up
- Used for 3", 3-1/2" or 4" handles, pulls & knobs

| Item # | Box Qty |
|--------|---------|
| EJ2000 | 1 |

EZ-Jig Tools™

Closet Design Baer Supply Company



Futaba Whisper-Ride™ Lift

Whisper-Ride raises your flat panel TV with a push of a button, remote control or mountable switch. Holds most plasma or LCD TV's up to 50" or 200 lbs.

- High-quality German Bosch motor for whisper quiet operation
- Ball-Bearing guide system for added stability
- Requires only 2-3/4" of depth behind the TV
- Weight capacity of 200 pounds
- Can be easily mounted by one person in just minutes using only a screwdriver
- Radio command remote control operation with manual over-ride switch
- Low power drawer, 2 AMP, 110V
- Loaded lift speed of 1"/second
- Unit Weight: 40 lbs.

| Item # | Description | Color | Box Qty |
|----------------|---|------------------------|---------|
| UFWT4050845060 | Overall Extended Height: 1477 (58-1/8"), Total Travel: 29.5" | Black Powder Coated | 1 |



Flat Panel Lift

- Lifts Plasma TV at 1.25"/second
- Designed to fit units up to 60" wide (150lbs)
- Draws less than 3 AMP power
- Slide in Rear Panel or Drop Down installation
- Impulse Drive for soft starts and stops
- Custom "Anti-Collision" software
- IR remote and push button control
- Universal TV mounting hardware
- Intergral lid lifter

| Item # | Dimensions of Unit | Minimum Cabinet Opening | Box Qty |
|----------|--------------------------|--------------------------------|---------|
| KVPTVL-1 | 40" W x 11.25" D x 30" H | 40.25" W x 11.50" D x 30.25" H | 1 |


Closet Design Baer Supply Company



LCD Wall Mount

- Built-in level, cable management, extends only 2.75" from the wall
- Fits most 13" to 27" screens
- Tilts 15 degrees
- Built-in level
- Cable Management
- Drop-n-lock

| Item # | Description | TV Size | Box Qty |
|----------|----------------|-----------------------|---------|
| KVMM-100 | LCD Wall Mount | VESA 75/100 Compliant | 1 |



LCD Extended Wall Mount

- Tilt/swivel, built-in level, cable management, extends 16.5" from the wall
- Fits most 13" to 27" screens
- Tilts up 15 degrees and down 15 degrees
- Pans 90 degrees left and 90 degrees right
- Built in level
- Cable Mangement
- Drop-n-lock

| Item # | Description | TV Size | Box Qty |
|----------|-------------------------|-----------------------|---------|
| KVMM-200 | LCD Extended Wall Mount | VESA 75/100 Compliant | 1 |



Adaptor Plates

Adaptor Plates

- Built-in level – projects 2.5" from wall
- Compatible with the MM-100 and MM-200
- Adapts to larger LCD hole patterns
- Drop-n-lock

| Item # | Description | TV Size | Box Qty |
|----------|----------------|------------------------|---------|
| KVMM-300 | Adaptor Plates | VESA 100/200 Compliant | 1 |



Rolling Library Ladders

It is available special order only. To order please indicate:

1. Height: measure from floor vertically to center of track; (7" clearance is required above the track).
2. Length of track desired: and any 90° or 135° curves. On any other curves a full size template of the track must be supplied.
3. Type of bracket desired: vertical No. 14 or 14H; horizontal No. 27 or 27H; or top of shelf mount No. 29 or 29H; 1 bracket is provided for every 3 feet of track. If more are required, they must be ordered separately.
4. Type of top fixture: No. 230- Hook slide; or No. 210 Roll type.
5. Type of bottom fixture: No. 270 regular; or No. 270 old style; No. 335 safety wheel also available; (No. 335 Zinc plated only).
6. Type of finish: desired on ladder, or unfinished.
7. Type of finish for:
 - A. Top and bottom fixtures on ladder;
 - B. Track and brackets; and
 - C. Rods, teenuts and screws for ladders.
8. Species of Wood: Oak is most popular. Other species available, please inquire.

Note: If shelving or layout is unusual, please provide a sketch.

The Putnam No. 1 Rolling Ladder is made of the best grade red oak lumber, which can be ordered filled and varnished, or unfinished. Steps are screwed to rails, not nailed, and rods are placed under each step, for greater strength. The top slide feature, available in either roll type (No. 210) or hook slide (No. 230), permits the rolling ladder to be pulled out for use or pushed back against shelves to conserve space. The roll type top fixture (No. 210) is for a ladder permanently attached to the track. The hook slide top fixture (No. 230) is used when a ladder needs to be removed from one section of track to another. The ladder rolls easily on bottom fixtures (No. 270). Also available is an old style malleable iron bottom fixture (No. 270 old style) for a more antique look. The ladder runs on 7/8" slotted track, which is fastened to shelving by brackets mounted either in a vertical or horizontal position, or on top of shelving. The track can be bent for a 90 degree curve (inside) with a 30" radius, or a 135 degree curve.

Specifications: The normal measurements of the No. 1 Rolling Ladder are as follows:

- Height: as required (7" clearance is required above the track)
- Side Rails: 3-1/4" deep x 13/16"
- Steps: 4-1/4" deep x 15/16" (see figure 1)
- Outside width: 16"
- All measurements can be altered to custom specifications

Material/Finish: The ladder is made of red oak, finished with a DuPont clear penetrating wood finish. In lieu of the regular oak finish, the ladder can be finished in any of the Minwax interior wood finishes, or it can be supplied unfinished, ready to be stained and finished to match the shelving. Other Track and Fixture Finishes: Options for fixtures, track, brackets, rods, teenuts, and screws are black (oxidized), brass plated and polished, or chrome plated and polished.

Other Options: The No. 1 Oak Rolling Ladder can be made out of any hardwood, including Honduras Mahogany, Maple, Walnut, Birch, Ash, and Cherry, for an additional cost. Also available is a top bent No. 1 Rolling Ladder, as well as a No. 1 Rolling Ladder with extended sides, for a loft. Another option is the No. 335 spring loaded safety wheel finished in zinc (see figure 2). When weight is applied to the ladder the wheels swing away and allow the ladder to sit firmly on the floor.

Finishes Available:

1. Black oxidized.
2. Brass plated and polished.
3. Chrome plated and polished.
4. Satin Nickel.
5. Brushed Chrome.
6. Antique Brass.
7. Pewter.
8. Other finishes available upon request.

Special Order

PUTNAM
ROLLING LADDERS

Special Order



The Original Murphy Bed™

Our original Murphy Beds™, the patented disappearing bed idea of 1900, is one of the best space saving ideas in your home today. Three generations of innovation, design and manufacturing bring a balance to form and function. There is no compromise for a comfortable night's sleep and our beds provide that with a firm foundation and use of a standard innerspring mattress, (yours or ours). The Murphy Bed™ tucks away fully made up with blanket and pillows conveniently strapped in place. The bed legs fold automatically when the bed is raised effortlessly into the concealed position. All Murphy Beds™ are operated with a spring loaded counter balancing mechanism that is securely and safely fastened to the floor. The heavy gauge steel frames are riveted together for superior construction and made to last for decades of daily use.

- As comfortable as any bed in your home
- Store with bed fully made-up with sheets, blankets and pillows neat and secure
- Frames are secured directly to the floor for added safety
- Easy to lift and lower
- Sturdy mechanism provides years of safe, dependable operation
- Bed accepts any standard size

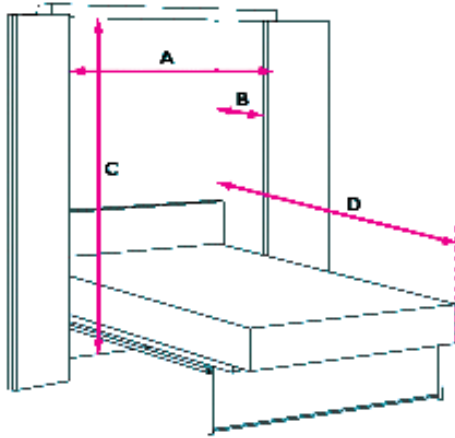


MURPHY BED COMPANY, INC.

Specifications:

The Murphy Bed mechanism is constructed of heavy gauge steel angles riveted together for extra strength. The bed pivots on hardened steel roller pins that rotate in ferritic malleable castings. The bed is easily raised and lowered by high tension balancing springs of 8 gauge oil-tempered wire (6-1/2" long x 11/8" dia.). Automatically operated bed legs fold out when bed is lowered and retract when bed is stored vertically. The base brackets are anchored directly to the floor with ten #14 x 2" long screws. Bed strap is supplied to hold mattress and all bedding in place when bed is stored. The mattress foundation is a wood frame constructed of select Canadian Spruce with six 3" wide cross braces for extra strength, a separator and foam topper which is covered with a heavyweight nonskid fabric and quilted Damask borders.

Special Order



- A. Width - Clear Door Opening
- B. Depth - Wall to Back of Doors
- C. Height - From Floor to Top of Opening
- D. Projection of Bed from Wall

Minimum Dimensions

The Original Murphy Bed™ Space Requirements

| | Model | Mattress Size Width x Length | A Width - Clear Door Opening | B Depth-Wall to Back of Doors | C Height - From Floor to Top of Opening | D Project of Bed from Wall |
|-----------|------------|---------------------------------|---------------------------------------|--|--|-------------------------------------|
| STYLELINE | SL 39 | Twin 39" x 75" | 42" | N/A | 78" | 82" |
| | SL 39XL | Twin XL 39" x 80" | 42" | N/A | 84" | 88" |
| | SL 48 | Three Quarter 48" x 75" | 51" | N/A | 78" | 82" |
| | SL 54 | Double 54" x 75" | 57" | N/A | 78" | 82" |
| | SL 54XL | Double XL 54" x 80" | 57" | 19" | 84" | 88" |
| | SL 60/75 | Short Queen 60" x 75" | 63" | N/A | 78" | 82" |
| | SL 60/80 | Queen 60" x 80" | 63" | N/A | 84" | 88" |
| | SL King | King 76" x 80" | 79" | N/A | 84" | 88" |
| | SL CA King | Calif. King 72" x 84" | 75" | N/A | 90" | 92" |
| DELUXE | DE 39 | Twin 39" x 75" | 42" | N/A | 80" | 82" |
| | DE 54 | Double 54" x 75" | 57" | 16" | 80" | 82" |
| | DE 60/80 | Queen 60" x 80" | 63" | N/A | 86" | 88" |
| ECONO | ER 39 | Twin 39" x 75" | 42" | N/A | 80" | 80" |
| | ER 48 | Three Quarter 48" x 75" | 51" | 13" | 80" | 80" |
| | ER 54 | Double 54" x 75" | 57" | N/A | 80" | 80" |
| SIDE BED | SB 39 | Twin 39" x 75" | 79" | N/A | 44-1/2" | 43-1/2" |
| | SB 48 | Three Quarter 48" x 75" | 79" | 16" | 53-1/2" | 52-1/2" |
| | SB 54 | Double 54" x 75" | 79" | N/A | 59" | 57" |

Closet Design Baer Supply Company



Keyboard Pull-Out Tray

- Includes mounting brackets, ball bearing slides and related hardware
- Separate front tray for pencils and paper clips
- Does not include mouse tray
- Available any quantity

Keyboard Tray Size:

22"W x 12-3/4"D x 2-1/2" to 3-1/2"

Extension: 15" slide that extends to 11"

| Item # | Color | Box Qty |
|----------|-------|---------|
| CWF89601 | Black | 10 |



Plastic Keyboard Pull-Out System

- Lock-out detent and adjustable platform
- Mount left or right
- Includes wrist rest with center storage and mouse tray

Mouse Tray Size: 8-17/64"W x 7-23/32"D x 25/32"H

Keyboard Tray Size: 2"W x 10-53/64"D x 1-1/2"H

Extension: 3/4" Extension, 13-1/2" Slide

| Item # | Color | Box Qty |
|--------|-------|---------|
| IMKB1M | Gray | 1 |



Plastic Keyboard Pull-Out System

- Complete with 18" ball bearing slides
- Mouse tray swivels 360°
- Mount right or left
- Includes wrist rest for comfortable support

Keyboard Tray Size:

22-1/2"W x 13-3/4"D x 2-11/64"H

| Item # | Color | Box Qty |
|---------|-------|---------|
| IMKD55M | Gray | 1 |



Steel Keyboard Pull-Out System

- Precision ball bearing slides that feature lockout
- Adjustable in 7 positions (2-11/32" x 3-11/16" in 7/32" increments with concealed mounting brackets)
- Complete with mouse tray

Keyboard Tray Size:

23"W X 10"D x 2-11/32" to 3-11/16" H

| Item # | Color | Box Qty |
|---------|-------|---------|
| KVKD110 | Black | 1 |



Econo Combo Control Arm

- 360° Swivel
 - +15°/-15° Tilt
 - 17-3/4" Slide Travel
 - 5-3/4" Height Adjustment
- 3 Units: Articulating Arm, Keyboard Clamp and a Palm Rest.
All mounting hardware included.

| Item # | Color | Box Qty |
|---------|----------------------------|---------|
| WN24917 | Black Textured Powder Coat | 1 |



Square Keyboard Platform w/Mouse Tray

- For WN24917 & WN14725
- Keyboard platform with mouse tray fits all Weber Knapp mechanisms +15° tilt
- Mount left or right with foam wrist rest

Mouse Tray Size: 7-23/32" X 7-23/32"

Keyboard Platform Size: 19-1/2" X 11"

| Item # | Color | Box Qty |
|---------|----------------------------|---------|
| WN24783 | Black Textured Powder Coat | 1 |



Mini Arm Keyboard Support

- 360° Swivel
 - +15°/-15° Tilt
 - 17-3/4" Slide Travel
 - 5-3/4" Height Adjustment
- All mounting hardware included.

| Item # | Color | Box Qty |
|---------|----------------------------|---------|
| WN14725 | Black Textured Powder Coat | 1 |



Round Keyboard Platform

- For WN24917 & WN14725
- Keyboard platform with mouse tray fits all Weber Knapp mechanisms +15° tilt
- Mount right or left with foam wrist rest

Mouse Tray Size: 8.4" X 8.4"

Keyboard Platform Size: 19-1/2" X 11"

| Item # | Color | Box Qty |
|---------|----------------------------|---------|
| WN25452 | Black Textured Powder Coat | 1 |





KV Key Series Pull-Out Support

- KVKEY3 offers extended arm mechanism required for radius cornered work surfaces (extending up to 1" above work surface)

Specifications for both units:

- Gel Mouse and Wrist Rest
- 360° Swivel
- +15°/-15° Tilt

| Item # | Track Length | Slide Travel | Height Adj. | Box Qty |
|--------|--------------|--------------|-------------|---------|
| KVKEY1 | 18" | 13" | 6" | EA |
| KVKEY3 | 24" | 19" | 9-3/4" | EA |

KVSD1 - Pull-Out Support

- Articulating mechanism that comes with a single soft-touch knob for height and tilt adjustment
- Mechanism comes with an EZ Glide track for smooth movement
- 360° Swivel
- +15°/-15° Tilt

Platform Trays: Polyethylene

Arms: Steel

| Item # | Track Length | Height Adj. | Box Qty |
|--------|--------------|-------------|---------|
| KVSD1 | 18" | 6" | EA |



Houdini Keyboard Support



Houdini Keyboard Support

- 360° Swivel
- Maximum seated flexibility with 20° negative tilt & 10° positive tilt
- 17-3/4" Slide Travel
- 8" Height Adjustment

| Item # | Color | Box Qty |
|-------------|----------------------------|---------|
| WN28029-162 | Black Textured Powder Coat | 1 |



Computer Tower Holder

- Securely clamps the CPU in position and adjust to support most CPU sizes (13-1/2" to 24"H x 3-1/4 to 8-1/2"W x any depth)
- All metal construction
- 50 lb. weight capacity
- 18" track length
- 360° Swivel
- No slide-swivel feature

| Item # | Color | Box Qty |
|--------|---------------------------|---------|
| KVCPU3 | Black Wrinkle Powder Coat | 1 |



Locking CPU Holder

- 18" Track length provides 13" of in-out adjustment range
- 360 swivel for easy access to back panel
- Weight capacity 50 lbs.

| Item # | Color | Box Qty |
|---------|---------------------------|---------|
| KVCPU-4 | Black Wrinkle Powder Coat | 1 |



Roameo CPU Cart

- Adjusts to support virtually all CPU sizes within 10" width
- 75 lb. weight capacity

| Item # | Color | Box Qty |
|--------|-------|---------|
| KVRM-1 | Black | 1 |



Hopper Monitor Arm

- Height range 19.9"
- Base swivels 360
- Clamp and grommet mounts/applications included
- Load Rating: 25 lbs.

| Item # | Description | Box Qty |
|----------|----------------------|---------|
| KVHPR-3B | Black, 18.25"H x 4"W | 1 |





Item #: RV28R-N
28" Long Round Table Leg
Color: Satin Nickel



Item #: GD1445-1
Plastic cap for bottom of 1-1/4" dia. Round Leg.
Used to cap bottom of Leg (Item #: RV28R-N)
Color: Black

Steel Table Leg with Plastic Cap

Table Legs - Satin Nickel - Round

| Item # | Size | Full Box Qty |
|----------|--------|--------------|
| RV6R-N | 6" | 24 |
| RV28R-N | 28" | 24 |
| GD1445-1 | 1-1/4" | - |

REEVE
STORE EQUIPMENT CO.



Item #: RV28S-N (Satin Nickel)
28" Long, 1" Square Table Leg. Open at bottom for desired size. Also available in **Item #: RV28S-B (Black)**



Item #: GD3066 - Leg Bushing
Insert bushing for 1" Square Legs, threaded 1/4" - 20, use with Glides. Insert to bottom of Square Leg (RV28S).



Item #: GI643-411-081 Black Threaded Glide
1-1/8" Diameter, 1/4-20 threaded stem, length 1", Non-swivel, standard duty, polyethylene plastic guide. Insert Glide into Leg Bushing (GD3066).

Table Leg, Bushing and Threaded Glide Components

| Item # | Size | Full Box Qty |
|---|------|--------------|
| Table Legs Satin Nickel - Square | | |
| RV6S-N | 6" | 24 |
| RV18S-N | 18" | 24 |
| RV28S-N | 28" | 24 |
| RV36S-N | 36" | 36 |
| Table Legs Black - Square | | |
| RV6S-B | 6" | 24 |
| RV18S-B | 18" | 24 |
| RV28S-B | 28" | 24 |
| RV36S-B | 36" | 24 |
| Leg Bushing & Threaded Glide | | |
| GD3066 | - | - |
| GI643-411-081 | 36" | 24 |



**Heidelberg
Table Leg
CM620-7S-ST**



**Heidelberg
Table Leg
CM620-7S-AO**



**Hamburg
Table Leg
CM615-7S-ST**



**Hamburg
Table Leg
CM615-70-13**

- Separate mounting bracket with 7 screw holes
- Legs can be removed for storage
- Weight capacity per each leg: .660 lbs.

| Item # | Description | Finish | Full Box Qty |
|-------------|--|-------------------|--------------|
| CM620-7S-ST | 27-3/4" Height | Brushed Steel | 1 |
| CM620-7S-AO | 27-3/4" Height | Aluminum Ridged | 1 |
| CM615-7S-ST | 27-3/4" Standard Table Height, 2-3/8" Diameter, 1-1/8" Adjustable foot | Brushed Steel | 1 |
| CM615-70-13 | 27-3/4" Length, 2-3/8" Diameter, 1-1/8" Adjustable foot | Light Gray Enamel | 4/Box |





CC20S1BKB



CCT15P1BKB



CC20T1BK

Twin Wheel Casters 70-85 lbs.

- Twin wheel casters are available in Black
- Available with stem and plate fastenings
- A wide variety of fastenings are available

Special Order Finishes: Brass, Antique Brass and Chrome

Application: Medical equipment, all purpose carts, and furniture

| Item # | Wheel Size | Load Capacity | Overall Height | Mounting | Mounting Size | Box Qty |
|-------------------------|------------|---------------|----------------|---------------|-----------------|---------|
| CCT15P1BK | 1-1/2" | 70 lbs. | 1-3/4" | Plate | 1-1/2" x 1-1/2" | 1 |
| CCT15P1BKB (w/Brake) | 1-1/2" | 70 lbs. | 1-3/4" | Plate | 1-1/2" x 1-1/2" | 1 |
| CCT20P1BKB (w/Brake) | 2" | 85 lbs. | 2-1/8" | Plate | 1-1/2" x 1-1/2" | 1 |
| CCT20S1BKB (w/Brake) | 2" | 85 lbs. | 2-1/8" | Stem & Socket | 5/16" x 1-1/2" | 1 |
| CCT20S1BK | 2" | 85 lbs. | 2-1/8" | Stem & Socket | 5/16" x 1-1/2" | 1 |
| CCT20P1BK | 2" | 85 lbs. | 2-1/8" | Plate | 1-1/2" x 1-1/2" | 1 |
| CCT20T1BK | 2" | 85 lbs. | 2-1/8" | Threaded Stem | 5/16" x 18 x 1" | 1 |
| CCT20T1BKB (w/Brake) | 2" | 85 lbs. | 2-1/8" | Threaded Stem | 5/16" x 18 x 1" | 1 |



Custom Plastic Grommets

3" O.D. Hole Grommet

- 3" Outside Diameter Hole Grommet
- 2-1/2" Bore
- 2-3/8" Inner Diameter
- Full boxes only

| Item # | Color | Box Qty |
|------------|--------|---------|
| PGH404A-X | Almond | 10 |
| PGH404BG-X | Beige | 10 |
| PGH404BL-X | Black | 10 |
| PGH404CP-X | Chrome | 10 |
| PGH404GY-X | Gray | 10 |
| PGH404WH-X | White | 10 |

2" O.D. Hole Grommet

- 2" Outside Diameter Hole Grommet
- 1-3/4" Bore
- 1-1/2" Inner Diameter
- Full boxes only

| Item # | Color | Box Qty |
|------------|--------|---------|
| PGH403A-X | Almond | 10 |
| PGH403BG-X | Beige | 10 |
| PGH403BL-X | Black | 10 |
| PGH403GY-X | Gray | 10 |
| PGH403WH-X | White | 10 |



Cut-Out Cover Caps

3" Dia. Cut-Out Cover Cap

- 3" Diameter
- 9/32" Depth
- .035" Flange
- Full boxes only

| Item # | Color | Box Qty |
|------------|--------|---------|
| PGH786A-X | Almond | 10 |
| PGH786BG-X | Beige | 10 |
| PGH786BL-X | Black | 10 |
| PGH786CP-X | Chrome | 10 |
| PGH786GY-X | Gray | 10 |
| PGH786WH-X | White | 10 |

1-1/2" Dia. Cut-Out Cover Cap

- 1-1/2" Diameter
- 3/8" Depth
- Full boxes only

| Item # | Color | Box Qty |
|------------|--------|---------|
| PGH785A-X | Almond | 10 |
| PGH785BG-X | Beige | 10 |
| PGH785BL-X | Black | 10 |
| PGH785GY-X | Gray | 10 |
| PGH785WH-X | White | 10 |

**HUGHES
SUPPLY**

Closet Design Baer Supply Company



- Round plastic grommets with removable caps. All grommets, except "AG", "OG" and Plated Finishes feature Mockett's "Flip-Top™" tab.
- **Packing:** MQAG and MQBG are 10 per box, all others are 5 per box. All are full boxes only

| Item # | Color | O.D. | Bore Size | I.D. | UM |
|------------------|-----------------|---------|-----------|--------|----|
| AG Series | | | | | |
| MQAG3BK | Black | 1" | 3/4" | 9/16" | ST |
| MQAG3PY | Putty | 1" | 3/4" | 9/16" | ST |
| MQAG3WH | White | 1" | 3/4" | 9/16" | ST |
| OG Series | | | | | |
| MQOG3BK | Black | 1-5/16" | 1" | 3/4" | ST |
| MQOG3LG | Lt. Gray | 1-5/16" | 1" | 3/4" | ST |
| MQOG3PY | Putty | 1-5/16" | 1" | 3/4" | ST |
| MQOG3WH | White | 1-5/16" | 1" | 3/4" | ST |
| BG Series | | | | | |
| MQBG3BK | Black | 1-3/4" | 1" | 1-3/8" | ST |
| MQBG3LG | Lt. Gray | 1-3/4" | 1-1/2" | 1-3/8" | ST |
| MQBG3PY | Putty | 1-3/4" | 1-1/2" | 1-3/8" | ST |
| MQBG3WH | White | 1-3/4" | 1-1/2" | 1-3/8" | ST |
| MQBG5BR | Polished Brass | 1-3/4" | 1-1/2" | 1-3/8" | ST |
| MQBG5CH | Polished Chrome | 1-3/4" | 1-1/2" | 1-3/8" | ST |
| SG Series | | | | | |
| MQSG3BK | Black | 2" | 1-3/4" | 1-5/8" | ST |
| MQSG3LG | Lt. Gray | 2" | 1-3/4" | 1-5/8" | ST |
| MQSG3PY | Putty | 2" | 1-3/4" | 1-5/8" | ST |
| MQSG3WH | White | 2" | 1-3/4" | 1-5/8" | ST |
| MQSG5BR | Polished Brass | 2" | 1-3/4" | 1-5/8" | ST |
| MQSG5CH | Polished Chrome | 2" | 1-3/4" | 1-5/8" | ST |

| Item # | Color | O.D. | Bore Size | I.D. | UM |
|-------------------|-----------------|--------|-----------|---------|----|
| TG Series | | | | | |
| MQTG3BK | Black | 2-3/8" | 2" | 1-7/8" | ST |
| MQTG3PY | Lt. Gray | 2-3/8" | 2" | 1-7/8" | ST |
| MQTG3PY | Putty | 2-3/8" | 2" | 1-7/8" | ST |
| MQTG3WH | White | 2-3/8" | 2" | 1-7/8" | ST |
| MQTG5BR | Polished Brass | 2-3/8" | 2" | 1-7/8" | ST |
| MQTG5CH | Polished Chrome | 2-3/8" | 2" | 1-7/8" | ST |
| EDP Series | | | | | |
| MQEDP3BK | Black | 3" | 2-1/2" | 2-5/16" | ST |
| MQEDP3LG | Lt. Gray | 3" | 2-1/2" | 2-5/16" | ST |
| MQEDP3PY | Putty | 3" | 2-1/2" | 2-5/16" | ST |
| MQEDP3WH | White | 3" | 2-1/2" | 2-5/16" | ST |
| MQEDP5BR | Polished Brass | 3" | 2-1/2" | 2-5/16" | ST |
| MQEDP5CH | Polished Chrome | 3" | 2-1/2" | 2-5/16" | ST |
| XG Series | | | | | |
| MQXG3BK | Black | 3-1/2" | 3" | 2-3/4" | ST |
| MQXG3LG | Lt. Gray | 3-1/2" | 3" | 2-3/4" | ST |
| MQXG3PY | Putty | 3-1/2" | 3" | 2-3/4" | ST |
| MQXG3WH | White | 3-1/2" | 3" | 2-3/4" | ST |
| MQXG5BR | Polished Brass | 3-1/2" | 3" | 2-3/4" | ST |
| MQXG5CH | Polished Chrome | 3-1/2" | 3" | 2-3/4" | ST |
| ZG Series | | | | | |
| MQZG3BK | Black | 4-1/2" | 4" | 3-7/8" | ST |
| MQZG3LG | Lt. Gray | 4-1/2" | 4" | 3-7/8" | ST |
| MQZG3PY | Putty | 4-1/2" | 4" | 3-7/8" | ST |
| MQZG3WH | White | 4-1/2" | 4" | 3-7/8" | ST |



- Patented flexible top

Packing: Full boxes only

| Item # | Size/Finish | Box Qty |
|---------------|---------------|---------|
| 2-3/8" | | |
| CWF2670-X | 2-3/8" Black | 10 |
| CWF2671-X | 2-3/8" White | 10 |
| CWF2672-X | 2-3/8" Brown | 10 |
| CWF2673-X | 2-3/8" Gray | 10 |
| CWF2674-X | 2-3/8" Almond | 10 |
| CWF2676-X | 2-3/8" Beige | 10 |
| 3-1/8" | | |
| CWF2870-X | 3-1/8" Black | 10 |
| CWF2872-X | 3-1/8" Brown | 10 |
| CWF2873-X | 3-1/8" Gray | 10 |
| CWF2874-X | 3-1/8" Almond | 10 |
| CWF2876-X | 3-1/8" Beige | 10 |



- MM3 Series Solid Brass 1-3/4" Bore Grommets
- Solid brass
- Hand machined executive detailed grommet caps and liners
- Sits 1/16" above the desktop

| Item # | Finish | Box Qty |
|----------|-----------------------------|---------|
| MQMM3ABR | Bright Brass Hole Liner | 5 |
| MQMM3ACH | Bright Chrome Hole Liner | 5 |
| MQMM3AEA | English Antique Hole Liner | 5 |
| MQMM3BR | Bright Brass Grommet Cap | 5 |
| MQMM3CH | Bright Chrome Grommet Cap | 5 |
| MQMM3EA | English Antique Grommet Cap | 5 |



Wood Grommets

- One-piece grommets feature a radiused top without a hole liner
- Cord Slot: 5/8"

| Item # | Description | Box Qty |
|-----------|---------------------------|---------|
| SBWG-M175 | Bore: 1-3/4", 2-1/4" Dia. | 25 |

Closet Design Baer Supply Company

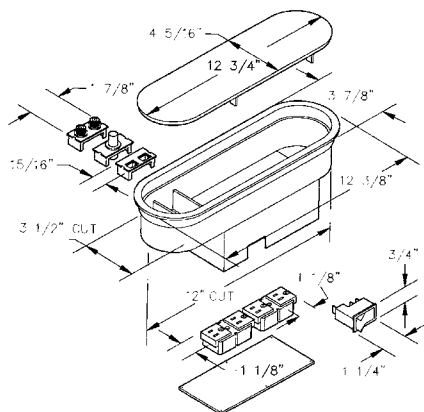


Power & Communication System

- Power and data connections right at your fingertips
- Simple twist cap allows the cap to sit flush with the liner when not in use
- Stocked in black and features a 6' power cord that should be plugged into a surge suppressor
- Includes 4 electrical outlets and three interchangeable phone/data modules
- Features a circuit breaker reset button on the base

Connections: 4 electrical and 3 phone/data, modules: Dual CAT 5 RJ45 universal T568A/B jacks, Single F connector insert, Dual Cat 5, RJ45 T568A wired jacks (supports gigabit ethernet)

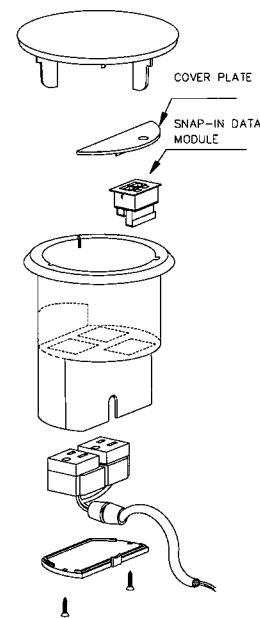
| Item # | Size | Box Qty |
|----------|------------------------------|---------|
| MQPCS3BK | 3-1/2" x 12" Hole, 2-3/4" ID | 1 |




ACM Series

- Connections:** 2 electrical outlets & 1 phone data module: Dual CAT 5 RJ45 universal T568A/B jacks
- Cap sits flush with the liner when not in use
 - Stocked in black and features a 6' power cord that should be plugged into a surge suppressor
 - Includes 2 electrical outlets & 1 phone/data jack
 - Circuit breaker reset button on the base

| Item # | Size | Box Qty |
|----------|-------------------------|---------|
| MQPCS1BK | 3-1/2" Hole, 4" OA Dia. | 1 |



MOCKETT
DODD MOCKETT & COMPANY, INC.



WM2 Series

- A one-piece "J" shaped wire manager
- Ideal for operations where cords must be moved often, or kept neatly out of the way
- Easy to install, secures to the back or side of any desk or work surface with double-sided tape, staples or screws
- Available any quantity

| Item # | Color/Size | Box Qty |
|----------|---|---------|
| MQWM2BK6 | Black, 1" x 1-1/2" Inside x 6' long | 10 |



WM7 Series

- Ideal for use in home or office where you need just a few little "wire guides" along the way as opposed to using longer channel lengths
- To install, simply stick up with double-sided tape (included), flip open the tab, lay the wires inside and flip the tab back into place
- Available any quantity

| Item # | Color/Size | Box Qty |
|---------|------------------------|---------|
| MQWM7BK | Black, 1-3/4" x 3-1/2" | 25 |



Grommet Cover Caps

Grommet Cover Caps

- Round plastic rings that can be used for air vents in computer cabinetry, stereo/TV cabinetry, etc.
- The MQAV2 fits right into the MQEDP grommet
- The EDP grommet includes flip-top cover cap
- Size: 3" OD, 2-1/2" bore, 2-5/16" Inside Diameter
- Available any quantity

| Item # | Color | Box Qty |
|---------|------------|---------|
| MQAV2BK | Black | 10 |
| MQAV2LG | Light Gray | 10 |
| MQAV2PY | Putty | 10 |
| MQAV2WH | White | 10 |

MOCKETT
DODD MOCKETT & COMPANY, INC.



Vertical Swing Lift Up Mechanisms

Recommended Door Size and Weight:

Width: 23-5/8" - 35-7/16" (600 - 900 mm)

Height per Door: 15-23/64" - 17-23/32" (390 - 450 mm)

Weight per Door: 2.5 - 5.2 kg (5.5 - 11.4 lbs)

Solid Wood Door: 23-5/8" (600 mm): 535

Solid Wood Door: 35-7/16" (900 mm): 835


Frame Door: 23-5/8" (600 mm): 551

Frame Door: 35-7/16" (900 mm): 851

- Adjustable mounting plate
- Patented Lapcon technology
- Supplied with screws and used in pairs
- Material: Plastic - Gray, Steel and Nickel

| Item # | Door Weight Kg (lbs.) | Box Qty |
|--------|------------------------------|-----------------|
| SLSLU3 | 2.5 - 3.5 (5.5 - 7.7 lbs.) | 5 pairs per Box |
| SLSLU4 | 3.6 - 4.5 (7.9 - 9.9 lbs.) | 5 pairs per Box |
| SLSLU5 | 4.6 - 5.2 (10.1 - 11.4 lbs.) | 5 pairs per Box |





DVD/CD Media Storage Racks

- Unique design neatly stores most sizes
- Displays cases in easy-to-read, easy-to-reach manner
- DVD and CD cases can be stored either vertically or horizontally
- Stick-on version, includes self-adhesive mounting tape

Available any quantity

| Item # | Capacity | Box Qty |
|-----------|-------------------|---------|
| CWCPF4470 | 8 DVD or CD cases | 100 |



Flip'n See Series CD Storage

- Designed to allow the user to quickly and easily view CD titles by flipping them forward
- Provided with connectors, rails and mounting tape

Available any quantity

| Item # | Capacity | Box Qty |
|----------|---------------|---------|
| CWFR4300 | 20 CD Storage | 125 |



Wide, Double Compartment Pencil Drawer

Wide, Double Compartment Pencil Drawer

- Deep compartments
- Ribbed back compartment prevents items from sliding
- Protective end caps cover sharp edges and prevent injury
- Wider compartments to accommodate rulers, scissors, etc.
- Center finger tab for easy opening, without lock

| Item # | Size | Box Qty |
|-------------|-------------------------|---------|
| CWCPF-89777 | 22" W x 19.19" L x 2" D | 1 |



334 Series Rails Flip

334 Series Rails Flip

- Closed front rail system fits in narrow applications, minimum shelf width required is only 5-1/8"
- Rails can be positioned to conceal euro-slides, also perfect as a drawer "drop-in"
- Mounts with either (3) #6 flat head screws, or US120C 2 sided tape for use on thin drawer bottoms

Material/Finish: High Impact Plastic, Coated Steel Wire/Black

Available any quantity

| Item # | Depth | Width | CD Capacity per Row | DVD | Tapes | Disney VHS Tapes | Box Qty |
|--------|--------|-------|---------------------|-----|-------|------------------|---------|
| US334 | 14.50" | 6.12" | 28 | 18 | 11 | 10 | 40 |



Low Profile Flipworks™

Low Profile Flipworks™

- Additional width may allow better proportions for raised panel doors. Conveniently snaps into drawer slides (not included)
- For surface mount slides see USS450 For Euro slides see: DSRS118 (18")

Material/Finish: High Impact Plastic, Coated Steel Wire/Black

Available any quantity

NOTE: Not for use with Disney cases

Same great features as the US384-US386 Series but for use in low profile applications. DVDs and VHS tapes lay on their sides to fit lower height constraints.

| Item # | Depth | Width | CD Capacity per Row | DVD | Tapes | Computer | Games | Box Qty |
|--------|--------|-------|---------------------|-----|-------|----------|-------|---------|
| US396 | 17.99" | 9.18" | 30 | 24 | 14 | 17 | 30 | 12 |




Flipworks™ Tray System

Flipworks™ Tray System

- Curved front tray provides access of all media formats, including single and double DVD's, CD's, VHS, audio tapes, and 3.5" disk, Zip™, Jaz™ backup tapes
- **Material/Finish:** High Impact Plastic, Coated Steel Wire/Black
- **Accessory Items:**
For Surface Mount Slides see: USS350, USS400 and USS450
For Euro Slides see: DSRs114 (14"), DSRs116 (16") & DSRs118 (18")
- Available any quantity

| Item # | Depth | Width | CD Cap. per Row | DVD Cap. per Row | VHS Tape Cap.per Row | Disney VHS Cap.per Row | Box Qty |
|------------------------------|---------------------|---------------------|--------------------|---------------------|-------------------------|------------------------------|------------|
| Single Row Flipworks® | | | | | | | |
| US386 | 17.97" (456.4mm) | 6.98" (177.3mm) | 31 | 24 | 14 | 12 | 30 |
| Two Row Flipworks® | | | | | | | |
| US384-2R | 14.31" (363.6mm) | 13.70" (348mm) | 23 | 18 | 10 | 9 | 15 |
| US385-2R | 16.28" (413.6mm) | 13.70" (348mm) | 27 | 21 | 12 | 11 | 15 |
| Three Row Flipworks® | | | | | | | |
| US384-3R | 14.46" (367.3mm) | 18.75" (476.3mm) | 23 | 18 | 10 | 9 | 15 |



Aluminum File Rails

- Flat stock aluminium bar for use as a file hanger
- Available any quantity

| Item # | Size | Color | Box Qty |
|----------|-------------------|----------------|---------|
| EA2126A | 1/8" x 3/4" x 72" | Aluminum | 12 |
| EA2126BL | 1/8" x 3/4" x 72" | Black Aluminum | 12 |
| EA1058A | 1/8" x 1/2" x 72" | Aluminum | 12 |
| EA1058BL | 1/8" x 1/2" x 72" | Black Aluminum | 12 |



Steel Hanging File Brackets Top Mount

- Full boxes only

| Item # | Color | Box Qty |
|-----------|-------|---------|
| KT432BL-T | Black | 100 |
| KT432ZC-T | Zinc | 100 |



Wrapped Over The Top - Steel Hanging File Brackets

- Use Brackets with the EA2126A, EA2126BL, EA1058A, and EA1058BL 3 types of Mounting Brackets: Over the Top, Top, and Flush Mounts
- A fast, easy and inexpensive way to install hanging files in furniture
- No need to route grooves
- Full boxes only

| Item # | Size | Color | Box Qty |
|--------------|------|-------|---------|
| KT432BL-R500 | 1/2" | Black | 100 |
| KT432BL-R625 | 5/8" | Black | 100 |
| KT432BL-R750 | 3/4" | Black | 100 |
| KT432ZC-R500 | 1/2" | Zinc | 100 |
| KT432ZC-R625 | 5/8" | Zinc | 100 |
| KT432ZC-R750 | 3/4" | Zinc | 100 |



Steel Hanging File Brackets Flush Mount

- Full boxes only

| Item # | Color | Box Qty |
|-----------|-------|---------|
| KT432BL-S | Black | 100 |
| KT432ZC-S | Zinc | 100 |



Steel Hanging File Brackets Letter To Legal Mount

- Full boxes only

| Item # | Description | Color | Box Qty |
|------------|-------------------------|-------|---------|
| KT432BL-8S | Holds 1/8" Thick Hanger | Black | 100 |
| KT432ZC-8S | Holds 1/8" Thick Hanger | Zinc | 100 |



Drawer File System

- Organize recipes, coupons, bills and more available in both legal and letter size dimensions
- Features front and back frames that fasten to the drawer box for complete stability and a versatile T-Rod that creates divided storage for both legal and letter size folders
- This durable file drawer system is designed for base 18 and base 21 cabinets but features metal supports that can be trimmed to fit virtually any cabinet drawer

| Item # | Type | Size |
|---------------|--------|---------------------------------|
| RSRAS-SMFD-52 | Legal | 13"W x 19-1/4" L x 9-3/4" H |
| RSRAS-LGFD-52 | Letter | 15-7/8"W x 19-1/4" L x 9-3/4" H |



Black Plastic Rail & Clip System

Black Plastic Rail & Clip System

- 8' long for either 5/8" or 1/2" drawer material
- Once the clips are in place, install the cross bar (Cross Bar not included, see EA2126A or EA1058A) to accept legal size folders
- Available any quantity
- Full boxes only

| Item # | Description | Box Qty |
|----------|---------------------------|---------|
| CWF580FR | Black Rail, 5/8" x 8' | 200 |
| CWF32500 | Pendaflex Rail, 1/2" x 8' | 200 |
| CWF900K | File Rail Clip, Black | *100 |



Pin Tumbler Cylinder CAM Lock

Pin Tumbler Cylinder CAM Lock

Applications: For drawers, left-hand and right hand doors

Installation: Requires 3/4" diameter hole in wood

Operation: 90° cam turn. Key removable in both locked and unlocked position. Through the use of a shifter, the 360° key turns the cam 90° in either direction. Actual application determines which cam position is the locked position. Each lock is furnished with an alternate cam for opposite cam turn

Available any quantity

| Item # | Finish | Type of installation | Cylinder Length | Max. Material Thickness | Box Qty |
|---------------|--------------|----------------------|-----------------|-------------------------|---------|
| NLC8108**-26D | Satin Chrome | Flush | 1-3/4" | 1-3/8" | 10 |
| NLC8108**-4 | Satin Brass | Flush | 1-3/4" | 1-3/8" | 10 |
| NLC8103**-26D | Satin Chrome | Lipped | 1-3/16" | 7/8" | 10 |
| NLC8103**-4 | Satin Brass | Lipped | 1-3/16" | 7/8" | 10 |
| NLC8106**-26D | Satin Chrome | Flush | 1-7/16" | 1-1/8" | 10 |
| NLC8106**-4 | Satin Brass | Flush | 1-7/16" | 1-1/8" | 10 |
| NLC8102**-26D | Satin Chrome | Flush | 1-1/16" | 3/4" | 10 |
| NLC8102**-4 | Satin Brass | Flush | 1-1/16" | 3/4" | 10 |
| NLC8109**-26D | Satin Chrome | Lipped | 1-3/4" | 1-1/2" | 10 |
| NLC8109**-4 | Satin Brass | Lipped | 1-3/4" | 1-1/2" | 10 |

****Note:** Keying. Masterkeyed and other special keying available on special order. NL-C8108, supplied with 2 keys, 2 offset cams (1 left, 1 right), trim washer, spur washer. Construction: Brass.




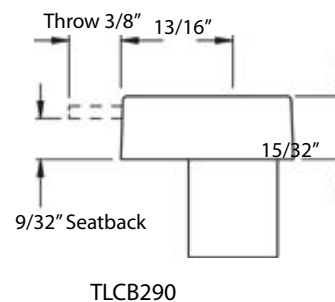
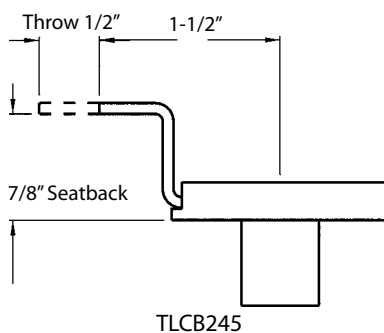
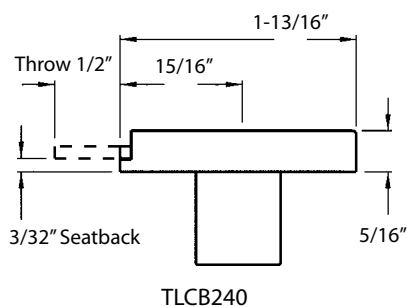
Vertical Mount Drawer Lock

Lock systems are numbered on key and face, are master-keyed with removable lock plugs that come with (2) solid brass keys. Vertically mounted deadbolts that come in a tough nylon housing for use in cabinet doors. Deadbolt locks TLCB230, TLCB235, and TLCB280 are for use on doors or drawers.

- Requires 16.5mm diameter hole
 - Mount in 3/4" material
 - Installation dimensions below
 - Locks provide up to 500 key changes and are easy to install. See below for stocked key numbers
- Available any quantity

| Item # | Setback | Centerline of Lock to End of Cam Plate |
|----------------------|---------|--|
| Cylinder Body | | |
| TLCB240 | 3/32" | 15/16" |
| TLCB245 | 7/8" | 1-1/2" |
| TLCB290 | 9/32" | 13/16" |

CompX
TIMBERLINE



TLLP100 Nickel
TLLP200 Old English
TLLP300 Black
TLLP400 Statuary Bronze
TLLP500 Brass
TLLP700 Satin Nickel

Lock Plugs

| Item # | Finish | Qty per Box |
|-----------|-------------------------|-------------|
| TLLP100KD | Nickel, Keyed Different | 25 |
| TLLP100-* | Nickel | 25 |
| TLLP200-* | Old English | 25 |
| TLLP300-* | Black | 25 |
| TLLP400-* | Statuary Bronze | 25 |
| TLLP500-* | Polished Brass | 25 |
| TLLP700-* | Satin Nickel | 25 |

* Specify Key Number when ordering.

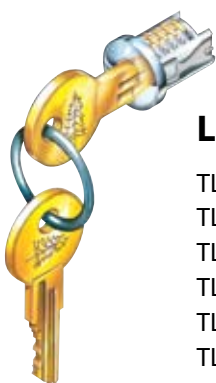
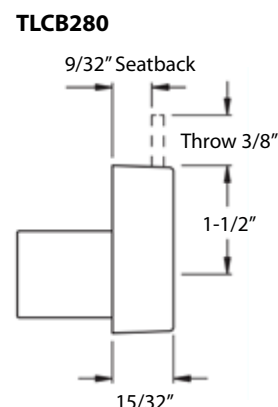
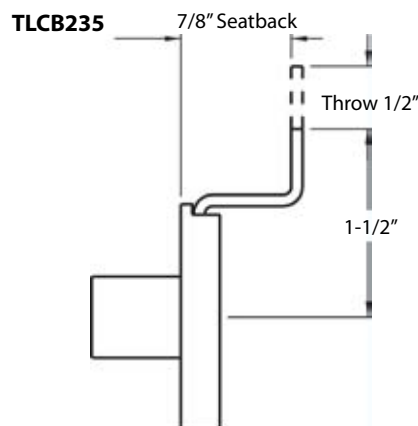
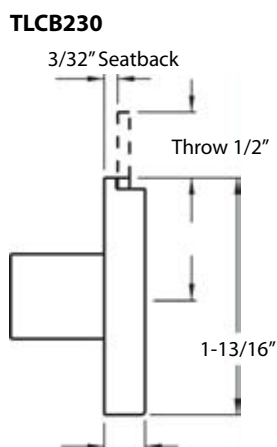
Key Numbers available: **-100TA, -101TA, -102TA, -103TA, -104TA, -105TA, -106TA, -107TA, -108TA, -109TA**; TLLP100 also available in key numbers: **-110TA, and -120TA**.

Closet Design Baer Supply Company



- Numbered on key and face
- Master-keyed with removable lock plugs that come with (2) solid brass keys
- Horizontally mounted deadbolts that come in a tough nylon housing.
- Deadbolt locks TLCB230, TLCB235, and TLCB280 for use on doors or drawers
- Requires 16.5mm diameter hole
- Mount in 3/4" material
- Up to 500 key changes
- Available any quantity

| Item # | Setback | Centerline of Lock to End of Cam Plate |
|----------------------|---------|--|
| Cylinder Body | | |
| TLCB230 | 3/32" | 15/16" |
| TLCB235 | 7/8" | 1-1/2" |
| TLCB280 | 9/32" | 13/16" |



* Specify Key Number when ordering.

Lock Plugs

TLLP100 Nickel
TLLP200 Old English
TLLP300 Black
TLLP400 Statuary Bronze
TLLP500 Brass
TLLP700 Satin Nickel

| Item # | Finish | Qty per Box |
|-----------|-------------------------|-------------|
| TLLP100KD | Nickel, Keyed Different | 25 |
| TLLP100-* | Nickel | 25 |
| TLLP200-* | Old English | 25 |
| TLLP300-* | Black | 25 |
| TLLP400-* | Statuary Bronze | 25 |
| TLLP500-* | Polished Brass | 25 |
| TLLP700-* | Satin Nickel | 25 |

* Key Numbers available: -100TA, -101TA, -102TA, -103TA, -104TA, -105TA, -106TA, -107TA, -108TA, 109TA; TLLP100 also available in key numbers: -110TA, and -120TA.



TLDB165



TLKY500



TLCC100



TLSP300



TLSP100



TLSP101



TLSP185



TLSP255



TLTL100

Drawer Lock Accessories

Horizontal & Vertical Drawer Lock Accessories

| Item # | Description | Box Qty |
|---------|----------------------------------|----------------------|
| TLDB165 | 16.5mm Drill Bit | Individually packed |
| TLKY101 | Master Key | Individually packed |
| TLTL100 | Adjustable Pin Installation Tool | Individually packed |
| TLKY500 | Universal Change Tool | 5, Available any qty |
| TLCC100 | Cylinder Finish Cap | 100, Full box only |
| TLSP300 | Spacer for 5/8" Panels | 25, Full box only |

| Item # | Description | Box Qty |
|--|-------------------------------|---------|
| Strike Plate - Available any quantity | | |
| TLSP100 | 7/8" W x 5/16" H x 3/4" D | 25 |
| TLSP101 | 7/8" W x 1/2" H x 3/4" D | 25 |
| TLSP185 | 7/8" W x 1/4" Thick x 3/8" D | 25 |
| TLSP255 | 7/8" W x 3/16" Thick x 3/8" D | 25 |

| Bezel - Available any quantity | | |
|---------------------------------------|-----------------|---------|
| Item # | Finish | Box Qty |
| TLBZ100 | Nickel | 25 |
| TLBZ200 | Old English | 25 |
| TLBZ300 | Black | 25 |
| TLBZ400 | Statuary Bronze | 25 |
| TLBZ500 | Polished Brass | 25 |
| TLBZ700 | Satin Nickel | 25 |

CompX
NATIONAL



HandiWall™

- Available in 8 and 4 foot lengths, custom lengths available upon request
- 4 panels per carton 8' lengths, 8 panels per carton 4' lengths or 32 feet per carton
- Easy to install, seamless connection
- Scratch and water resistant
- Compatible with standard slatwall accessories
- 39 boxes is equivalent to 1 skid. 1 skid of 8' panels completes approximately 3 garages

HandiWall™

| Item # | Description | Box Qty |
|------------------------|---------------------------|---------|
| 12" X 4' Panels | | |
| GCHSW1004 | 12" x 4' Panel-White | 8 |
| GCHSW2004 | 12" x 4' Panel-Taupe | 8 |
| GCHSW3004 | 12" x 4' Panel-Slate Gray | 8 |
| GCHSW5004 | 12" x 4' Panel-Maple | 8 |
| 6" X 8' Panels | | |
| GCHSW3108 | 6" x 8' Panel-Gray | 8 |
| GCHSW2108 | 6" x 8' Panel-Taupe | 8 |
| 8' Panels | | |
| GCHSW2008 | 8' Panel-Taupe | 4 |
| GCHSW1008 | 8' Panel-White | 4 |
| GCHSW3008 | 8' Panel-Gray | 4 |
| GCHSW4008 | 8' Panel-Black | 4 |
| GCHSW5008 | 8' Panel-Maple | 4 |

Color Match Screws

| Item # | Description | Box Qty |
|--------------|---|---------|
| GCHSWS100W | Drywall Screw, White Color Matched | 1,000 |
| GCHSWS100WTC | Flathead Tapcon, White 3/16"X1-3/4" | 1,000 |
| GCHSWS200T | Drywall Screw, Taupe Color Matched | 1,000 |
| GCHSWS200TTC | Flathead Tapcon, Taupe 3/16"X1-3/4" | 1,000 |
| GCHSWS225T | 2.5" Drywall Screw, Taupe Color Matched | 1,000 |
| GCHSWS300G | Drywall Screw, Gray Color Matched | 1,000 |
| GCHSWS300GTC | Flathead Tapcon, Gray 3/16"X1-3/4" | 1,000 |
| GCHSWS500M | 1.625" Drywall Screw, Maple | 1,000 |
| GCHSWS500MTC | Flathead Tapcon, Maple 3/16"X1-3/4" | 1,000 |
| GCHSWS525M | 2.5" Drywall Screw, Maple Color Matched | 1,000 |





HandiWall™ Trim

HandiWall™ Trim

- Edge/U-Caps, J-Molding, Corner Molding, Division Molding and Baseboard Trim
- Available in White, Taupe, Slate Gray, Black and Burgandy



| Item # | Color/Size | Box Qty |
|----------------------------|------------------|---------|
| Wide Corner Molding | | |
| GCHST9008C | Maple, 120" | 4 |
| GCHST1008C | White, 120" | 4 |
| GCHST2008C | Taupe, 120" | 4 |
| GCHST3008C | Gray, 120" | 4 |
| GCHST4008C | Black, 120" | 4 |
| Division Molding | | |
| GCHST9008D | Maple, 96" | 4 |
| GCHST9108D | Maple, 120" | 4 |
| GCHST1008D | White, 96" | 4 |
| GCHST1108D | White, 120" | 4 |
| GCHST2008D | Taupe, 96" | 4 |
| GCHST2108D | Taupe, 120" | 4 |
| GCHST3008D | Slate Gray, 96" | 4 |
| GCHST3108D | Slate Gray, 120" | 4 |
| GCHST4008D | Black, 96" | 4 |
| GCHST4108D | Black, 120" | 4 |
| GCHST5108D | Burgandy, 120" | 4 |
| Large J Molding | | |
| GCHST5008L | Burgandy, 120" | 4 |
| GCHST9008L | Maple Wood, 120" | 4 |
| GCHST1008L | White, 120" | 4 |
| GCHST2008L | Taupe, 120" | 4 |
| GCHST3008L | Slate Gray, 120" | 4 |
| GCHST4008L | Black, 120" | 4 |

| Item # | Color/Size | Box Qty |
|------------------------------|--------------------|---------|
| J Molding | | |
| GCHST9008J | Maple, 96" | 4 |
| GCHST1008J | White, 96" | 4 |
| GCHST2008J | Taupe, 96" | 4 |
| GCHST3008J | Gray, 96" | 4 |
| GCHST4008J | Black, 96" | 4 |
| Inside/Outside Corner | | |
| GCHST9008M | Maple, 96" | 4 |
| GCHST1008M | White, 96" | 4 |
| GCHST2008M | Taupe, 96" | 4 |
| GCHST3008M | Gray, 96" | 4 |
| GCHST4008M | Black, 96" | 4 |
| T Molding | | |
| GCHST9008T | Maple, 120" | 4 |
| GCHST1008T | White, 120" | 4 |
| GCHST2008T | Taupe, 120" | 4 |
| GCHST3008T | Slate Gray, 120" | 4 |
| Indented Edge Cap | | |
| GCHST9008E | Maple, 96" | 4 |
| GCHST1008E | White, 96" | 4 |
| GCHST2008E | Taupe, 96" | 4 |
| GCHST3008E | Gray, 96" | 4 |
| GCHST4008E | Black, 96" | 4 |
| Baseboard Trim | | |
| GCHST4008B | Charc. Black, 120" | 4 |
| GCHST5008B | Burgandy, 120" | 4 |



GCHSSERP033G

34" W x 16" D x 24" H

| Item # | Description |
|--------------|------------------------------|
| GCHSSERP033T | Taupe, 34" W x 16" D x 24" H |
| GCHSSERP033G | Gray, 34" W x 16" D x 24" H |



GCHSSE005T

34" W x 16" D x 36" H

| Item # | Description |
|--------------|--------------------------------------|
| GCHSSERP034T | Taupe, 34" W x 16" D x 36" H |
| GCHSSERP034G | Cabinet, Gray, 34" W x 16" D x 36" H |



GCHSSERP035T

34" W x 16" D x 69" H

| Item # | Description |
|--------------|--------------------------------------|
| GCHSSERP035T | Taupe, 34" W x 16" D x 69" H |
| GCHSSERP035G | Cabinet, Gray, 34" W x 16" D x 69" H |

Zapet Swing Door Cabinets

Zapet Swing Door Cabinets available in:
Taupe Frame with Light Beige Doors or
Gray Frame with Light Gray Doors.

- Tall & Base cabinets are stand alone or attach to HandiWall Panels

BRACKET KITS

| Item # | Description |
|----------|--|
| GCHSZBK | Zapet Swing Door Wall & Base Bracket Kit |
| GCHSZBKT | Zapet Swing Door Tall Bracket Kit |





34" W x 16" D x 24" H

| Item # | Description |
|------------|--|
| GCHSSE004T | Taupe Frame & Lt. Beige Doors, 34" W x 16" D x 24" H |
| GCHSSE011G | Gray Frame & Lt. Gray Doors, 34" W x 16" D x 24" H |



40" W x 16" D x 36" H

| Item # | Description |
|------------|--|
| GCHSSE012T | Taupe Frame & Lt. Beige Doors, 40" W x 16" D x 36" H |
| GCHSSE008G | Gray Frame & Lt. Gray Doors, 34" W x 16" D x 36" H |

Tambour Door Cabinets

Tall & Base cabinets are stand alone or attach to HandiWall Panels.

Packing: 1 per box

BRACKET KITS

| Item # | Description |
|----------------------------|--|
| Cabinet Hanging Kit | |
| GCHSBR30W | For HSSE012T, Taupe, Wall |
| GCHSBR30B | For HSSE005T, Taupe, Base |
| GCHSBR30T | For HSSE004T, Taupe, Tall |
| GCHSBR18W | For HSSE011G, Gray, Wall |
| GCHSBR18B | For HSSE009G, Gray, Tall |
| GCHSBR18T | Tall Tambour Cabinet Hanging Kit, Gray |



34" W x 16" D x 69" H

| Item # | Description |
|------------|--|
| GCHSSE005T | Taupe Frame & Lt. Beige Doors, 40" W x 16" D x 69" H |
| GCHSSE009G | Gray Frame & Lt. Gray Doors, 34" W x 16" D x 69" H |

Handi **SOLUTIONS**



3" x 12" Basket

| Item # | Description |
|------------|-----------------|
| GCHSB0312B | 3" x 12" Basket |



8" x 12" Basket

| Item # | Description |
|------------|-----------------|
| GCHSB0812B | 8" x 12" Basket |



12" x 18" Basket

| Item # | Description |
|------------|------------------|
| GCHSB1218B | 12" x 18" Basket |



12" x 24" Basket

| Item # | Description |
|------------|------------------|
| GCHSB1224B | 12" x 24" Basket |



14" x 24" Shelf

| Item # | Description |
|------------|-----------------|
| GCHSS1424B | 14" x 24" Shelf |



14" x 48" Shelf

| Item # | Description |
|------------|-----------------|
| GCHSS1448B | 14" x 48" Shelf |





Golf Accessory Holder

| Item # | Description |
|----------|-----------------------|
| GCHSGAHB | Golf Accessory Holder |




5" Bike Hook

| Item # | Description |
|----------|--------------|
| GCHSH05B | 5" Bike Hook |



Tennis Accessory Holder

| Item # | Description |
|---------|-------------------------|
| GCHSTAH | Tennis Accessory Holder |



Fishing Rod Holder

| Item # | Description |
|---------|--------------------|
| GCHSFRH | Fishing Rod Holder |



Horizontal Bike Rack

| Item # | Description |
|---------|----------------------|
| GCHSHBR | Horizontal Bike Rack |



13" X 24" Shoe Rack

| Item # | Description |
|------------|---------------------|
| GCHSS1324B | 13" x 24" Shoe Rack |



Plastic Sports Rack


| Item # | Description |
|--------|---------------------------|
| GCHSSR | Plastic Sports Rack-Taupe |



Sports Accessory Rack

| Item # | Description |
|---------|-----------------------|
| GCHSSAR | Sports Accessory Rack |





12" Shelf Bracket, 1", 4", 6", 8" Hooks

| | Item # | Description |
|-----------|------------|-------------------|
| A | GCHSS12SBB | 12" Shelf Bracket |
| B | GCHSHS06B | 6" Hook |
| C | GCHSHS04B | 4" Hook |
| D | GCHSHS01B | 1" Hook |
| E | GCHSHNHB | Notch Hook |
| Not Shown | GCHSHS08B | 8" Hook |



4" Loop Hook

| Item # | Description |
|-----------|--------------|
| GCHSH04LB | 4" Loop Hook |



8" Loop Hook

| Item # | Description |
|-----------|--------------|
| GCHSH08LB | 8" Loop Hook |



4" Double Hook

| Item # | Description |
|-----------|----------------|
| GCHSH04DB | 4" Double Hook |



8" Double Hook

| Item # | Description |
|-----------|----------------|
| GCHSH08DB | 8" Double Hook |



6" J Hook

| Item # | Description |
|-----------|-------------|
| GCHSH06JB | 6" J Hook |



24" Long Tool Bar

| Item # | Description |
|-----------|-------------------|
| GCHSH03SB | 24" Long Tool Bar |



S Hook

| Item # | Description |
|----------|-------------|
| GCHSSHKB | S Hook |



Double Utility Hook

| Item # | Description |
|----------|---------------------|
| GCHSDUHB | Double Utility Hook |

Handi SOLUTIONS

9 Tilt

6 Tilt

5 Tilt

4 Tilt



Tilt Storage Bins

Tilt Storage Bins

| | Item # | Description |
|--------|------------|-------------|
| 9 Tilt | GCHSB09TOB | 9 Tilt Bin |
| 6 Tilt | GCHSB06TOB | 6 Tilt Bin |
| 5 Tilt | GCHSB05TOB | 5 Tilt Bin |
| 4 Tilt | GCHSB04TOB | 5 Tilt Bin |



Screwdriver Rack

| Item # | Description |
|----------|------------------|
| GCHSSDHB | Screwdriver Rack |



13" & 24" Magnetic Bar

| Item # | Description |
|------------|-----------------------|
| GCHSH13THB | 13" Magnetic Tool Bar |
| GCHSH24THB | 24" Magnetic Tool Bar |



Plastic Utility Bin

| Item # | Description |
|----------|----------------------------|
| GCHSPUB | Plastic Utility Bin, Taupe |
| GCHSPUBG | Plastic Utility Bin, Gray |



Paper Towel Holder

| Item # | Description |
|----------|--------------------|
| GCHSPTHB | Paper Towel Holder |



Accessory Clip

| Item # | Description |
|---------|----------------|
| GCHSSRB | Accessory Clip |





5lb. 3A40BC Fire Extinguisher

| Item # | Description |
|---------|--------------------------------|
| GCHSFE5 | 5 lb. 3A40BC Fire Extinguisher |



18" 1/2 Dome Mirror

| Item # | Description |
|----------------|---------------------|
| GCHSCMPV18-180 | 18" 1/2 Dome Mirror |



12" X 18" Rectangular Convex Mirror

| Item # | Description |
|------------|-------------------------------------|
| GCHSCM1218 | 12" x 18" Rectangular Convex Mirror |



105 Piece First Aid Kit

| Item # | Description |
|-----------|-------------------------|
| GCHSFA105 | 105 Piece First Aid Kit |



Wall Mount Hose Holder

Holds approximately 150' of 5/8" hose. Enclosed storage for nozzles, etc. Requires clips for mounting.

| Item # | Description |
|----------|-------------------------------|
| GCHSHHLD | Wall Mount Hose Holder, Taupe |
| GCHSSRB | Accessory Clip |



Accessory Clips





48" Work Bench Top

Work surface is made from Kydex, a highly scratch/dent resistant material.

Kit includes: 2-High Quality Folding Legs W/Adjuster, Hinges, Slatwall Brackets and Mounting Hardware.

| Item # | Description |
|------------|----------------------------|
| GCHSTT48 | 48" Work Bench Top |
| GCHSTT1000 | Leg Kit For 48" Work Bench |



Put your signature on the job!

Signature Plates

Custom logo plates that attach to basket and shelf accessories.

Contact us today for more information!



SpeedBrace Countertop Brace System

SpeedBrace Countertop Brace System

- Conduit holes for running cords, cables and other wires
- Countersunk screw holes allow screws to sit flush
- 12 gauge steel
- Load capacity of 500 lbs. per pair on 16" centers

| Item # | Size | Finish |
|------------|-----------|-----------------------------|
| FASB812BL | 8" x 12" | Black |
| FASB812SS | 8" x 12" | Stainless Steel (Grade 304) |
| FASB812WH | 8" x 12" | White |
| FASB1518BL | 15" x 18" | Black |
| FASB1518SS | 15" x 18" | Stainless Steel (Grade 304) |
| FASB1518WH | 15" x 18" | White |
| FASB2128BL | 21" x 28" | Black |
| FASB2128SS | 21" x 28" | Stainless Steel (Grade 304) |
| FASB2128WH | 21" x 28" | White |



Wire Management

1-1/2" x 1-1/2" notch allows countertop attachment through the cleat



Use the 1-1/2" Cleat System



| Item # | Page# |
|--------------------|-------|
| ADSF41..... | 46 |
| ADSR401..... | 46 |
| AMBP19001-SS..... | 136 |
| AMBP19002-SS..... | 136 |
| AMBP19003-SS..... | 136 |
| AMBP19004-SS..... | 136 |
| AMBP19005-SS..... | 136 |
| AMBP40515-ORB..... | 136 |
| AMBP40516-ORB..... | 136 |
| AMBP40517-ORB..... | 136 |
| AMBP40518-ORB..... | 136 |
| AMBP40519-ORB..... | 136 |
| AMBP53001-26..... | 139 |
| AMBP53001-3..... | 139 |
| AMBP53001-BB..... | 139 |
| AMBP53001-FB..... | 139 |
| AMBP53001-G10..... | 139 |
| AMBP53001-ORB..... | 139 |
| AMBP53003-26..... | 138 |
| AMBP53003-3..... | 138 |
| AMBP53003-BB..... | 138 |
| AMBP53003-FB..... | 138 |
| AMBP53003-G10..... | 138 |
| AMBP53003-ORB..... | 138 |
| AMBP53004-26..... | 138 |
| AMBP53004-3..... | 138 |
| AMBP53004-BB..... | 138 |
| AMBP53004-FB..... | 138 |
| AMBP53004-G10..... | 138 |
| AMBP53004-ORB..... | 138 |
| AMBP53005-26..... | 139 |
| AMBP53005-3..... | 139 |
| AMBP53005-BB..... | 139 |
| AMBP53005-FB..... | 139 |
| AMBP53005-G10..... | 139 |
| AMBP53005-ORB..... | 139 |
| AMBP53010-26..... | 137 |
| AMBP53010-3..... | 137 |
| AMBP53010-BB..... | 137 |
| AMBP53010-BN..... | 137 |
| AMBP53010-EB..... | 137 |
| AMBP53010-FB..... | 137 |
| AMBP53010-G10..... | 137 |
| AMBP53019-3..... | 137 |
| AMBP53019-BB..... | 137 |
| AMBP53019-FB..... | 137 |
| AMBP53019-G10..... | 137 |
| AMBP53019-R3..... | 137 |
| AMBP53019-WI..... | 137 |
| AMBP53019-WN..... | 137 |
| AMBP53021-26..... | 138 |
| AMBP53021-3..... | 138 |
| AMBP53021-BB..... | 138 |
| AMBP53021-FB..... | 138 |
| AMBP53021-G10..... | 138 |
| AMBP53022-26..... | 139 |

| Item # | Page# |
|--------------------|-------|
| AMBP53022-3..... | 139 |
| AMBP53022-BB..... | 139 |
| AMBP53022-FB..... | 139 |
| AMBP53022-G10..... | 139 |
| AX127-90..... | 93 |
| AX1PAW..... | 93 |
| AX2PAW..... | 93 |
| AX440-00..... | 93 |
| AX540-50..... | 93 |
| AY133-25..... | 92 |
| AY340-10..... | 92 |
| AY340-25..... | 92 |
| AY455-10..... | 92 |
| AY455-25..... | 92 |
| AY7545..... | 93 |
| AY7555..... | 93 |
| AYC6000..... | 92 |
| BC504SBR..... | 10 |
| BC505SBR..... | 10 |
| BC8150PB..... | 15 |
| BK100096W..... | 6 |
| BK27596W..... | 6 |
| BK30096W..... | 6 |
| BK40096W..... | 6 |
| BK50096W..... | 6 |
| BK55096W..... | 6 |
| BK60096W..... | 6 |
| BK70096W..... | 6 |
| BK80096W..... | 6 |
| BKSFBT18..... | 6 |
| BKSFBT24..... | 6 |
| BKSFBDM18..... | 6 |
| BKSFBDM24..... | 6 |
| BKSFBDS24..... | 6 |
| BN29-3100..... | 90 |
| BN40-128..... | 98 |
| BN40-1921..... | 98 |
| BN40-1924..... | 98 |
| BWP79-LP..... | 130 |
| CCDL-31830..... | 87 |
| CCDL41931MS..... | 87 |
| CCT15P1BK..... | 160 |
| CCT15P1BKB..... | 160 |
| CCT20P1BK..... | 160 |
| CCT20P1BKB..... | 160 |
| CCT20S1BK..... | 160 |
| CCT20S1BKB..... | 160 |
| CCT20T1BK..... | 160 |
| CCT20T1BKB..... | 160 |
| CD3750150..... | 69 |
| CD3750200..... | 69 |
| CD830..... | 69 |
| CD830PG..... | 69 |
| CD835..... | 69 |
| CD835PG..... | 69 |
| CL69017C..... | 75 |

Index

Baer Supply Company

| Item # | Page# |
|------------------|-------|
| CM615-70-13..... | 159 |
| CM615-75-ST..... | 159 |
| CM620-75-A0..... | 159 |
| CM620-75-ST..... | 159 |
| CM802-01-V1..... | 18 |
| CM806-14-DX..... | 18 |
| CM806-14-SX..... | 18 |
| CM875-Z1-24..... | 18 |
| CM880-AL-01..... | 18 |
| CM881-01-01..... | 18 |
| CM883-01-24..... | 18 |
| CWCPF4470..... | 167 |
| CWCPF-89777..... | 167 |
| CWF2670-X..... | 163 |
| CWF2671-X..... | 163 |
| CWF2672-X..... | 163 |
| CWF2673-X..... | 163 |
| CWF2674-X..... | 163 |
| CWF2676-X..... | 163 |
| CWF2870-X..... | 163 |
| CWF2872-X..... | 163 |
| CWF2873-X..... | 163 |
| CWF2874-X..... | 163 |
| CWF2876-X..... | 163 |
| CWF32500..... | 171 |
| CWF580FR..... | 171 |
| CWF89601..... | 154 |
| CWF900K..... | 171 |
| CWFR4300..... | 167 |
| DE1736..... | 106 |
| DE18P..... | 105 |
| DE236S6..... | 105 |
| DE2720..... | 106 |
| DE4780..... | 106 |
| DE700P..... | 105 |
| DI18118..... | 81 |
| DI18120..... | 81 |
| DI18122..... | 81 |
| DI18126..... | 81 |
| DI18130..... | 81 |
| DI18152..... | 81 |
| DI18156..... | 81 |
| DI18275..... | 81 |
| DI18304..... | 81 |
| DI18412..... | 81 |
| DI4010..... | 79 |
| DI4012..... | 79 |
| DI4020..... | 79 |
| DI4022..... | 79 |
| DI4028..... | 79 |
| DI4030..... | 79 |
| DI4032..... | 79 |
| DI4038..... | 79 |
| DI4040..... | 79 |
| DI4042..... | 79 |
| DI4048..... | 79 |

| Item # | Page# |
|--------------------|-------|
| DI4050..... | 79 |
| DI4080..... | 79 |
| DI4083..... | 79 |
| DI4085..... | 79 |
| DS0CES..... | 22 |
| DS110CABFD..... | 22 |
| DS110CBFD..... | 22 |
| DS110CBHD..... | 22 |
| DS125CABFD..... | 22 |
| DS125CBFD..... | 22 |
| DS125CBHD..... | 22 |
| DS1734CHR..... | 10 |
| DS1735CHR..... | 10 |
| DS1751CHR-120..... | 8 |
| DS1751CHR-144..... | 8 |
| DS1751CHR-48..... | 8 |
| DS1751CHR-60..... | 8 |
| DS1751CHR-72..... | 8 |
| DS1751CHR-96..... | 8 |
| DS1755CHR-120..... | 9 |
| DS1755CHR-144..... | 9 |
| DS1755CHR-48..... | 9 |
| DS1755CHR-60..... | 9 |
| DS1755CHR-72..... | 9 |
| DS1755CHR-96..... | 9 |
| DS1764CHR..... | 10 |
| DS1766CHR..... | 10 |
| DS1803NP..... | 12 |
| DS1803PC..... | 12 |
| DS1803SN..... | 12 |
| DS1806NP..... | 12 |
| DS1806PC..... | 12 |
| DS1806SN..... | 12 |
| DS1880CHR-96..... | 12 |
| DS1880SN-96..... | 12 |
| DS2CES..... | 22 |
| DS4CES..... | 22 |
| DS504SCH..... | 10 |
| DS505SCH..... | 10 |
| DSPRO100-10..... | 26 |
| DSPRO100-12..... | 26 |
| DSPRO100-14..... | 26 |
| DSPRO100-16..... | 26 |
| DSPRO100-18..... | 26 |
| DSPRO100-20..... | 26 |
| DSPRO100-22..... | 26 |
| DSRS212BW..... | 25 |
| DSRS214BW..... | 25 |
| DSRS216BW..... | 25 |
| DSRS218BW..... | 25 |
| DSRS220BW..... | 25 |
| DSRS222BW..... | 25 |
| DSRS648L..... | 25 |
| DSRS648R..... | 25 |
| DSZ0ACD..... | 22 |
| DSZ0ACES..... | 22 |

| Item # | Page# | Item # | Page# |
|--------------------------|-------|-------------------------|-------|
| DSZ2ACD | 22 | FAP916BL..... | 36 |
| DSZ2ACES | 22 | FAP916BL25..... | 36 |
| DSZ4ACD | 22 | FAP916CL..... | 36 |
| DSZ4ACES | 22 | FAP916CM25..... | 36 |
| EA1058A | 170 | FAP916CO..... | 36 |
| EA1058BL | 170 | FAP916CP | 36 |
| EA2126A | 170 | FAP916DG | 36 |
| EA2126BL | 170 | FAP916DG25 | 36 |
| EJ1000 | 147 | FAP916DM25..... | 36 |
| EJ1500M..... | 147 | FAP916GO | 36 |
| EJ2000 | 147 | FAP916GO25 | 36 |
| EO11022 | 18 | FAP916HM..... | 36 |
| EO16246 | 18 | FAP916HM25..... | 36 |
| EPBP0305N | 136 | FAP916JM..... | 36 |
| EPBP0965N | 136 | FAP916KP25 | 36 |
| EPBP1285N | 136 | FAP916LG | 36 |
| EPBP1925N | 136 | FAP916LG25 | 36 |
| EXC12514-032CO | 32 | FAP916LM25 | 36 |
| EXC12514-032CO-C | 32 | FAP916LO25 | 36 |
| EXC12514-032TA | 32 | FAP916MC | 36 |
| EXC12514-032TA-C | 32 | FAP916MC25..... | 36 |
| EXC12514-032UY..... | 32 | FAP916MM..... | 36 |
| EXC12514-032UY-C..... | 32 | FAP916MM25..... | 36 |
| EXC12514-806OO | 32 | FAP916NC..... | 36 |
| EXC12514-806OO-C | 32 | FAP916NC25..... | 36 |
| FA2P10ACT2..... | 74 | FAP916NO | 36 |
| FA2P10DEBONDER2..... | 74 | FAP916NO25 | 36 |
| FA2P10JEL2..... | 74 | FAP916PW | 36 |
| FA2P10JEL8..... | 74 | FAP916PW25..... | 36 |
| FA2P10-KIT | 74 | FAP916RC | 36 |
| FA2P10MED2..... | 74 | FAP916RM | 36 |
| FA2P10MED8..... | 74 | FAP916SC25 | 36 |
| FA2P10SOLOACT | 74 | FAP916SF | 36 |
| FA2P10SOLOKIT | 74 | FAP916WH | 36 |
| FA2P10THICK2 | 74 | FAP916WH25 | 36 |
| FA2P10THICK8 | 74 | FAPHZ1-1/2ME-200 | 55 |
| FA2P10THIN2 | 74 | FAPHZ1-1/2ME-2000 | 55 |
| FA2P10THIN8 | 74 | FAPHZ1-1/4-200..... | 55 |
| FAACSCRIBEPRO | 83 | FAPHZ1-1/4-2000 | 55 |
| FABA-BLACK | 84 | FAPHZ1-1/8-200..... | 55 |
| FABB-BLACK..... | 84 | FAPHZ1-1/8-2000 | 55 |
| FABK-BLACK..... | 84 | FAPHZ1ME-200..... | 55 |
| FABW-BLACK | 84 | FAPHZ1ME-2000..... | 55 |
| FACONVERTERPRO..... | 83 | FAPHZ2-1/2-150..... | 55 |
| FACST-58ILMXLLASER..... | 80 | FAPHZ2-1/2-1500 | 55 |
| FADOLLIE | 87 | FAPHZ2ME-200..... | 55 |
| FAGB16 | 72 | FAPHZ2ME-2000 | 55 |
| FAGB4 | 72 | FAPHZ3-1/2-100..... | 55 |
| FALJ3PRO-ILM..... | 80 | FAPHZ3-1/2-1000 | 55 |
| FALJ3PRO-LASERJAMB | 80 | FAPHZ3-150..... | 55 |
| FAMXVPOCKET | 96 | FAPHZ3-1500 | 55 |
| FAP916AL | 36 | FAPHZ3ME-150..... | 55 |
| FAP916AL25 | 36 | FAPHZ3ME-1500..... | 55 |
| FAP916AW..... | 36 | FAPHZ4-100..... | 55 |
| FAP916AW25..... | 36 | FAPHZ4-1000 | 55 |
| FAP916BE..... | 36 | FAPMS-16 | 82 |

Index Baer Supply Company

| Item # | Page# | Item # | Page# |
|------------------------|-------|------------------------|-------|
| FAPS-16 | 82 | FASPEEDROLLERPRO | 39 |
| FAPS-25 | 82 | FASTAPE1150 | 76 |
| FAPSSP-16 | 82 | FASTAPE150 | 76 |
| FAPSSP-25 | 82 | FASTAPE250 | 76 |
| FAPSSP-L-STICK12 | 82 | FASTAPE650 | 76 |
| FAPSSP-R-STICK12 | 82 | FASUMOSTRAP | 83 |
| FAPSS-R-16 | 82 | FASW250CH | 38 |
| FAPSS-R-25 | 82 | FASW250MP | 38 |
| FAPUNCHSET | 37 | FASW250RO | 38 |
| FAPUNCHSINGLE | 37 | FASW50AD | 38 |
| FAPW250MP | 38 | FASW50CH | 38 |
| FAPW50CH | 38 | FASW50MP | 38 |
| FAPW50MP | 38 | FASW50RO | 38 |
| FAPW50RO | 38 | FASW50WB | 38 |
| FAPW916B | 37 | FAW916AD | 37 |
| FAPW916B25 | 37 | FAW916AD25 | 37 |
| FAPW916CH25 | 37 | FAW916CH | 37 |
| FAPW916M25 | 37 | FAW916CH25 | 37 |
| FAPW916MP | 37 | FAW916MP | 37 |
| FAPW916RO25 | 37 | FAW916MP25 | 37 |
| FAQBLADE | 39 | FAW916NB | 37 |
| FAQPROBLADE | 39 | FAW916NB25 | 37 |
| FAQPROTRIM | 39 | FAW916PN25 | 37 |
| FAQTRIM | 39 | FAW916RO | 37 |
| FASB1518BL | 185 | FAW916RO25 | 37 |
| FASB1518SS | 185 | FAW916WA25 | 37 |
| FASB1518WH | 185 | FAW916WB25 | 37 |
| FASB2128BL | 185 | FAWP250HM | 38 |
| FASB2128SS | 185 | FAWP250LO | 38 |
| FASB2128WH | 185 | FAWP250NC | 38 |
| FASB812BL | 185 | FAWP250NO | 38 |
| FASB812SS | 185 | FAWP50HM | 38 |
| FASB812WH | 185 | FAWP50LO | 38 |
| FASGAF-A510 | 100 | FAWP50MM | 38 |
| FASGAF-GOGGLES | 101 | FAWP50NC | 38 |
| FASGAF-P510 | 100 | FAWP50NO | 38 |
| FASGAF-T510 | 100 | FAWP50SC | 38 |
| FASGM510-MIRROR | 100 | FEB179-3 | 130 |
| FASGMAG1.5 | 100 | FEB179-BB | 130 |
| FASGMAG2.0 | 100 | FEP179-3 | 130 |
| FASGMAG2.5 | 100 | FEP179-BB | 130 |
| FASGMAG3.0 | 100 | FG141-3 | 71 |
| FASP250AL | 38 | FG141-4 | 71 |
| FASP250AW | 38 | FG141-5 | 71 |
| FASP250BL | 38 | FG141-6 | 71 |
| FASP250LG | 38 | FG141-7 | 71 |
| FASP250WH | 38 | FG220-7 | 72 |
| FASP50AL | 38 | FG381-7 | 72 |
| FASP50AW | 38 | FG500-3 | 71 |
| FASP50BL | 38 | FG500-4 | 71 |
| FASP50BL-3/4 | 38 | FG500-5 | 71 |
| FASP50LG | 38 | FG500-6 | 71 |
| FASP50WH | 38 | FG500-7 | 71 |
| FASP50WH-3/4 | 38 | FG502-6 | 70 |
| FASP600WH | 38 | FG502-7 | 70 |
| FASPEEDCLIP | 82 | FG506-2 | 70 |

| Item # | Page# |
|---------------------|-------|
| FG506-3..... | 70 |
| FG506-4..... | 70 |
| FG506-5..... | 70 |
| FG506-6..... | 70 |
| FG506-7..... | 70 |
| FG506-8..... | 70 |
| FP306..... | 86 |
| FP307M-61..... | 86 |
| FP9..... | 86 |
| GCHSB0312B..... | 180 |
| GCHSB04TOB..... | 183 |
| GCHSB05TOB..... | 183 |
| GCHSB06TOB..... | 183 |
| GCHSB0812B..... | 180 |
| GCHSB09TOB..... | 183 |
| GCHSB1218B..... | 180 |
| GCHSB1224B..... | 180 |
| GCHSBR18B..... | 179 |
| GCHSBR18T..... | 179 |
| GCHSBR18W..... | 179 |
| GCHSBR30B..... | 179 |
| GCHSBR30T..... | 179 |
| GCHSBR30W..... | 179 |
| GCHSCM1218..... | 184 |
| GCHSCMPV18-180..... | 184 |
| GCHSDUHB..... | 182 |
| GCHSFA105..... | 184 |
| GCHSFE5..... | 184 |
| GCHSFRH..... | 181 |
| GCHSGAHB..... | 181 |
| GCHSH03SB..... | 182 |
| GCHSH04DB..... | 182 |
| GCHSH04LB..... | 182 |
| GCHSH05B..... | 181 |
| GCHSH06JB..... | 182 |
| GCHSH08DB..... | 182 |
| GCHSH08LB..... | 182 |
| GCHSH13THB..... | 183 |
| GCHSH24THB..... | 183 |
| GCHSHBR..... | 181 |
| GCHSHHLD..... | 184 |
| GCHSHNHB..... | 182 |
| GCHSHS01B..... | 182 |
| GCHSHS04B..... | 182 |
| GCHSHS06B..... | 182 |
| GCHSHS08B..... | 182 |
| GCHSPTHB..... | 183 |
| GCHSPUB..... | 183 |
| GCHSPUBG..... | 183 |
| GCHSS125BB..... | 182 |
| GCHSS1324B..... | 181 |
| GCHSS1424B..... | 180 |
| GCHSS1448B..... | 180 |
| GCHSSAR..... | 181 |
| GCHSSDHB..... | 183 |
| GCHSSE004T..... | 179 |

| Item # | Page# |
|-------------------|-------|
| GCHSSE005T..... | 179 |
| GCHSSE008G..... | 179 |
| GCHSSE009G..... | 179 |
| GCHSSE011G..... | 179 |
| GCHSSE012T..... | 179 |
| GCHSSERP033G..... | 178 |
| GCHSSERP033T..... | 178 |
| GCHSSERP034G..... | 178 |
| GCHSSERP034T..... | 178 |
| GCHSSERP035G..... | 178 |
| GCHSSERP035T..... | 178 |
| GCHSSHKB..... | 182 |
| GCHSSR..... | 181 |
| GCHSSRB..... | 183 |
| GCHSSRB..... | 184 |
| GCHST1008C..... | 177 |
| GCHST1008D..... | 177 |
| GCHST1008E..... | 177 |
| GCHST1008J..... | 177 |
| GCHST1008L..... | 177 |
| GCHST1008M..... | 177 |
| GCHST1008T..... | 177 |
| GCHST1108D..... | 177 |
| GCHST2008C..... | 177 |
| GCHST2008D..... | 177 |
| GCHST2008E..... | 177 |
| GCHST2008J..... | 177 |
| GCHST2008L..... | 177 |
| GCHST2008M..... | 177 |
| GCHST2008T..... | 177 |
| GCHST2108D..... | 177 |
| GCHST3008C..... | 177 |
| GCHST3008D..... | 177 |
| GCHST3008E..... | 177 |
| GCHST3008J..... | 177 |
| GCHST3008L..... | 177 |
| GCHST3008M..... | 177 |
| GCHST3008T..... | 177 |
| GCHST3108D..... | 177 |
| GCHST4008B..... | 177 |
| GCHST4008C..... | 177 |
| GCHST4008D..... | 177 |
| GCHST4008E..... | 177 |
| GCHST4008J..... | 177 |
| GCHST4008L..... | 177 |
| GCHST4008M..... | 177 |
| GCHST4108D..... | 177 |
| GCHST5008B..... | 177 |
| GCHST5008L..... | 177 |
| GCHST5108D..... | 177 |
| GCHST9008C..... | 177 |
| GCHST9008D..... | 177 |
| GCHST9008E..... | 177 |
| GCHST9008J..... | 177 |
| GCHST9008L..... | 177 |
| GCHST9008M..... | 177 |

Index Baer Supply Company

| Item # | Page# | Item # | Page# |
|------------------------|-------|-----------------------|-------|
| GCHST9008T | 177 | HAARFLED5500SS | 133 |
| GCHST9108D | 177 | HAARFLED5500WH | 133 |
| GCHSTAH | 181 | HAEL13-5 | 135 |
| GCHSTT1000 | 185 | HAEL23-5 | 135 |
| GCHSTT48 | 185 | HAEL35-5 | 135 |
| GCHSW1004 | 176 | HAEL47-5 | 135 |
| GCHSW1008 | 176 | HAELB14W | 135 |
| GCHSW2004 | 176 | HAELB21W | 135 |
| GCHSW2008 | 176 | HAELB28W | 135 |
| GCHSW2108 | 176 | HAELB8W | 135 |
| GCHSW3004 | 176 | HAELCC-12 | 135 |
| GCHSW3008 | 176 | HAELCC-6 | 135 |
| GCHSW3108 | 176 | HAELPC | 135 |
| GCHSW4008 | 176 | HALEDSTRIP-1 | 133 |
| GCHSW5004 | 176 | HALEDSTRIP-2 | 133 |
| GCHSW5008 | 176 | HALEDSTRIP-3 | 133 |
| GCHSWS100W | 176 | HALEDSTRIP-EXT1 | 133 |
| GCHSWS100WTC | 176 | HALEDSTRIP-EXT2 | 133 |
| GCHSWS200T | 176 | HALEDSTRIP-EXT3 | 133 |
| GCHSWS200TTC | 176 | HALEDSTRIPWW-1 | 133 |
| GCHSWS225T | 176 | HALEDSTRIPWW-2 | 133 |
| GCHSWS300G | 176 | HALEDSTRIPWW-3 | 133 |
| GCHSWS300GTC | 176 | HAMINI-1000 | 133 |
| GCHSWS325G | 176 | HAMINI-1800 | 133 |
| GCHSWS500M | 176 | HAMINI-500 | 133 |
| GCHSWS500MTC | 176 | HAPSLED-A | 133 |
| GCHSWS525M | 176 | HP100 | 95 |
| GD1445-1 | 158 | IF1325BP | 28 |
| GD3066 | 158 | IF1325BP-C | 28 |
| GFNX73VS8110-B45 | 23 | IF1325NP | 28 |
| GFNX74VS8110-B45 | 23 | IF1325NP-C | 28 |
| GFNXCRH-00ES37 | 23 | IF1326BP | 28 |
| GFNXCRH-02ES37 | 23 | IF1326BP-C | 28 |
| GFNXCRH-04ES37 | 23 | IF1326NP | 28 |
| GFNXLRS-00ES37 | 23 | IF1326NP-C | 28 |
| GFNXLRS-02ES37 | 23 | IF1345BP | 29 |
| GFNXLRS-04ES37 | 23 | IF1345BP-C | 29 |
| GI643-411-081 | 158 | IF1345NP | 29 |
| GL224-10 | 95 | IF1345NP-C | 29 |
| GL8014-11 | 95 | IF1345WAL | 29 |
| GLH99L | 94 | IF1345WAL-C | 29 |
| GLT30P | 95 | IF1346BP | 29 |
| GLT6336L | 94 | IF1346BP-C | 29 |
| GLT6336M | 94 | IF1346NP | 29 |
| GO16 | 72 | IF1346NP-C | 29 |
| GO16C | 72 | IF1346WAL | 29 |
| GW122100LV | 132 | IF1348ALM | 29 |
| GW122250LV | 132 | IF1348BRN | 29 |
| HAARFLED3200BL | 133 | IF1348BRN-C | 29 |
| HAARFLED3200CH | 133 | IF1348WH | 29 |
| HAARFLED3200GO | 133 | IF1348WH-C | 29 |
| HAARFLED3200SS | 133 | IF515BP | 28 |
| HAARFLED3200WH | 133 | IF515BP-C | 28 |
| HAARFLED5500BL | 133 | IF533BP | 28 |
| HAARFLED5500CH | 133 | IF533BP-C | 28 |
| HAARFLED5500GO | 133 | IF613BL | 28 |

| Item # | Page# |
|----------------------|-------|
| IF613BL-C..... | 28 |
| IF636BL..... | 28 |
| IF636BL-C..... | 28 |
| IF711NP..... | 28 |
| IF711NP-C..... | 28 |
| IF739NP..... | 28 |
| IF739NP-C..... | 28 |
| IMKB1M..... | 154 |
| IMKD55M..... | 154 |
| IV405A10..... | 130 |
| IV405A14..... | 130 |
| IV405A3..... | 130 |
| IV405A5..... | 130 |
| IV405A92..... | 130 |
| IV571A10..... | 128 |
| IV571A14..... | 128 |
| IV571A3..... | 128 |
| IV571A5..... | 128 |
| IV571A92..... | 128 |
| IV571A-A..... | 128 |
| IV571A-BLK..... | 128 |
| IV571A-W..... | 128 |
| IV571MB10B..... | 128 |
| IV571MB15..... | 128 |
| IV571MB19..... | 128 |
| IV571MB26..... | 128 |
| IV571MB26D..... | 128 |
| IV571MB3..... | 128 |
| IV571MB5..... | 128 |
| IV574A26..... | 129 |
| IV574A3..... | 129 |
| IV575A14..... | 129 |
| IV575A3..... | 129 |
| IV575A5..... | 129 |
| IV575A92..... | 129 |
| IV581A14..... | 128 |
| IV581A3..... | 128 |
| IV581A92..... | 128 |
| IV581A-BLK..... | 128 |
| IV581A-W..... | 128 |
| IV581MB15..... | 128 |
| IV581MB26..... | 128 |
| IV581MB26D..... | 128 |
| IV581MB3..... | 128 |
| IV582A14..... | 129 |
| IV582A3..... | 129 |
| IV582A5..... | 129 |
| IV582A92..... | 129 |
| IV582A-BLK..... | 129 |
| IV582A-W..... | 129 |
| IV582MB15..... | 129 |
| IV582MB19..... | 129 |
| IV582MB26..... | 129 |
| IV582MB26D..... | 129 |
| IV582MB3..... | 129 |
| IWA46LH-BIRCH-N..... | 122 |

| Item # | Page# |
|----------------------|-------|
| IWA46LH-OAK-N..... | 122 |
| IWA46RH-BIRCH-N..... | 122 |
| IWA46RH-OAK-N..... | 122 |
| IWE342-0-N..... | 123 |
| IWE342-0-N..... | 123 |
| IWE342-1-N..... | 123 |
| IWE342-1-N..... | 123 |
| IWL100..... | 123 |
| IWNE242-0-N..... | 122 |
| IWS100..... | 123 |
| JM10108..... | 107 |
| JM10301..... | 107 |
| JM14010..... | 106 |
| JM9200..... | 106 |
| JM9300..... | 106 |
| JW26140..... | 44 |
| JW28010..... | 42 |
| JW28040..... | 42 |
| JW28220..... | 44 |
| JW28680..... | 45 |
| JW28850..... | 43 |
| JW28851..... | 43 |
| JW28860..... | 43 |
| JW28861..... | 43 |
| JW28863..... | 43 |
| KS5904F..... | 47 |
| KS5904F..... | 78 |
| KS756F..... | 47 |
| KS756F..... | 78 |
| KS901..... | 47 |
| KS901..... | 78 |
| KS904..... | 47 |
| KS904..... | 78 |
| KS909F..... | 47 |
| KS909F..... | 78 |
| KS913..... | 47 |
| KS913..... | 78 |
| KS914..... | 47 |
| KS914..... | 78 |
| KS918..... | 47 |
| KS918..... | 78 |
| KS920F..... | 47 |
| KS920F..... | 78 |
| KS921F..... | 47 |
| KS921F..... | 78 |
| KS931..... | 47 |
| KS931..... | 78 |
| KS932F..... | 47 |
| KS932F..... | 78 |
| KS941..... | 47 |
| KS941..... | 78 |
| KS949F..... | 47 |
| KS949F..... | 78 |
| KSSF99P..... | 47 |
| KSSF99P..... | 78 |
| KSSF99Q..... | 47 |

Index Baer Supply Company

| Item # | Page# |
|-------------------|-------|
| KSSF99Q..... | 78 |
| KSSTANDARD | 47 |
| KSSTANDARD | 78 |
| KSWOODGRAIN..... | 47 |
| KSWOODGRAIN..... | 78 |
| KT432BL-8S..... | 171 |
| KT432BL-R500..... | 170 |
| KT432BL-R625..... | 170 |
| KT432BL-R750..... | 170 |
| KT432BL-S..... | 170 |
| KT432BL-T..... | 170 |
| KT432ZC-8S..... | 171 |
| KT432ZC-R500..... | 170 |
| KT432ZC-R625..... | 170 |
| KT432ZC-R750..... | 170 |
| KT432ZC-S..... | 170 |
| KT432ZC-T..... | 170 |
| KV1-10..... | 14 |
| KV1-12..... | 14 |
| KV1-16..... | 14 |
| KV1194CR+..... | 15 |
| KV1194WH+..... | 15 |
| KV1195CR..... | 15 |
| KV1195WH+..... | 15 |
| KV1-20..... | 14 |
| KV255-8ALM..... | 31 |
| KV255-8BR..... | 31 |
| KV255-8STB..... | 31 |
| KV255-8WH..... | 31 |
| KV255-8ZC..... | 31 |
| KV255AL-12..... | 31 |
| KV255AL-18..... | 31 |
| KV255AL-24..... | 31 |
| KV255AL-30..... | 31 |
| KV255AL-36..... | 31 |
| KV255AL-42..... | 31 |
| KV255AL-48..... | 31 |
| KV255AL-60..... | 31 |
| KV255AL-72..... | 31 |
| KV255AL-84..... | 31 |
| KV255AL-96..... | 31 |
| KV255ALBR-12..... | 31 |
| KV255ALBR-18..... | 31 |
| KV255ALBR-24..... | 31 |
| KV255ALBR-36..... | 31 |
| KV255ALBR-48..... | 31 |
| KV255ALBR-60..... | 31 |
| KV255ALBR-72..... | 31 |
| KV255ALBR-96..... | 31 |
| KV255ALM-12..... | 31 |
| KV255ALM-18..... | 31 |
| KV255ALM-24..... | 31 |
| KV255ALM-30..... | 31 |
| KV255ALM-36..... | 31 |
| KV255ALM-48..... | 31 |
| KV255ALM-60..... | 31 |

| Item # | Page# |
|------------------|-------|
| KV255ALM-72..... | 31 |
| KV255ALM-84..... | 31 |
| KV255ALM-96..... | 31 |
| KV255BR-24..... | 31 |
| KV255BR-36..... | 31 |
| KV255BR-48..... | 31 |
| KV255BR-60..... | 31 |
| KV255BR-72..... | 31 |
| KV255BR-96..... | 31 |
| KV255BRN-18..... | 31 |
| KV255BRN-24..... | 31 |
| KV255BRN-36..... | 31 |
| KV255BRN-48..... | 31 |
| KV255BRN-60..... | 31 |
| KV255BRN-72..... | 31 |
| KV255BRN-96..... | 31 |
| KV255WH-12..... | 31 |
| KV255WH-18..... | 31 |
| KV255WH-24..... | 31 |
| KV255WH-30..... | 31 |
| KV255WH-36..... | 31 |
| KV255WH-48..... | 31 |
| KV255WH-60..... | 31 |
| KV255WH-72..... | 31 |
| KV255WH-84..... | 31 |
| KV255WH-96..... | 31 |
| KV255ZC-12..... | 31 |
| KV255ZC-18..... | 31 |
| KV255ZC-24..... | 31 |
| KV255ZC-30..... | 31 |
| KV255ZC-36..... | 31 |
| KV255ZC-48..... | 31 |
| KV255ZC-60..... | 31 |
| KV255ZC-72..... | 31 |
| KV255ZC-84..... | 31 |
| KV255ZC-96..... | 31 |
| KV256ALM..... | 31 |
| KV256BR..... | 31 |
| KV256BR-M..... | 31 |
| KV256R..... | 31 |
| KV256WAL..... | 31 |
| KV256WAL-M..... | 31 |
| KV256WH..... | 31 |
| KV256ZC..... | 31 |
| KV256ZC-M..... | 31 |
| KV29201A..... | 15 |
| KV2WH-18..... | 14 |
| KV2WH-30..... | 14 |
| KV2WH-48..... | 14 |
| KV2ZC-18..... | 14 |
| KV2ZC-30..... | 14 |
| KV2ZC-48..... | 14 |
| KV2ZC-60..... | 14 |
| KV2ZC-72..... | 14 |
| KV2ZC-96..... | 14 |
| KV632CHR..... | 12 |

| Item # | Page# | Item # | Page# |
|------------------------|-------|------------------------|-------|
| KV660BR-120..... | 8 | ME499.820.40.0119..... | 16 |
| KV660BR-144..... | 8 | ME499.820.40.0153..... | 16 |
| KV660BR-48..... | 8 | ME499.820.40.0158..... | 16 |
| KV660BR-60..... | 8 | ME499.820.40.0162..... | 16 |
| KV660BR-72..... | 8 | ME499.820.40.0174..... | 16 |
| KV660BR-96..... | 8 | ME499.820.40.0219..... | 16 |
| KV660SS-120..... | 8 | ME499.820.40.0253..... | 16 |
| KV660SS-144..... | 8 | ME499.820.40.0258..... | 16 |
| KV660SS-48..... | 8 | ME499.820.40.0262..... | 16 |
| KV660SS-60..... | 8 | ME499.820.40.0274..... | 16 |
| KV660SS-72..... | 8 | ME499.825.40.1115..... | 17 |
| KV660SS-96..... | 8 | ME499.825.40.1215..... | 17 |
| KV734BR..... | 10 | ME499.830.00.1719..... | 16 |
| KV734CHR..... | 10 | ME499.830.35.0053..... | 17 |
| KV735BR..... | 10 | ME499.830.35.0058..... | 17 |
| KV7501-120..... | 8 | ME499.830.35.0062..... | 17 |
| KV7501-144..... | 8 | ME499.830.35.0067..... | 17 |
| KV7501-72..... | 8 | ME499.830.35.0074..... | 17 |
| KV7501-96..... | 8 | ME499.830.35.0081..... | 17 |
| KV7505-120..... | 9 | ME499.830.40.0053..... | 17 |
| KV7505-144..... | 9 | ME499.830.40.0058..... | 17 |
| KV7505-72..... | 9 | ME499.830.40.0062..... | 17 |
| KV7505-96..... | 9 | ME499.830.40.0067..... | 17 |
| KV753A..... | 14 | ME499.830.40.0074..... | 17 |
| KV760A..... | 15 | ME499.830.40.0081..... | 17 |
| KV7701-120..... | 8 | ME499.831.00.0153..... | 16 |
| KV7701-144..... | 8 | ME499.831.00.0158..... | 16 |
| KV7701-72..... | 8 | ME499.831.00.0167..... | 16 |
| KV7701-96..... | 8 | ME499.831.00.0174..... | 16 |
| KV7705-120..... | 9 | ME499.831.00.0180..... | 16 |
| KV7705-144..... | 9 | ME499.831.00.0181..... | 16 |
| KV7705-72..... | 9 | ME499.831.00.0182..... | 16 |
| KV7705-96..... | 9 | ME514.825.40.1153..... | 17 |
| KV880CHR-144..... | 12 | ME514.825.40.1158..... | 17 |
| KV880CHR-96..... | 12 | ME514.825.40.1162..... | 17 |
| KV882WH-144..... | 12 | ME514.825.40.1167..... | 17 |
| KV882WH-96..... | 12 | ME514.825.40.1174..... | 17 |
| KVCPU3..... | 157 | ME514.825.40.1253..... | 17 |
| KVCPU-4..... | 157 | ME514.825.40.1258..... | 17 |
| KVHPR-3B..... | 157 | ME514.825.40.1262..... | 17 |
| KVKD110..... | 154 | ME514.825.40.1267..... | 17 |
| KVKEY1..... | 156 | ME514.825.40.1274..... | 17 |
| KVKEY3..... | 156 | MM07194..... | 97 |
| KVMM-100..... | 150 | MM29008..... | 103 |
| KVMM-200..... | 150 | MM29009..... | 103 |
| KVMM-300..... | 150 | MM425-2..... | 76 |
| KVPTVL-1..... | 149 | MM4432-3/4-BLACK..... | 77 |
| KVRM-1..... | 157 | MM4432-3/4-WHITE..... | 77 |
| KVSD1..... | 156 | MM501..... | 97 |
| MCMK401..... | 76 | MM52P71..... | 98 |
| MCMK402..... | 76 | MM53P71..... | 98 |
| MCMK403..... | 76 | MM5N11..... | 97 |
| MCMK404..... | 76 | MM6001..... | 97 |
| ME499.781.45.0029..... | 13 | MM6211..... | 97 |
| ME499.781.60.0029..... | 13 | MM8511..... | 96 |
| ME499.781.85.0029..... | 13 | MM8934-1..... | 77 |

Index Baer Supply Company

| Item # | Page# |
|-----------------|-------|
| MM8934-3/4..... | 77 |
| MQAG3BK..... | 162 |
| MQAG3PY..... | 162 |
| MQAG3WH..... | 162 |
| MQAV2BK..... | 165 |
| MQAV2LG..... | 165 |
| MQAV2PY..... | 165 |
| MQAV2WH..... | 165 |
| MQBG3BK..... | 162 |
| MQBG3LG..... | 162 |
| MQBG3PY..... | 162 |
| MQBG3WH..... | 162 |
| MQBG5BR..... | 162 |
| MQBG5CH..... | 162 |
| MQEDP3BK..... | 162 |
| MQEDP3LG..... | 162 |
| MQEDP3PY..... | 162 |
| MQEDP3WH..... | 162 |
| MQEDP5BR..... | 162 |
| MQEDP5CH..... | 162 |
| MQMM3ABR..... | 163 |
| MQMM3ACH..... | 163 |
| MQMM3AEA..... | 163 |
| MQMM3BR..... | 163 |
| MQMM3CH..... | 163 |
| MQMM3EA..... | 163 |
| MQOG3BK..... | 162 |
| MQOG3LG..... | 162 |
| MQOG3PY..... | 162 |
| MQOG3WH..... | 162 |
| MQPCS1BK..... | 164 |
| MQPCS3BK..... | 164 |
| MQSG3BK..... | 162 |
| MQSG3LG..... | 162 |
| MQSG3PY..... | 162 |
| MQSG3WH..... | 162 |
| MQSG5BR..... | 162 |
| MQSG5CH..... | 162 |
| MQTG3BK..... | 162 |
| MQTG3LG..... | 162 |
| MQTG3PY..... | 162 |
| MQTG3WH..... | 162 |
| MQTG5BR..... | 162 |
| MQTG5CH..... | 162 |
| MQWM2BK6..... | 165 |
| MQWM7BK..... | 165 |
| MQXG3BK..... | 162 |
| MQXG3LG..... | 162 |
| MQXG3PY..... | 162 |
| MQXG3WH..... | 162 |
| MQXG5BR..... | 162 |
| MQXG5CH..... | 162 |
| MQZG3BK..... | 162 |
| MQZG3LG..... | 162 |
| MQZG3PY..... | 162 |
| MQZG3WH..... | 162 |

| Item # | Page# |
|--------------------|-------|
| MSCL24..... | 85 |
| MSCL30..... | 85 |
| MSCL36..... | 85 |
| MWJ102-M..... | 120 |
| MWJ102-O..... | 120 |
| MWJ102R-M..... | 120 |
| MWJ102R-O..... | 120 |
| MWJ103-M..... | 120 |
| MWJ103-O..... | 120 |
| MWJ103R-M..... | 120 |
| MWJ103R-O..... | 120 |
| NB526BG-3/4..... | 30 |
| NB526BG-3/4-C..... | 30 |
| NB526BN-1/2..... | 30 |
| NB526BN-3/4..... | 30 |
| NB526BN-3/4-C..... | 30 |
| NB526BN-5/8..... | 30 |
| NB526CL-3/4..... | 30 |
| NB526CL-3/4-C..... | 30 |
| NB526CL-5/8..... | 30 |
| NB526CL-5/8-C..... | 30 |
| NB526WH-3/4..... | 30 |
| NB526WH-3/4-C..... | 30 |
| NB526WH-5/8..... | 30 |
| NC150451350S..... | 108 |
| NC150451350W..... | 108 |
| NC150600350S..... | 108 |
| NC150600350W..... | 108 |
| NC150752350S..... | 108 |
| NC330451350S..... | 108 |
| NC330451350W..... | 108 |
| NC330600350S..... | 108 |
| NC330600350W..... | 108 |
| NC330752350S..... | 108 |
| NC330752350W..... | 108 |
| NC430451350S..... | 108 |
| NC430451350W..... | 108 |
| NC430600350S..... | 108 |
| NC430600350W..... | 108 |
| NC600PO350S..... | 114 |
| NC600PO350W..... | 114 |
| NCRUN35UBS..... | 108 |
| NCRUN35UBW..... | 108 |
| NGC8-84..... | 81 |
| NGCP8-32..... | 81 |
| NGP8-120..... | 81 |
| NLC8102**-26D..... | 172 |
| NLC8102**-4..... | 172 |
| NLC8103**-26D..... | 172 |
| NLC8103**-4..... | 172 |
| NLC8106**-26D..... | 172 |
| NLC8106**-4..... | 172 |
| NLC8108**-26D..... | 172 |
| NLC8108**-4..... | 172 |
| NLC8109**-26D..... | 172 |
| NLC8109**-4..... | 172 |

| Item # | Page# |
|-----------------------|-------|
| PEFM3-O | 107 |
| PGH403A-X | 161 |
| PGH403BG-X | 161 |
| PGH403BL-X | 161 |
| PGH403GY-X | 161 |
| PGH403WH-X | 161 |
| PGH404A-X | 161 |
| PGH404BG-X | 161 |
| PGH404BL-X | 161 |
| PGH404GY-X | 161 |
| PGH404WH-X | 161 |
| PGH785A-X | 161 |
| PGH785BG-X | 161 |
| PGH785BL-X | 161 |
| PGH785GY-X | 161 |
| PGH785WH-X | 161 |
| PGH786A-X | 161 |
| PGH786BG-X | 161 |
| PGH786BL-X | 161 |
| PGH786GY-X | 161 |
| PGH786WH-X | 161 |
| PGH802BN | 30 |
| PGH802BN-C | 30 |
| PGH802CL | 30 |
| PGH802CL-C | 30 |
| PGH802WH | 30 |
| PGH802WH-C | 30 |
| PJ1CL | 33 |
| PJ1CL-P | 33 |
| PJ27CL | 33 |
| PJ27CL-P | 33 |
| PJ2CL | 33 |
| PJ2CL-P | 33 |
| PL1323 | 11 |
| PL1324 | 11 |
| PL3227AL | 30 |
| PL3227AL-C | 30 |
| PL3227WH | 30 |
| PL3227WH-C | 30 |
| PL3228AL | 30 |
| PL3228AL-C | 30 |
| PL3228WH | 30 |
| PL3228WH-C | 30 |
| ROR1G4 | 45 |
| ROR1G4 | 70 |
| ROR2032 | 45 |
| ROR2032 | 70 |
| ROR5G1 | 45 |
| ROR5G1 | 70 |
| RS5345-DMKIT | 113 |
| RS5CHB-LINER | 113 |
| RS5CLR46-52 | 124 |
| RSCB-181407CR-5 | 109 |
| RSCB-181407SN-5 | 109 |
| RSCB-181411CR-5 | 109 |
| RSCB-181411SN-5 | 109 |

| Item # | Page# |
|------------------------|-------|
| RSCB-181418CR-5 | 109 |
| RSCB-181418SN-5 | 109 |
| RSCB-181607CR-5 | 110 |
| RSCB-181607SN-5 | 110 |
| RSCB-181611CR-5 | 110 |
| RSCB-181611SN-5 | 110 |
| RSCB-181618CR-5 | 110 |
| RSCB-181618SN-5 | 110 |
| RSCB-182011CR-5 | 110 |
| RSCB-182011SN-5 | 110 |
| RSCB-182018CR-5 | 110 |
| RSCB-182018SN-5 | 110 |
| RSCB-241407CR-5 | 109 |
| RSCB-241407SN-5 | 109 |
| RSCB-241411CR-5 | 109 |
| RSCB-241411SN-5 | 109 |
| RSCB-241418CR-5 | 109 |
| RSCB-241418SN-5 | 109 |
| RSCB-241607CR-5 | 110 |
| RSCB-241607SN-5 | 110 |
| RSCB-241611CR-5 | 110 |
| RSCB-241611SN-5 | 110 |
| RSCB-241618CR-5 | 110 |
| RSCB-241618SN-5 | 110 |
| RSCB-242011CR-5 | 110 |
| RSCB-242011SN-5 | 110 |
| RSCB-242018CR-5 | 110 |
| RSCB-242018SN-5 | 110 |
| RSCB-301407CR-5 | 109 |
| RSCB-301407SN-5 | 109 |
| RSCB-301411CR-5 | 109 |
| RSCB-301411SN-5 | 109 |
| RSCB-301418CR-5 | 109 |
| RSCB-301418SN-5 | 109 |
| RSCB-301607CR-5 | 110 |
| RSCB-301607SN-5 | 110 |
| RSCB-301611CR-5 | 110 |
| RSCB-301611SN-5 | 110 |
| RSCB-301618CR-5 | 110 |
| RSCB-301618SN-5 | 110 |
| RSCH-241419-DM-2 | 113 |
| RSCHBI-241418-5 | 111 |
| RSCHBI-241618-5 | 111 |
| RSCHBI-242018-5 | 111 |
| RSCHBI-301418-5 | 111 |
| RSCHBI-301618-5 | 111 |
| RSCIB-16CR | 121 |
| RSCJD-2414 | 120 |
| RSCJD-24IN | 120 |
| RSCJD-24IS | 120 |
| RSCJD-DMB-KIT | 120 |
| RSCPDR-2635 | 13 |
| RSCPDR-3548 | 13 |
| RSCPRF-16CR-2 | 115 |
| RSCRMB-12CR-5 | 116 |
| RSCSPD-14 | 119 |

Index Baer Supply Company

| Item # | Page# | Item # | Page# |
|-----------------------|-------|---------------------|-------|
| RSCSPD-6..... | 119 | SA30..... | 89 |
| RSCSR-17CR-5..... | 118 | SA836..... | 89 |
| RSCSR-17SN-10..... | 118 | SBWG-M175..... | 163 |
| RSCSR-23CR-5..... | 118 | SBXF100-138..... | 11 |
| RSCSR-23SN-10..... | 118 | SD9098..... | 32 |
| RSCSR-29CR-10..... | 118 | SD9421..... | 32 |
| RSCSR-29SN-10..... | 118 | SF149..... | 85 |
| RSCSR-35CR-5..... | 118 | SF150..... | 85 |
| RSCSR-35SN-10..... | 118 | SF214007..... | 85 |
| RSCTMB-18..... | 111 | SF4181-50..... | 77 |
| RSCTMB-24..... | 111 | SF4181-75..... | 77 |
| RSCTMB-30..... | 111 | SG39..... | 11 |
| RSCTOHB-161319CR..... | 112 | SG44..... | 15 |
| RSCTOHB-161319SN..... | 112 | SLEL25..... | 131 |
| RSCTOHB-211319CR..... | 112 | SLEL30..... | 131 |
| RSCTOHB-211319SN..... | 112 | SLEP25..... | 131 |
| RSCWPR-2414-2..... | 117 | SLEP40..... | 131 |
| RSCWPR-3014-2..... | 117 | SLFC50..... | 131 |
| RSCWPTR-3014-2..... | 117 | SLFC65..... | 131 |
| RSCWSPS-2414-2..... | 119 | SLSLU3..... | 166 |
| RSCWSPS-3014-2..... | 119 | SLSLU4..... | 166 |
| RSCWSPS-3614-2..... | 119 | SLSLU5..... | 166 |
| RSCWTR-2414-2..... | 117 | SLTAS800L-G..... | 13 |
| RSHPRV1925DMS..... | 112 | SLTAS800R-G..... | 13 |
| RSHPRV1925S..... | 112 | SLTM15-IV..... | 115 |
| RSHRV-1520-LINER..... | 113 | SLTY30..... | 131 |
| RSHRV-1520-SCR..... | 113 | SLTY35..... | 131 |
| RSPSC-1814CR..... | 114 | SLTY40..... | 131 |
| RSPSC-2414CR..... | 114 | SLW300..... | 14 |
| RSRAS305-12-10-4..... | 30 | SLW350..... | 14 |
| RSRAS305-12-10-C..... | 30 | SQ41120..... | 100 |
| RSRAS305-12-13-4..... | 30 | SQ50222..... | 96 |
| RSRAS305-34-020..... | 30 | SQ534..... | 104 |
| RSRAS305-34-10-4..... | 30 | SQ90028..... | 99 |
| RSRAS305-34-10-C..... | 30 | SQ90537..... | 103 |
| RSRAS305-58-020..... | 30 | SQ90538..... | 103 |
| RSRAS305-58-10-4..... | 30 | SQ90540..... | 102 |
| RSRAS305-58-10-C..... | 30 | SQ90561..... | 102 |
| RSRAS305-58-13-4..... | 30 | SQ90750..... | 101 |
| RSRAS-LGFD-52..... | 171 | SQ90950..... | 100 |
| RSRAS-SMFD-52..... | 171 | SQ90958..... | 100 |
| RSSHR-84..... | 124 | SQ91251..... | 101 |
| RSTBC-14TCR..... | 116 | SQ91295..... | 99 |
| RSTRC-14CR..... | 116 | SQ94507..... | 104 |
| RSTRC-14CR..... | 116 | SQ95087..... | 98 |
| RSVIB-20CR..... | 121 | SQ95115..... | 98 |
| RV18S-B..... | 158 | SS1111-1224-11..... | 125 |
| RV18S-N..... | 158 | SS1111-1236-11..... | 125 |
| RV18S-N..... | 158 | SS1111-1272-11..... | 125 |
| RV28S-B..... | 158 | SS1211-1248-11..... | 125 |
| RV28S-N..... | 158 | SS1211-1272-11..... | 125 |
| RV36S-B..... | 158 | SS1412-6039-11..... | 126 |
| RV36S-N..... | 158 | SS1412-6621-11..... | 126 |
| RV6R-N..... | 158 | SS1412-6635-11..... | 126 |
| RV6S-B..... | 158 | SS1412-6659-11..... | 126 |
| RV6S-N..... | 158 | SS1412-6683-11..... | 126 |

| Item # | Page# | Item # | Page# |
|----------------------|-------|-----------------------|-------|
| SS1435-6645-11 | 127 | TM3792LM-2 | 73 |
| SS1813-1236-11 | 126 | TM3792LM-8 | 73 |
| SS1813-1636-11 | 126 | TM76394 | 89 |
| SS2012-5024-11 | 118 | TMAE2 | 73 |
| SS7913-1412-11 | 126 | TMCA4-07 | 74 |
| SS7913-1416-11 | 126 | TMFB30NF-BG-52G | 75 |
| SS7913-3578-11 | 126 | TMFB30NF-BG-5G | 75 |
| SS7913-4480-11 | 126 | TMFB30NF-BG-G4 | 75 |
| SS7913-9137-11 | 127 | TMFB30NF-BG-Q12 | 75 |
| SS7913-9158-40 | 127 | TMFB30NF-N-52G | 75 |
| TH18 | 85 | TMFB30NF-N-5G | 75 |
| TH18-90 | 85 | TMFB30NF-N-G4 | 75 |
| TH18W | 85 | TMFB30NF-N-Q12 | 75 |
| TH212 | 85 | TMSPRAY90 | 75 |
| TH212H | 85 | TT6401Z | 19 |
| TH3 | 85 | TT6406Z | 19 |
| TH3-90 | 85 | TT6408Z | 19 |
| THSFM050801 | 85 | TT6414Z | 19 |
| TLBZ100 | 175 | TT6416Z | 19 |
| TLBZ200 | 175 | TT6416Z-C | 19 |
| TLBZ300 | 175 | TT6431A-C | 21 |
| TLBZ400 | 175 | TT6431W-C | 21 |
| TLBZ500 | 175 | TT6431W-C | 21 |
| TLBZ700 | 175 | TT6433A-C | 21 |
| TLCB230 | 174 | TT6433K | 21 |
| TLCB235 | 174 | TT6433K-C | 21 |
| TLCB240 | 173 | TT6433L | 21 |
| TLCB245 | 173 | TT6433W | 21 |
| TLCB280 | 174 | TT6433W-C | 21 |
| TLCB290 | 173 | TT6435W | 21 |
| TLCC100 | 175 | TT6435W-C | 21 |
| TLDB165 | 175 | TT6437W | 21 |
| TLKY101 | 175 | TT6437W-C | 21 |
| TLKY500 | 175 | TT6439B | 20 |
| TLLP100-* | 173 | TT6439B-C | 20 |
| TLLP100-* | 174 | TT6439K | 20 |
| TLLP100KD | 173 | TT6439W | 20 |
| TLLP100KD | 174 | TT6439W-C | 20 |
| TLLP200-* | 173 | TT6441A | 20 |
| TLLP200-* | 174 | TT6441K | 20 |
| TLLP300-* | 173 | TT6441W | 20 |
| TLLP300-* | 174 | TT6441W-C | 20 |
| TLLP400-* | 173 | TT6443W | 20 |
| TLLP400-* | 174 | TT6443W-C | 20 |
| TLLP500-* | 173 | TT6445W | 20 |
| TLLP500-* | 174 | TT6445W-C | 20 |
| TLLP700-* | 173 | TT6471W | 21 |
| TLLP700-* | 174 | TT6471W-C | 21 |
| TLSP100 | 175 | TT6472W | 21 |
| TLSP101 | 175 | TT6472W-C | 21 |
| TLSP185 | 175 | UBBARGPC916 | 24 |
| TLSP255 | 175 | UBBARGR0916 | 24 |
| TLSP300 | 175 | UBBARGR2916 | 24 |
| TLTL100 | 175 | UBBARGR3916 | 24 |
| TM3792-2 | 73 | UBBARGR6916 | 24 |
| TM3792-8 | 73 | UBC2J6A99 | 24 |
| TM3792AE-12 | 73 | UBC2J6G99 | 24 |

Index Baer Supply Company

| Item # | Page# |
|---------------------|-------|
| UBC2R6A99..... | 24 |
| UBC2R6AD9..... | 24 |
| UBC2R6G99..... | 24 |
| UBC2R6GD9..... | 24 |
| UBC7R6AD9..... | 24 |
| UBC7R6GD9..... | 24 |
| UFGS4070-12EZP..... | 27 |
| UFGS4070-14EZP..... | 27 |
| UFGS4070-16EZP..... | 27 |
| UFGS4070-18EZP..... | 27 |
| UFGS4070-20EZP..... | 27 |
| UFGS4070-22EZP..... | 27 |
| UFGS4070-24EZP..... | 27 |
| UFGS4070-26EZP..... | 27 |
| UFGS4070-28EZP..... | 27 |
| UFGS-BRACKET..... | 26 |
| UFGS-BRACKET..... | 27 |
| UFWT4050845060..... | 148 |
| UKMBKIT..... | 74 |
| US334..... | 168 |
| US384-2R..... | 169 |
| US384-3R..... | 169 |
| US385-2R..... | 169 |
| US386..... | 169 |
| US396..... | 168 |
| WCBA-BX-1-WT..... | 134 |
| WCBA-BX-2-WT..... | 134 |
| WCBA-BX-3-WT..... | 134 |
| WCBA-BX-4-WT..... | 134 |
| WCBA-IC12-WT..... | 134 |
| WCBA-IC24-WT..... | 134 |
| WCBA-IC36-WT..... | 134 |
| WCBA-I-WT..... | 134 |
| WCBA-PC6-WT..... | 134 |
| WCBP-20-12V..... | 132 |
| WCDM2BK..... | 132 |
| WCEN-1260-RB2..... | 132 |
| WCHR-86BK..... | 132 |
| WCHR-86BN..... | 132 |
| WCHR-86WT..... | 132 |
| WCHR-88BK..... | 132 |
| WCHR-88BN..... | 132 |
| WCHR-88WT..... | 132 |
| WCJC-20..... | 132 |
| WCJCD-25X-CL..... | 134 |
| WCLENS-45-FR..... | 132 |
| WCMTB01..... | 132 |
| WN14725..... | 155 |
| WN24783..... | 155 |
| WN24917..... | 155 |
| WN25452..... | 155 |
| WN28029-162..... | 156 |
| WT8750-18-2001..... | 34 |
| WT8750-18-2002..... | 34 |
| WT9375-18-2001..... | 34 |
| WT9375-18-2002..... | 34 |

| Item # | Page# |
|---------------------|-------|
| WT9375-18-2022..... | 34 |
| WT9375-18-2027..... | 34 |
| WT9375-18-2114..... | 34 |
| WT9375-18-2416..... | 34 |
| WT9375-18-2454..... | 34 |
| WT9375-18-3921..... | 34 |
| WT9375-18-3922..... | 34 |
| WT9375-18-3957..... | 34 |
| WT9375-18-4125..... | 34 |
| WT9375-18-4763..... | 34 |
| WT9375-18-4893..... | 34 |
| WT9375-18-4901..... | 34 |
| WT9375-18-5120..... | 34 |
| WT9375-18-5121..... | 34 |
| WT9375-40-2001..... | 35 |
| WT9375-40-2002..... | 35 |
| WT9375-40-2027..... | 35 |
| WT9375-40-2114..... | 35 |
| WT9375-40-2416..... | 35 |
| WT9375-40-2454..... | 35 |
| WT9375-40-3921..... | 35 |
| WT9375-40-3922..... | 35 |
| WT9375-40-3957..... | 35 |
| WT9375-40-4125..... | 35 |
| WT9375-40-4763..... | 35 |
| WT9375-40-4893..... | 35 |
| WT9375-40-4901..... | 35 |
| WT9375-40-5120..... | 35 |
| WT9375-40-5121..... | 35 |
| WTHKP21N-B..... | 41 |
| WTHKP21WH-B..... | 41 |
| WTHKP25BN-B..... | 41 |
| WTHKP25N-B..... | 41 |
| WTHKP25WH-B..... | 41 |
| WTKS205N..... | 40 |
| WTKS205WH..... | 40 |
| WTKS208N..... | 41 |
| WTKS208WH..... | 41 |
| WTKS217N..... | 40 |
| WTND183-1..... | 46 |
| WW1511425..... | 48 |
| WW1511430..... | 48 |
| WW1511435..... | 48 |
| WW1511440..... | 48 |
| WW1511445..... | 48 |
| WW1511450..... | 48 |
| WW1511460..... | 48 |
| WW1511470..... | 48 |
| WW1513513..... | 48 |
| WW1513515..... | 48 |
| WW1513516..... | 48 |
| WW1513520..... | 48 |
| WW1581425..... | 48 |
| WW1581430..... | 48 |
| WW1581435..... | 48 |
| WW1581440..... | 48 |

| Item # | Page# | Item # | Page# |
|-------------------|-------|--------------|-------|
| WW1581445..... | 48 | WW30795..... | 50 |
| WW1581450..... | 48 | WW30798..... | 50 |
| WW1581460..... | 48 | WW30800..... | 50 |
| WW1581470..... | 48 | WW30900..... | 50 |
| WW16514025..... | 49 | WW31100..... | 50 |
| WW16514030..... | 49 | WW31200..... | 50 |
| WW16514035..... | 49 | WW31300..... | 50 |
| WW16514040..... | 49 | WW31400..... | 50 |
| WW16514045..... | 49 | WW31500..... | 50 |
| WW16514050..... | 49 | WW31600..... | 51 |
| WW16514060..... | 49 | WW31700..... | 51 |
| WW16514070..... | 49 | WW32000..... | 53 |
| WW16514580..... | 49 | WW32100..... | 53 |
| WW1893011..... | 88 | WW32200..... | 53 |
| WW1899300500..... | 102 | WW32300..... | 53 |
| WW1899440102..... | 94 | WW32400..... | 53 |
| WW1899440103..... | 94 | WW32500..... | 53 |
| WW1899440104..... | 94 | WW32600..... | 53 |
| WW1899440105..... | 94 | WW32700..... | 53 |
| WW19000..... | 57 | WW32800..... | 53 |
| WW19010..... | 57 | WW32900..... | 53 |
| WW19100..... | 57 | WW33000..... | 53 |
| WW19110..... | 57 | WW33100..... | 53 |
| WW19200..... | 57 | WW33200..... | 53 |
| WW19210..... | 57 | WW33300..... | 53 |
| WW19300..... | 57 | WW33400..... | 53 |
| WW19310..... | 57 | WW33500..... | 53 |
| WW19400..... | 57 | WW33600..... | 53 |
| WW19410..... | 57 | WW33700..... | 53 |
| WW19500..... | 57 | WW33800..... | 53 |
| WW19510..... | 57 | WW33900..... | 53 |
| WW21000..... | 57 | WW34000..... | 53 |
| WW21100..... | 57 | WW34100..... | 53 |
| WW21400..... | 57 | WW34200..... | 50 |
| WW22000..... | 57 | WW34220..... | 50 |
| WW22100..... | 57 | WW34240..... | 50 |
| WW22300..... | 57 | WW34260..... | 50 |
| WW22400..... | 57 | WW34280..... | 50 |
| WW22600..... | 57 | WW34300..... | 50 |
| WW22700..... | 57 | WW34320..... | 50 |
| WW22900..... | 57 | WW34340..... | 50 |
| WW23000..... | 57 | WW34350..... | 50 |
| WW23200..... | 57 | WW34360..... | 50 |
| WW23300..... | 57 | WW34400..... | 50 |
| WW27656311..... | 49 | WW34420..... | 50 |
| WW27656314..... | 49 | WW34440..... | 50 |
| WW29340..... | 57 | WW34460..... | 50 |
| WW29500..... | 57 | WW34480..... | 50 |
| WW30000..... | 50 | WW34500..... | 50 |
| WW30100..... | 50 | WW34580..... | 50 |
| WW30200..... | 50 | WW36710..... | 52 |
| WW30300..... | 50 | WW36715..... | 52 |
| WW30400..... | 50 | WW36720..... | 52 |
| WW30500..... | 50 | WW36725..... | 52 |
| WW30600..... | 50 | WW36730..... | 52 |
| WW30700..... | 50 | WW36735..... | 52 |

Index

Baer Supply Company

| Item # | Page# |
|--------------|-------|
| WW36750..... | 52 |
| WW36755..... | 52 |
| WW36760..... | 52 |
| WW36765..... | 52 |
| WW36770..... | 52 |
| WW36775..... | 52 |
| WW36780..... | 52 |
| WW36785..... | 52 |
| WW36790..... | 52 |
| WW36793..... | 52 |
| WW36820..... | 52 |
| WW36822..... | 52 |
| WW36830..... | 52 |
| WW36835..... | 52 |
| WW36840..... | 52 |
| WW36845..... | 52 |
| WW36850..... | 52 |
| WW36870..... | 52 |
| WW36875..... | 52 |
| WW36885..... | 52 |
| WW36890..... | 52 |
| WW36895..... | 52 |
| WW36910..... | 52 |
| WW37015..... | 54 |
| WW37020..... | 54 |
| WW37045..... | 54 |
| WW37055..... | 54 |
| WW37060..... | 54 |
| WW37065..... | 54 |
| WW37075..... | 54 |
| WW37100..... | 51 |
| WW37120..... | 51 |
| WW37140..... | 51 |
| WW37160..... | 51 |
| WW37180..... | 51 |
| WW37200..... | 51 |
| WW37220..... | 51 |
| WW37240..... | 51 |
| WW37280..... | 51 |
| WW37300..... | 51 |
| WW37340..... | 51 |
| WW37350..... | 51 |
| WW37380..... | 51 |
| WW37390..... | 51 |
| WW38120..... | 60 |
| WW38800..... | 51 |
| WW38900..... | 51 |
| WW38990..... | 54 |
| WW38995..... | 54 |
| WW39000..... | 51 |
| WW39100..... | 51 |
| WW39110..... | 51 |
| WW39120..... | 51 |
| WW39140..... | 56 |
| WW39150..... | 56 |
| WW39160..... | 56 |
| WW39180..... | 56 |

| Item # | Page# |
|--------------|-------|
| WW39185..... | 56 |
| WW39190..... | 56 |
| WW39200..... | 51 |
| WW39300..... | 51 |
| WW39320..... | 54 |
| WW39350..... | 54 |
| WW39360..... | 54 |
| WW39370..... | 54 |
| WW39375..... | 54 |
| WW39385..... | 54 |
| WW39400..... | 51 |
| WW39500..... | 51 |
| WW39710..... | 51 |
| WW39715..... | 51 |
| WW39770..... | 54 |
| WW39785..... | 54 |
| WW39800..... | 51 |
| WW39900..... | 51 |
| WW42050..... | 60 |
| WW42070..... | 60 |
| WW42075..... | 60 |
| WW42080..... | 60 |
| WW42100..... | 60 |
| WW42150..... | 60 |
| WW42300..... | 60 |
| WW42390..... | 60 |
| WW42400..... | 60 |
| WW42500..... | 60 |
| WW43150..... | 60 |
| WW43250..... | 25 |
| WW43250..... | 59 |
| WW43255..... | 25 |
| WW43255..... | 59 |
| WW43300..... | 59 |
| WW43350..... | 59 |
| WW43420..... | 25 |
| WW43420..... | 59 |
| WW43440..... | 25 |
| WW43440..... | 59 |
| WW43700..... | 60 |
| WW43750..... | 60 |
| WW44120..... | 26 |
| WW44120..... | 27 |
| WW44125..... | 26 |
| WW44125..... | 27 |
| WW45630..... | 60 |
| WW45820..... | 60 |
| WW45830..... | 60 |
| WW45880..... | 60 |
| WW46000..... | 26 |
| WW46000..... | 27 |
| WW46000..... | 58 |
| WW46010..... | 26 |
| WW46010..... | 27 |
| WW46010..... | 58 |
| WW46100..... | 58 |

| Item # | Page# | Item # | Page# |
|--------------|-------|------------------|-------|
| WW46150..... | 58 | WW48620..... | 61 |
| WW46200..... | 58 | WW48620..... | 146 |
| WW46800..... | 60 | WW48640..... | 61 |
| WW46950..... | 61 | WW48640..... | 146 |
| WW46950..... | 146 | WW48660..... | 61 |
| WW47120..... | 61 | WW48660..... | 146 |
| WW47120..... | 146 | WW54200..... | 60 |
| WW47130..... | 61 | WW54300..... | 60 |
| WW47130..... | 146 | WW54375..... | 60 |
| WW47200..... | 61 | WW54380..... | 60 |
| WW47200..... | 146 | WW54680..... | 60 |
| WW47220..... | 61 | WW54690..... | 60 |
| WW47220..... | 146 | WW54900..... | 60 |
| WW47300..... | 61 | WW54950..... | 60 |
| WW47300..... | 146 | WW59920..... | 59 |
| WW47320..... | 61 | WW60000..... | 59 |
| WW47320..... | 146 | WW60100..... | 25 |
| WW47400..... | 61 | WW60100..... | 59 |
| WW47400..... | 146 | WW60200..... | 25 |
| WW47420..... | 61 | WW60200..... | 59 |
| WW47420..... | 146 | WW60300..... | 59 |
| WW47500..... | 61 | WW60350..... | 59 |
| WW47500..... | 146 | WW60420..... | 59 |
| WW47520..... | 61 | WW60520..... | 59 |
| WW47520..... | 146 | WW614176274..... | 50 |
| WW47600..... | 61 | WW614176274..... | 56 |
| WW47600..... | 146 | WW614176274..... | 59 |
| WW47620..... | 61 | WW614176274..... | 60 |
| WW47620..... | 146 | WW614176274..... | 61 |
| WW47700..... | 61 | WW614176461..... | 50 |
| WW47700..... | 146 | WW614176461..... | 56 |
| WW47720..... | 61 | WW614176461..... | 59 |
| WW47720..... | 146 | WW614176461..... | 60 |
| WW47800..... | 61 | WW614176461..... | 61 |
| WW47800..... | 146 | WW614176648..... | 50 |
| WW47820..... | 61 | WW614176648..... | 56 |
| WW47820..... | 146 | WW614176648..... | 59 |
| WW47900..... | 61 | WW614176648..... | 60 |
| WW47900..... | 146 | WW614176648..... | 61 |
| WW47920..... | 61 | WW81200..... | 58 |
| WW47920..... | 146 | WW81300..... | 58 |
| WW48000..... | 61 | WW81500..... | 58 |
| WW48000..... | 146 | WW81600..... | 58 |
| WW48020..... | 61 | WW81800..... | 58 |
| WW48020..... | 146 | WW81900..... | 58 |
| WW48320..... | 61 | WW82600..... | 54 |
| WW48320..... | 146 | WW89030601..... | 79 |
| WW48340..... | 61 | WW89030602..... | 79 |
| WW48340..... | 146 | WW89030603..... | 79 |
| WW48400..... | 61 | WW89030604..... | 79 |
| WW48400..... | 146 | WW89030605..... | 79 |
| WW48450..... | 61 | WW89030606..... | 79 |
| WW48450..... | 146 | WW89030607..... | 79 |
| WW48500..... | 61 | WW89030608..... | 79 |
| WW48500..... | 146 | WW89030609..... | 79 |
| WW48550..... | 61 | WW89030610..... | 79 |
| WW48550..... | 146 | WW89030611..... | 79 |


Index Baer Supply Company

| Item # | Page# |
|------------------|-------|
| WW8903061OZ..... | 79 |
| WW890900..... | 90 |
| WW890909..... | 88 |
| WW8909095..... | 88 |
| WW890910..... | 88 |
| WW890910056..... | 75 |
| WW893140..... | 89 |
| WW893900..... | 91 |
| WW893900K..... | 91 |
| WW8939010..... | 91 |
| WW8939011..... | 91 |
| WW8991..... | 96 |
| WW899300301..... | 103 |
| WW899300302..... | 103 |
| WW89946002..... | 94 |
| WW89946003..... | 94 |
| WW89946004..... | 94 |
| WW90210..... | 51 |
| WW90210..... | 52 |
| WW90210..... | 53 |
| WW90210..... | 55 |
| WW90210..... | 58 |
| WW90220..... | 51 |
| WW90220..... | 52 |
| WW90220..... | 53 |
| WW90220..... | 55 |
| WW90220..... | 58 |
| WW90230..... | 51 |
| WW90230..... | 52 |
| WW90230..... | 53 |
| WW90230..... | 55 |
| WW90230..... | 58 |
| WW90240..... | 51 |
| WW90240..... | 52 |
| WW90240..... | 53 |
| WW90240..... | 55 |
| WW90240..... | 58 |
| WW90260..... | 51 |
| WW90260..... | 52 |
| WW90260..... | 53 |
| WW90260..... | 55 |
| WW90260..... | 58 |
| WWAW10..... | 49 |
| WWAW20..... | 49 |
| WWAW20-2..... | 49 |
| WWAW20-4..... | 49 |
| WWAW20-6..... | 49 |
| WWAW25..... | 49 |
| WWN15100E..... | 67 |
| WWN15125E..... | 67 |
| WWN15150E..... | 67 |
| WWN15175E..... | 67 |
| WWN15200E..... | 67 |
| WWN15225E..... | 67 |
| WWN15250E..... | 67 |
| WWN16075D..... | 66 |
| WWN16100D..... | 66 |

| Item # | Page# |
|-----------------|-------|
| WWN16125D..... | 66 |
| WWN16150D..... | 66 |
| WWN16175D..... | 66 |
| WWN16200D..... | 66 |
| WWN16250D..... | 66 |
| WWN18063A..... | 68 |
| WWN18063B..... | 68 |
| WWN18075A..... | 68 |
| WWN18075B..... | 68 |
| WWN18075C..... | 67 |
| WWN18100A..... | 68 |
| WWN18100B..... | 68 |
| WWN18100C..... | 67 |
| WWN18119A..... | 68 |
| WWN18125A..... | 68 |
| WWN18150A..... | 68 |
| WWN18156A..... | 68 |
| WWN18175A..... | 68 |
| WWN18200A..... | 68 |
| WWN23050F..... | 66 |
| WWN23058F..... | 66 |
| WWN23075F..... | 66 |
| WWN23100F..... | 66 |
| WWS16100L..... | 62 |
| WWS16125L..... | 62 |
| WWS16150L..... | 62 |
| WWS16175L..... | 62 |
| WWS16200L..... | 62 |
| WWS18050K..... | 64 |
| WWS18063K..... | 64 |
| WWS18063M..... | 63 |
| WWS18075K..... | 64 |
| WWS18075M..... | 63 |
| WWS18075N..... | 63 |
| WWS18075P..... | 62 |
| WWS18088K..... | 64 |
| WWS18088N..... | 63 |
| WWS18100K..... | 64 |
| WWS18100N..... | 63 |
| WWS18100P..... | 62 |
| WWS18113K..... | 64 |
| WWS18113N..... | 63 |
| WWS18119N..... | 63 |
| WWS18125K..... | 64 |
| WWS18125P..... | 62 |
| WWS18150K..... | 64 |
| WWS19075R..... | 64 |
| WWS20038S..... | 65 |
| WWS20050S..... | 65 |
| WWS20050W..... | 65 |
| WWS20063W..... | 65 |
| ZZ1730-3..... | 145 |
| ZZ1731-26..... | 144 |
| ZZ1732-BN..... | 141 |
| ZZ1733-ORB..... | 140 |
| ZZ1734-DWI..... | 143 |
| ZZ1735-BRG..... | 142 |

| Item # | Page# |
|------------------|-------|
| ZZ1736-3 | 145 |
| ZZ1737-26..... | 144 |
| ZZ1738-BN | 141 |
| ZZ1739-ORB | 140 |
| ZZ1740-DWI | 143 |
| ZZ1741-BRG | 142 |
| ZZ1742-3 | 145 |
| ZZ1743-26..... | 144 |
| ZZ1744-BN | 141 |
| ZZ1745-ORB | 140 |
| ZZ1746-DWI | 143 |
| ZZ1747-BRG | 142 |
| ZZ1748-3 | 145 |
| ZZ1749-26..... | 144 |
| ZZ1750-BN | 141 |
| ZZ1751-ORB | 140 |
| ZZ1752-DWI | 143 |
| ZZ1753-BRG | 142 |
| ZZ1754-3 | 145 |
| ZZ1755-26..... | 144 |
| ZZ1756-BN | 141 |
| ZZ1757-ORB | 140 |
| ZZ1758-DWI | 143 |
| ZZ1759-BRG | 142 |
| ZZ1760-3 | 145 |
| ZZ1761-26..... | 144 |
| ZZ1762-BN | 141 |
| ZZ1763-ORB | 140 |
| ZZ1764-DWI | 143 |
| ZZ1765-BRG | 142 |
| ZZ1766-3 | 145 |
| ZZ1767-26..... | 144 |
| ZZ1768-AS | 141 |
| ZZ1769-ORB | 140 |
| ZZ1770-DWI | 143 |
| ZZ1771-BRG | 142 |
| ZZ1772-3 | 145 |
| ZZ1773-26..... | 144 |
| ZZ1774-AS | 141 |
| ZZ1775-ORB | 140 |
| ZZ1776-DWI | 143 |
| ZZ1777-BRG | 142 |
| ZZ1778-3 | 145 |
| ZZ1779-26..... | 144 |
| ZZ1780-BN | 141 |
| ZZ1781-ORB | 140 |
| ZZ1782-DWI | 143 |
| ZZ1783-BRG | 142 |
| ZZ1784-3 | 145 |
| ZZ1785-26..... | 144 |
| ZZ1786-BPN | 141 |
| ZZ1787-ORB | 140 |
| ZZ1788-DWI | 143 |
| ZZ1789-BRG | 142 |
| ZZ1790-3 | 145 |
| ZZ1791-26..... | 144 |


| Item # | Page# |
|--------------------|-------|
| ZZ1792-BPN | 141 |
| ZZ1793-ORB | 140 |
| ZZ1794-DWI | 143 |
| ZZ1795-BRG | 142 |
| ZZ6130-2SC-P | 136 |
| ZZ6131-2SC-P | 136 |
| ZZ6132-2SC-P | 136 |
| ZZ6133-2SC-P | 136 |
| ZZ6140-226-P | 136 |
| ZZ6141-226-P | 136 |
| ZZ6142-226-P | 136 |
| ZZ6143-226-P | 136 |
| ZZ6150-203-P | 136 |
| ZZ6151-203-P | 136 |
| ZZ6152-203-P | 136 |
| ZZ6153-203-P | 136 |



One Source for ALL your Closet & Storage needs!



909 Forest Edge Drive • Vernon Hills, IL 60061
800-BUY-BAER (289-2237) • Fax: 888-558-2237
www.baersupply.com



Würth Baer Supply

EZ CLOSET EDITION

Closet Rods & Flanges Pg. 2 - 3

**Your all-in-one
source for your
Closet Hardware
needs!**

Offer valid: 9/12 thru 12/31/2013

Please reference promo code BP1937 when placing your order with Customer Service. For online customers, enter BP1937 in the promo code field of the shopping cart.



Hinges Pg. 20



SAVE EVEN MORE!

Receive an additional 1% off the listed prices featured in this promotion by ordering online at: www.wurthbaersupply.com



Drawer Slides Pg. 19

ROUND CLOSET RODS 1-5/16"

| Round Closet Rod 1-5/16" - 14 Gauge, 2mm Thickness, Steel & Aluminum | Item # | Size | Material | Finish | Price Each |
|---|----------------|------|----------|-------------------|----------------|
| | UF53431-46-033 | 4' | Steel | Polished Chrome | \$6.71 |
| | UF53431-46-034 | 5' | Steel | Polished Chrome | \$8.45 |
| | UF53431-46-035 | 6' | Steel | Polished Chrome | \$10.05 |
| | UF53431-46-015 | 8' | Steel | Polished Chrome | \$13.42 |
| | UF53431-46-036 | 10' | Steel | Polished Chrome | \$17.37 |
| | UF53431-46-014 | 12' | Steel | Polished Chrome | \$19.98 |
| | UF53435-47-024 | 8' | Aluminum | Dull Brass | \$17.04 |
| | UF53435-48-025 | 8' | Aluminum | Dull Chrome | \$17.04 |
| | UF53435-49-026 | 8' | Aluminum | Dull Nickel | \$17.04 |
| | UF53435-51-023 | 8' | Aluminum | Matte Black | \$17.04 |
| | UF53435-53-027 | 8' | Aluminum | Oil Rubbed Bronze | \$17.04 |

ROUND CLOSET FLANGES 1-5/16"

| | Item # | Material | Finish | Price Each |
|----------------------------|----------------|----------|-----------------|---------------|
| Closed Round Flange | UF54233-46-027 | Zinc | Polished Chrome | \$1.61 |
| | UF54233-49-088 | Zinc | Dull Nickel | \$1.92 |
| | UF54233-48-034 | Zinc | Dull Chrome | \$1.92 |
| | UF54233-47-035 | Zinc | Dull Brass | \$1.92 |
| | UF54233-51-036 | Zinc | Matte Black | \$1.72 |
| | UF54233-53-075 | Zinc | Oil Rub Bronze | \$1.72 |
| Closed Round Flange w/Pins | UF54231-46-089 | Zinc | Polished Chrome | \$1.25 |
| | UF54231-49-076 | Zinc | Dull Nickel | \$1.37 |
| | UF54231-48-038 | Zinc | Dull Chrome | \$1.37 |
| | UF54231-47-039 | Zinc | Dull Brass | \$1.37 |
| | UF54231-51-040 | Zinc | Matte Black | \$1.25 |
| | UF54231-53-041 | Zinc | Oil Rub Bronze | \$1.25 |
| Open Round Flange | UF54133-46-021 | Zinc | Polished Chrome | \$1.90 |
| | UF54133-49-022 | Zinc | Dull Nickel | \$2.08 |
| | UF54133-48-042 | Zinc | Dull Chrome | \$2.08 |
| | UF54133-47-043 | Zinc | Dull Brass | \$2.08 |
| | UF54133-51-044 | Zinc | Matte Black | \$1.90 |
| | UF54133-53-077 | Zinc | Oil Rub Bronze | \$1.90 |
| Open Round Flange w/Pins | UF54131-46-058 | Zinc | Polished Chrome | \$1.11 |
| | UF54131-49-083 | Zinc | Dull Nickel | \$1.11 |
| | UF54131-48-046 | Zinc | Dull Chrome | \$1.11 |
| | UF54131-47-047 | Zinc | Dull Brass | \$1.11 |
| | UF54131-51-048 | Zinc | Matte Black | \$1.02 |
| | UF54131-53-090 | Zinc | Oil Rub Bronze | \$1.02 |



Dull Nickel



Dull Chrome



Dull Chrome



Dull Brass

CONTENT

| Description | Page |
|----------------------------------|---------|
| Closet Rods & Flanges | 2 - 3 |
| Closet Rod Brackets | 4 |
| Top Mount Tie Butler | 4 |
| Side Mount Wood Tie Butler | 5 |
| Tie, Belt & Tie/Scarf Organizers | 6 |
| Closet Baskets | 7 - 8 |
| Closet Accessories | 9 - 14 |
| Decorative Panel Boards | 15 - 17 |
| Titus System 5 & 6 Fittings | 18 |
| Drawer Slides | 19 |
| Hinges | 20 |
| Edgebanding Glue | 21 |
| Knobs & Pulls | 22 |
| Bumpers & Hooks | 23 |



Closed Flange



Open Flange

ROUND CLOSET RODS & FLANGES 1-1/16"

| Item # | Size | Material | Finish | Price Each |
|--|------|----------|-----------------|----------------|
| Round Closet Rod 1-1/16" - 14 Gauge 2mm Thickness | | | | |
| UF53431-46-017 | 4' | Steel | Polished Chrome | \$5.56 |
| UF53431-46-030 | 5' | Steel | Polished Chrome | \$6.97 |
| UF53431-46-031 | 6' | Steel | Polished Chrome | \$8.45 |
| UF53431-46-008 | 8' | Steel | Polished Chrome | \$11.69 |
| UF53431-46-032 | 10' | Steel | Polished Chrome | \$14.59 |
| UF53431-46-006 | 12' | Steel | Polished Chrome | \$17.27 |
| Closed Round Flange 1-1/16" | | | | |
| UF54233-46-028 | - | Zinc | Polished Chrome | \$1.24 |
| Open Round Flange 1-1/16" | | | | |
| UF54133-46-019 | - | Zinc | Polished Chrome | \$1.42 |



Polished
Chrome



Matte
Black

OVAL CLOSET RODS & FLANGES 30MM x 15MM

| Item # | Size | Material | Finish | Price Each |
|--|------|----------|-------------------|---------------|
| Oval Closet Rod - 30mm x 15mm, 20 Gauge 1mm Thickness | | | | |
| UF53111-46-003 | 8' | Steel | Polished Chrome | \$2.99 |
| UF53315-47-019 | 8' | Aluminum | Dull Brass | \$9.58 |
| UF53315-48-020 | 8' | Aluminum | Dull Chrome | \$9.58 |
| UF53315-49-021 | 8' | Aluminum | Dull Nickel | \$9.58 |
| UF53315-51-018 | 8' | Aluminum | Matte Black | \$9.58 |
| UF53315-53-022 | 8' | Aluminum | Oil Rubbed Bronze | \$9.58 |
| UF53111-46-001 | 12' | Steel | Polished Chrome | \$9.26 |
| Oval Flange With 5mm Pins 30mm x 15mm | | | | |
| UF54111-49-086 | - | Zinc | Dull Nickel | \$0.49 |
| UF54111-48-078 | - | Zinc | Dull Chrome | \$0.49 |
| UF54111-47-051 | - | Zinc | Dull Brass | \$0.49 |
| UF54111-51-052 | - | Zinc | Matte Black | \$0.49 |
| UF54111-53-008 | - | Zinc | Oil Rubbed Bronze | \$0.49 |
| UF54111-46-068 | - | Zinc | Polished Chrome | \$0.35 |
| Oval Flange With 3 Holes 30mm x 15mm | | | | |
| UF54113-49-084 | - | Zinc | Dull Nickel | \$0.40 |
| UF54113-48-091 | - | Zinc | Dull Chrome | \$0.40 |
| UF54113-47-054 | - | Zinc | Dull Brass | \$0.40 |
| UF54113-51-055 | - | Zinc | Matte Black | \$0.35 |
| UF54113-53-085 | - | Zinc | Oil Rubbed Bronze | \$0.35 |
| UF54113-46-013 | - | Zinc | Polished Chrome | \$0.35 |


A

- For 11-1/2" to 14" depth shelves
- Use with 1-1/4" to 1-5/16" closet rods
- Slide-Thru™ feature
- 10-gauge steel construction
- 11-1/4" shelf platform
- 3" hook depth

**Holds up to
1,000 lbs.
per pair**

CLOSET ROD BRACKETS


B

- For 11" to 14" depth shelves
- Use up to 1-3/8" closet rods
- 13-gauge steel construction
- Shelf platform adjusts from 10-1/4" to 10-3/4"
- Install with or without wall cleat
- 3" hook depth

**Holds up to
500 lbs. per
pair**


C

- For 11" to 14" depth shelves
- Use up to 1-3/8" closet rods
- 12-gauge steel construction
- 11" shelf platform
- 9/32" width wire strutt
- 2-1/2" hook depth

**Holds up to
500 lbs. per
pair**

| | Item# | Description | Finish | Price Each |
|---|---------------|--|----------------|---------------|
| A | KV1198BPN12 | Extra Heavy Duty Closet Rod Bracket | Brushed Nickel | \$6.86 |
| | KV1198BPBRZ12 | Extra Heavy Duty Closet Rod Bracket | Bronze | \$4.44 |
| | KV1198BPCHR12 | Extra Heavy Duty Closet Rod Bracket | Chrome | \$6.86 |
| | KV1198BPWT12 | Extra Heavy Duty Closet Rod Bracket | Warm White | \$4.44 |
| B | KV1194CR+ | Adjustable Heavy Duty Closet Rod Bracket | Cream | \$3.92 |
| | KV1194WH+ | Adjustable Heavy Duty Closet Rod Bracket | Bright White | \$3.92 |
| C | KV1195CR+ | Heavy Duty Closet Rod Bracket | Cream | \$3.34 |
| | KV1195WH+ | Heavy Duty Closet Rod Bracket | Bright White | \$3.34 |



TOP MOUNT TIE BUTLER


This unique tie rack holds an astounding 38 ties without wrinkling or slippage, available in Black, White and Maple is constructed of solid wood and features ball-bearing slides and easy comfort grips for complete and easy accessibility. The top-mount design easily installs underneath any shelf in as little as a 5-1/4" opening and with four depths you are sure to find the perfect size for any closet design.



| Depth | Ties |
|-------|------|
| 12" | 38 |
| 14" | 44 |
| 16" | 52 |
| 20" | 68 |

| Description | Individual Item # | Price Each | Bulk Item # | Price Each |
|---------------------------|-------------------|----------------|------------------|----------------|
| 12" Maple, Natural Finish | RSCWTTR-12-1 | \$23.84 | RSCWTTR-12-1-10 | \$21.52 |
| 12" Maple, Black Finish | RSCWTTR-12B-1 | \$26.49 | RSCWTTR-12B-1-10 | \$23.18 |
| 12" Maple, White Finish | RSCWTTR-12W-1 | \$26.49 | RSCWTTR-12W-1-10 | \$23.18 |
| 14" Maple, Natural Finish | RSCWTTR-14-1 | \$25.50 | RSCWTTR-14-1-10 | \$23.38 |
| 14" Maple, Black Finish | RSCWTTR-14B-1 | \$28.34 | RSCWTTR-14B-1-10 | \$25.17 |
| 14" Maple, White Finish | RSCWTTR-14W-1 | \$28.34 | RSCWTTR-14W-1-10 | \$25.17 |
| 16" Maple, Natural Finish | RSCWTTR-16-1 | \$29.14 | RSCWTTR-16-1-10 | \$27.15 |
| 20" Maple, Natural Finish | RSCWTTR-20-1 | \$33.11 | RSCWTTR-20-1-10 | \$31.13 |

SIDE MOUNT WOOD TIE RACK



| Description | Individual Item# | Price Each | Bulk Item# | Price Each |
|--------------------|------------------|----------------|------------------|----------------|
| 12" Natural Finish | RSCWSTR-12-1 | \$15.89 | RSCWSTR-12-1-10 | \$14.11 |
| 12" Black Finish | RSCWSTR-12B-1 | \$16.56 | RSCWSTR-12B-1-10 | \$15.17 |
| 12" White Finish | RSCWSTR-12W-1 | \$16.56 | RSCWSTR-12W-1-10 | \$15.17 |
| 14" Natural Finish | RSCWSTR-14-1 | \$17.02 | RSCWSTR-14-1-10 | \$15.30 |
| 14" Black Finish | RSCWSTR-14B-1 | \$17.68 | RSCWSTR-14B-1-10 | \$16.49 |
| 14" White Finish | RSCWSTR-14W-1 | \$17.68 | RSCWSTR-14W-1-10 | \$16.49 |
| 16" Natural Finish | RSCWSTR-16-1 | \$19.87 | RSCWSTR-16-1-10 | \$17.88 |
| 20" Natural Finish | RSCWSTR-20-1 | \$23.84 | RSCWSTR-20-1-10 | \$21.85 |

TOP MOUNT WOOD BELT BUTLER



| Description | Item# | Price Each |
|--------------------|---------------|----------------|
| 12" Natural Finish | RSCWTBR-12-1 | \$19.93 |
| 12" Black Finish | RSCWTBR-12B-1 | \$20.79 |
| 12" White Finish | RSCWTBR-12W-1 | \$20.79 |
| 14" Natural Finish | RSCWTBR-14-1 | \$23.51 |
| 14" Black Finish | RSCWTBR-14B-1 | \$24.64 |
| 14" White Finish | RSCWTBR-14W-1 | \$24.64 |
| 16" Natural Finish | RSCWTBR-16-1 | \$27.09 |
| 20" Natural Finish | RSCWTBR-20-1 | \$33.51 |

| Depth | Belts |
|-------|-------|
| 12" | 22 |
| 14" | 26 |
| 16" | 34 |
| 20" | 42 |

As low as (each)

\$19.93

SIDE MOUNT WOOD BELT RACK



| Description | Item# | Price Each |
|--------------------|---------------|----------------|
| 12" Natural Finish | RSCWSBR-12-1 | \$14.04 |
| 12" Black Finish | RSCWSBR-12B-1 | \$14.37 |
| 12" White Finish | RSCWSBR-12W-1 | \$14.37 |
| 14" Natural Finish | RSCWSBR-14-1 | \$16.62 |
| 14" Black Finish | RSCWSBR-14B-1 | \$17.22 |
| 14" White Finish | RSCWSBR-14W-1 | \$17.22 |
| 16" Natural Finish | RSCWSBR-16-1 | \$19.21 |
| 20" Natural Finish | RSCWSBR-20-1 | \$22.85 |

| Depth | Belts |
|-------|-------|
| 12" | 11 |
| 14" | 13 |
| 16" | 17 |
| 20" | 23 |

As low as (each)

\$14.04



TIE, BELT & TIE/SCARF ORGANIZERS

Tie & Belt Racks

Our standard line is now complete with the introduction of our new BRC Belt Racks and newly designed TRC Tie Racks. Designed to complement each other, both are ideal for 12" & 14" depth applications, feature full-extension slides for complete accessibility, and are available in three finishes. The BRC holds up to nine belts and the TRC has new shorter posts that hold up to twenty-five ties.




| Size | Chrome Item# | Price Each | Oil Rub Bronze Item# | Price Each | Satin Nickel Item # | Price Each |
|-----------------------------------|--------------|---------------|----------------------|---------------|---------------------|---------------|
| Side Mount Steel Belt Rack | | | | | | |
| 12" | RSBRC-12CR | \$6.56 | RSBRC-12ORB | \$7.09 | RSBRC-12SN | \$7.09 |
| 14" | RSBRC-14CR | \$6.69 | RSBRC-14ORB | \$7.22 | RSBRC-14SN | \$7.22 |
| Side Mount Steel Tie Rack | | | | | | |
| 12" | RSTRC-12CR | \$6.82 | RSTRC-12ORB | \$7.55 | RSTRC-12SN | \$7.55 |
| 14" | RSTRC-14CR | \$6.95 | RSTRC-14ORB | \$7.68 | RSTRC-14SN | \$7.68 |

| Depth | Ties | Belts |
|-------|------|---------|
| 12" | 23 | 7 Hooks |
| 14" | 25 | 9 Hooks |

| Accessories | | |
|--------------|--------------------------|---------------|
| Item # | Description | Price Each |
| RSCRM-12CR-5 | Reverse Mounting Bracket | \$6.82 |

Designer Series Belt/Scarf & Tie Organizers

Rev-A-Shelf's pullout Tie/Scarf Organizer holds up to 15 ties or scarves. Belt organizer holds up to six belts. They both have a fully accessible 8-3/16" telescoping rod with clear non-slip soft PVC coated hooks. They are available in Chrome, Satin Nickel and Oil Rubbed Bronze and feature adjustable mounting brackets.



| Item # | Description | Price Each |
|---|---|----------------|
| Designer Series Belt/Scarf Racks | | |
| RSCBSR-12-CR | 11-3/4" Belt/Scarf/Tie Rack-Chrome | \$11.48 |
| RSCBSR-12-ORB | 11-3/4" Belt/Scarf/Tie Rack-Oil Rubbed Bronze | \$12.45 |
| RSCBSR-12-SN | 11-3/4" Belt/Scarf/Tie Rack-Satin Nickel | \$12.45 |
| RSCBSR-14-CR | 13-3/4" L Blt Scarf Rack-Chrome | \$11.48 |
| RSCBSR-14-ORB | 13-3/4" L Blt Scarf Rack-Oil Rubbed Bronze | \$12.45 |
| RSCBSR-14-SN | 13-3/4" L Blt Scarf Rack-Satin Nickel | \$12.45 |
| Designer Series Tie Rack | | |
| RSCTR-12-CR | 11-3/4" Tie Rack-Chrome | \$13.38 |
| RSCTR-12-ORB | 11-3/4" Tie Rack-Oil Rubbed Bronze | \$15.54 |
| RSCTR-12-SN | 11-3/4" Tie Rack-Satin Nickel | \$15.54 |
| RSCTR-14-CR | 13-3/4" Tie Rack-Chrome | \$13.38 |
| RSCTR-14-ORB | 13-3/4" Tie Rack-Oil Rubbed Bronze | \$15.54 |
| RSCTR-14-SN | 13-3/4" Tie Rack-Satin Nickel | \$15.54 |
| Chrome Tie & Belt Rack | | |
| RSTBC-14TCR | 14" Tie/Belt Rack With Tray | \$38.41 |

| Depth | Ties | Belts |
|-------|------|---------|
| 12" | 11 | 5 Hooks |
| 14" | 15 | 6 Hooks |



As low as (each)

\$6.69

CLOSET BASKETS (INCLUDES 100 LB. FULL EXTENSION SLIDES)



Rev-A-Shelf introduces a breakthrough in design of closet wire baskets and hampers. Not only did we give the baskets sleek lines, we also engineered them to perform better than any other basket on the market. Our patent-pending design installs easily in 32 mm applications, and basket removal and re-installation has never been easier. Our baskets rest on top of the slides, eliminating the torque twist that is inherent in other designs.

| Item # | Description | Price Each | Item # | Description | Price Each |
|----------------|---------------------------------------|----------------|----------------|-----------------------------------|----------------|
| RSCB-181207CR | 18"W X 12"D X 7"H, Chrome | \$14.83 | RSCB-241418SN | 24"W X 14"D X 18"H, Satin Nickel | \$26.48 |
| RSCB-181211CR | 18"W X 12"D X 11"H, Chrome | \$16.81 | RSCB-241607CR | 24"W X 16"D X 7"H, Chrome | \$19.33 |
| RSCB-181218CR | 18"W X 12"D X 18"H, Chrome | \$21.91 | RSCB-241607ORB | 24"W X 16"D X 7"H, Oil Rub Brnze | \$20.17 |
| RSCB-181407CR | 18"W X 14"D X 7"H, Chrome | \$16.45 | RSCB-241607SN | 24"W X 16"D X 7"H, Satin Nickel | \$21.04 |
| RSCB-181407ORB | 18"W X 14"D X 7"H, Oil Rubbed Bronze | \$17.16 | RSCB-241611CR | 24"W X 16"D X 11"H, Chrome | \$22.46 |
| RSCB-181407SN | 18"W X 14"D X 7"H, Satin Nickel | \$17.86 | RSCB-241611ORB | 24"W X 16"D X 11"H, Oil Rub Brnze | \$23.48 |
| RSCB-181411CR | 18"W X 14"D X 11"H, Chrome | \$17.12 | RSCB-241611SN | 24"W X 16"D X 11"H, Satin Nickel | \$24.48 |
| RSCB-181411ORB | 18"W X 14"D X 11"H, Oil Rubbed Bronze | \$17.86 | RSCB-241618CR | 24"W X 16"D X 18"H, Chrome | \$25.93 |
| RSCB-181411SN | 18"W X 14"D X 11"H, Satin Nickel | \$18.62 | RSCB-241618ORB | 24"W X 16"D X 18"H, Oil Rub Brnze | \$27.13 |
| RSCB-181418CR | 18"W X 14"D X 18"H, Chrome | \$22.75 | RSCB-241618SN | 24"W X 16"D X 18"H, Satin Nickel | \$28.31 |
| RSCB-181418ORB | 18"W X 14"D X 18"H, Oil Rubbed Bronze | \$23.79 | RSCB-242007CR | 24"W X 20"D X 7"H, Chrome | \$24.31 |
| RSCB-181418SN | 18"W X 14"D X 18"H, Satin Nickel | \$24.82 | RSCB-242007ORB | 24"W X 20"D X 7"H, Oil Rub Brnze | \$25.44 |
| RSCB-181607CR | 18"W X 16"D X 7"H, Oil Rubbed Bronze | \$17.18 | RSCB-242007SN | 24"W X 20"D X 7"H, Satin Nickel | \$26.53 |
| RSCB-181607ORB | 18"W X 16"D X 7"H, Oil Rubbed Bronze | \$17.94 | RSCB-242011CR | 24"W X 20"D X 11"H, Chrome | \$25.98 |
| RSCB-181607SN | 18"W X 16"D X 7"H, Satin Nickel | \$18.68 | RSCB-242011ORB | 24"W X 20"D X 11"H, Oil Rub Brnze | \$27.18 |
| RSCB-181611CR | 18"W X 16"D X 11"H, Chrome | \$18.19 | RSCB-242011SN | 24"W X 20"D X 11"H, Satin Nickel | \$28.37 |
| RSCB-181611ORB | 18"W X 16"D X 11"H, Oil Rubbed Bronze | \$19.01 | RSCB-242018CR | 24"W X 20"D X 18"H, Chrome | \$29.99 |
| RSCB-181611SN | 18"W X 16"D X 11"H, Satin Nickel | \$19.80 | RSCB-242018ORB | 24"W X 20"D X 18"H, Oil Rub Brnze | \$31.38 |
| RSCB-181618CR | 18"W X 16"D X 18"H, Chrome | \$23.78 | RSCB-242018SN | 24"W X 20"D X 18"H, Satin Nickel | \$32.77 |
| RSCB-181618ORB | 18"W X 16"D X 18"H, Oil Rubbed Bronze | \$24.84 | RSCB-301207CR | 30"W X 12"D X 7"H, Chrome | \$19.91 |
| RSCB-181618SN | 18"W X 16"D X 18"H, Satin Nickel | \$25.93 | RSCB-301211CR | 30"W X 12"D X 11"H, Chrome | \$22.10 |
| RSCB-182007CR | 18"W X 20"D X 7"H, Chrome | \$22.10 | RSCB-301218CR | 30"W X 12"D X 18"H, Chrome | \$25.24 |
| RSCB-182007ORB | 18"W X 20"D X 7"H, Oil Rubbed Bronze | \$23.11 | RSCB-301407CR | 30"W X 14"D X 7"H, Chrome | \$19.89 |
| RSCB-182007SN | 18"W X 20"D X 7"H, Satin Nickel | \$24.11 | RSCB-301407ORB | 30"W X 14"D X 7"H, Oil Rub Brnze | \$20.77 |
| RSCB-182011CR | 18"W X 20"D X 11"H, Chrome | \$22.97 | RSCB-301407SN | 30"W X 14"D X 7"H, Satin Nickel | \$21.65 |
| RSCB-182011ORB | 18"W X 20"D X 11"H, Oil Rubbed Bronze | \$24.00 | RSCB-301411CR | 30"W X 14"D X 11"H, Chrome | \$21.55 |
| RSCB-182011SN | 18"W X 20"D X 11"H, Satin Nickel | \$25.07 | RSCB-301411ORB | 30"W X 14"D X 11"H, Oil Rub Brnze | \$22.52 |
| RSCB-182018CR | 18"W X 20"D X 18"H, Chrome | \$27.14 | RSCB-301411SN | 30"W X 14"D X 11"H, Satin Nickel | \$23.49 |
| RSCB-182018ORB | 18"W X 20"D X 18"H, Oil Rubbed Bronze | \$28.40 | RSCB-301418CR | 30"W X 14"D X 18"H, Chrome | \$26.17 |
| RSCB-182018SN | 18"W X 20"D X 18"H, Satin Nickel | \$29.64 | RSCB-301418ORB | 30"W X 14"D X 18"H, Oil Rub Brnze | \$27.39 |
| RSCB-241207CR | 24"W X 12"D X 7"H, Chrome | \$17.70 | RSCB-301418SN | 30"W X 14"D X 18"H, Satin Nickel | \$28.57 |
| RSCB-241211CR | 24"W X 12"D X 11"H, Chrome | \$20.26 | RSCB-301607CR | 30"W X 16"D X 7"H, Chrome | \$21.58 |
| RSCB-241218CR | 24"W X 12"D X 18"H, Chrome | \$23.76 | RSCB-301607ORB | 30"W X 16"D X 7"H, Oil Rub Brnze | \$22.56 |
| RSCB-241407CR | 24"W X 14"D X 7"H, Chrome | \$19.20 | RSCB-301607SN | 30"W X 16"D X 7"H, Satin Nickel | \$23.53 |
| RSCB-241407ORB | 24"W X 14"D X 7"H, Oil Rubbed Bronze | \$20.07 | RSCB-301611CR | 30"W X 16"D X 11"H, Chrome | \$24.31 |
| RSCB-241407SN | 24"W X 14"D X 7"H, Satin Nickel | \$20.92 | RSCB-301611ORB | 30"W X 16"D X 11"H, Oil Rub Brnze | \$25.44 |
| RSCB-241411CR | 24"W X 14"D X 11"H, Chrome | \$20.27 | RSCB-301611SN | 30"W X 16"D X 11"H, Satin Nickel | \$26.53 |
| RSCB-241411ORB | 24"W X 14"D X 11"H, Oil Rubbed Bronze | \$21.18 | RSCB-301618CR | 30"W X 16"D X 18"H, Chrome | \$29.69 |
| RSCB-241411SN | 24"W X 14"D X 11"H, Satin Nickel | \$22.09 | RSCB-301618ORB | 30"W X 16"D X 18"H, Oil Rub Brnze | \$31.06 |
| RSCB-241418CR | 24"W X 14"D X 18"H, Chrome | \$24.26 | RSCB-301618SN | 30"W X 16"D X 18"H, Satin Nickel | \$32.45 |
| RSCB-241418ORB | 24"W X 14"D X 18"H, Oil Rubbed Bronze | \$25.39 | | | |

CLOSET BASKETS - 5 PACK



Includes 100 lb. Full Extension Slides!

| Item # | Description | Price 5/Pk | Item # | Description | Price 5/Pk |
|------------------|-----------------------------------|----------------|------------------|-----------------------------------|----------------|
| RSCB-181207CR-5 | 18"W X 12"D X 7"H, Chrome | \$12.68 | RSCB-241418SN-5 | 24"W X 14"D X 18"H, Satin Nickel | \$24.32 |
| RSCB-181211CR-5 | 18"W X 12"D X 11"H, Chrome | \$14.66 | RSCB-241607CR-5 | 24"W X 16"D X 7"H, Chrome | \$17.17 |
| RSCB-181218CR-5 | 18"W X 12"D X 18"H, Chrome | \$19.76 | RSCB-241607ORB-5 | 24"W X 16"D X 7"H, Oil Rub Brnze | \$18.04 |
| RSCB-181407CR-5 | 18"W X 14"D X 7"H, Chrome | \$14.30 | RSCB-241607SN-5 | 24"W X 16"D X 7"H, Satin Nickel | \$18.88 |
| RSCB-181407ORB-5 | 18"W X 14"D X 7"H, Oil Rub Brnze | \$15.01 | RSCB-241611CR-5 | 24"W X 16"D X 11"H, Chrome | \$20.30 |
| RSCB-181407SN-5 | 18"W X 14"D X 7"H, Satin Nickel | \$15.73 | RSCB-241611ORB-5 | 24"W X 16"D X 11"H, Oil Rub Brnze | \$21.32 |
| RSCB-181411CR-5 | 18"W X 14"D X 11"H, Chrome | \$14.97 | RSCB-241611SN-5 | 24"W X 16"D X 11"H, Satin Nickel | \$22.32 |
| RSCB-181411ORB-5 | 18"W X 14"D X 11"H, Oil Rub Brnze | \$15.73 | RSCB-241618CR-5 | 24"W X 16"D X 18"H, Chrome | \$23.79 |
| RSCB-181411SN-5 | 18"W X 14"D X 11"H, Satin Nickel | \$16.47 | RSCB-241618ORB-5 | 24"W X 16"D X 18"H, Oil Rub Brnze | \$24.97 |
| RSCB-181418CR-5 | 18"W X 14"D X 18"H, Chrome | \$20.60 | RSCB-241618SN-5 | 24"W X 16"D X 18"H, Satin Nickel | \$26.16 |
| RSCB-181418ORB-5 | 18"W X 14"D X 18"H, Oil Rub Brnze | \$21.63 | RSCB-242007CR-5 | 24"W X 20"D X 7"H, Chrome | \$22.17 |
| RSCB-181418SN-5 | 18"W X 14"D X 18"H, Satin Nickel | \$22.66 | RSCB-242007ORB-5 | 24"W X 20"D X 7"H, Oil Rub Brnze | \$23.28 |
| RSCB-181607CR-5 | 18"W X 16"D X 7"H, Chrome | \$15.04 | RSCB-242007SN-5 | 24"W X 20"D X 7"H, Satin Nickel | \$24.40 |
| RSCB-181607ORB-5 | 18"W X 16"D X 7"H, Oil Rub Brnze | \$15.79 | RSCB-242011CR-5 | 24"W X 20"D X 11"H, Chrome | \$23.84 |
| RSCB-181607SN-5 | 18"W X 16"D X 7"H, Satin Nickel | \$16.52 | RSCB-242011ORB-5 | 24"W X 20"D X 11"H, Oil Rub Brnze | \$25.04 |
| RSCB-181611CR-5 | 18"W X 16"D X 11"H, Chrome | \$16.05 | RSCB-242011SN-5 | 24"W X 20"D X 11"H, Satin Nickel | \$26.22 |
| RSCB-181611ORB-5 | 18"W X 16"D X 11"H, Oil Rub Brnze | \$16.84 | RSCB-242018CR-5 | 24"W X 20"D X 18"H, Chrome | \$27.84 |
| RSCB-181611SN-5 | 18"W X 16"D X 11"H, Satin Nickel | \$17.66 | RSCB-242018ORB-5 | 24"W X 20"D X 18"H, Oil Rub Brnze | \$29.24 |
| RSCB-181618CR-5 | 18"W X 16"D X 18"H, Chrome | \$21.61 | RSCB-242018SN-5 | 24"W X 20"D X 18"H, Satin Nickel | \$30.62 |
| RSCB-181618ORB-5 | 18"W X 16"D X 18"H, Oil Rub Brnze | \$22.70 | RSCB-301207CR-5 | 30"W X 12"D X 7"H, Chrome | \$17.76 |
| RSCB-181618SN-5 | 18"W X 16"D X 18"H, Satin Nickel | \$23.79 | RSCB-301211CR-5 | 30"W X 12"D X 11"H, Chrome | \$19.95 |
| RSCB-182007CR-5 | 18"W X 20"D X 7"H, Chrome | \$19.95 | RSCB-301218CR-5 | 30"W X 12"D X 18"H, Chrome | \$23.11 |
| RSCB-182007ORB-5 | 18"W X 20"D X 7"H, Oil Rub Brnze | \$20.94 | RSCB-301407CR-5 | 30"W X 14"D X 7"H, Chrome | \$17.74 |
| RSCB-182007SN-5 | 18"W X 20"D X 7"H, Satin Nickel | \$21.95 | RSCB-301407ORB-5 | 30"W X 14"D X 7"H, Oil Rub Brnze | \$18.62 |
| RSCB-182011CR-5 | 18"W X 20"D X 11"H, Chrome | \$20.82 | RSCB-301407SN-5 | 30"W X 14"D X 7"H, Satin Nickel | \$19.50 |
| RSCB-182011ORB-5 | 18"W X 20"D X 11"H, Oil Rub Brnze | \$21.86 | RSCB-301411CR-5 | 30"W X 14"D X 11"H, Chrome | \$19.40 |
| RSCB-182011SN-5 | 18"W X 20"D X 11"H, Satin Nickel | \$22.91 | RSCB-301411ORB-5 | 30"W X 14"D X 11"H, Oil Rub Brnze | \$20.37 |
| RSCB-182018CR-5 | 18"W X 20"D X 18"H, Chrome | \$24.98 | RSCB-301411SN-5 | 30"W X 14"D X 11"H, Satin Nickel | \$21.34 |
| RSCB-182018ORB-5 | 18"W X 20"D X 18"H, Oil Rub Brnze | \$26.24 | RSCB-301418CR-5 | 30"W X 14"D X 18"H, Chrome | \$24.02 |
| RSCB-182018SN-5 | 18"W X 20"D X 18"H, Satin Nickel | \$27.49 | RSCB-301418ORB-5 | 30"W X 14"D X 18"H, Oil Rub Brnze | \$25.23 |
| RSCB-241207CR-5 | 24"W X 12"D X 7"H, Chrome | \$15.54 | RSCB-301418SN-5 | 30"W X 14"D X 18"H, Satin Nickel | \$26.43 |
| RSCB-241211CR-5 | 24"W X 12"D X 11"H, Chrome | \$17.88 | RSCB-301607CR-5 | 30"W X 16"D X 7"H, Chrome | \$19.43 |
| RSCB-241218CR-5 | 24"W X 12"D X 18"H, Chrome | \$21.60 | RSCB-301607ORB-5 | 30"W X 16"D X 7"H, Oil Rub Brnze | \$20.41 |
| RSCB-241407CR-5 | 24"W X 14"D X 7"H, Chrome | \$17.07 | RSCB-301607SN-5 | 30"W X 16"D X 7"H, Satin Nickel | \$21.38 |
| RSCB-241407ORB-5 | 24"W X 14"D X 7"H, Oil Rub Brnze | \$17.91 | RSCB-301611CR-5 | 30"W X 16"D X 11"H, Chrome | \$22.17 |
| RSCB-241407SN-5 | 24"W X 14"D X 7"H, Satin Nickel | \$18.77 | RSCB-301611ORB-5 | 30"W X 16"D X 11"H, Oil Rub Brnze | \$23.28 |
| RSCB-241411CR-5 | 24"W X 14"D X 11"H, Chrome | \$18.12 | RSCB-301611SN-5 | 30"W X 16"D X 11"H, Satin Nickel | \$24.40 |
| RSCB-241411ORB-5 | 24"W X 14"D X 11"H, Oil Rub Brnze | \$19.03 | RSCB-301618CR-5 | 30"W X 16"D X 18"H, Chrome | \$27.54 |
| RSCB-241411SN-5 | 24"W X 14"D X 11"H, Satin Nickel | \$19.94 | RSCB-301618ORB-5 | 30"W X 16"D X 18"H, Oil Rub Brnze | \$28.92 |
| RSCB-241418CR-5 | 24"W X 14"D X 18"H, Chrome | \$22.11 | RSCB-301618SN-5 | 30"W X 16"D X 18"H, Satin Nickel | \$30.30 |
| RSCB-241418ORB-5 | 24"W X 14"D X 18"H, Oil Rub Brnze | \$23.23 | | | |

CLOSET ACCESSORIES



Cloth Basket Liners

Conceal items and create that chic closet look with these easy to install cloth basket liners. Available in 33 sizes, each one is machine washable and designed to fit tight and securely in our patented CB Series Baskets with hook and loop fasteners.



As low as (each)

\$5.50

| Closet Basket Liners (Individual) | | |
|-----------------------------------|--------------------|----------------|
| Item # | Size | Price Each |
| RSCBL-181207-B-1 | 18"W X 12"D X 7"H | \$8.28 |
| RSCBL-181211-B-1 | 18"W X 12"D X 11"H | \$10.79 |
| RSCBL-181218-B-1 | 18"W X 12"D X 18"H | \$13.91 |
| RSCBL-181407-B-1 | 18"W X 14"D X 7"H | \$9.47 |
| RSCBL-181411-B-1 | 18"W X 14"D X 11"H | \$11.99 |
| RSCBL-181418-B-1 | 18"W X 14"D X 18"H | \$15.89 |
| RSCBL-181607-B-1 | 18"W X 16"D X 7"H | \$10.26 |
| RSCBL-181611-B-1 | 18"W X 16"D X 11"H | \$12.52 |
| RSCBL-181618-B-1 | 18"W X 16"D X 18"H | \$16.69 |
| RSCBL-182007-B-1 | 18"W X 20"D X 7"H | \$10.60 |
| RSCBL-182011-B-1 | 18"W X 20"D X 11"H | \$13.18 |
| RSCBL-182018-B-1 | 18"W X 20"D X 18"H | \$19.01 |
| RSCBL-241207-B-1 | 24"W X 12"D X 7"H | \$8.94 |
| RSCBL-241211-B-1 | 24"W X 12"D X 11"H | \$10.79 |
| RSCBL-241218-B-1 | 24"W X 12"D X 18"H | \$15.36 |
| RSCBL-241407-B-1 | 24"W X 14"D X 7"H | \$9.74 |
| RSCBL-241411-B-1 | 24"W X 14"D X 11"H | \$12.25 |
| RSCBL-241418-B-1 | 24"W X 14"D X 18"H | \$16.16 |
| RSCBL-241607-B-1 | 24"W X 16"D X 7"H | \$10.26 |
| RSCBL-241611-B-1 | 24"W X 16"D X 11"H | \$13.11 |
| RSCBL-241618-B-1 | 24"W X 16"D X 18"H | \$18.08 |
| RSCBL-242007-B-1 | 24"W X 20"D X 7"H | \$12.05 |
| RSCBL-242011-B-1 | 24"W X 20"D X 11"H | \$15.36 |
| RSCBL-242018-B-1 | 24"W X 20"D X 18"H | \$20.66 |
| RSCBL-301207-B-1 | 30"W X 12"D X 7"H | \$9.21 |
| RSCBL-301211-B-1 | 30"W X 12"D X 11"H | \$11.66 |
| RSCBL-301218-B-1 | 30"W X 12"D X 18"H | \$15.70 |
| RSCBL-301407-B-1 | 30"W X 14"D X 7"H | \$10.00 |
| RSCBL-301411-B-1 | 30"W X 14"D X 11"H | \$12.52 |
| RSCBL-301418-B-1 | 30"W X 14"D X 18"H | \$16.42 |
| RSCBL-301607-B-1 | 30"W X 16"D X 7"H | \$10.33 |
| RSCBL-301611-B-1 | 30"W X 16"D X 11"H | \$12.85 |
| RSCBL-301618-B-1 | 30"W X 16"D X 18"H | \$17.35 |

| Closet Basket Liners (5-Pack) | | |
|-------------------------------|--------------------|----------------|
| Item # | Size | Price Each |
| RSCBL-181207-B-5 | 18"W X 12"D X 7"H | \$5.50 |
| RSCBL-181211-B-5 | 18"W X 12"D X 11"H | \$7.15 |
| RSCBL-181218-B-5 | 18"W X 12"D X 18"H | \$9.27 |
| RSCBL-181407-B-5 | 18"W X 14"D X 7"H | \$6.23 |
| RSCBL-181411-B-5 | 18"W X 14"D X 11"H | \$7.88 |
| RSCBL-181418-B-5 | 18"W X 14"D X 18"H | \$10.60 |
| RSCBL-181607-B-5 | 18"W X 16"D X 7"H | \$6.82 |
| RSCBL-181611-B-5 | 18"W X 16"D X 11"H | \$8.28 |
| RSCBL-181618-B-5 | 18"W X 16"D X 18"H | \$11.13 |
| RSCBL-182007-B-5 | 18"W X 20"D X 7"H | \$7.02 |
| RSCBL-182011-B-5 | 18"W X 20"D X 11"H | \$8.74 |
| RSCBL-182018-B-5 | 18"W X 20"D X 18"H | \$12.65 |
| RSCBL-241207-B-5 | 24"W X 12"D X 7"H | \$5.89 |
| RSCBL-241211-B-5 | 24"W X 12"D X 11"H | \$7.15 |
| RSCBL-241218-B-5 | 24"W X 12"D X 18"H | \$10.20 |
| RSCBL-241407-B-5 | 24"W X 14"D X 7"H | \$6.42 |
| RSCBL-241411-B-5 | 24"W X 14"D X 11"H | \$8.08 |
| RSCBL-241418-B-5 | 24"W X 14"D X 18"H | \$10.73 |
| RSCBL-241607-B-5 | 24"W X 16"D X 7"H | \$6.82 |
| RSCBL-241611-B-5 | 24"W X 16"D X 11"H | \$8.74 |
| RSCBL-241618-B-5 | 24"W X 16"D X 18"H | \$12.12 |
| RSCBL-242007-B-5 | 24"W X 20"D X 7"H | \$7.95 |
| RSCBL-242011-B-5 | 24"W X 20"D X 11"H | \$10.20 |
| RSCBL-242018-B-5 | 24"W X 20"D X 18"H | \$13.77 |
| RSCBL-301207-B-5 | 30"W X 12"D X 7"H | \$6.09 |
| RSCBL-301211-B-5 | 30"W X 12"D X 11"H | \$7.75 |
| RSCBL-301218-B-5 | 30"W X 12"D X 18"H | \$10.40 |
| RSCBL-301407-B-5 | 30"W X 14"D X 7"H | \$6.62 |
| RSCBL-301411-B-5 | 30"W X 14"D X 11"H | \$8.28 |
| RSCBL-301418-B-5 | 30"W X 14"D X 18"H | \$10.93 |
| RSCBL-301607-B-5 | 30"W X 16"D X 7"H | \$6.82 |
| RSCBL-301611-B-5 | 30"W X 16"D X 11"H | \$8.54 |
| RSCBL-301618-B-5 | 30"W X 16"D X 18"H | \$11.52 |

Top Mount Brackets

Utilize the CB Series wire baskets in openings that are not the standard 18", 24", or 30" widths. Simply mount the bracket to the underside of a shelf and then attach the CB Series basket to the bracket. The minimum openings for the top mount brackets are 18-1/2", 24-1/2" and 30-1/2".



| Item # | Size | Price Each |
|-----------|------|----------------|
| RSCTMB-18 | 18" | \$10.00 |
| RSCTMB-24 | 24" | \$10.86 |
| RSCTMB-30 | 30" | \$12.58 |

Hamper Insert

Easy to use hamper is ideal for clothing but can be used for toys, linens and much more. The black liner is made of durable, machine washable canvas, features Velcro ties and black coated handles that ensure an acceptable match to any of the CB Series finishes.



| Item # | Size | Price Each |
|-----------------|-----------|----------------|
| RSCHBI-241418-5 | 24" X 14" | \$17.48 |
| RSCHBI-241618-5 | 24" X 16" | \$17.88 |
| RSCHBI-242018-5 | 24" X 20" | \$20.66 |
| RSCHBI-301418-5 | 30" X 14" | \$20.13 |
| RSCHBI-301618-5 | 30" X 16" | \$20.73 |


CLOSET ACCESSORIES



Closet Armoires

Rev-A-Shelf introduces its pivoting Closet Armoire. Designed for use alone or in conjunction with the Storage Armoire, this product fits into an 8" opening between two 16" depth closet panels, simply add a panel front and you have the must have in closet organization. Its innovative pivoting action allows you to access either the 30" mirror or the various storage compartments with a flick of the wrist. Mounted on heavy-duty slides, it pivots, stopping at every 90 degree angle. Our patent pending bearings provide this filler stability while its interchangeable wood and velvet lined accessories gives it versatility.

| Item # | Description | Price Each |
|----------------|--------------------------------------|-----------------|
| RSCAG-081642-1 | Closet Armoire Series-Gentleman's | \$809.27 |
| RSCAL-081642-1 | Closet Armoire Series-Ladies | \$809.27 |
| RSCAS-081636-1 | Closet Armoire Series-Closet Storage | \$674.17 |



Spiral Clothes Rack

Break away from the ordinary with Rev-A-Shelf's Spiral Clothes Rack. This perfect corner closet solution has a 360-degree turning radius with an adjustable height of 72-1/2" to 84" and the ability to hang 40 single items of clothing (long, medium, and short hanging) from top to bottom. The SHR-84 comes complete with a stabilizer bar, post and pivot hardware and mounting hardware.

| Item # | Description | Price Each |
|----------|---------------------|-----------------|
| RSSHR-84 | Spiral Clothes Rack | \$152.98 |



Pull-Out Closet Mirror

We envisioned a closet mirror better than the rest and with the CM-1448 that is exactly what you get. This beautiful full length patent pending mirror installs in a space just over 3" wide. It features a soft-open, soft-close slide system, reversible mounting, a sleek design and comfortable handle, adjustable 60 degree pivot and easy installation with only 8 screws.

| Item # | Description | Price Each |
|-------------|--|-----------------|
| RSCM-1448-1 | 48"H X 14"D, Soft-Open/Close Closet Mirror | \$101.32 |



Pull-Down Closet Rod

Rev-A-Shelf's Pull-Down Closet Rod is available in three sizes and features an adjustable rod length to accommodate openings from 21-1/2" to 26" (CPDR-1826), 26" to 35" (CPDR-2635) and 35"- 48" (CPDR-3548). The telescoping pull-rod is another innovation from Rev-A-Shelf, now your pull rod can be the length that works best for you. It is adjustable from 34" to 50" to accommodate universal design and handicap accessible applications.

| Item # | Description | Price Each |
|-------------|---|----------------|
| RSCPDR-1826 | Pull-Down Closet Rod 18"W-26"W Adjustable | \$63.38 |
| RSCPDR-2635 | Pull-Down Closet Rod 26"W-35"W Adjustable | \$54.77 |
| RSCPDR-3548 | Pull-Down Closet Rod 35"W-48"W Adjustable | \$57.62 |

CLOSET ACCESSORIES



Undermount Jewelry Drawers

Keep your jewelry organized and in meticulous condition with Rev-A-Shelf's CVJD Series Jewelry Drawers. Each system is easily installed with system holes and features soft-close under mount slides and drawer head mounting capability. Used in coordination with the Velvet Ring and acrylic accessories, customization has never been easier. These unique accessories are designed to give you the ability to store items like necklaces without tangling, the clear acrylic organizers make it easy to see all your items and the adjustable dividers provide storage for jewelry in various sizes. The CVJD features a soft velvet bottom, sturdy wood construction and drawer front mountable.

| Item # | Description | Price Each |
|-----------------|--------------------------------|----------------|
| RSCVJD-1814UM-1 | 18"W X 14"D, Soft-Close Drawer | \$62.12 |
| RSCVJD-2414UM-1 | 24"W X 14"D, Soft-Close Drawer | \$67.68 |
| RSCVJD-3014UM-1 | 30"W X 14"D, Soft-Close Drawer | \$69.01 |

| Accessories | | |
|-----------------|---|----------------|
| Item # | Description | Price Each |
| RSCA-LGORG-1 | 6"W X 11-5/8"D, Earring Org | \$23.77 |
| RSCA-NECKLACE-1 | 6"W X 11-5/8"D, Necklace Organizer | \$23.05 |
| RSCA-SMORG-1 | 4-1/4"W X 11-5/8"D, Bracelet Organizer | \$22.45 |
| RSCV-RING-1 | 4-1/4"W X 11-5/8"D, Velvet Ring Organizer | \$12.12 |



Jewelry Drawers & Accessories

The CJD-2414 system is easily installed with system holes and features full-extension ball bearing slides, and drawer head mounting capability. Used in coordination with the CJD-IS (Jewelry) and CJD-IN (Necklace) inserts customizing and care has never been easier. These unique insert designs give you the ability to store larger items like necklaces without tangling and the curved inside radius allows for full accessibility to small items such as earring backs. The CJD-IS and CJD-IN feature easy "drop-in" installation and a soft, velvet flocked covering that protects while providing a stylish background for your precious jewelry.

| Item # | Description | Price Each |
|---------------|------------------------------------|----------------|
| RSCJD-2414 | 24"W X 14"D, Jewel Drawer w/Slides | \$34.97 |
| RSCJD-24IN | Jewelry Insert - Necklace | \$28.81 |
| RSCJD-24IS | Jewelry Insert - Standard | \$28.81 |
| RSCJD-DMB-KIT | Jewelry Drawer Bracket Dm Kit | \$2.12 |



Ironing Board & Accessories

Rev-A-Shelf has ironed out the inconvenience of storing and setting up that bulky ironing board with the introduction of its CIB/VIB Series. The uniquely designed expandable frames mount easily in a closet between panels or in a vanity drawer between cabinet sides from 14-1/4" to 21" wide and the fixed brackets allow for easy mounting of all standard drawer fronts. They feature chrome finishes and unique ball-bearing slide systems that provide sufficient over travel for maximum utilization. Simply open until the gravity lock engages, unfold board and you are ready to iron!

| Item # | Description | Price Each |
|--------------------|---------------------------------|-----------------|
| RSCIB-16CR | Closet Ironing Board 16" Chrome | \$88.61 |
| RSVIB-20CR | Vanity Iron Board 20" Chrome | \$118.21 |
| RSRASCIB-COVER-R52 | Closet Ironing Board Cover | \$9.27 |

CLOSET ACCESSORIES



Soft-Close Double Wire Hamper

Keep dirty clothes from piling on the floor with Rev-A-Shelf's Double Wire Pullout Hamper. The CH Series is built using the same quality materials as our immensely popular 5349 Series Waste Containers. It features a 2.5 bushels capacity (80 Qts.), removable double wire baskets, 14" bottom-mount, full-extension slides, a SOFT-CLOSE mechanism and is door mountable.

| Item # | Description | Price Each |
|--------------------|---------------------------------|-----------------|
| RSCH-241419-DM-2 | 24"W X 14"D, Dbl Premier Hamper | \$175.89 |
| Accessories | | |
| RS5CHB-LINER | Cloth Hamper Bag | \$6.49 |



Tilt-Out Hamper

Now you can conceal and access laundry in one easy motion with the CTOHB Tilt-Out Hamper. Simply door mount the basket rest to a bottom hinged cabinet for easy one step "Slide-In/Slide-Out" basket removal. The series is available in two sizes and three finishes, stylish Chrome, Satin Nickel and Oil Rubbed Bronze. Each is constructed with durable 6.6 mm wire and feature capacities of 1.7 bushels (55 Qts.) for the 16" wide unit and 2.3 bushels (74 Qts.) for the large 21" unit.

| Item # | Description | Price Each |
|--------------------|--|----------------|
| RSCTOHB-161319-ORB | 15-1/2"W X 13-1/2"D, Tilt-Out Hampr Oil Rub Bronze | \$37.75 |
| RSCTOHB-161319CR | 15-1/2"W X 13-1/2"D, Basket Chrome | \$33.51 |
| RSCTOHB-161319SN | 15-1/2"W X 13-1/2"D, Basket Satin Nickel | \$37.75 |
| RSCTOHB-211319-ORB | 20-1/2"W X 13-1/2"D, Tilt-Out Hampr Oil Rub Bronze | \$41.99 |
| RSCTOHB-211319CR | 20-1/2"W X 13-1/2"D, Basket Chrome | \$37.75 |
| RSCTOHB-211319SN | 20-1/2"W X 13-1/2"D, Basket Satin Nickel | \$41.99 |



Wire Hamper With Polymer Bin

Keep dirty clothes from piling on the floor with Rev-A-Shelf's large Pullout Polymer Hamper. The HPRV Series features a shallow 14" depth for closet applications, full extension ball bearing slides, 2.9 bushels capacity and installs with just four screws. This polymer hamper is available with or without a removable lid and with or without Rev-A-Shelf's classic door mount bracket kit.

| Item # | Description | Price Each |
|---------------|---|-----------------|
| RSHPRV1925DMS | 19-7/8"W X 14"D, Door Mount Hamper w/Lid, White | \$100.73 |
| RSHPRV1925S | 19-7/8"W X 14"D, Polymer Hamper w/Lid, White | \$83.18 |



Wood Hamper With Polymer Bin

Our innovative Rev-A-Motion™ Soft-Open/Soft-Close system is now available in a beautiful hamper for 18" base cabinets. The innovative gas spring assisted Soft-Open allows the unit to open smoothly and the Soft-Close shuts softly, even under the heaviest of loads. The hamper features built-in door mount brackets and concealed 150 lbs slides for a one step operation, and a clean appearance.

| Item # | Description | Price Each |
|-----------------|--|-----------------|
| RS4WH-RM-15DM-1 | 14-1/4"W X 19-1/4"D, 52Qt, Bottom Mount Hamper | \$160.00 |

CLOSET ACCESSORIES



Chrome Pant Rack

Keep your closet manageable and chaos free with Rev-A-Shelf's Chrome Pullout Pants Rack. This exceptional closet solution is made of heavy gauge chrome and features distinctive moveable fingers for easy access and unparalleled convenience. The PSC Series is available in an 18" width holding 9 pairs of pants and a 24" width holding up to 3 pairs of pants.

| Item # | Size/Finish | Price Each |
|--------------|------------------------|----------------|
| RSPSC-1814CR | 18" Pants Rack, Chrome | \$58.01 |
| RSPSC-2414CR | 24" Pants Rack, Chrome | \$64.90 |



Wood Pull-Out Pant/Tie Rack


Three variations, the CWPR comes in a 24" or 30" width and provides space for up to eighteen standard or twelve Big & Tall™ pants. The CWTR tie rack can hold over 120 ties and the CWPTR features both a pant and tie rack that holds twelve pants and over thirty ties. These patent-pending pullout racks feature full-extension slides, removable front for drawer head mounting rubber o-rings to prevent slipping and removable pant rods for ease of use. The three variations are made from solid maple and come with a lifetime warranty.

| Item # | Description | Price Each |
|----------------|---------------------|----------------|
| RSCWPR-2414-1 | 24"W Pants Rack | \$62.91 |
| RSCWPR-3014-1 | 30"W Pants Rack | \$69.54 |
| RSCWPTR-3014-2 | 30"W Pants/Tie Rack | \$73.71 |
| RSCWTR-2414-1 | 24"W Wood Tie Rack | \$74.11 |



Wire Fan Pants Rack

| Item # | Size/Finish | Price Each |
|-----------------|-----------------------------------|----------------|
| RSCPRF-16CR-52 | 16" Pants Rack, Chrome | \$9.94 |
| RSCPRF-16ORB-52 | 16" Pants Rack, Oil Rubbed Bronze | \$10.16 |
| RSCPRF-16SN-52 | 16" Pants Rack, Satin Nickel | \$10.16 |



Standard Series Valet Rods

Rev-A-Shelf is proud to offer this 12" Standard Valet Rod that installs easily with only four screws. It is offered in Chrome, Satin Nickel and Oil Rubbed Bronze and feature unique removable pull for easy customization to your current closet hardware.

| Item # | Size/Finish | Price Each |
|--------------|-----------------------------------|---------------|
| RSCVL-12-CR | Valet Rod 12"VL-Chrome | \$7.99 |
| RSCVL-12-ORB | Valet Rod 12"VL-Oil Rubbed Bronze | \$7.99 |
| RSCVL-12-SN | Valet Rod 12"VL-Satin Nickel | \$7.99 |



Insert Series Valet Rods

Perfect for hanging one or several items, the CVRI features the ability to open or close the 3-1/3" rod with a single finger, three beautiful finishes Chrome, Satin and Oil Rubbed bronze and removable pull hardware. The 7" Insert valet rod is uniquely designed to fit within 3/4" and larger closet panels.

| Item # | Size/Finish | Price Each |
|--------------|--------------------------------|---------------|
| RSCVRI-7-CR | Valet Rod 7" Chrome | \$8.19 |
| RSCVRI-7-ORB | Valet Rod 7" Oil Rubbed Bronze | \$8.19 |

| Item # | Size/Finish | Price Each |
|-------------|--------------------------------|----------------|
| RSCVRI-7-SN | Valet Rod 7" Satin Nickel | \$8.19 |
| RSCVRI-DG | Valet Rod 7" Drill Guide w/Bit | \$25.10 |

CLOSET ACCESSORIES



Designer Series Valet Rod

Rev-A-Shelf 12" and 14" Designer Valet Rod that installs easily with only two screws. It is offered in 3 finishes featuring an unique removable pull for easy customization to your current closet hardware.

| Item # | Size/Finish | Price Each |
|--------------|------------------------|----------------|
| RSCVR-12-CR | 11-3/4" Chrome | \$10.89 |
| RSCVR-12-ORB | 11-3/4" Oil Rub Bronze | \$10.89 |
| RSCVR-12-SN | 11-3/4" Satin Nickel | \$10.89 |

| Item # | Size/Finish | Price Each |
|--------------|------------------------|----------------|
| RSCVR-14-CR | 13-3/4" Chrome | \$10.89 |
| RSCVR-14-ORB | 13-3/4" Oil Rub Bronze | \$10.89 |
| RSCVR-14-SN | 13-3/4" Satin Nickel | \$10.89 |



Clear Acrylic Shoe Dividers

Create your own custom storage with Rev-A-Shelf's CSPD Series Acrylic Shelf Organizers. Two sizes, 167 mm and 359 mm, enables installation between shelves utilizing 32 mm system holes. Shirts, Sweaters, Shoes, Boots, Purses...the possibilities are endless with CSPD Series.

| Item # | Description | Price Each |
|-----------|------------------------|----------------|
| RSCPSD-14 | 14" Clear Shoe Divider | \$16.75 |
| RSCPSD-6 | 6" Clear Shoe Divider | \$9.40 |



Wire Shoe Rails

Adding functionality to your closet does not have to be complicated. Available in 17", 23", 29", and 35" lengths, this shoe rail system is easy to install and features heavy gauge chrome railing.

| Item # | Size/Finish | Price Each |
|----------------|-------------------------|---------------|
| RSCSR-17CR-5 | 17" - Chrome | \$2.19 |
| RSCSR-17ORB-10 | 17" - Oil Rubbed Bronze | \$2.78 |
| RSCSR-17SN-10 | 17" - Satin Nickel | \$2.78 |
| RSCSR-23CR-5 | 23" - Chrome | \$2.98 |
| RSCSR-23ORB-10 | 23" - Oil Rubbed Bronze | \$3.51 |
| RSCSR-23SN-10 | 23" - Satin Nickel | \$3.51 |

| Item # | Size/Finish | Price Each |
|----------------|-------------------------|---------------|
| RSCSR-29CR-10 | 29" - Chrome | \$3.51 |
| RSCSR-29ORB-10 | 29" - Oil Rubbed Bronze | \$4.04 |
| RSCSR-29SN-10 | 29" - Satin Nickel | \$4.04 |
| RSCSR-35CR-5 | 35" - Chrome | \$4.11 |
| RSCSR-35ORB-10 | 35" - Oil Rubbed Bronze | \$4.64 |
| RSCSR-35SN-10 | 35" - Satin Nickel | \$4.64 |



Lazy Shoezen

- Available in a three and five shelf versions, both in a men's and women's version. Women's version has 5 adjustable high grade plastic shoe horns with height adjustment per shelf, men's version has 4.
- Rotating, clear acrylic adjustable shelves.
- A built-in detent ensures your shoes are always facing out for ease in coordinating clothes.
- 5-Shelf version is designed to fit standard closets up to 96" in height, and the 3-Shelf version for up to 55" in height. Both versions have posts that can be cut for shorter height applications.

| Item # | Description | Price Each |
|------------------|-----------------------------------|-----------------|
| RSCLSZ-M1-1 | Men's Extra Shelf With Hardware | \$58.74 |
| RSCLSZ-M1-1-24 | Men's Extra Shelf W/Hdw, Bulk-24 | \$46.09 |
| RSCLSZ-M3-55-1 | Men's 3 Shelf, 12 Pair-Shoe Cap | \$212.05 |
| RSCLSZ-M3-55-1-8 | Men 3 Shelf, 12 Pair-Shoe, Bulk-8 | \$166.29 |
| RSCLSZ-M5-96-1 | Men's 5 Shelf, 20 Pair-Shoe Cap | \$350.00 |
| RSCLSZ-M5-96-1-6 | Men 5 Shelf, 20 Pair-Shoe, Bulk-6 | \$274.50 |

| Item # | Description | Price Each |
|------------------|-----------------------------------|-----------------|
| RSCLSZ-W1-1 | Women Extra Shelf w/Hdw | \$64.04 |
| RSCLSZ-W1-1-24 | Women Extra Shelf w/Hdw, Bulk-24 | \$50.26 |
| RSCLSZ-W3-55-1 | Women 3 Shelf, 15 PR-Shoe Cap | \$224.97 |
| RSCLSZ-W3-55-1-8 | Women 3 Shelf, 15 PR-Shoe, Bulk-8 | \$166.29 |
| RSCLSZ-W5-96-1 | Women 5 Shelf, 25 PR-Shoe Cap | \$371.46 |
| RSCLSZ-W5-96-1-6 | Women 5 Shelf, 25 PR-Shoe, Bulk-6 | \$291.32 |

TAFISA DECORATIVE PANEL BOARDS

Various sizes available including Special Order, please contact your Würth Baer Supply Sales Representative for more information.

Würth Baer Supply is authorized to sell decorative panel boards in the following states:

Rhode Island, Massachusetts, Connecticut, Vermont, Maine, New Hampshire and Upstate New York.



Listed by Group (i.e.: A, B, C, D)

| | | |
|---|---|--------------------------------------|
| A |  | L080 Froth White TA0802S75048 |
| B |  | L203 Black TA2032S75048 |
| B |  | L200 Almond TA200B275048 |
| B |  | L201 Shadows TA201B2S75048 |
| B |  | L202 Summer Drops TA202B275048 |
| B |  | L258 Almondine TA258G2S75048 |
| B |  | L476 Prestige Maple TA476B2S75048 |
| B |  | L479 Truffle TA479B2S75048 |
| C |  | L303 Hardrock Maple TA303C275048 |
| C |  | L204 Ivory TA204C2S75048 |
| C |  | L496 Monaco TA496C2S75048 |
| C |  | L309 Mahogany TA309G2S75048 |
| C |  | L495 Portobello TA495C2S75048 |
| D |  | L421 Candlelight TA421D2S75048 |

| | | |
|---|---|---|
| D |  | L420 Summer Flame TA420D2S75048 |
| D |  | L304 Natural Oak TA304D2S75048 |
| D |  | L630 Sugarloaf Maple TA630D2S75048 |
| D |  | L302 Red Oak TA302G2S75048 |
| E |  | L444 Chocolate Pear Tree TA444E2S75048 |
| E |  | L492 White Chocolate TA492E2S75048 |
| E |  | L493 Milk Chocolate TA493E2S75048 |
| E |  | L494 Dark Chocolate TA494E2S75048 |
| E |  | L521 Rustik Cherry TA521E2S75048 |
| E |  | L473 Dark Rum Cherry TA473E2S75048 |
| E |  | L474 Brushed Aluminum TA474E2S75048 |
| F |  | L469 Hot Fudge TA469F2S75048 |
| F |  | L491 Beach Memories TA491F2S75048 |
| F |  | L443 Secret TA443F2S75048 |

| | | |
|---|---|--|
| F |  | L451 Folklore TA451F2S75048 |
| F |  | L471 Tawny Port TA471F2S75048 |
| F |  | L478 Ruby Plank Maple TA478F2S75048 |
| F |  | L485 Concerto TA485F2S75048 |
| F |  | L530 Latitude North TA530F2S75048 |
| F |  | L531 Latitude South TA531F2S75048 |
| F |  | L532 Latitude West TA532F2S75048 |
| F |  | L533 Latitude East TA533F2S75048 |
| F |  | L540 Summer Breeze TA540F2S75048 |
| F |  | L541 Winter Cherry TA541F2S75048 |
| F |  | L542 Autumn Leaves TA542F2S75048 |
| F |  | L543 Spring Blossom TA543F2S75048 |
| F |  | L550 Beachwood TA550F2S75048 |
| F |  | L551 Boardwalk TA551F2S75048 |

TAFISA DECORATIVE PANEL BOARDS

Various sizes available including Special Order, please contact your Würth Baer Supply Sales Representative for more information.

**Würth Baer Supply is authorized to sell decorative panel boards in the following states:
Pennsylvania, New Jersey, Delaware, Ohio, Kentucky, West Virginia and Southern Indiana.**



| | | |
|---------|---|---|
| Group A |  | L178 Classic White TA178A2S75048 |
| Group B |  | L203 Black TA2032S75048 |
| Group B |  | L200 Almond TA200B2S75048 |
| Group B |  | L201 Shadows TA201B2S75048 |
| Group B |  | L202 Summer Drops TA202B2S75048 |
| Group B |  | L258 Almondine TA258G2S75048 |
| Group B |  | L479 Truffle TA479B2S75048 |
| Group C |  | L303 Hardrock Maple TA303C2S75048 |
| Group C |  | L204 Ivory TA204C2S75048 |
| Group C |  | L496 Monaco TA496C2S75048 |
| Group C |  | L309 Mahogany TA309G2S75048 |
| Group C |  | L495 Portobello TA495C2S75048 |
| Group D |  | L421 Candlelight TA421D2S75048 |
| Group D |  | L420 Summer Flame TA420D2S75048 |
| Group D |  | L304 Natural Oak TA304D2S75048 |
| Group E |  | L444 Chocolate Pear Tree TA444E2S75048 |

| | | |
|---------|--|---------------------------------------|
| Group E |  | L492 White Chocolate TA492E2S75048 |
| Group E |  | L493 Milk Chocolate TA493E2S75048 |
| Group E |  | L494 Dark Chocolate TA494E2S75048 |
| Group E |  | L521 Rustik Cherry TA521E2S75048 |
| Group F |  | L469 Hot Fudge TA469F2S75048 |
| Group F |  | L491 Beach Memories TA491F2S75048 |
| Group F |  | L530 Latitude North TA530F2S75048 |
| Group F |  | L531 Latitude South TA531F2S75048 |
| Group F |  | L532 Latitude West TA532F2S75048 |
| Group F |  | L533 Latitude East TA533F2S75048 |
| Group F |  | L540 Summer Breeze TA540F2S75048 |
| Group F |  | L541 Winter Cherry TA541F2S75048 |
| Group F |  | L542 Autumn Leaves TA542F2S75048 |
| Group F |  | L543 Spring Blossom TA543F2S75048 |
| Group F |  | L550 Beachwood TA550F2S75048 |
| Group F |  | L551 Boardwalk TA551F2S75048 |

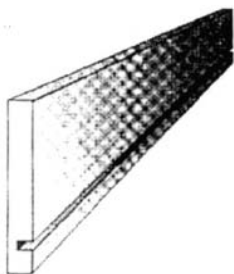
TAFISA SHELVING

Edgebanded on one side



| | Color | Item# | Description | Price 10+ Sheets | Skid Price | Skid Qty |
|--|---------------------|-----------------|--------------------------------------|------------------|----------------|----------|
| | Froth White | TA080750128EB1S | L080 Froth White 3/4X12x97 EB1LS | \$9.27 | \$8.80 | 80 |
| | | TA080750148EB1S | L080 Froth White 3/4X14x97 EB1LS | \$11.24 | \$10.67 | 60 |
| | | TA080750168EB1S | L080 Froth White 3/4X16x97 EB1LS | \$11.95 | \$11.34 | 60 |
| | | TA080750248EB1S | L080 Froth White 3/4X24x97 EB1LS | \$17.36 | \$16.48 | 20 |
| | Ivory | TA204750148EB1S | L204 Ivory 3/4X14x97 EB1LS | \$14.35 | \$13.63 | 60 |
| | | TA204750168EB1S | L204 Ivory 3/4X16x97 EB1LS | \$15.37 | \$14.59 | 60 |
| | | TA204750248EB1S | L204 Ivory 3/4X24x97 EB1LS | \$22.17 | \$21.05 | 20 |
| | Summer Flame | TA420750148EB1S | L420,3/4X14x97,EB1LS,Summer Flame | \$15.15 | \$14.38 | 60 |
| | | TA420750168EB1S | L420,3/4X16x97,EB1LS,Summer Flame | \$16.17 | \$15.36 | 60 |
| | | TA420750248EB1S | L420,3/4X24x97,EB1LS,Summer Flame | \$24.51 | \$23.27 | 20 |
| | Candlelight | TA421750148EB1S | L421 Candlelight 3/4X14x97 EB1LS | \$15.15 | \$14.38 | 60 |
| | | TA421750168EB1S | L421 Candlelight 3/4X16x97 EB1LS | \$16.17 | \$15.36 | 60 |
| | | TA421750248EB1S | L421 Candlelight 3/4X24x97 EB1LS | \$24.51 | \$23.27 | 20 |
| | Chocolate Pear Tree | TA444750148EB1S | L444 Choc Pear Tree 3/4X14x97 EB1LS | \$16.65 | \$15.81 | 60 |
| | | TA444750168EB1S | L444 Choc Pear Tree 3/4X16x97 EB1LS | \$17.64 | \$16.74 | 60 |
| | Sugarloaf Maple | TA630750148EB1S | L630 Sugarloaf Maple 3/4X14x97 EB1LS | \$15.15 | \$14.38 | 60 |
| | | TA630750168EB1S | L630 Sugarloaf Maple 3/4X16x97 EB1LS | \$16.17 | \$15.36 | 60 |
| | | TA630750248EB1S | L630 Sugarloaf Maple 3/4X24x97 EB1LS | \$24.51 | \$23.27 | 20 |

Würth Baer Supply is authorized to sell Tafisa shelves in the following states: Rhode Island, Massachusetts, Connecticut, Vermont, Maine, New Hampshire, Upstate New York, Pennsylvania, New Jersey and Delaware.



Plywood Maple & Vinyl Drawer Blanks

- All wood blanks are pre-finished with "Endura" ultra violet cured top coat and are ready to assemble.
- All drawer blanks have 1/4" drawer bottom dado and a 1/2" bottom reveal designed for undermount slides.
- Blank lengths are 8'.
- Blanks have a square edge profile.

As low as (each)

\$4.25

| Drawer Height | 1/2" Thick Plywood Maple Item# | Price Each | 1/2" Thick White Vinyl Item# | Price Each |
|---------------|--------------------------------|----------------|------------------------------|---------------|
| 3" | BK30096MV | \$6.87 | BK30096W | \$4.25 |
| 4" | BK40096MV | \$8.70 | BK40096W | \$4.65 |
| 5" | BK50096MV | \$10.42 | BK50096W | \$6.15 |
| 6" | BK60096MV | \$12.15 | BK60096W | \$6.40 |
| 7" | BK70096MV | \$14.30 | BK70096W | \$7.58 |
| 8" | BK80096MV | \$15.69 | BK80096W | \$9.35 |
| 10" | BK100096MV | \$19.25 | BK100096W | \$9.91 |

SYSTEM 5 & 6 FITTINGS FOR CLOSET & CASE GOODS

System 5 Cam & Dowels

Sold in bag quantities.

Titus




| | Item # | Description | Drilling Depth/ Drilling for Dowel | Material | Finish | Bag Qty | Price Each |
|--|------------|----------------|--|---------------|----------------|---------|-----------------|
| System 5 Cam | | | | | | | |
| A | TT5644-885 | 15mm/16mm | 12.7mm Depth / 7.5 - 8mm for Dowel | Zinc | Zinc | 100 | \$0.0555 |
| | TT5656-885 | 18mm/19mm | 14mm Depth / 9 - 9.5mm for Dowel | Zinc | Zinc | 100 | \$0.0565 |
| System 5 Dowels, Screw-In Combi, Torsion & Pull-Out Resistant | | | | | | | |
| B | TT9423-885 | System 5 Dowel | 24mm Distance / 7-8mm for Dowel Diameter | Steel/Zinc | Zinc | 100 | \$0.0456 |
| | TT9424-885 | System 5 Dowel | 34mm Distance / 7-8mm for Dowel Diameter | Steel/Zinc | Zinc | 100 | \$0.0501 |
| System 5 Dowels, Screw-In Twinstart, Reduced Insertion Time | | | | | | | |
| C | TT5534-885 | System 5 Dowel | 34mm Distance / 7-8mm for Dowel Diameter | Zinc | Zinc | 100 | \$0.0523 |
| System 5 Dowel, Push-In Quickfit-TL2, Self-Adjusting | | | | | | | |
| D | TT5441-880 | System 5 Dowel | 24mm Distance (Tolerance Range = 23-27mm) / 8mm for Dowel Diameter | Plastic/ Zinc | Dk Gray / Zinc | 100 | \$0.0770 |

System 6 Fittings

Sold in bag quantities.

Titus



| | Item# | Description | Panel Thickness | Drilling Diameter | Material | Color | Bag Qty | Price Each |
|---|------------|-----------------------------------|-----------------|-------------------|----------------|---------|---------|-----------------|
| System 6 Drop-On Housings, Outrigger Style | | | | | | | | |
| A | TT6439-835 | System 6 Housing, Outrigger Style | 15mm/16mm | - | Plastic | Black | 50 | \$0.1250 |
| | TT6439-877 | System 6 Housing, Outrigger Style | 15mm/16mm | - | Plastic | White | 50 | \$0.1250 |
| | TT6439-898 | System 6 Housing, Outrigger Style | 15mm/16mm | - | Plastic | Brown | 50 | \$0.1250 |
| | TT6397-835 | System 6 Housing, Outrigger Style | 18mm/19mm | - | Plastic | Black | 50 | \$0.1250 |
| | TT6397-877 | System 6 Housing, Outrigger Style | 18mm/19mm | - | Plastic | White | 50 | \$0.1250 |
| | TT6397-898 | System 6 Housing, Outrigger Style | 18mm/19mm | - | Plastic | Brown | 50 | \$0.1250 |
| System 6 Dowel, Push-In Quickfit-Expando For a Tight Joint | | | | | | | | |
| B | TT6408-880 | System 6 Dowel, Panel to Panel | - | 5mm | Plastic / Zinc | Dk Gray | 100 | \$0.0573 |
| System 6 Dowel, Screw-In | | | | | | | | |
| C | TT6401-885 | System 6 Dowel, 9mm Length | - | 5mm | Zinc | Zinc | 100 | \$0.0475 |
| | TT6406-885 | System 6 Dowel, 11.5mm Length | - | 5mm | Zinc | Zinc | 100 | \$0.0495 |
| System 6 Dowel, Double Ended Push-In | | | | | | | | |
| D | TT6416-885 | System 6 Dowel | 18mm/19mm | - | Zinc | Zinc | 100 | \$0.0795 |

DRAWER SLIDES

DSPRO50 Epoxy 75 Lb. Slide

Clearance: 1/2" + 1/32" -0

Material: 1.2mm Cold Rolled Steel

Industry Rated: BHMA, KCMA, BIFMA, ANSI

- ANSI/BIFMA Grade 1 tested.
- Single captive design.
- Double out stop with lift out disconnect.

Packing & Sold In: Full box quantities of 25 sets.



DSPRO50RB-R

DSPRO50RB-L

\$0.27 each

Packing & Sold in: Each

Sockets can add up to 57mm
(2-1/4") to the length of the slide.

As low as (per set)

\$1.34

| Item # | Size | Finish | Price per Set |
|------------|------|-------------|---------------|
| DSPRO50-14 | 14" | Cream White | \$1.34 |
| DSPRO50-16 | 16" | Cream White | \$1.52 |



DSPRO100 Full Extension 100 Lb. Ball Bearing Slide

Clearance: 1/2" + 1/32" -0/Hole Pattern: 32mm

Material: Cold Rolled Steel

Industry Rated: BHMA, KCMA, BIFMA, ANSI, SEFA 8.99

- Unhanded with lever disconnect.

Packing & Sold in: Full box quantities of 10 sets.



| Item # | Size | Finish | Price per Set |
|-------------|------|-------------|---------------|
| DSPRO100-10 | 10" | Bright Zinc | \$2.79 |
| DSPRO100-12 | 12" | Bright Zinc | \$3.39 |
| DSPRO100-14 | 14" | Bright Zinc | \$3.87 |
| DSPRO100-16 | 16" | Bright Zinc | \$4.43 |



As low as (per set)

\$2.79

DSPRO200 Full Extension 100 Lb.

Ball Bearing, Soft-Close Slide

Clearance: 1/2" + 1/32" -0/Hole Pattern: 32mm

Material: Cold Rolled Steel

Industry Rated: BHMA, KCMA, BIFMA, ANSI, SEFA 8.99

- Unhanded with lever disconnect.

Packing & Sold in: Full box quantities of 10 sets.



| Item # | Size | Finish | Price per Set |
|-------------|------|-------------|---------------|
| DSPRO200-14 | 14" | Bright Zinc | \$5.79 |
| DSPRO200-16 | 16" | Bright Zinc | \$6.38 |



As low as (per set)

\$5.79

HINGES



As low as (each)

\$0.81



Frameless
Baseplate



Nexis 110 & Nexis Impresso 110 Concealed Hinges For Frameless & Face Frame Cabinets

- Hinge adjusts 3 ways - side, depth and height.
- Cam height and depth adjustment with select base plates.
- Stamped steel arm and cup with Bright Nickel finish.



Nexis 110° Dowelled Hinges

| Opening | Overlay | 42mm Item # | 45mm Item # | Price Each |
|---------|--------------|-------------------|-------------------|---------------|
| 110° | Full Overlay | GF138.322.74.0015 | GF148.322.54.0015 | \$0.81 |
| 110° | Half Overlay | GF138.322.74.0815 | GF148.322.54.0815 | \$1.50 |

Nexis Impresso 110° Tool-Less Hinges

| Opening | Overlay | 42/45mm Pattern Item # | Price Each |
|---------|--------------|---------------------------|---------------|
| 110° | Full Overlay | GF138.622.50.0015 | \$1.73 |

Select Baseplates For Frameless/Face Frame Applications

| Description | Thickness | Price Each | Item # |
|-------------------------------------|-----------|---------------|-------------------|
| Econo Steel Plate w/Euro Screws | 0mm | \$0.25 | GF318.393.81.0015 |
| Econo Steel Plate w/Euro Screws | 4mm | \$0.31 | GF318.393.81.0415 |
| Cam Height, Cam Depth w/Euro Screws | 0mm | \$0.52 | GF318.493.71.0015 |
| Cam Height, Cam Depth w/Euro Screws | 2mm | \$0.67 | GF318.493.71.0215 |
| Cam Height, Cam Depth w/Euro Screws | 4mm | \$0.72 | GF318.493.71.0415 |

Soft-Close Device

| Description | Item # | Price Each |
|-----------------------------|-------------------|---------------|
| Soft-Close Hinge Attachment | GF924.200.40.0215 | \$2.44 |



110° Soft-Close Hinge



Soft-Close Piston is in the arm
of the hinge.

Soft-Close Hinges

| | Item# | Description | Price Each |
|---|---------------|-------------------------------------|---------------|
| A | DSPRO110SC-FD | 110° Full Overlay, Soft-Close Hinge | \$1.21 |
| B | DSPRO110SC-HD | 110° Half Overlay, Soft-Close Hinge | \$1.21 |
| C | DSPROCAES-OMM | 0mm Baseplate, 3-Way Adjustment | \$0.29 |



DSPROCAES-OMM

As low as (each)

\$1.21



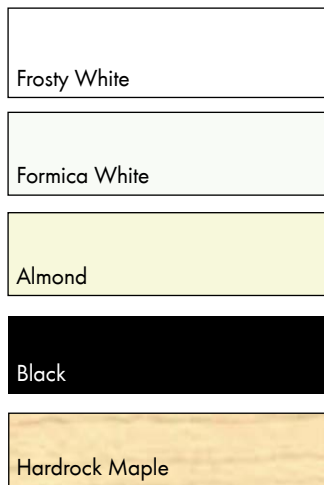


Edgebanding Adhesive Cartridges & Pellets

Packing & Sold In: Full box quantities only.



| Item # | Brand | Description | # of Cartridges | Price per Pound | Weight of box | Price Per Box |
|----------------------------|-------|--------------------------------|-----------------|-----------------|---------------|-----------------|
| Adhesive Cartridges | | | | | | |
| WWTHERM100-WHT | Würth | Thermomelt 100 White | 45 | \$4.15 | 33.1 Lbs. | \$136.86 |
| WWTHERM100-NAT | Würth | Thermomelt 100 Natural | 45 | \$3.82 | 33.1 Lbs. | \$126.11 |
| WWTHERM100-CLR | Würth | Thermomelt 100 Transparent | 45 | \$3.96 | 33.1 Lbs. | \$130.63 |
| JW28681 | Jowat | Medium/High Viscosity, White | 45 | \$4.69 | 35 Lbs. | \$164.15 |
| JW28680 | Jowat | Medium/High Viscosity, Natural | 45 | \$3.97 | 35 Lbs. | \$138.95 |
| Pellets | | | | | | |
| WWTHERM500-NAT | Würth | Thermomelt 500 Natural | - | \$2.14 | 33.1 Lbs. | \$70.62 |
| JW28860-44 | Jowat | Medium/High Viscosity, Natural | - | \$2.46 | 44 Lbs. | \$108.24 |
| JW28861-44 | Jowat | Medium/High Viscosity, White | - | \$2.53 | 44 Lbs. | \$111.32 |



Other Stock Colors Available!
Call for more information.

PVC Edgebanding, Preglued & Unglued 15/16" x .018"

- Consistent color throughout.
- Typical applications include residential and office furniture, institutional case goods (laboratories, hospitals, medical offices, schools, etc.), store fixtures, kitchens, and locker rooms.

Packing: Preglued - 300' per roll; Unglued - 600' per roll.

Sold In: Full roll quantities only.



| Color | Preglued Item # | Price per Foot | Unglued Item # | Price per Foot |
|----------------|-----------------|----------------|----------------|----------------|
| Frosty White | WT9375-18G-2001 | \$0.096 | WT9375-18-2001 | \$0.023 |
| Formica White | WT9375-18G-2002 | \$0.096 | WT9375-18-2002 | \$0.023 |
| Almond | WT9375-18G-2114 | \$0.099 | WT9375-18-2114 | \$0.026 |
| Black | WT9375-18G-2416 | \$0.096 | WT9375-18-2416 | \$0.023 |
| Hardrock Maple | WT9375-18G-4901 | \$0.144 | WT9375-18-4901 | \$0.056 |



PVC Covercaps, Peel & Stick

- 9/16" diameter PSA adhesive backed cover caps.
- Adhesive strength increases as it cures.

Packing & Sold In: Full box quantities as shown below.



| Item # | Color | Box Qty | Price per Box |
|------------|----------------|---------|----------------|
| FAP916BL25 | Black | 260 | \$6.00 |
| FAP916BL | Black | 1,040 | \$18.66 |
| FAP916HM25 | Hardrock Maple | 260 | \$7.65 |

| Item # | Color | Box Qty | Price per Box |
|------------|----------------|---------|----------------|
| FAP916HM | Hardrock Maple | 1,040 | \$23.19 |
| FAP916WH25 | White | 260 | \$6.00 |
| FAP916WH | White | 1,040 | \$18.66 |

STEEL SERIES - AS LOW AS \$0.60 EACH



Price each

\$0.60

| Item # | Size | Finish |
|----------------|----------|--------|
| SZSTWIRE3-SN | 3" c/c | SN |
| SZSTWIRE3-OB3 | 3" c/c | OB3 |
| SZSTWIRE35-SN | 3.5" c/c | SN |
| SZSTWIRE35-OB3 | 3.5" c/c | OB3 |
| SZSTWIRE96-SN | 96mm c/c | SN |
| SZSTWIRE96-OB3 | 96mm c/c | OB3 |
| SZSTWIRE4-SN | 4" c/c | SN |
| SZSTWIRE4-OB3 | 4" c/c | OB3 |



| Item # | Size | Finish |
|--------------|------------|--------|
| SZSTKNOB-SN | 1.25" Dia. | SN |
| SZSTKNOB-OB3 | 1.25" Dia. | OB3 |



| Item # | Size | Finish |
|--------------|----------|--------|
| SZSTBAR64-SS | 64mm c/c | SS |
| SZSTBAR96-SS | 96mm c/c | SS |



Price each

\$1.10

| Item # | Size | Finish |
|----------------|-----------|--------|
| SZSTBOW96-OB3 | 96mm c/c | OB3 |
| SZSTBOW96-SN | 96mm c/c | SN |
| SZSTBOW128-OB3 | 128mm c/c | OB3 |
| SZSTBOW128-SN | 128mm c/c | SN |

| Item # | Size | Finish |
|----------------|--------|--------|
| SZSTBARKNOB-SS | 40mm L | SS |



| Item # | Size | Finish |
|------------------|------------|--------|
| SZSTZINCKNOB-OB3 | 1.25" Dia. | OB3 |
| SZSTZINCKNOB-SN | 1.25" Dia. | SN |



| Item # | Size | Finish |
|--------------------|-----------|--------|
| SZSTTAPERBOW96-OB3 | 96mm c/c | OB3 |
| SZSTTAPERBOW96-SN | 96mm c/c | SN |
| SZSTTAPERBOW128OB3 | 128mm c/c | OB3 |
| SZSTTAPERBOW128-SN | 128mm c/c | SN |



| Item # | Size | Finish |
|---------------|-----------|--------|
| SZSTBAR128-SS | 128mm c/c | SS |
| SZSTBAR160-SS | 160mm c/c | SS |
| SZSTBAR192-SS | 192mm c/c | SS |

Price each

\$1.60

Available finishes:



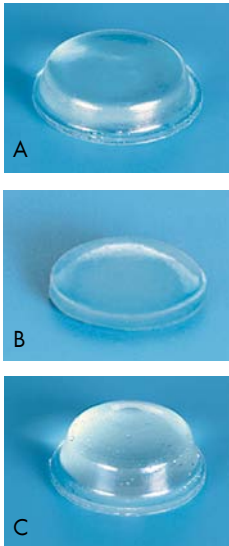
OB3 - Dark Oil Rubbed Bronze



SN - Satin Nickel



SS - Stainless Steel



PRO Value Bumpers



- Made of durable polyurethane polymer.
- Cylindrical in shape.
- Bumpers have high quality pressure sensitive adhesive backing.

Packing: Bumpers are packed on sheets, various number of sheets per full box (see table).

Sold in: Full box quantities only.

| | Item # | Shape | Size | Bumpers per Sheet | Box Qty | Price per Box |
|---|---------|---------------|--------------------------|-------------------|---------|-----------------|
| A | PJ1CLP | Cylindrical | 1/2" Dia. x 9/64" Thick | 200 | 1,000 | \$30.05 |
| | PJ1CL | Cylindrical | 1/2" Dia. x 9/64" Thick | 200 | 5,000 | \$135.82 |
| B | PJ27CLP | Hemispherical | 5/16" Dia. x 8/32" Thick | 450 | 1,350 | \$23.57 |
| | PJ27CL | Hemispherical | 5/16" Dia. x 8/32" Thick | 450 | 5,400 | \$86.70 |
| C | PJ2CLP | Cylindrical | 7/16" Dia. x 7/32" Thick | 242 | 1,210 | \$33.89 |
| | PJ2CL | Cylindrical | 7/16" Dia. x 7/32" Thick | 242 | 5,082 | \$132.02 |



Coat & Hat, Double Hook and Single Hooks

| | Size | Oil Rub Bronze Item # | Satin Nickel Item # | Weathered Nickel Item # |
|---|--------------------------------|-----------------------|---------------------|-------------------------|
| A | 1.0625"W x 3.125"H x 3" Proj. | SZBH1-ORB | SZBH1-SN | SZBH1-WN |
| B | 3"W x 2.25"H x 1.0625" Proj. | SZBH2-ORB | SZBH2-SN | SZBH2-WN |
| C | .875"W x 1.875"H x 1.75" Proj. | SZBH3-ORB | SZBH3-SN | SZBH3-WN |



As low as (per box)

\$13.51

Spoon Shaped Shelf Supports, 5mm & 1/4" Bore

- Nickel plated.

Packing: As shown below.

Sold In: Full box quantities only.



| 5mm Bore Item # | Box Qty | Price per Box | 1/4" Bore Item # | Box Qty | Price per Box |
|-----------------|---------|----------------|------------------|---------|----------------|
| IF711NP | 1,000 | \$13.51 | IF739NP | 1,000 | \$23.80 |



Stretch Tape, Clear



Packing & Sold In: Rolls

| Item # | Roll Size | Gauge | Price per Roll |
|---------|----------------|-------|----------------|
| TH212 | 2-1/2" x 1000' | 80 | \$2.82 |
| TH3 | 3" x 1000' | 80 | \$2.82 |
| TH18-80 | 18" x 1500' | 80 | \$14.88 |
| TH18 | 18" x 1500' | 65 | \$12.90 |

EZ CLOSET EDITION

Würth Baer Supply
909 Forest Edge Drive
Vernon Hills, IL 60061
T: 800-289-2237
F: 888-558-2237
www.wurthbaersupply.com

Other locations:

West Haven, CT
Decatur, IL
Indianapolis, IN
Versailles, KY
Livonia, MI

Fenton, MO
Kansas City, MO
Edison, NJ
Pennsauken, NJ
Syracuse, NY
Guilderland Center, NY

Brooklyn Heights, OH
Columbus, OH
Middletown, OH
Bethlehem, PA
Harrisburg, PA
Rumford, RI



**Your all-in-one
source for your
Closet Hardware
needs!**

Offer valid: 9/12 thru 12/31/2013

Please reference promo code BP1937 when placing your order with Customer Service. For online customers, enter BP1937 in the promo code field of the shopping cart.

Steel Pulls Pg. 22



Closet Baskets Pg. 8



Tafisa Decorative Boards Pg. 16
Rustik Cherry



Würth Baer Supply

PRO VALUE SERIES STANDARDS & BRACKETS



Pro Value Standards

As low as:

\$1.46 each

Pro Value Brackets

As low as:

\$0.86 each

Pricing effective 12/1/2013.

Subject to change without notice.

Pro Value Premier Double Standards

- ANSI/BHMA Grade II rated double standards.
 - Standard double slots are spaced in 1" increments.
 - Pre-drilled for ease of installation and a smooth finish.
 - Material: 14-gauge steel
 - Finish: White
 - Dimensions: 1.05" wide x 0.69" deep
 - Packing: Full box quantity of 10.
- Available in both broken and full box quantities.

| Standard Item # | Size | Price 1-9 | Price 10+ |
|------------------|-------|-----------|-----------|
| DSPROSPRDBL-16WH | 16.5" | \$1.53 | \$1.46 |
| DSPROSPRDBL-28WH | 28" | \$2.38 | \$2.27 |
| DSPROSPRDBL-39WH | 39" | \$3.30 | \$3.14 |
| DSPROSPRDBL-48WH | 48" | \$4.05 | \$3.86 |
| DSPROSPRDBL-63WH | 63" | \$5.25 | \$5.00 |
| DSPROSPRDBL-78WH | 78" | \$6.43 | \$6.13 |
| DSPROSPRDBL-94WH | 94" | \$8.35 | \$7.95 |

Pro Value Premier Double Brackets



- ANSI/BHMA Grade II rated double brackets.
 - Load Ratings of 200-425 lbs. per pair (based on length of bracket)
 - Material: 14-gauge steel
 - Finish: White
 - Packing: Full box quantity of 10.
- Available in both broken and full box quantities.

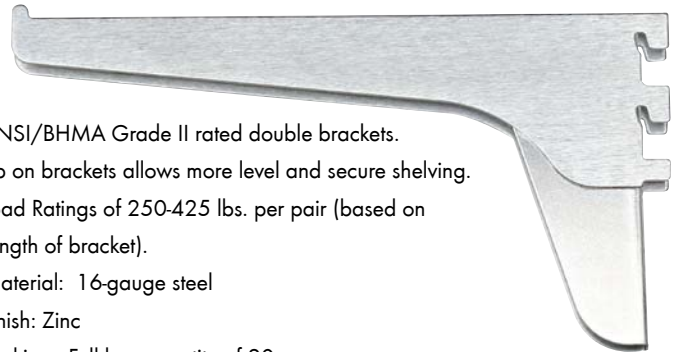
| Brackets Item # | Size | Price 1-9 | Price 10+ |
|------------------|-------|-----------|-----------|
| DSPROBPRDBL-5WH | 5" | \$0.93 | \$0.86 |
| DSPROBPRDBL-7WH | 7" | \$1.06 | \$1.00 |
| DSPROBPRDBL-9WH | 9" | \$1.29 | \$1.22 |
| DSPROBPRDBL-10WH | 10.5" | \$1.53 | \$1.44 |
| DSPROBPRDBL-12WH | 12.5" | \$1.63 | \$1.55 |
| DSPROBPRDBL-14WH | 14.5" | \$2.05 | \$1.96 |
| DSPROBPRDBL-18WH | 18.5" | \$3.13 | \$2.96 |
| DSPROBPRDBL-24WH | 24.5" | \$4.50 | \$4.29 |

Pro Value Double Standards

- ANSI/BHMA Grade II rated double standards.
 - Standard double slots are spaced in 1" increments.
 - Material: 16-gauge steel
 - Finish: Zinc
 - Dimensions: 1-1/4" wide x 1/2" deep
 - Packing: Full box quantity of 20 (sizes 24" - 60") and 10 (72" - 96").
- Available in both broken and full box quantities.

| Standard Item # | Size | Price 1-19 | Price 20+ |
|-----------------|------|------------|-----------|
| DSPROSDBL-24ZC | 24" | \$2.12 | \$1.98 |
| DSPROSDBL-36ZC | 36" | \$3.12 | \$2.84 |
| DSPROSDBL-48ZC | 48" | \$4.23 | \$3.84 |
| DSPROSDBL-60ZC | 60" | \$5.23 | \$4.74 |
| Standard Item # | Size | Price 1-9 | Price 10+ |
| DSPROSDBL-72ZC | 72" | \$6.41 | \$5.93 |
| DSPROSDBL-84ZC | 84" | \$7.33 | \$6.81 |
| DSPROSDBL-96ZC | 96" | \$8.46 | \$7.86 |

Pro Value Double Brackets



- ANSI/BHMA Grade II rated double brackets.
 - Lip on brackets allows more level and secure shelving.
 - Load Ratings of 250-425 lbs. per pair (based on length of bracket).
 - Material: 16-gauge steel
 - Finish: Zinc
 - Packing: Full box quantity of 20.
- Available in both broken and full box quantities.

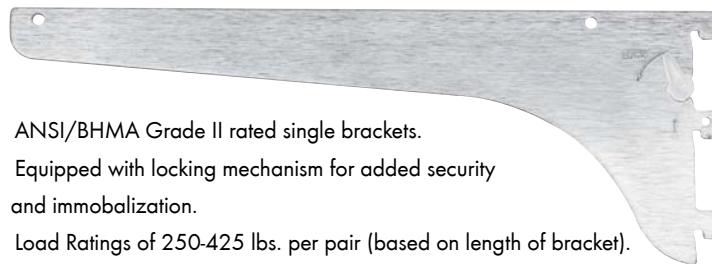
| Bracket Item # | Size | Price 1-19 | Price 20+ |
|----------------|------|------------|-----------|
| DSPROBDBL-8ZC | 8" | \$3.68 | \$3.43 |
| DSPROBDBL-10ZC | 10" | \$3.85 | \$3.59 |
| DSPROBDBL-12ZC | 12" | \$4.08 | \$3.88 |
| DSPROBDBL-14ZC | 14" | \$4.33 | \$4.07 |
| DSPROBDBL-16ZC | 16" | \$4.58 | \$4.29 |
| DSPROBDBL-18ZC | 18" | \$4.89 | \$4.57 |
| DSPROBDBL-20ZC | 20" | \$5.40 | \$5.08 |
| DSPROBDBL-22ZC | 22" | \$7.79 | \$7.30 |
| DSPROBDBL-24ZC | 24" | \$8.24 | \$7.63 |

Pro Value Single Standards

- ANSI/BHMA Grade II rated single standards.
 - Standard single slots are spaced in 2" increments.
 - Material: Heavy Duty 12-gauge steel
 - Finish: Zinc
 - Dimensions: 7/8" wide x 11/16" deep
 - Packing: Full box quantity of 10.
- Available in both broken and full box quantities.

| Standard Item # | Size | Price 1-9 | Price 10+ |
|-----------------|------|----------------|----------------|
| DSPROSSNGL-24ZC | 24" | \$3.94 | \$3.70 |
| DSPROSSNGL-30ZC | 30" | \$4.49 | \$4.22 |
| DSPROSSNGL-36ZC | 36" | \$5.86 | \$5.16 |
| DSPROSSNGL-48ZC | 48" | \$7.95 | \$6.84 |
| DSPROSSNGL-60ZC | 60" | \$9.87 | \$9.08 |
| DSPROSSNGL-72ZC | 72" | \$11.80 | \$10.86 |
| DSPROSSNGL-84ZC | 84" | \$13.82 | \$12.44 |
| DSPROSSNGL-96ZC | 96" | \$15.72 | \$14.70 |

Pro Value Single Brackets



- ANSI/BHMA Grade II rated single brackets.
 - Equipped with locking mechanism for added security and immobilization.
 - Load Ratings of 250-425 lbs. per pair (based on length of bracket).
 - Material: Heavy Duty 12-gauge steel
 - Finish: Zinc
 - Packing: Full box quantity of 20.
- Available in both broken and full box quantities.

| Bracket Item # | Size | Price 1-19 | Price 20+ |
|-----------------|------|---------------|---------------|
| DSPROBSNGL-8ZC | 8" | \$3.12 | \$2.70 |
| DSPROBSNGL-10ZC | 10" | \$3.29 | \$3.07 |
| DSPROBSNGL-12ZC | 12" | \$4.09 | \$3.86 |
| DSPROBSNGL-14ZC | 14" | \$4.37 | \$4.14 |
| DSPROBSNGL-16ZC | 16" | \$4.80 | \$4.54 |
| DSPROBSNGL-18ZC | 18" | \$5.08 | \$4.70 |
| DSPROBSNGL-20ZC | 20" | \$5.46 | \$5.18 |
| DSPROBSNGL-22ZC | 22" | \$6.28 | \$5.92 |
| DSPROBSNGL-24ZC | 24" | \$7.54 | \$6.94 |

Pro Value Pilasters & Clip

- ANSI/BHMA Grade II rated single pilasters.
- Designed to hold various shelf materials such as glass, particle board, and wood.
- Spaced in 1/2" increments for stability.
- Pre-drilled nail holes and stamped numbers for easy installation.
- Finish: Zinc
- Load rating of 100 lbs.

| Pilaster Item # | Size | Price 1-99 | Price 100+ |
|------------------|------|---------------|---------------|
| DSPROPILSTR-18ZC | 18" | \$0.41 | \$0.38 |
| DSPROPILSTR-24ZC | 24" | \$0.46 | \$0.42 |
| DSPROPILSTR-30ZC | 30" | \$0.61 | \$0.56 |
| DSPROPILSTR-36ZC | 36" | \$0.71 | \$0.65 |
| DSPROPILSTR-48ZC | 48" | \$0.95 | \$0.88 |
| DSPROPILSTR-60ZC | 60" | \$1.19 | \$1.10 |
| DSPROPILSTR-72ZC | 72" | \$1.31 | \$1.21 |
| DSPROPILSTR-84ZC | 84" | \$1.58 | \$1.45 |
| DSPROPILSTR-96ZC | 96" | \$1.87 | \$1.72 |



| Clip Item # | Box Qty | Price 1-99 | Price 100+ |
|---------------|---------|---------------|---------------|
| DSPROCLIP-ZC | 100 | \$0.09 | \$0.08 |
| Clip Item # | Box Qty | Price Each | |
| DSPROCLIP-BZC | 1000 | \$0.07 | |

PRO VALUE SERIES STANDARDS & BRACKETS

Würth Baer Supply
909 Forest Edge Drive
Vernon Hills, IL 60061
T: 800-289-2237
F: 888-558-2237
www.Wuerthbaersupply.com

Other locations:

Decatur, IL
West Haven, CT
Indianapolis, IN
Versailles, KY
Livonia, MI

Kansas City, MO
Fenton, MO
Edison, NJ
Pennsauken, NJ
Syracuse, NY
Guilderland Center, NY

Brooklyn Heights, OH
Columbus, OH
Middletown, OH
Bethlehem, PA
Harrisburg, PA
Rumford, RI

