

Advanced Door Control Solutions, Inc.

And

Colorado Door Control, Inc.

(A division of Advanced Door Control Solutions, Inc.)

~~~~~  
***Exit Device Catalog***  
~~~~~

Concealed Vertical Rod
Mortise
Rim
Surface Vertical Rod

Call Us At:

***Advanced Door Control
Solutions, Inc.***
1-800-473-6781
Fax: 815-872-1445

Colorado Door Control, Inc.
1-800-587-2611
Fax: 1-970-587-5409

Website: www.advdoor-inc.com

Table of Contents

Sales Policy	Page 2
Who We Are	Page 3
Adams-Rite	Pages 4 ~ 14
Corbin/Russwin	Upon Request
Dorma	Upon Request
Dor-O-Matic (Falcon)	Pages 15 ~ 27
Jackson	Pages 28 ~ 37
Monarch (Falcon)	Upon Request
Sargent	Upon Request
Von Duprin	Pages 38 ~ 75
Yale	Upon Request

It is our mission, with this catalog, to provide to our customers the most information possible in the exit device industry. If you don't find exactly what you need in this book, then give us a call and we'll get the information to you right away. Our reputation depends on your satisfaction.

Sales Policy

Terms

Net 30 days from date of invoice. Once your account reaches 60 days past the date of invoice, your account will be subject to C.O.D. at our discretion.

New account orders will be shipped C.O.D. or by credit card until credit has been approved. Once approved, customers will be notified and the above terms will then apply.

If we receive your check and it is not honored by our bank or it is returned to us as NSF, your account will be subject to a \$50.00 service fee.

Returned Goods Policy

Returned products suitable for resale will be credited to your account less a re-stocking fee of 25% of the product net value. Returned products which are damaged may be assessed further charges. Freight charges for product returns are to be prepaid by the customer. Credit memos must be used towards the account balance unless approved by authorized personnel.

Limited Warranty

Advanced Door Control Solutions, Inc. and Colorado Door Control, Inc. warrant that their products are free from defects in workmanship and material under normal use and service. This warranty does not cover defects and/or damages due to improper installment, maintenance, storage, shipping and handling, misuse, abuse, accident, acts of God, or unauthorized service.

Advanced Door Control Solutions, Inc.

And

Colorado Door Control, Inc.

(A division of Advanced Door Control Solutions, Inc.)

Who We Are

We would like to introduce ourselves here at Advanced Door Control Solutions, Inc. and Colorado Door Control, Inc. and let you know we will be here to provide the most complete information source in the industry. With over 100 years of combined experience in the commercial door hardware business and with connections all over the United States, we have the ability to do whatever it takes to make sure that you're satisfied.

Established February 2008, Advanced Door Control Solutions, Inc. was given life by a vision and determination of Don Nordstrom and sons Tim, Sr., Mark and Dave with Colorado Door Control, Inc. being a division of Advanced Door Control Solutions, Inc.

Advanced Door Control Solutions, Inc. and Colorado Door Control, Inc. will strive everyday to provide the best service and the best quality, all at the best pricing available in the market. Give us a try. We'd love to prove it to you.

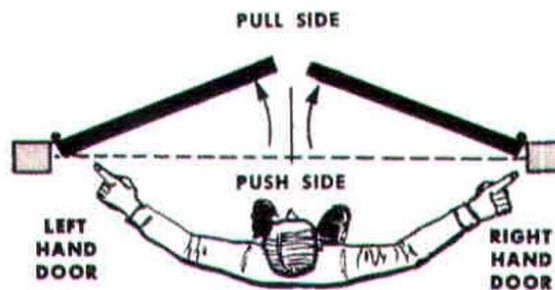


Concealed Pages 5 ~ 6

Mortise Pages 7 ~ 9

Rim Page 10

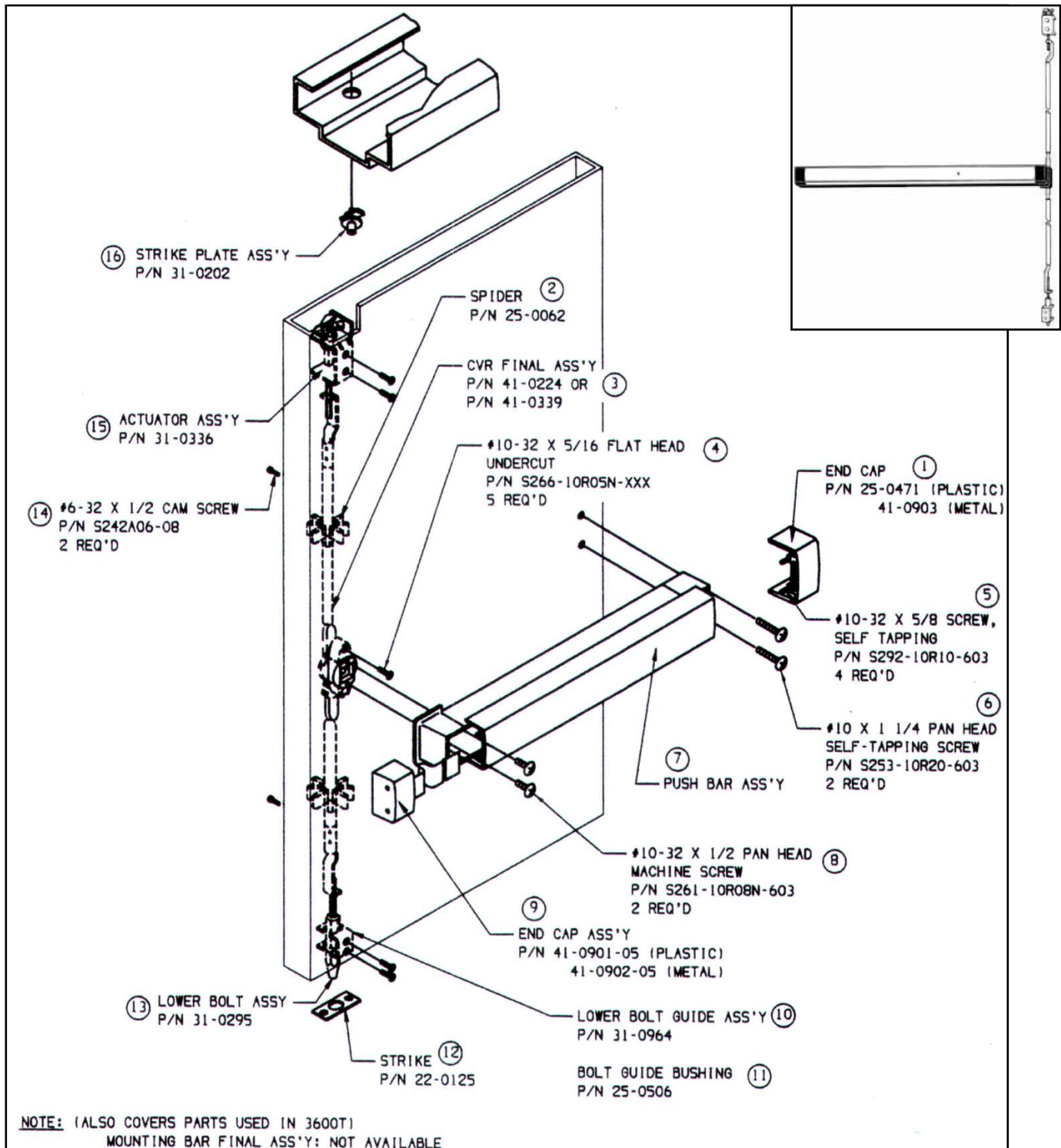
Surface Pages 11 ~ 14



3600/8500 Series
Features
Pushbar Design
Non-Handed
Wide Stile



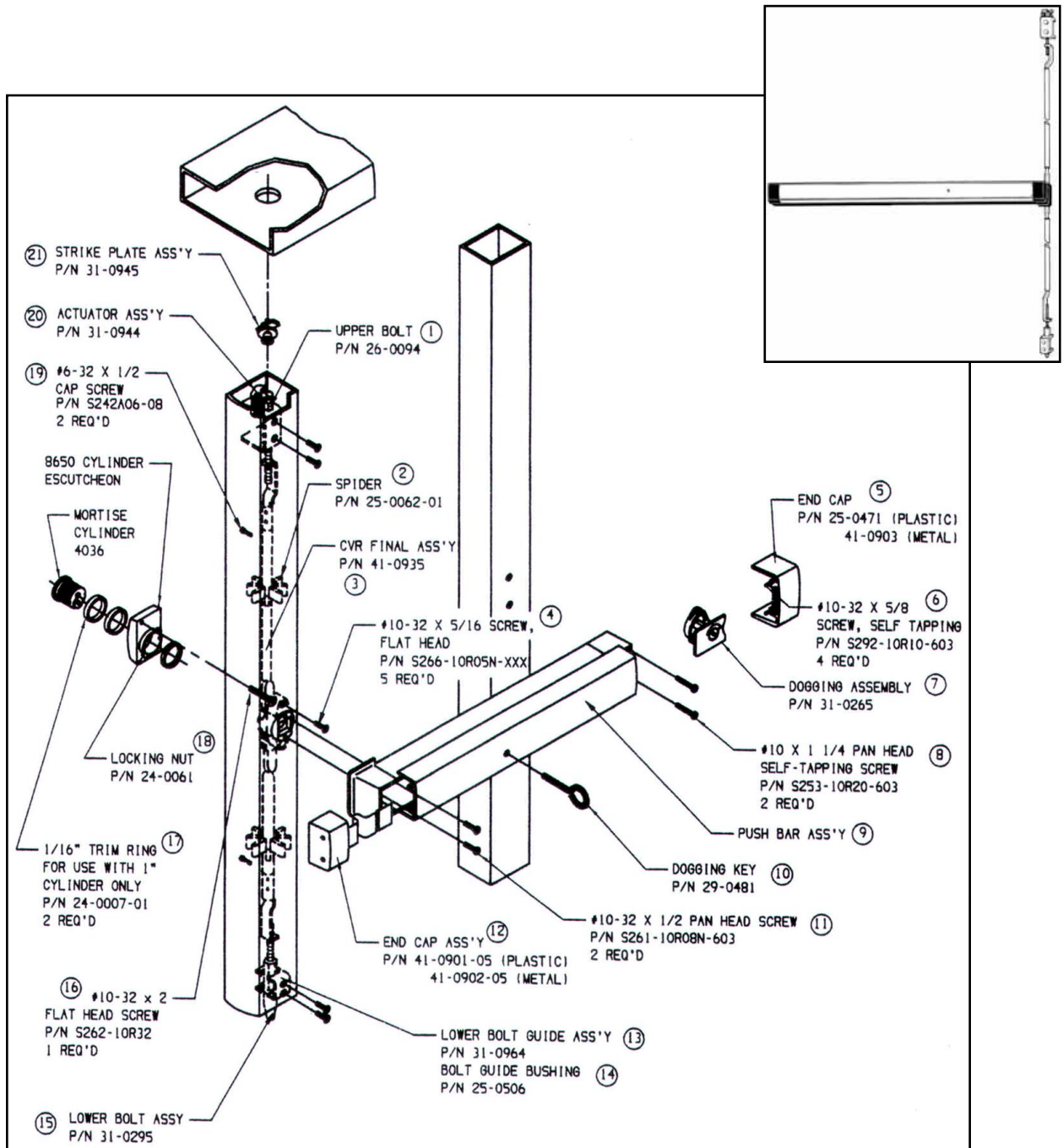
Concealed Vertical Rod Device



8600 Series Features
Pushbar Design
Non-Handed
Narrow Stile



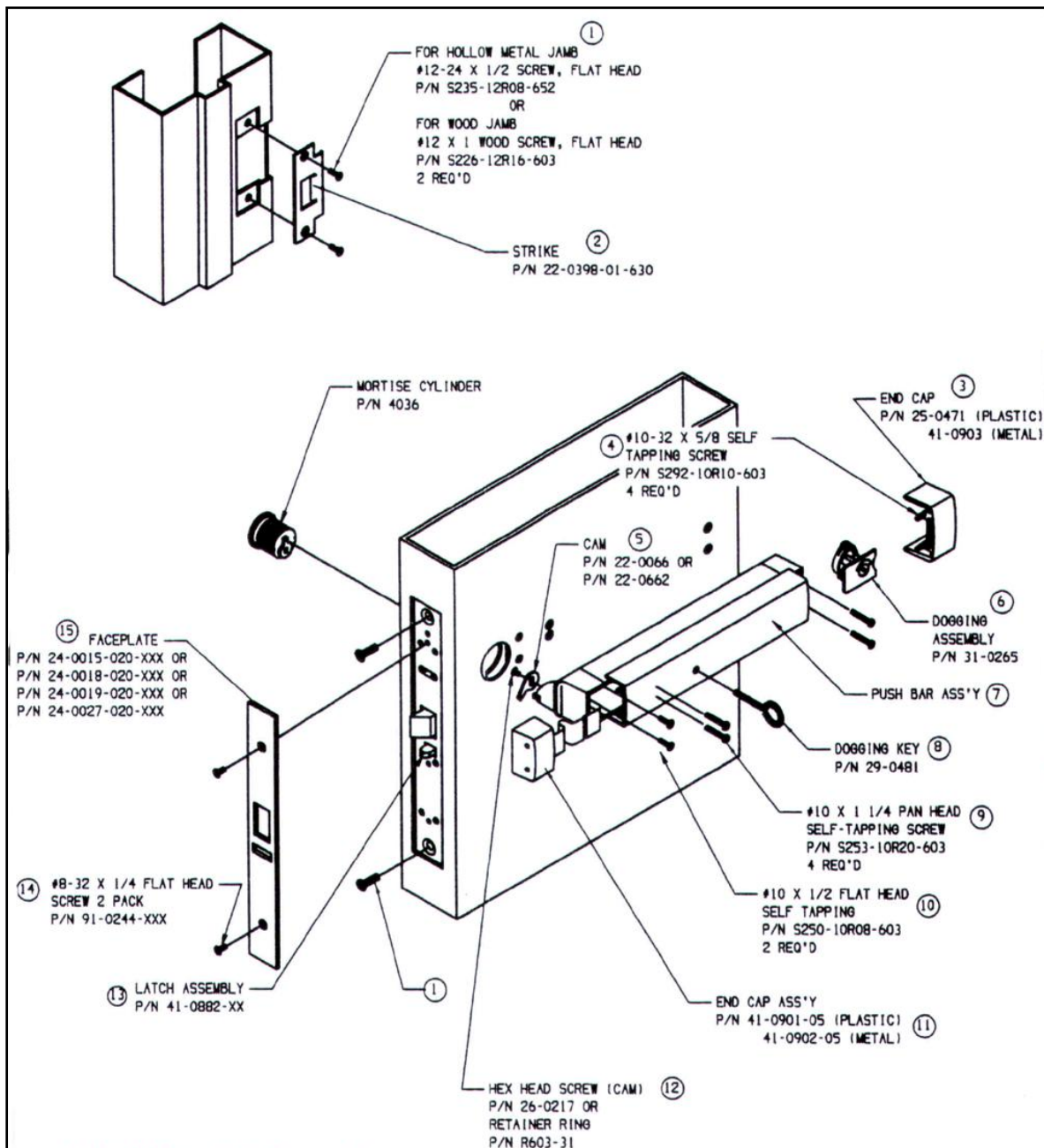
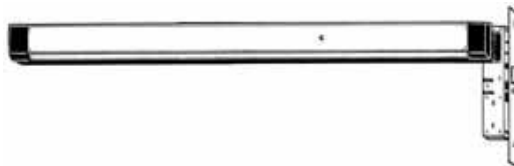
Concealed Vertical Rod Device





Mortise Device

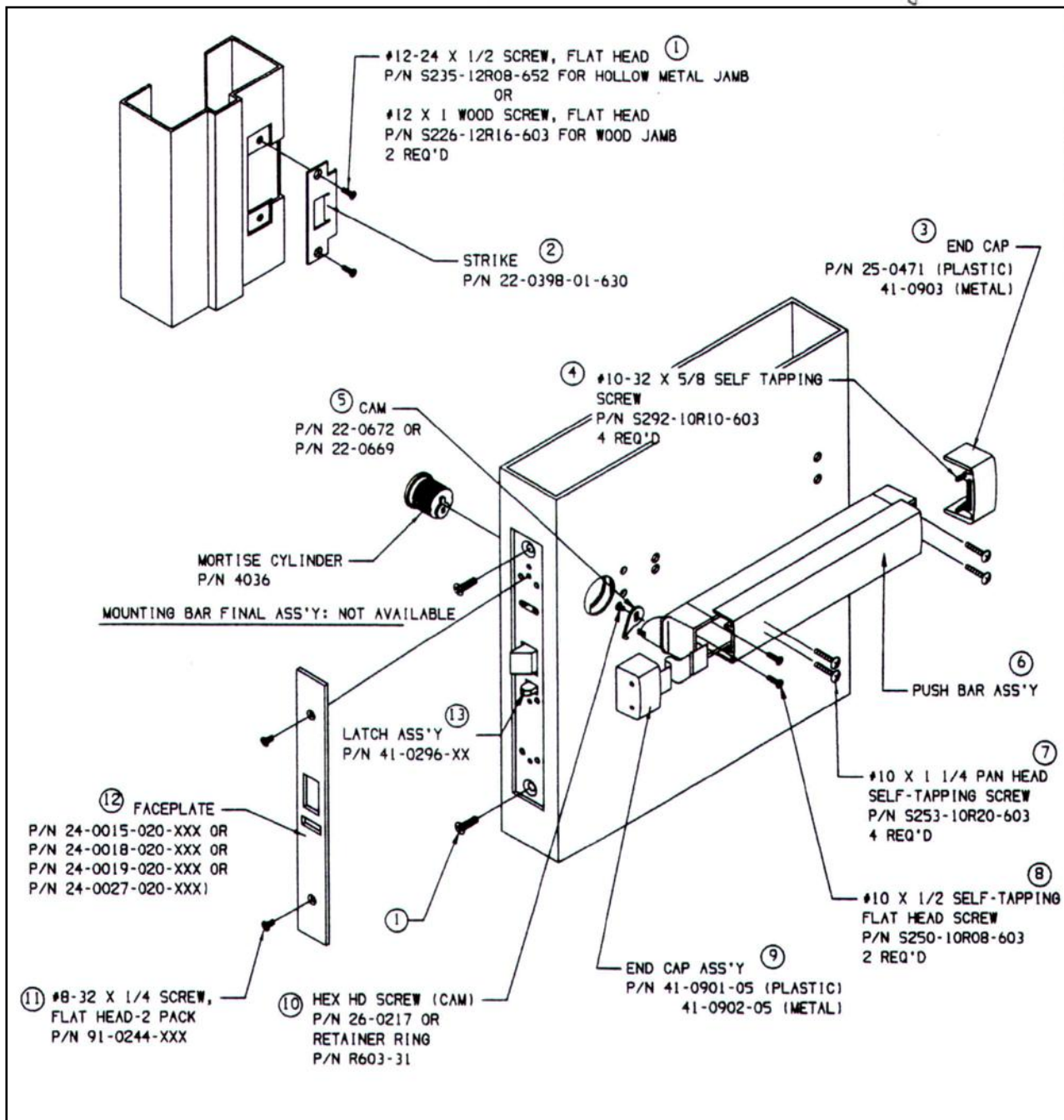
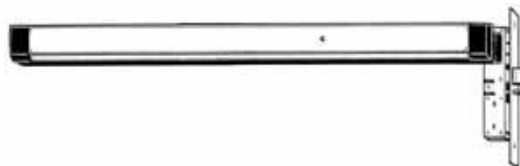
3300 Series Features
Pushbar Design
Fire Rated
Handed





8300 Series Features
Pushbar Design
Handed
Wood or hollow Metal
Doors

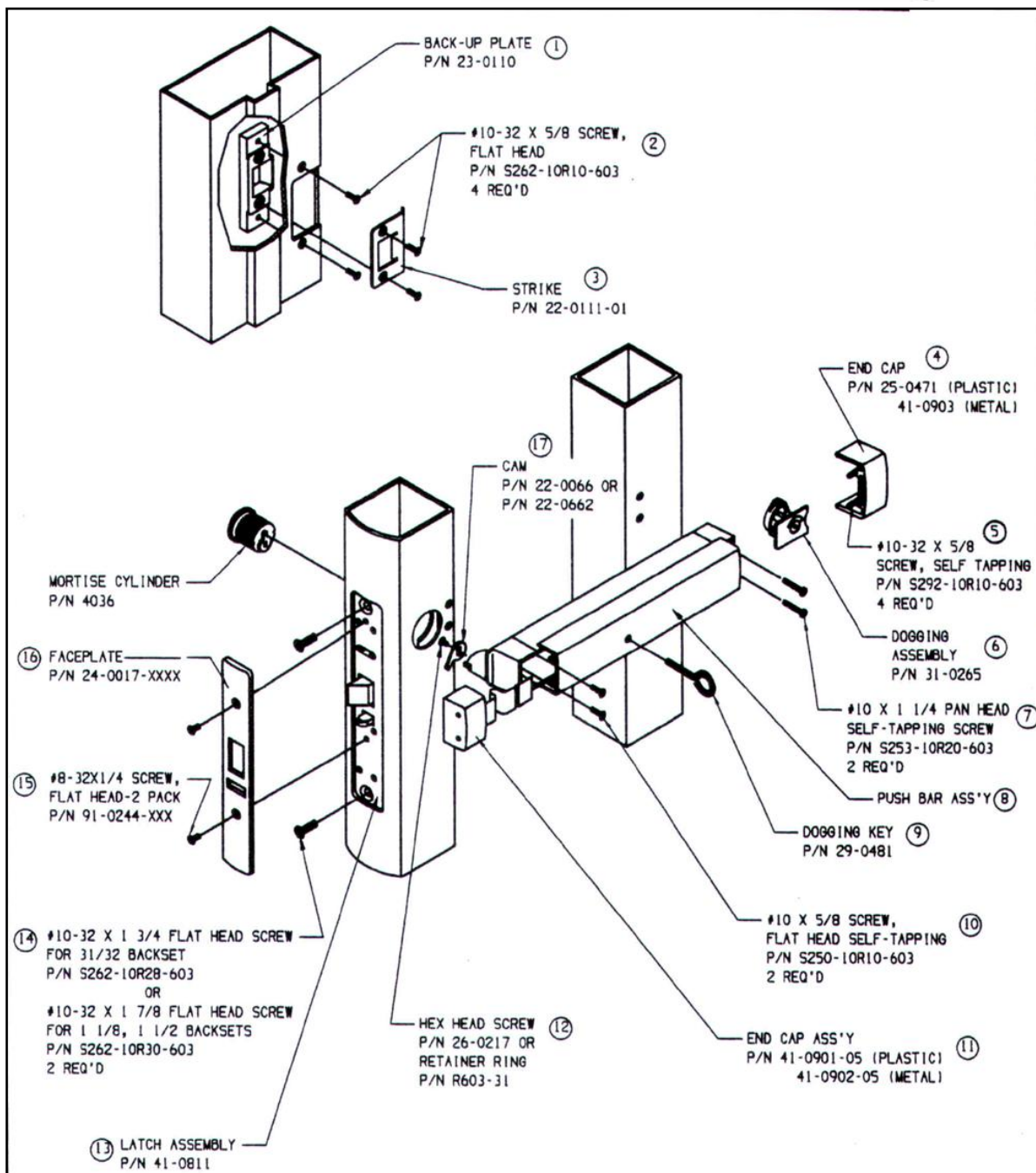
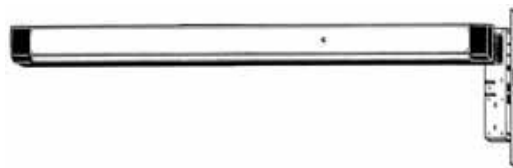
Mortise Device





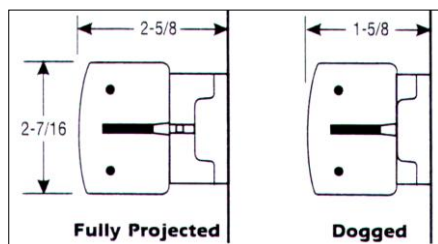
8400 Series Features
Pushbar Design
Handed
Aluminum Doors

Mortise Device

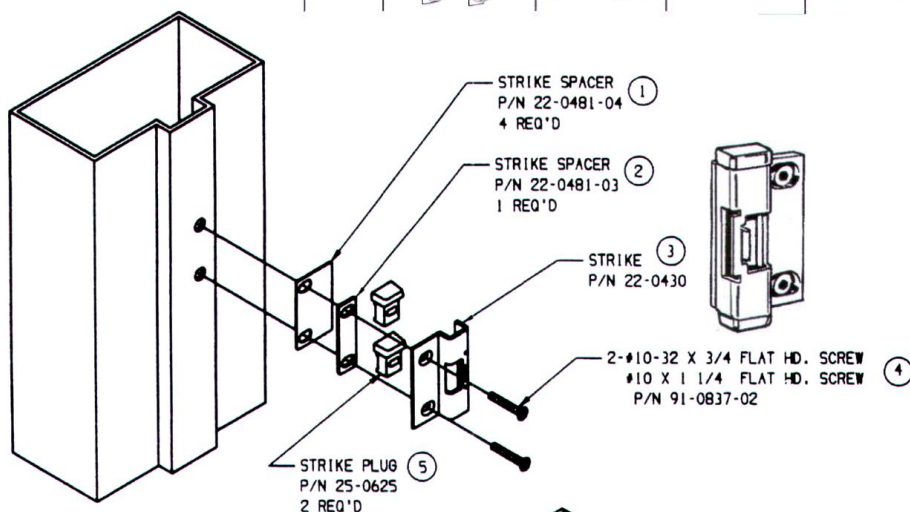




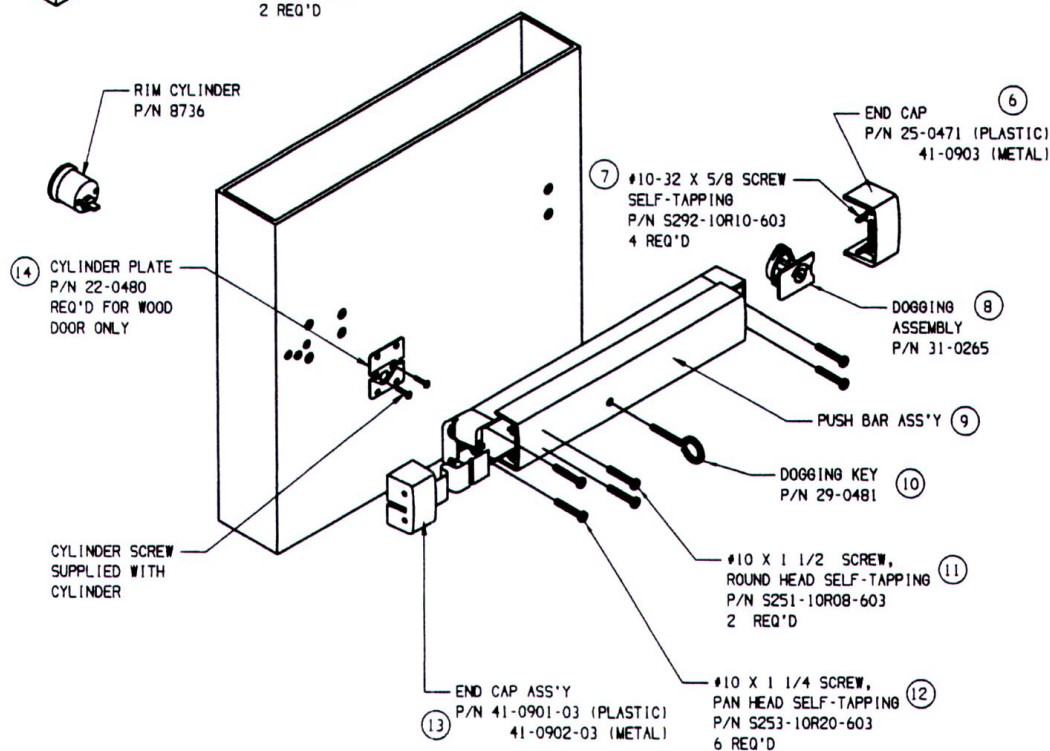
Model 3700/8700 Rim Device



01	02	03	08	09	11	12	14
EXIT ONLY: NO TRIM	PULL ONLY WHEN DOGGED DUMMY TRIM	KEY RETRACTS LATCHBOLT NL	KEY LOCKS LEVER	KEY LOCKS LEVER NL	KEY LOCKS THUMBTURN 8700 ONLY	KEY LOCKS THUMBTURN 8700 ONLY NL	PASSAGE SET



Features
Non-Handed
Low Profile
3700: Fire-Rated



MOUNTING BAR FINAL ASS'Y: NOT AVAILABLE

50-8700 (B) 11/04

1 STRIKE, HEADER
P/N 22-0214

2 #8 X 3/4" WOOD SCREW
P/N 91-0831-02-630
6 REQ'D

3 STRIKE ASS'Y
P/N 31-0945

4 SPACER
P/N 22-0207
2 REQ'D

5 ACTUATOR ASS'Y
P/N 31-0201

6 #10-24 X 1 PAN HEAD
MACHINE SCREW
P/N S222-10R16-603
4 REQ'D

7 COVER, UPPER
P/N 22-0332-0X-XXX

8 COVER, GUIDE ROD
P/N 24-0003-01-XXX OR
24-0031-XXX OR
24-0032-XXX OR
24-0033-XXX
2 REQ'D

9 END CAP
P/N 25-0471 (PLASTIC)
41-0903 (METAL)

10 #10-32 X 5/8
SCREW, SELF TAPPING
P/N S292-10R10-603
4 REQ'D

11 DOGGING
ASSEMBLY
P/N 31-0265

12 DOGGING KEY
P/N 29-0481

13 PUSH BAR ASS'Y

14 #10 X 1 1/4 PAN HEAD
SELF-TAPPING SCREW
P/N S253-10R20-603
10 REQ'D

15 #6-32 X 1/4 SCREW,
PAN HEAD
P/N S222-06R04-603

16 LOCK WASHER, SPRING
P/N W401-6L

17 COVER, PROTECTIVE, LOWER
P/N 22-0275-0X-XXX

18 #6-32 X 1/4 PAN HEAD SCREW
P/N S222-06R04-XXX
2 REQ'D

19 HOUSING, LOWER
P/N 23-0024

20 STRIKE, THRESHOLD
P/N 22-0029-630

21 BUSHING
P/N 25-0284

22 LOWER BOLT GUIDE
P/N 31-0175
NOT SHOWN

23 LOWER ROD ASS'Y.
P/N 31-0192-02

24 END CAP ASS'Y
P/N 41-0901-04 (PLASTIC)
41-0902-04 (METAL)

25 CLIP, MOLDING
P/N 25-0008
2 REQ'D

26 CENTER BLOCK ASS'Y
P/N 31-0191
31-0191-01 (FOR 8100T)

27 SVR FINAL ASS'Y
P/N 41-0282-01

28 UPPER ROD ASS'Y
P/N 31-0235-01

29 BINDER POST
P/N 26-0584-XXX
4 REQ'D

RIM CYLINDER
P/N 8736

CYLINDER SCREW
(SUPPLIED WITH
CYLINDER)

30 MOUNTING BAR FINAL ASS'Y: NOT AVAILABLE

3100/8100 Series
Features
Pushbar Design
Non-Handed
Wide Stile



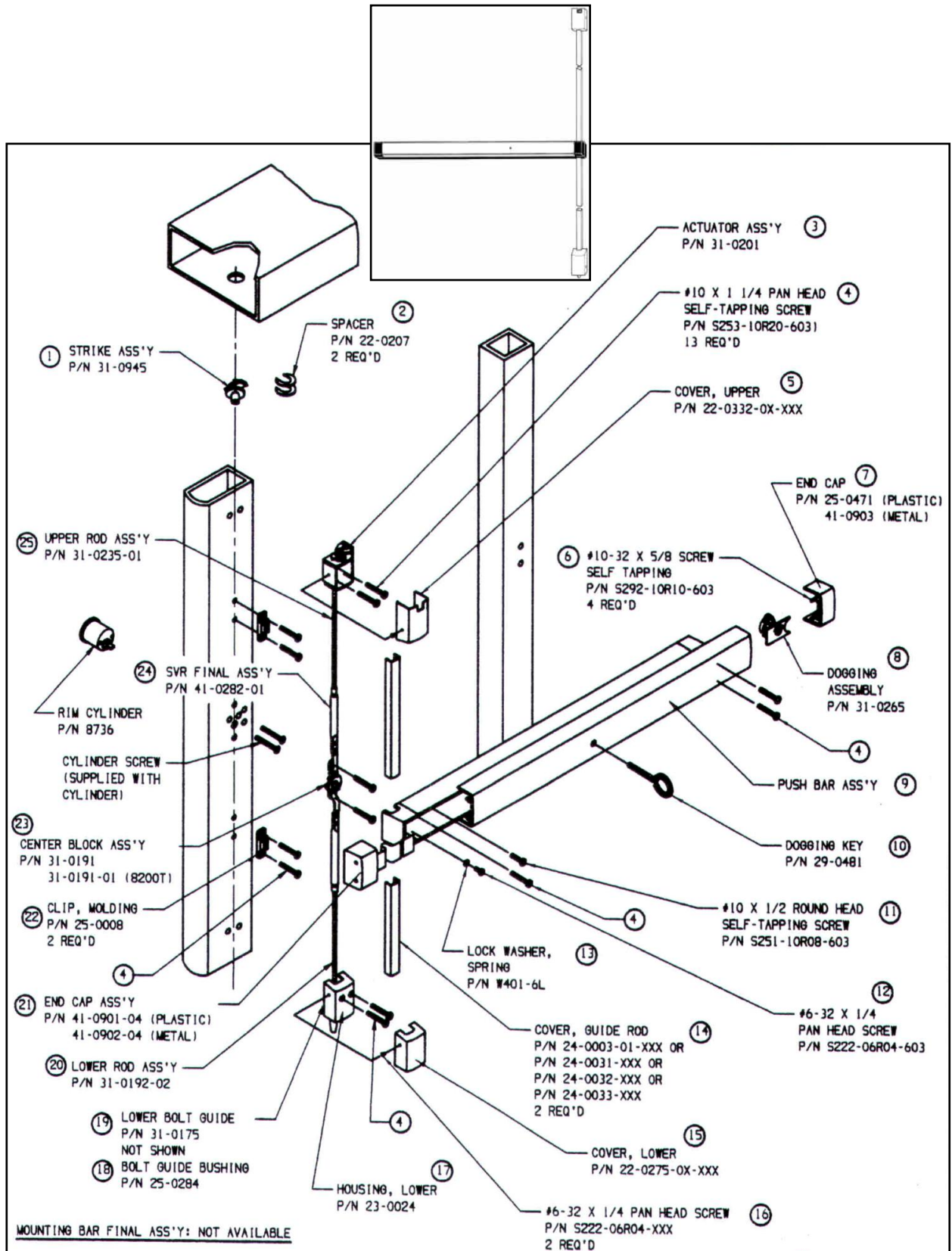
Surface Vertical Rod Device

Item	Description	Part Number
1	Header Strike (Wood Frame)	22-0214
2	Strike Screw Pack (Wood Frame)	91-0831-02-630
3	Strike Plate Ass'y.	31-0945
4	Spacer	22-0207P
5	Actuator Ass'y.	31-0201
6	#10-24X1 Pan Head Machine Screw	S222-10R16-603P
7	Upper Cover, (313,335,628)	22-0332-01-XXX *
	Upper Cover, (605 / 606)	22-0332-02-XXX *
	Upper Cover, (611 / 612 / 613)	22-0332-03-XXX *
	Upper Cover, (629 / 630)	22-0332-04-XXX *
8	Rod Guide Cover, (313 / 335 / 628)	24-0003-01-XXX *
	Rod Guide Cover, Brass (605 / 606)	24-0031-XXX *
	Rod Guide Cover, Bronze (611 / 612 / 613)	24-0032-XXX *
	Rod Guide Cover, Stainless (629 / 630)	24-0033-XXX *
9	End Cap (Hinge) - Plastic	25-0471
	End Cap (Hinge) - Metal	41-0903
10	#10-32X5/8 Self Tapping Screw	S292-10R10-603P
11	Dogging Ass'y. (Complete)	31-0265
12	Dogging Key	29-0481P
13	Push Bar Ass'y.: Order By Exit Device Series	313,628,335
	(8100), Door Opening Width and Finish.	606,612,613,630
		605,611,629
14	#10X1-1/4 Pan Head Self Tapping Screw	S253-10R20-603P
15	#6-32X1/4 Pan Head Screw	S222-06R04-603P
16	Lock Washer	W401-6LP
17	Lower Cover - 8100 (313 / 335 / 628)	22-0275-01-XXX *
	Lower Cover - 8100 (605 / 606)	22-0275-02-XXX *
	Lower Cover - 8100 (611 / 612 / 613)	22-0275-03-XXX *
	Lower Cover - 8100 (629 / 630)	22-0275-04-XXX *
18	#6-32X1/4 Pan Head Screw (313 / 335)	S222-06R04-XXXXP *
	#6-32X1/4 Pan Head Screw (606 / 612 / 603)	S222-06R04-XXXXP *
19	Lower Housing	23-0024
20	Threshold Strike (Wood)	22-0029-630
21	Bolt Guide Bushing	25-0284P
22	Lower Bolt Guide Ass'y	31-0175
23	Lower Rod Ass'y.	31-0192-02
24	End Cap Ass'y. (Nose) - Plastic	41-0901-04
	End Cap Ass'y. (Nose) - Metal	41-0902-04
25	Molding Clip	25-0008
26	Center Block Ass'y	31-0191
	Center Block Ass'y - Top Rod Only	31-0191-01
27	SVR Final Ass'y. (Complete W/Rods)	41-0282-01
28	Upper Rod Ass'y.	31-0235-01
29	Binder Post w/Screws	26-0584-XXXXP *
30	Template, 8100 (Device)	80-0180-198-01
31	Template, 8100 (Strike)	80-0180-198-02
32	Installation Sheet, 8100 (Metal Frame)	80-0180-194
33	Installation Sheet, 8100 (Wood Frame)	80-0180-195

8200 Series Features
Pushbar Design
Non-Handed
Narrow Stile



Surface Vertical Rod Device



8200 Series Features
Pushbar Design
Non-Handed
Narrow Stile



Surface Vertical Rod Device

Item	Description	Part Number
1	Strike Plate Ass'y.	31-0945
2	Spacer	22-0207P
3	Actuator Ass'y.	31-0201
4	#10X1-1/4 Pan Head Sheet Metal Screw	S253-10R20-603P
5	Upper Cover, (313 / 335 / 628)	22-0332-01-XXX *
	Upper Cover, (605 / 606)	22-0332-02-XXX *
	Upper Cover, (611 / 612 / 613)	22-0332-03-XXX *
	Upper Cover, (629 / 630)	22-0332-04-XXX *
6	#10-32X5/8 Self Tapping Screw	S292-10R10-603P
7	End Cap (Hinge) - Plastic	25-0471
	End Cap (Hinge) - Metal	41-0903
8	Dogging Ass'y. (Complete)	31-0265
9	Push Bar Ass'y.: Order By Exit Device Series	313,628,335
	(8200), Door Opening Width and Finish.	606,612,613,630
		605,611,629
10	Dogging Key	29-0481P
11	#10X1/2 Round Head Self Tapping Screw	S251-10R08-603P
12	#6-32X1/4 Pan Head Screw	S222-06R04-603P
13	Lock Washer	W401-6LP
14	Rod Guide Cover, (313 / 335 / 628)	24-0003-01-XXX *
	Rod Guide Cover, Brass (605 / 606)	24-0031-XXX *
	Rod Guide Cover, Bronze (611 / 612 / 613)	24-0032-XXX *
	Rod Guide Cover, Stainless (629 / 630)	24-0033-XXX *
15	Lower Cover - 8100 (313 / 335 / 628)	22-0275-01-XXX *
	Lower Cover - 8100 (605 / 606)	22-0275-02-XXX *
	Lower Cover - 8100 (611 / 612 / 613)	22-0275-03-XXX *
	Lower Cover - 8100 (629 / 630)	22-0275-04-XXX *
16	#6-32X1/4 Pan Head Screw (313 / 335)	S222-06R04-XXXP *
	#6-32X1/4 Pan Head Screw (606 / 612 / 603)	S222-06R04-XXXP *
17	Lower Housing	23-0024
18	Bolt Guide Bushing	25-0284P
19	Lower Bolt Guide Ass'y	31-0175
20	Lower Rod Ass'y.	31-0192-02
21	End Cap Ass'y. (Nose) - Plastic	41-0901-04
	End Cap Ass'y. (Nose) - Metal	41-0902-04
22	Molding Clip	25-0008
23	Center Block Ass'y	31-0191
	Center Block Ass'y - Top Rod Only	31-0191-01
24	SVR Final Ass'y. (Complete W/Rods)	41-0282-01
25	Upper Rod Ass'y.	31-0235-01
26	Template, 8200 (Device)	80-0180-199-01
27	Template, 8200 (Strike)	80-0180-199-02
28	Installation Sheet, 8200	80-0180-196

DOR-O-MATIC

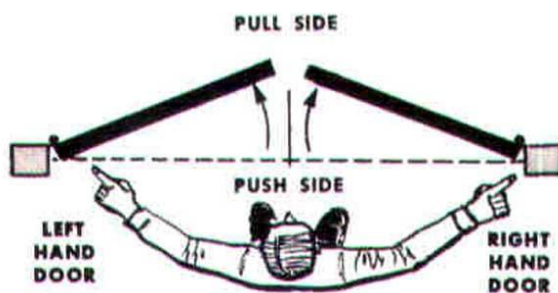
(FALCON)

Concealed

Pages 16 ~ 23

Rim

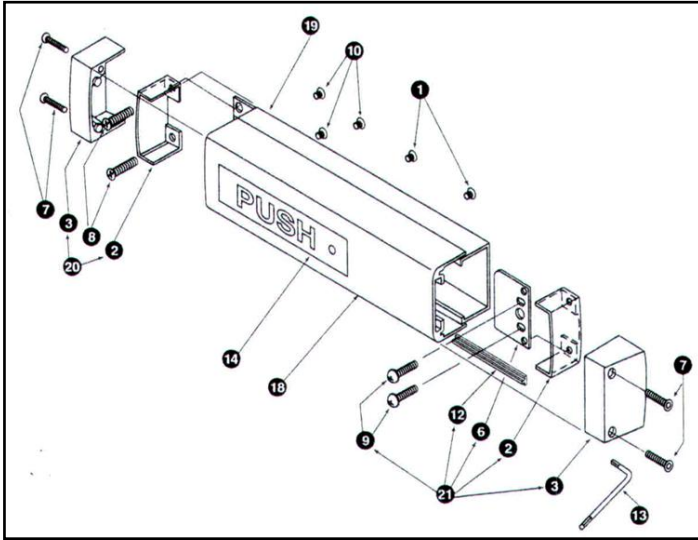
Pages 24 ~ 27



1490 Series Features
Pushbar Design
Handed

Dor-O-Matic (Falcon)

Concealed Vertical Rod Device



Model No.	Description	Part No.	Finish	Pkg Qty
1	PB17 10-32 1/4" UFPHMS Screw	SCREW.1028	-	10
2	PB200 1490/1590 Pushbar Mounting Bracket	4270106786	-	each
3	PB201 1490/1590 Pushbar End Cap	4270106787	P35	each
4	PB202 1590 Pushbar End Cap	4270106875	P35	each
5	PB203 1590 Center Case Cover P35	4270106863	P35	each
6	PB204 1490/1590 P/Bar Hingeside Mounting Plate	4270106770	-	each
7	● PB205 8-32 1" FH Torx Screw	SCREW.1050	-	10
	PB205 8-18 1.14" FPH TF Typ 25	SCREW.1143	-	10
8	PB206 12-24 1 3/16" UFPHMS Screw (1490)	SCREW.1051	-	10
	PB219 12-24 1" UFPHMS Screw (1590)	SCREW.1066	-	10
9	PB207 12-24 1" PPH W/SEMS EXT TF Screw	SCREW.1053	-	10
10	PB208 8-32 1/4" UFPHMS Screw	SCREW.1012	US32D	10
	PB208 8-32 1/4" UFPHMS Screw	SCREW.1055	BLACK	10
12	PB210 Pushbar Bumper 4" (2 ea. Required)	BUMPER.103	-	each
13	PB211 Short Arm Key	KEY.102	-	10
14	PB212 1490 RHR/1590 LHR Push Label	4270107321	BLACK	each
	PB213 1490 LHR/1590 RHR Push Label	4270107323	BLACK	each
	PB214 1490 RHR/1590 LHR Push Label	4270107320	GOLD	each
	PB215 1490 LHR/1590 RHR Push Label	4270107322	GOLD	each

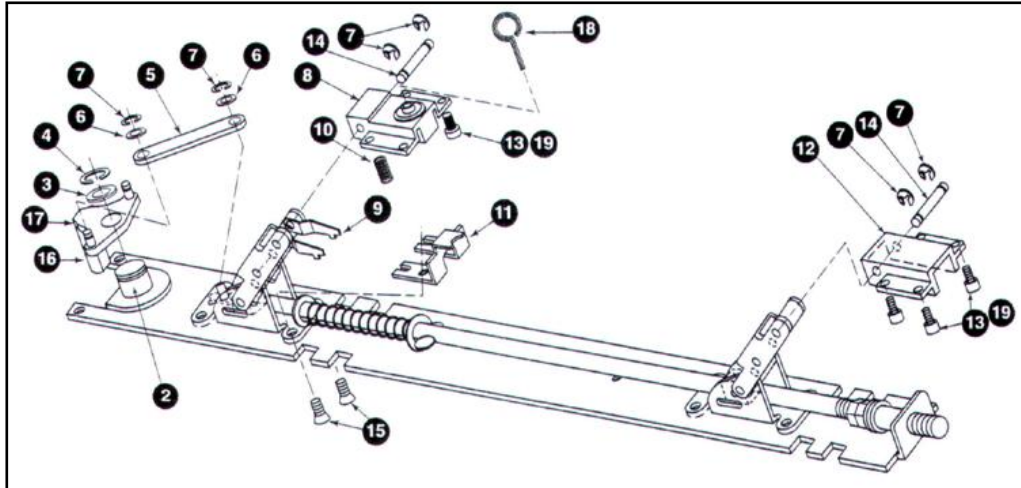
● For Devices shipped before September, 2004.

Model No.	Description	Part No.	Pkg Finish	List Qty
18	PB250 1490 Pushbar 36"	4270107027	US28	each
	1490 Pushbar 36"	4270107028	DC13	each
	1490 Pushbar 36"	4270107029	DC35	each
	1490 Pushbar 36"	4270107685	US3	each
	1490 Pushbar 36"	4270107689	US4	each
	1490 Pushbar 36"	4270107686	US10	each
	1490 Pushbar 36"	4270107691	US10B	each
	1490 Pushbar 36"	4270107687	US14	each
	1490 Pushbar 36"	4270107688	US15	each
18	PB251 1490 Pushbar 48"	4270107031	US28	each
	1490 Pushbar 48"	4270107032	DC13	each
	1490 Pushbar 48"	4270107033	DC35	each
	1490 Pushbar 48"	4270107703	US3	each
	1490 Pushbar 48"	4270107707	US4	each
	1490 Pushbar 48"	4270107704	US10	each
	1490 Pushbar 48"	4270107709	US10B	each
	1490 Pushbar 48"	4270107705	US14	each
	1490 Pushbar 48"	4270107706	US15	each
18	PB260 1590 Pushbar 36"	4270107091	US28	each
	1590 Pushbar 36"	4270107092	DC13	each
	1590 Pushbar 36"	4270107093	DC35	each
	1590 Pushbar 36"	4270107712	US3	each
	1590 Pushbar 36"	4270107716	US4	each
	1590 Pushbar 36"	4270107713	US10	each
	1590 Pushbar 36"	4270107718	US10B	each
	1590 Pushbar 36"	4270107714	US14	each
	1590 Pushbar 36"	4270107715	US15	each
18	PB261 1590 Pushbar 48"	4270107095	US28	each
	1590 Pushbar 48"	4270107096	DC13	each
	1590 Pushbar 48"	4270107097	DC35	each
	1590 Pushbar 48"	EXT.255	US3	each
	1590 Pushbar 48"	EXT.259	US4	each
	1590 Pushbar 48"	EXT.256	US10	each
	1590 Pushbar 48"	EXT.261	US10B	each
	1590 Pushbar 48"	EXT.257	US14	each
	1590 Pushbar 48"	EXT.258	US15	each
19	PB270 1490 Channel 36"	4270107034	US28	each
	1490 Channel 36"	4270107035	DC13	each
	1490 Channel 36"	4270107036	DC35	each
19	PB271 1490 Channel 48"	4270107038	US28	each
	1490 Channel 48"	4270107039	DC13	each
	1490 Channel 48"	4270107040	DC35	each
19	PB280 1590 Channel 36"	4270107587	US28	each
	1590 Channel 36"	4270107588	DC13	each
	1590 Channel 36"	4270107589	DC35	each
19	PB281 1590 Channel 48"	4270107591	US28	each
	1590 Channel 48"	4270107592	DC13	each
	1590 Channel 48"	4270107593	DC35	each
20	PBX-23 1490 Lockside End Cap Assembly	ECAP.111	P35	each
21	PBX-24 1490 Hingeside End Cap Assembly	ECAP.103	P35	each
	● PBX-25 1490 Mounting Package	PKG.102	US28	each
	● PBX-25 1490 Mounting Package	PKG.104	DC35	each
	▲ PBX-26 1590 Mounting Package	PKG.105	-	each

Dor-O-Matic (Falcon)

1490 Series Features Pushbar Design Handed

Concealed Vertical Rod Device



Model No.	Description	Part No.	Finish	Pkg Qty
1 PB124	1590 Latchbolt Assembly	4270107603	-	each
2 PB216	Lift Lever Axle	4270106769	-	each
3 PB217	Lift Lever Washer	WASHER.102	-	10
4 PB218	Retaining Ring .500	RRING.104	-	10
5 PB139	Link	4270106773	-	each
6 PB220	Link Washer	WASHER.103	-	10
7 PB221	Retaining Ring .188	RRING.105	-	10
8 PB222	Dogging Bracket Assembly	4270107046	-	each
9 PB223	Dogging Clip	4270106960	-	each
10 PB224	Compression Spring	4299101020	-	each
11 PB225	Dogging Strike	4270106961	-	each
12 PB226	Clevis	4270106979	-	each
13 PB227	8-32 3/8" PPHMS w/Sems	SCREW.1136	-	10
14 PB228	Clevis Assembly Axle	AXLE.1007	-	10
15 PB229	10-32 3/8" UFPHMS Screw	SCREW.1043	-	10
16 PB230	Lift Lever	4270106745	-	each
17 PB231	Pivot Pin	4270106772	-	each
18 PB232	Hex Dogging Key 5/32"	KEY.10020	-	10
19 PB233	#8 Washer Hi-Collar	WASHER.107	-	10
20 RTR10	1590 Retractor-Sgl Dr 1 3/4"	4270106888	-	each
RTR11	1590 Retractor-Sgl Dr 2 1/4"	4270107422	-	each
RTR12	1590 Retractor-Pair w/Mullion 1 3/4" Dr	4270107520	-	each
RTR13	1590 Retractor-Pair w/Mullion 2 1/4" Dr	4270107521	-	each
RTR14	1590 RL Retractor 1 3/4" Dr	4270108830	-	each
RTR15	1590 RL Retractor 2 1/4" Dr	4270108831	-	each
21 PB355	1590 Latchbolt Spring	SPRING.127	-	10

1490 Base Plate Assemblies

PBX-50	1490 Baseplate Assembly LHR 36"	4270107061	-	each
PBX-51	1490 Baseplate Assembly LHR 48"	4270107048	-	each
PBX-52	1490 Baseplate Assembly RHR 36"	4270107047	-	each
PBX-53	1490 Baseplate Assembly RHR 48"	4270107060	-	each
PBX-58	1590 Baseplate Assembly 36"	4270107089	-	each
PBX-59	1590 Baseplate Assembly 48"	4270107090	-	each

Dor-O-Matic (Falcon)

1490 Series Features Pushbar Design Handed

Concealed Vertical Rod Device



Standard Rod Assembly

EL Rod Assembly

Model No.

Description

Part No.

Finish

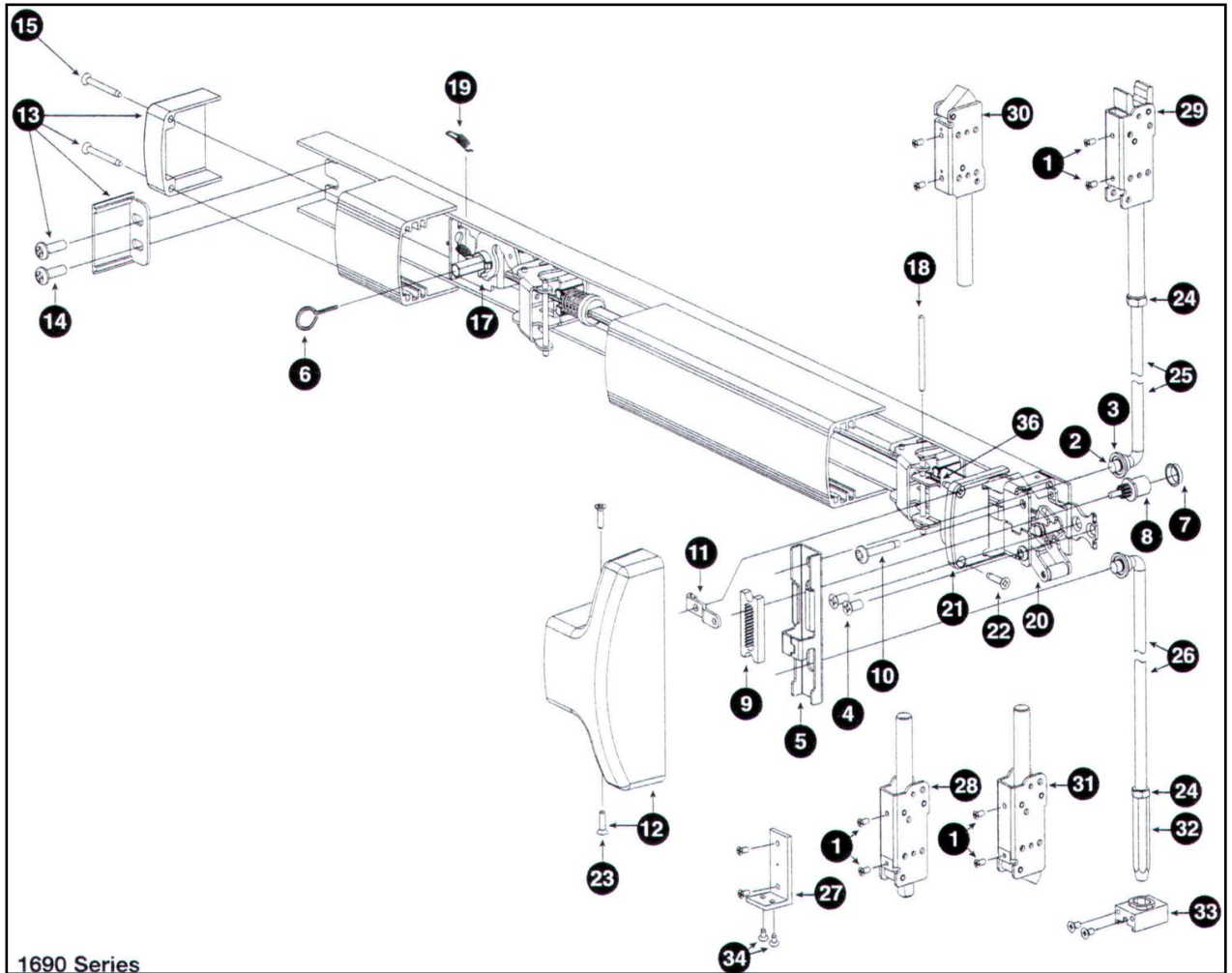
Pkg Qty

1	PB53	Retaining Ring .250	RRING.103	-	25
2	PB17	10-32 1/4 UFPH Screw	SCREW.1028	US32D	10
	PB17	10-32 1/4 UFPH Screw	SCREW.1029	BLACK	10
3	PB23	3/8-24 Jam Nut	NUT.101	-	10
4	PB56	Lift Bracket Assembly	4270106796	-	each
	PB57	EL Lift Bracket Assembly	4270107495	-	each
5	PB79	Rod Washer	WASHER.116	-	10
6	PB83	EL Hex Rod Guide Assembly	4270108426	US32D	each
	PB83	EL Hex Rod Guide Assembly	GUIDE.101	P35	each
7	PB84	EL HEX BUSHING	BUSH.107	-	10
8	PB100	Top Rod 35.000"	4270106776	-	each
9	PB101	Standard Bottom Rod 31.625"	4270106775	-	each
	PB102	EL Bottom Rod 34.625"	4270109003	-	each
10	PB128	EL Top Latch	4270105926	-	each
	PB130	SU Top Latch	4270101806	-	each
11	PB129	RL Bottom Latch	4270100521	-	each
12	PB133	Hex Bottom Bolt	4270101830	-	each
13	RA9	1490 Top Rod Assembly 7' DR	RODASY.110	-	each
	RA10	EL1490 Top Rod Assembly 7' Dr	4270109078	-	each
14	RA11	1490 Bottom Rod Assembly	RODASY.112	-	each
	RA12	EL1490 Bottom Rod Assembly	4270109077	-	each
15	RA13	1490 Top/Btm Rod Assembly 7' Dr	4270106782	-	each
	RA14	EL1490 Top/Btm Rod Assembly 7' Dr	4270107497	-	each
	RA15	1490 Extension Rod Kit over 7' up to 10' Drs	4270107791	-	each

Dor-O-Matic (Falcon)

1690 Series Features
Pushbar Design
Non-Handed
Narrow Stile

Concealed Vertical Rod Device



1690 Series Features
Pushbar Design
Non-Handed
Narrow Stile

Dor-O-Matic (Falcon)

Concealed Vertical Rod Device

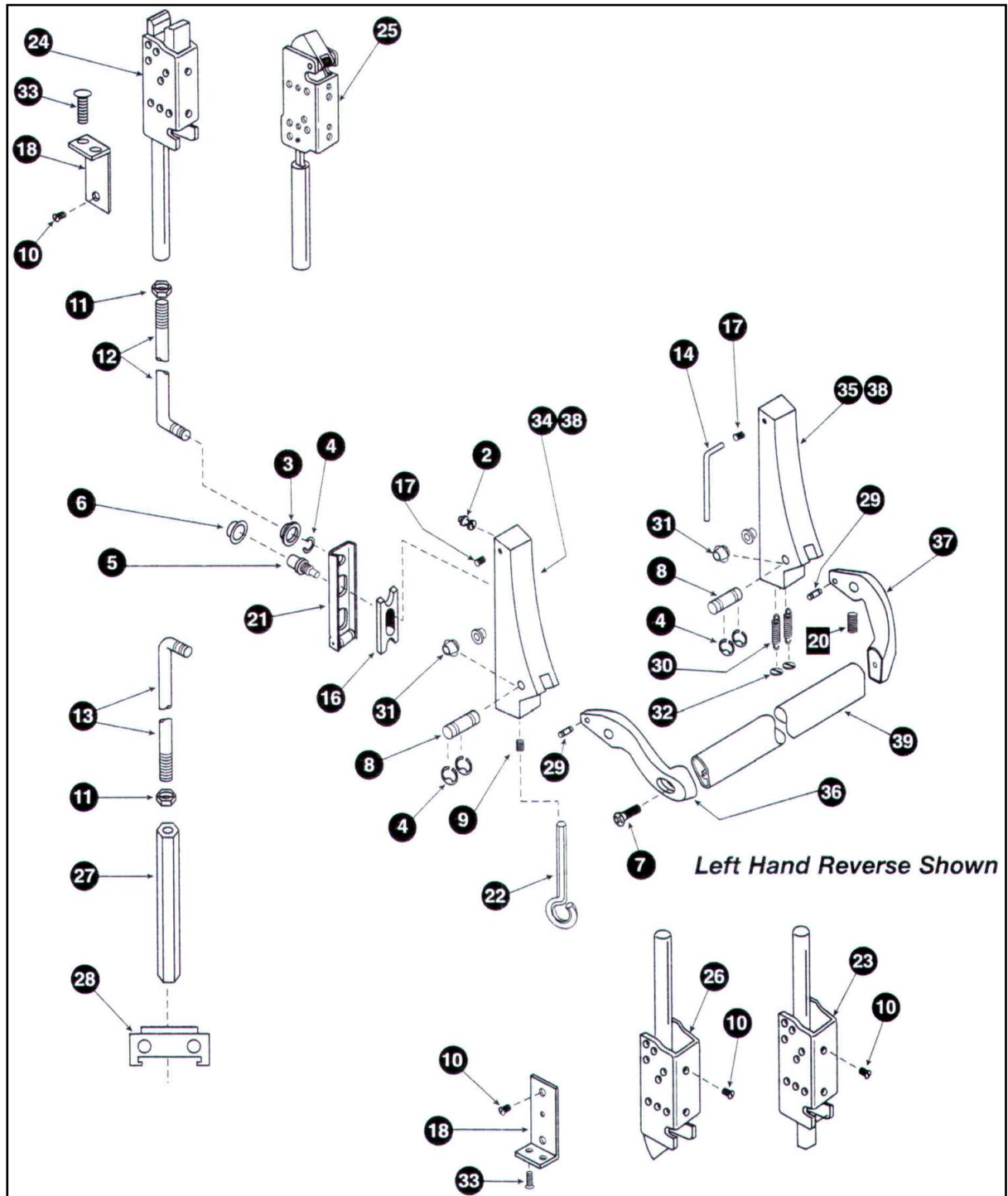


	Model No.	Description	Part No.	Finish	Pkg Qty
1	PB17	10-32 1/4" UFPHMS	SCREW.1028	US32D	10
	PB17	10-32 1/4" UFPHMS	SCREW.1029	BLACK	10
2	PB3	Bearing Bushing	BUSH.109	-	10
3	PB4	Retaining Ring .250	RRING.109	-	25
4	PB114	Lock Stile Mounting Screw	SCREW.1069	-	10
5	PB127	Lift Bracket	BRKT.138	-	each
6	PB232	Hex Dogging Key 5/32"	KEY.10020	-	10
	PBX-27	Auxiliary Package (part 1-6)	PKG.150	US28	each
	PBX-27	Auxiliary Package (part 1-6)	PKG.151	DC13/DC35	each
7	PB10	Cylinder Bushing	BUSH.102	-	10
8	PB5	Pinion Cam	CAM.102	-	10
	PB140	Pinion Cam	4270100566	-	each
9	PB35	Rod Retractor	RETRACT.101	-	10
10	PB141	Retainer Screw	SCREW.1074	-	10
11	PB312	Pinion Support Bracket	BRKT.133	-	each
12	PB313	Center Case Cover Kit	COVER.113	-	each
13	PB314	Channel/Hinge End Cap Kit	ECAP.130	-	each
14	PB315	1/4-20 1/2" PPHMS Screw	SCREW.1070	-	10
15	★ PB316	#8 1.1/2" FPH TC Typ AB Screw	SCREW.1072	-	10
	PB316	8-18 1.14" FPH TF Typ 25	SCREW.1143	-	10
16	PB317	1/4-20 3/8" Hex Soc Set Screw	SCREW.1067	BLACK	3
	PB317	1/4-20 3/8" Hex Soc Set Screw	SCREW.1068	US28	3
	★ PB353	RX Switch Wire Assembly (not shown)	SWITCH.1006	-	each
	PB301	EL Potted Circuit Breaker (not shown)	110741-00	-	each
	PB300	EL Solenoid 24VDC (not shown)	971687-00	-	each
	PB302	EL Plunger (not shown)	PLUNGER.101	-	each
	PB303	EL Cable Assembly (not shown)	110388-00	-	each
17	PBX-16	Dogging Kit	KIT.1021	US28	each
	PBX-16	Dogging Kit	KIT.1022	DC13/DC35	each
18	PB322	Push Bar Pin	PIN.128	-	10
19	PB323	Dogging Spring	971493-89	-	each
20	PB338	Actuator Arm Bracket Assy	BRKTASY.107	-	each
21	PB318	Lock Stile Push Bar End Cap	ECAP.129	P35	each
22	★ PB345	8-3/4" FPHSMS	SCREW.1077	BLACK	10
	PB345	8-18 .3/4" FPH TF Typ 25	SCREW.1141	-	10
23	PB324	8-5/8" FPHSMS	SCREW.1025	BLACK	10
24	PB23	Rod Jam Nut	NUT.101	-	10
25	■ PB24	SU/PL/ES/RL Rod	4270100017	-	each
	PB24	SU/PL/ES/RL Rod-1/4" Insulclad 7'	4270102427	-	each
	PB24	SU/PL/ES/RL Rod-1/4" Insulclad 8'	4270102426	-	each
		SU Rod 8" Door	4270100018	-	each
		SU Ext Rod Kit Up to 9' Dr (not shown)	4270100172	-	each
		SU Ext Rod Kit Up to 10' Dr (not shown)	4270100197	-	each
26	PB25	Hex Bottom Rod	4270101825	-	each
27	PB54	Latch Mtg Bracket Kit-HMD	BRKTASY.101	-	each
28	● PB129	RL Bottom Latch	4270100521	-	each
29	● PB130	SU Top Latch	4270101806	-	each
30	● PB131	ES Top Latch	4270100346	-	each
31	● PB132	PL Bottom Latch	4270101482	-	each
32	PB352	Hex Bottom Bolt Beveled	BOLT.1004	-	each
33	PB134	Hex Rod Guide Assembly	4270107176	US32D	each
	PB134	Hex Rod Guide Assembly	4270107178	P35	each
34	SR33	10-32 3/8" FPHMS	SCREW.1037	-	25
	● RA1	SU Top Rod Assembly 7' Dr	4270106632	-	each
	● RA2	SU Top Rod Assembly 8' Dr	4270106633	-	each
	● RA3	SU Top Rod Assembly 9' Dr	4270101818	-	each
	● RA4	SU Top Rod Assembly 10' Dr	4270101819	-	each
	● RA5	ES Top Rod Assembly 7' Dr	4270101873	-	each
	● RA6	RL Bottom Rod Assembly	4270100522	-	each
	RA17	Hex Bottom Rod Assembly	RODASY.1075	-	each
	● RA8	PL Bottom Rod Assembly	4270100266	-	each
35	CA6	1690NL Cylinder Assembly (Parts 7-10)	CYLASY.1083	-	each
36	PB321	Pushbar Anchor Bracket	BRKT.128	-	each

1990 Series Features
Crossbar Design
Non-Handed
Narrow Stile

Dor-O-Matic (Falcon)

Concealed Vertical Rod Device



Concealed Vertical Rod Device

1990 Series Features

Crossbar Design
Non-Handed
Narrow Stile

34 End Case Assy LH

(Includes part numbers: 4, 8, 9, 17, 29, 31, 32, 36, 38)

LH = Lock Stile assembly for LHR Device or
Hinge Stile assembly for RHR Device

DCX-2	4270902776	P28
DCX-2	4270902778	P13
DCX-2	4270902779	P35
PBX-1	CASE.210	US3
PBX-1	CASE.214	US4
PBX-1	CASE.216	US10
PBX-1	CASE.218	US10B
PBX-1	CASE.223	US26D
PBX-1	CASE.221	US26
PBX-1	CASE.233	US15
PBX-1	CASE.231	US14

35 End Case Assy RH

(Includes part numbers: 4, 8, 9, 17, 29, 31, 32, 37, 38)

RH = Lock Stile assembly for RHR Device or
Hinge Stile assembly for LHR Device

DCX-2	4270902782	P28
DCX-2	4270902784	P13
DCX-2	4270902785	P35
PBX-1	CASE.209	US3
PBX-1	CASE.213	US4
PBX-1	CASE.215	US10
PBX-1	CASE.217	US10B
PBX-1	CASE.222	US26D
PBX-1	CASE.220	US26
PBX-1	CASE.232	US15
PBX-1	CASE.230	US14

36 Lever Arm LH

LH = Lock Stile Lever Arm for LHR Device or
Hinge Stile Lever Arm for RHR Device

DC15	4270902799	P28
DC15	4270902802	P13
DC15	4270902803	P35
SD15*	LARM.173	US3
SD15*	LARM.174	US4
SD15*	LARM.175	US10
SD15*	LARM.176	US10B
SD15*	LARM.180	US26D
SD15*	LARM.179	US26
SD15*	LARM.178	US15
SD15*	LARM.177	US14

37 Lever Arm RH

RH = Lock Stile Lever Arm for RHR Device or
Hinge Stile Lever Arm for LHR Device

DC40	4270902805	P28
DC40	4270902808	P13
DC40	4270902809	P35
SD40*	LARM.181	US3
SD40*	LARM.182	US4
SD40*	LARM.183	US10
SD40*	LARM.184	US10B
SD40*	LARM.188	US26D
SD40*	LARM.187	US26
SD40*	LARM.186	US15
SD40*	LARM.185	US14

	Model No.	Description	Part No.	Finish	Pkg Qty
2	PB2	Case Mounting Stud	STUD.101	-	10
3	PB3	Bearing Bushing	BUSH.109	-	10
4	PB4	Retaining Ring .250	RRING.109	-	25
5	PB5	Pinion Cam	CAM.102	-	10
	PB140	Pinion Cam	4270100566	-	each
6	PB10	Cylinder Bushing	BUSH.102	-	10
7	PB12	1/4-20 1" FPHTC Typ 23	SCREW.1027	US32D	10
	PB12	1/4-20 1" FPHTC Typ 23	SCREW.1015	BLACK	10
8	PB13	990 Axle Pin	PIN.106	US32D	10
	PB13	990 Axle Pin	PIN.114	BRS	10
	PB15	1990 Axle Pin	PIN.115	-	10
9	PB14	Dog Screw	SCREW.1022	-	25
10	PB17	10-32 1/4" UFPHMS	SCREW.1028	US32D	10
	PB17	10-32 1/4" UFPHMS	SCREW.1029	BLACK	10
11	PB23	Rod Jam Nut	NUT.101	-	10
12	■ PB24	SU/PL/ES/RL Rod	4270100017	-	each
		SU/PL/ES/RL Rod-1/4" Insulclad 7'	4270102427	-	each
		SU/PL/ES/RL Rod-1/4" Insulclad 8'	4270102426	-	each
13	PB25	Hex Bottom Rod	4270101825	-	each
14	PB30	Allen Wrench	WRENCH.101	-	10
16	PB35	Rod Retractor	RETRACT.101	-	10
17	PB38	1/4-20 3/8" Hex Soc Set	SCREW.1030	US32D	25
	PB38	1/4-20 3/8" Hex Soc Set	SCREW.1039	BLACK	25
18	PB54	Latch Mtg Bracket Kit-HMD	BRKTASY.101	-	each
21	PB88	Lift Bracket Assembly	4270100013	-	each
22	PB99	Hex Dogging Key	KEY.101	-	10
23	● PB129	RL Bottom Latch	4270100521	-	each
24	● PB130	SU Top Latch	4270101806	-	each
25	● PB131	ES Top Latch	4270100346	-	each
26	● PB132	PL Bottom Latch	4270101482	-	each
27	PB133	Hex Bottom Bolt	4270101830	-	each
28	PB134	Hex Rod Guide Assembly	4270107176	US32D	each
	PB134	Hex Rod Guide Assembly	4270107178	P35	each
	▲ RD9	Old Style Tension Spring	SPRING.102	-	10
29	RD10	Spring Pin	PIN.104	-	10
30	SD9	Tension Spring	SPRING.103	-	10
31	SD43	Axle Bushing	BUSH.103	-	25
32	SD45	Spring Retainer	RETAIN.102	-	25
33	SR33	10-32 3/8" FPHMS	SCREW.1037	-	25
	● RA1	SU Top Rod Assembly 7' Dr	4270106632	-	each
	● RA2	SU Top Rod Assembly 8' Dr	4270106633	-	each
	● RA3	SU Top Rod Assembly 9' Dr	4270101818	-	each
	● RA4	SU Top Rod Assembly 10' Dr	4270101819	-	each
	● RA5	ES Top Rod Assembly 7' Dr	4270101873	-	each
	● RA6	RL Bottom Rod Assembly	4270100522	-	each
	RA7	Hex Bottom Rod Assembly	4270101831	-	each
	● RA8	PL Bottom Rod Assembly	4270100266	-	each
		SU Rod 8' Door	4270100018	-	each
		SU Ext Rod Kit Up to 9' Dr (not shown)	4270100172	-	each
		SU Ext Rod Kit Up to 10' Dr (not shown)	4270100197	-	each

38 Housing Assembly

(Includes housing, retainer spring, retainer, dog screw and mounting screws)

DC1	4270902787	P28
DC1	4270902789	P13
DC1	4270902790	P35
SD1*	HOUSING.218	US3
SD1*	HOUSING.225	US4
SD1*	HOUSING.226	US10
SD1*	HOUSING.229	US10B
SD1*	HOUSING.231	US26D
SD1*	HOUSING.230	US26
SD1*	HOUSING.238	US15
SD1*	HOUSING.237	US14

39 Crossbar 41"

PB39	4270900091	US28
PB39	4270900094	DC13
PB39	4270900095	DC35
PB39	CBAR.102	US3
PB39	CBAR.132	US4
PB39	4270900097	US10
PB39	4270900098	US10B
PB39	CBAR.209	US15
PB39	CBAR.208	US14

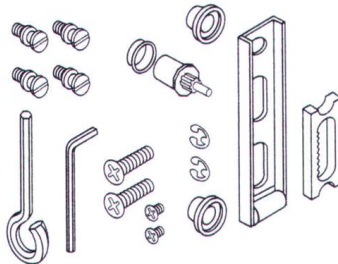
1990 Series Features
Crossbar Design
Non-Handed
Narrow Stile

Dor-O-Matic (Falcon)

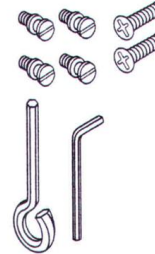
Concealed Vertical Rod Device

Crossbar Devices

990 and 1990 Auxiliary Pkg.



1090 and 2090 Auxiliary Pkg.



PBX-2

Part No.	4270902091	US32D
	4270902095	DC35

RDX-2

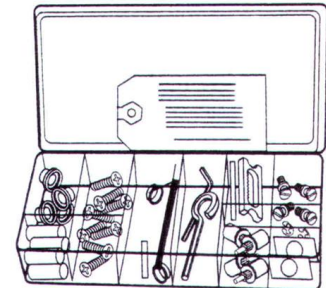
Part No.	4270902121	US32D
	4270902125	DC35

Panic Device Repair Kit

Part No.	4270100583	PB20
----------	------------	------

Kit Includes:

	Part Number	Description	Replacement Pkg.	
12	RING.108	Retaining Rings	RRING.109	(pkg/25)
6	4270100130	1/4-20 x 3/8 Set Screws	SCREW.1030	(pkg/25)
4	4270100155	10-24 x 1/4 Set Screws	EACH	
6	BUSH.108	Bearing Bushing	BUSH.109	(pkg/10)
4	4270100149	Axle Pins	PIN.114	(pkg/10)
8	4270101753	Tension Springs	SPRING.103	(pkg/10)
2	4270100153	Dogging Screws	SCREW.1022	(pkg/25)
10	4270100108	10-32 x 1/4 UFPH MS	SCREW.1028	(pkg/10)
6	4299100213	1/4-20 x 1" FPH MS	SCREW.1027	(pkg/10)
3	4270100152	Spring Pins	PIN.104	(pkg/10)
1	4270100116	Dogging Key	KEY.101	(pkg/10)
1	4270100218	1/8" Allen Wrench	WRENCH.101	(pkg/10)
3	4270100110	Retractor	RETRACT.101	(pkg/10)
4	4270100566	Pinion Cams	CAM.102	(pkg/10)
8	4230100017	Center Case Mounting Studs	STUD.101	(pkg/10)
12	4299100961	8-32 x 1/2" UFPH TC Screws	SCREW.1032	(pkg/25)
8	4270100151	Tension Springs	SPRING.102	(pkg/10)
6	4270101778	Axle Bushings	BUSH.103	(pkg/25)
3	4270108348	PB48 Strike US32D	EACH	
3	4270106026	PB48 Strike Shims	SHIM.112	(pkg/10)
4	4270100663	Cylinder Bushings	BUSH.102	(pkg/10)
1	4270100013	Lift Bracket Assy	EACH	
4	4270106997	Axle Pins	PIN.115	(pkg/10)
2	4270100026	3/16 x 13/16 Roll Pins	PIN.109	(pkg/10)
2	4270100075	3/16 x 9/16 Roll Pins	PIN.110	(pkg/10)
1	4270100299	Dogging Key Tag	EACH	
12	4299100997	Retaining Rings	RRING.103	(pkg/25)
1	4270100582	Maintenance Kit Box	EACH	



**Parts Kit For Easy Servicing
Of 990 and 1990 Devices**

Dor-O-Matic (Falcon)

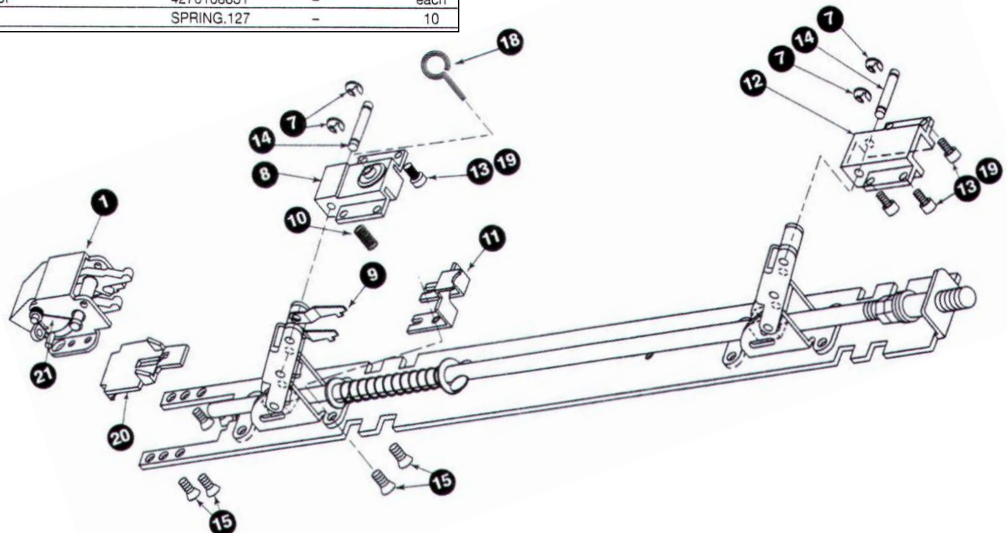
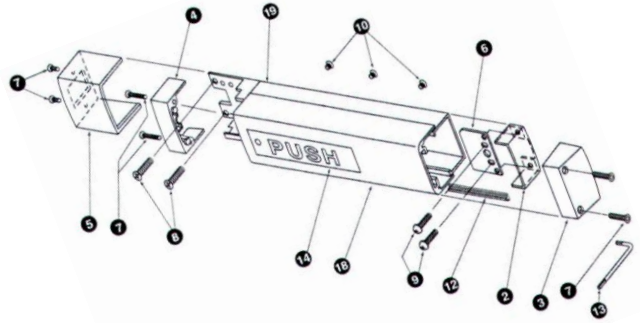
Rim Device

1590 Features
Non-Handed
Low Profile
Touchbar Design

Model No.	Description	Part No.	Finish	Pkg Qty
1	PB17 10-32 1/4" UFPHMS Screw	SCREW.1028	-	10
2	PB200 1490/1590 Pushbar Mounting Bracket	4270106786	-	each
3	PB201 1490/1590 Pushbar End Cap	4270106787	P35	each
4	PB202 1590 Pushbar End Cap	4270106875	P35	each
5	PB203 1590 Center Case Cover P35	4270106863	P35	each
6	PB204 1490/1590 P/Bar Hingeside Mounting Plate	4270106770	-	each
7	● PB205 8-32 1" FH Torx Screw	SCREW.1050	-	10
	PB205 8-18 1.14" FPH TF Typ 25	SCREW.1143	-	10
8	PB206 12-24 1 3/16" UFPHMS Screw (1490)	SCREW.1051	-	10
	PB219 12-24 1" UFPHMS Screw (1590)	SCREW.1066	-	10
9	PB207 12-24 1" PPH W/SEMS EXT TF Screw	SCREW.1053	-	10
10	PB208 8-32 1/4" UFPHMS Screw	SCREW.1012	US32D	10
	PB208 8-32 1/4" UFPHMS Screw	SCREW.1055	BLACK	10
12	PB210 Pushbar Bumper 4" (2 ea. Required)	BUMPER.103	-	each
13	PB211 Short Arm Key	KEY.102	-	10
14	PB212 1490 RHR/1590 LHR Push Label	4270107321	BLACK	each
	PB213 1490 LHR/1590 RHR Push Label	4270107323	BLACK	each
	PB214 1490 RHR/1590 LHR Push Label	4270107320	GOLD	each
	PB215 1490 LHR/1590 RHR Push Label	4270107322	GOLD	each

● For Devices shipped before September, 2004.

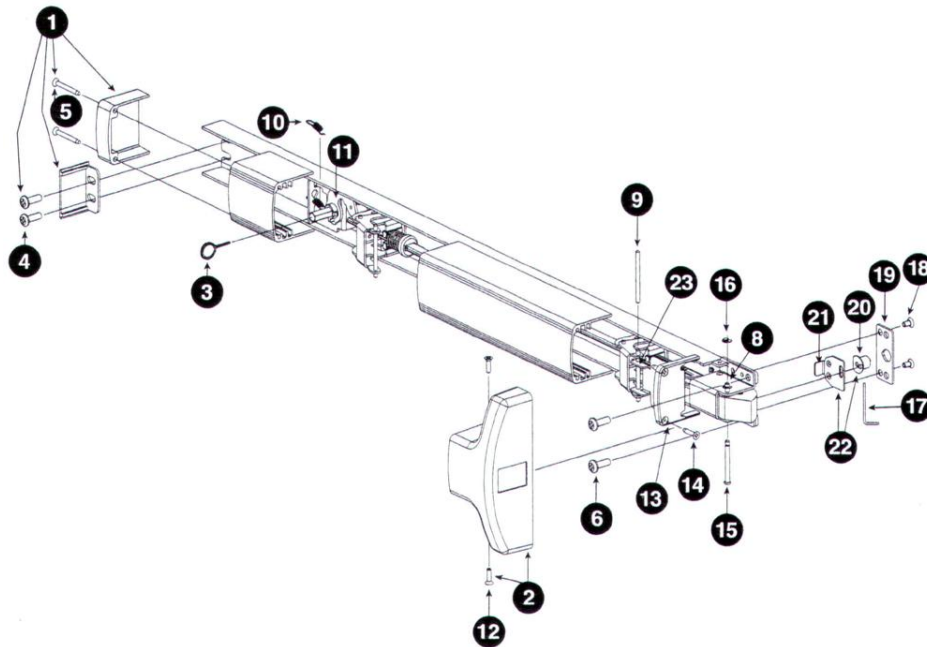
Model No.	Description	Part No.	Finish	Pkg Qty
1	PB124 1590 Latchbolt Assembly	4270107603	-	each
2	PB216 Lift Lever Axle	4270106769	-	each
3	PB217 Lift Lever Washer	WASHER.102	-	10
4	PB218 Retaining Ring .500	RRING.104	-	10
5	PB139 Link	4270106773	-	each
6	PB220 Link Washer	WASHER.103	-	10
7	PB221 Retaining Ring .188	RRING.105	-	10
8	PB222 Dogging Bracket Assembly	4270107046	-	each
9	PB223 Dogging Clip	4270106960	-	each
10	PB224 Compression Spring	4299101020	-	each
11	PB225 Dogging Strike	4270106961	-	each
12	PB226 Clevis	4270106979	-	each
13	PB227 8-32 3/8" PPHMS w/Sems	SCREW.1136	-	10
14	PB228 Clevis Assembly Axle	AXLE.1007	-	10
15	PB229 10-32 3/8" UFPHMS Screw	SCREW.1043	-	10
16	PB230 Lift Lever	4270106745	-	each
17	PB231 Pivot Pin	4270106772	-	each
18	PB232 Hex Dogging Key 5/32"	KEY.10020	-	10
19	PB233 #8 Washer Hi-Collar	WASHER.107	-	10
20	RTR10 1590 Retractor-Sgl Dr 1 3/4"	4270106888	-	each
	RTR11 1590 Retractor-Sgl Dr 2 1/4"	4270107422	-	each
	RTR12 1590 Retractor-Pair w/Mullion 1 3/4" Dr	4270107520	-	each
	RTR13 1590 Retractor-Pair w/Mullion 2 1/4" Dr	4270107521	-	each
	RTR14 1590 RL Retractor 1 3/4" Dr	4270108830	-	each
	RTR15 1590 RL Retractor 2 1/4" Dr	4270108831	-	each
21	PB355 1590 Latchbolt Spring	SPRING.127	-	10



Dor-O-Matic (Falcon)

1790 Features
Non-Handed
Touchbar Design

Rim Device

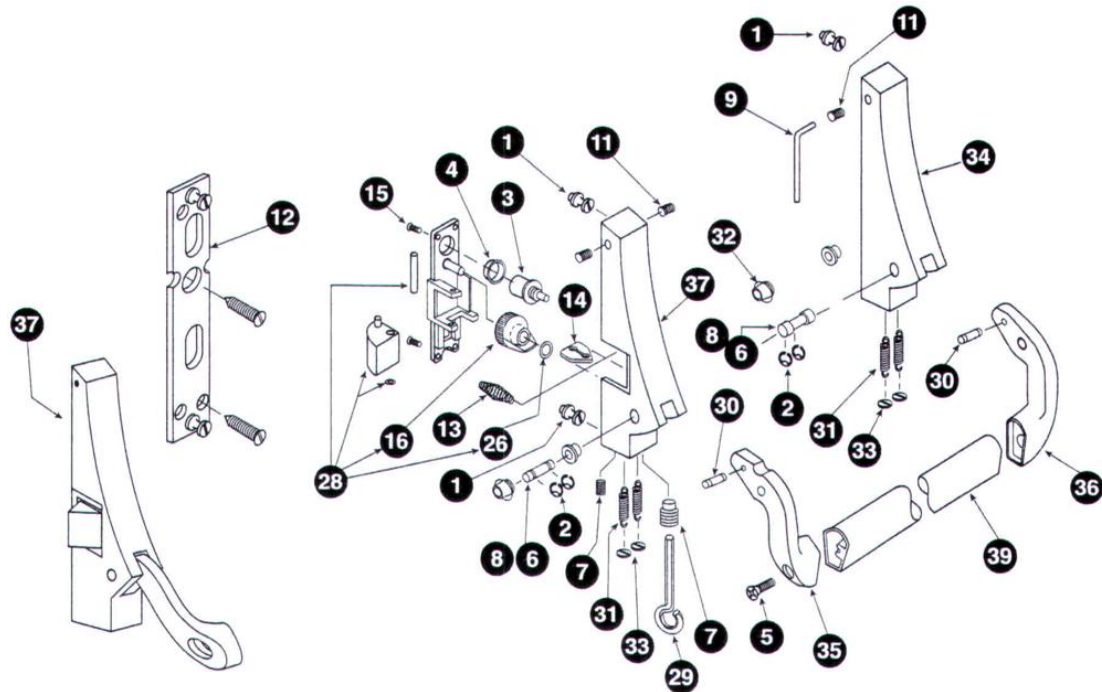


Model No.	Description	Part No.	Finish	Pkg Qty
1	PB314 Channel/Hingeside End Cap Kit	ECAP.130	-	each
2	PB329 Center Case Cover Kit	COVER.120	-	each
3	PB232 Hex Dogging Key 5/32"	KEY.10020	-	10
4	PB315 1/4-20 1/2" PPHMS Screw	SCREW.1070	-	10
5	■ PB316 #8 1.1/2" FPH TC Typ AB Screw	SCREW.1072	-	10
	PB316 8-18 1.1/4" FPH TF Typ 25	SCREW.1143	-	10
6	PB330 1/4-20 3/4" PPHMS Screw	SCREW.1075	-	10
7	PBX-18 Auxiliary Package	PKG.133	-	each
8	PB325 Latch Assembly	L BOLT.1005	-	each
	● PB353 RX Switch Wire Assembly (not shown)	SWITCH.1006	-	each
	PB301 EL Potted Circuit Breaker (not shown)	110741-00	-	each
	PB300 EL Solenoid 24VDC (not shown)	971687-00	-	each
	PB302 EL Plunger (not shown)	PLUNGER.101	-	each
	PB303 EL Cable Assembly (not shown)	110388-00	-	each
9	PB322 Pushbar Pin	PIN.128	-	10
10	PB323 Dogging Spring	971493-89	-	each
11	PBX-16 Dogging Kit	KIT.1021	US28	each
	PBX-16 Dogging Kit	KIT.1022	DC13/DC35	each
12	PB324 8 x 5/8 FPH TC Typ 25	SCREW.1025	-	10
13	PB318 Lock Stile End Cap	ECAP.129	DC35	each
14	■ PB345 8-3/4" FPHSMS	SCREW.1077	BLACK	10
	PB345 8-18 .3/4" FPH TF Typ 25	SCREW.1141	-	10
15	PB320 Latch Pin	969467-89	-	each
16	PB328 Retaining Ring	RRING.112	-	10
17	PB331 Short Arm Allen Wrench	4270109548	-	each
18	★ PB327 10-16 3.8" UFPHMS	SCREW.1091	-	10
	PB327 10-32 3/8" UFPH MS	SCREW.1150	-	10
19	PB326 1790 Channel Spacer	SPACER.107	-	each
20	PB319 Drive Bushing	CAMASY.101	-	each
21	PB344 Slider	SLIDER.101	-	each
22	CA-7 1790 NL/HB Cylinder Assembly	CYLASY.1151	-	each
23	PB321 Pushbar Anchor Bracket	BRKT.128	-	each

Dor-O-Matic (Falcon)

2090 Features
Handed
Crossbar Design

Rim Device



	Model No.	Description	Part No.	Finish	Pkg Qty
1	PB2	Case Mounting Stud	STUD.101	-	10
2	PB53	Retaining Ring .250	RRING.103	-	10
3	PB5	Pinion Cam	CAM.102	-	10
	PB140	Pinion Cam	4270100566	-	each
4	PB10	Cylinder Bushing	BUSH.102	-	10
5	PB12	1/4-20 1" FPHTC Typ 23	SCREW.1027	US32D	10
	PB12	1/4-20 1" FPHTC Typ 23	SCREW.1015	BLACK	10
6	PB13	1090 Axle Pin	PIN.106	SS	10
	PB13	1090 Axle Pin	PIN.114	BRS	10
	PB15	2090 Axle Pin	PIN.115	US32D	10
7	PB14	Dog Screw	SCREW.1022	-	25
9	PB30	Allen Wrench	WRENCH.101	-	10
11	PB38	1/4-20 3/8" Hex Soc Set Screw	SCREW.1030	US32D	25
	PB38	1/4-20 3/8" Hex Soc Set Screw	SCREW.1039	BLACK	25
12	PB42	Assembly Plate Assembly	4270100304	-	2
13	PB61	Latch Spring	SPRING.104	-	10
14	PB62	Latch Link	4270101840	-	each
15	PB63	4-40 3/8" FL Posi-Drive Screw	SCREW.1031	-	10
16	PB64	Latchbolt Retractor	RETRACT.102	-	10
26	PB81	Retaining Ring .240	RRING.102	-	10
28	PB89	2090 Backplate Assembly LHR	4270902968	-	each
	PB89	2090 Backplate Assembly RHR	4270902974	-	each
29	PB99	Hex Dogging Key	KEY.101	-	10
30	RD10	Spring Pin	PIN.104	-	10
31	▲ RD9	Old Style Tension Spring	SPRING.102	-	10
	SD9	Tension Spring	SPRING.103	-	10
32	SD43	Axle Bushing	BUSH.103	-	25
33	SD45	Spring Retainer	RETAIN.102	-	25

34 End Case Assy LH

(Includes part numbers: 2, 6, 7, 11, 25, 31, 32, 33, 35, 37)

LH = Hinge Stile assembly for RHR Device

DCX-2	4270902776	P28
DCX-2	4270902778	P13
DCX-2	4270902779	P35
PBX-1	CASE.210	US3
PBX-1	CASE.214	US4
PBX-1	CASE.216	US10
PBX-1	CASE.218	US10B
PBX-1	CASE.223	US26D
PBX-1	CASE.221	US26
PBX-1	CASE.233	US15
PBX-1	CASE.231	US14

34 End Case Assy RH

(Includes part numbers: 2, 6, 7, 11, 25, 31, 32, 33, 34, 36)

RH = Hinge Stile assembly for LHR Device

DCX-2	4270902782	P28
DCX-2	4270902784	P13
DCX-2	4270902785	P35
PBX-1	CASE.209	US3
PBX-1	CASE.213	US4
PBX-1	CASE.215	US10
PBX-1	CASE.217	US10B
PBX-1	CASE.222	US26D
PBX-1	CASE.220	US26
PBX-1	CASE.230	US15
PBX-1	CASE.230	US14

35 Lever Arm LH - Active

LH = Lock Stile Lever Arm for LHR Device

DC16	4270902763	P28
DC16	4270902766	P13
DC16	4270902767	P35
SD16*	LARM.209	US3
SD16*	LARM.210	US4
SD16*	LARM.211	US10
SD16*	LARM.212	US10B
SD16*	LARM.216	US26D
SD16*	LARM.215	US26
SD16*	LARM.214	US15
SD16*	LARM.213	US14

35 Lever Arm RH - Active

RH = Lock Stile Lever Arm for RHR Device

DC41	4270902769	P28
DC41	4270902772	P13
DC41	4270902773	P35
SD41*	LARM.189	US3
SD41*	LARM.197	US4
SD41*	LARM.199	US10
SD41*	LARM.201	US10B
SD41*	LARM.205	US26D
SD41*	LARM.203	US26
SD41*	LARM.208	US15
SD41*	LARM.207	US14

36 Lever Arm LH - End Case

LH = Hinge Stile Lever Arm for RHR Device

DC15	4270902799	P28
DC15	4270902802	P13
DC15	4270902803	P35
SD15*	LARM.173	US3
SD15*	LARM.174	US4
SD15*	LARM.175	US10
SD15*	LARM.176	US10B
SD15*	LARM.180	US26D
SD15*	LARM.179	US26
SD15*	LARM.178	US15
SD15*	LARM.177	US14

36 Lever Arm RH - End Case

RH = Hinge Stile Lever Arm for LHR Device

DC40	4270902805	P28
DC40	4270902808	P13
DC40	4270902809	P35
SD40*	LARM.181	US3
SD40*	LARM.182	US4
SD40*	LARM.183	US10
SD40*	LARM.184	US10B
SD40*	LARM.188	US26D
SD40*	LARM.187	US26
SD40*	LARM.186	US15
SD40*	LARM.185	US14

37 Active Housing Assembly LH

(Includes part numbers: 3, 4, 14, 15, 28, 34)

LH = Lock Stile assembly for LHR Device

DCX-1	4270902740	P28
DCX-1	4270902742	P13
DCX-1	4270902743	P35
RDX-1	CASE.236	US3
RDX-1	CASE.237	US4
RDX-1	CASE.238	US10
RDX-1	CASE.239	US10B
RDX-1	CASE.243	US26D
RDX-1	CASE.242	US26
RDX-1	CASE.241	US15
RDX-1	CASE.240	US14

37 Active Housing Assembly RH

(Includes part numbers: 3, 4, 14, 15, 28, 34)

RH = Lock Stile assembly for RHR Device

DCX-1	4270902746	P28
DCX-1	4270902748	P13
DCX-1	4270902749	P35
RDX-1	CASE.211	US3
RDX-1	CASE.224	US4
RDX-1	CASE.225	US10
RDX-1	CASE.226	US10B
RDX-1	CASE.229	US26D
RDX-1	CASE.228	US26
RDX-1	CASE.235	US15
RDX-1	CASE.234	US14

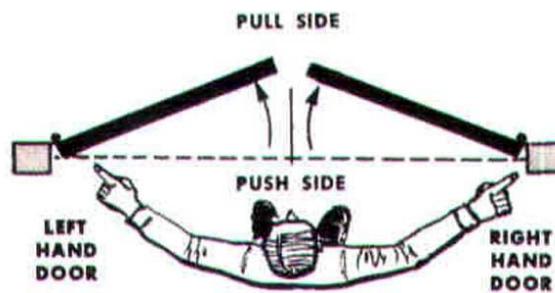
39 Crossbar 41"

PB39	4270900091	US28
PB39	4270900094	DC13
PB39	4270900095	DC35
PB39	CBAR.102	US3
PB39	CBAR.132	US4
PB39	4270900097	US10
PB39	4270900098	US10B
PB39	CBAR.209	US15
PB39	CBAR.208	US14



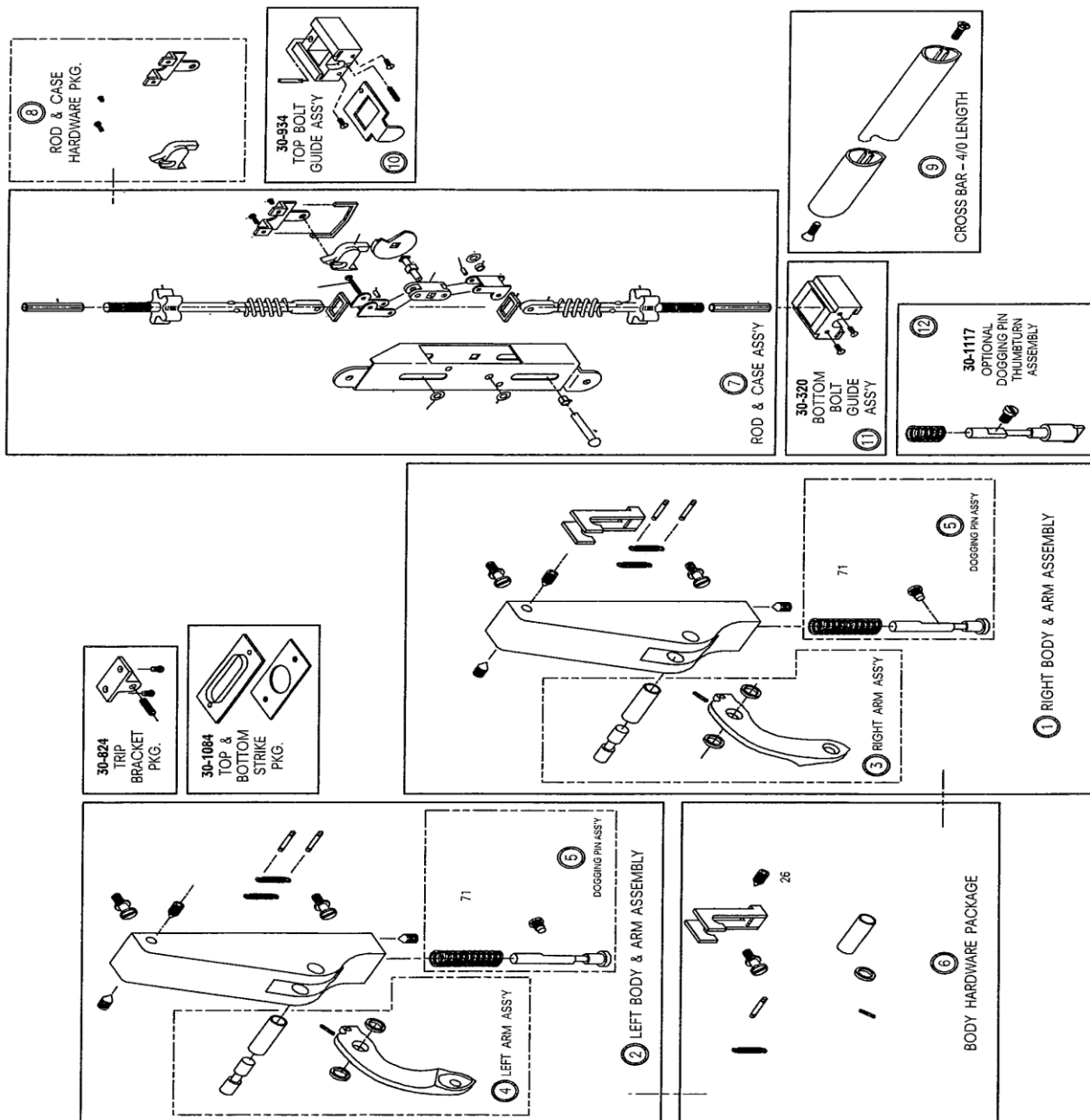
Concealed Pages 29 ~ 34

Rim Pages 35 ~ 37



Concealed Vertical Rod Device

1085 Series Features
Crossbar Design
Non-Handed

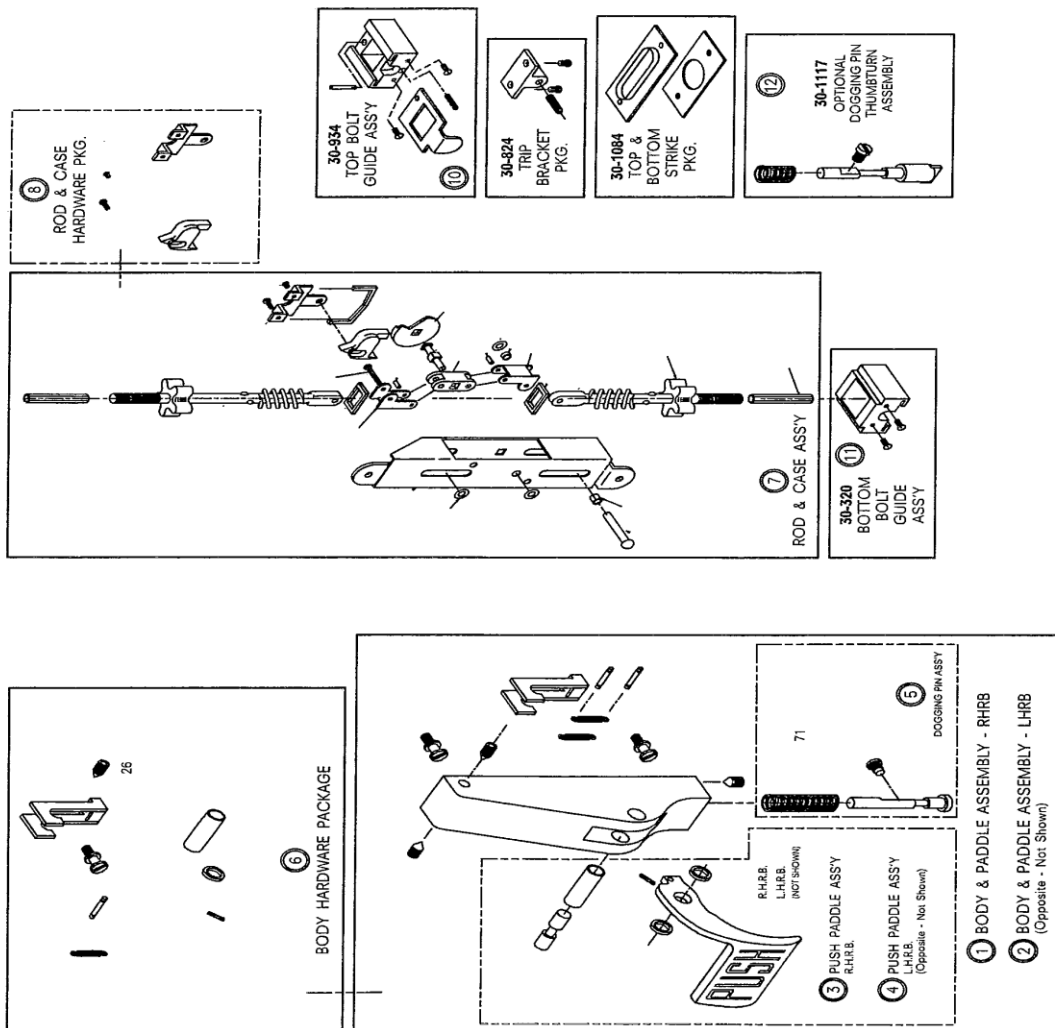


1085 Series Features Crossbar Design Non-Handed Parts List

ASSEMBLY NO.	PART NO.	DESCRIPTION	FINISH
1	30-982	RIGHT BODY & ARM ASSEMBLY	US28 / 628 DBZ 313 BLK 335
2	30-983	LEFT BODY & ARM ASSEMBLY	US28 / 628 DBZ 313 BLK 335
3	30-1243	RIGHT ARM ASSEMBLY	US28 / 628 DBZ 313 BLK 335
4	30-1242	LEFT ARM ASSEMBLY	US28 / 628 DBZ 313 BLK 335
5	30-1115	DOGGING PIN ASSEMBLY	
6	30-1409	BODY HARDWARE PACKAGE	
7	30-915	ROD & CASE ASSEMBLY - 7/0	
8	30-916/30-865	ROD & CASE HARDWARE PACKAGE/VISTAWALL ROD&CASE	
9	30-733-PKG	CROSSBAR ASSEMBLY - 4/0	US28 / 628 DBZ 313 BLK 335
10	30-934	TOP BOLT GUIDE ASSEMBLY	US28 / 628 DBZ 313 BLK 335
11	30-320	BOTTOM BOLT GUIDE ASSEMBLY	US28 / 628 DBZ 313 BLK 335
12	30-1117	DOGGING PIN ASSEMBLY - Thumbturn	US28 / 628 DBZ 313 BLK 335
	30-763P	TOP or BOTTOM BOLT (59)	
	30-824	TRIP BRACKET PACKAGE	US28 / 628 DBZ 313 BLK 335
	30-1084	STRIKE PACKAGE - Top & Bottom	US28 / 628 DBZ 313 BLK 335

Concealed Vertical Rod Device- Paddle

1085P Series Features Paddle Design Handed



1085P Series Features
Paddle Design
Handed
Parts List

Jackson

Concealed Vertical Rod Device- Paddle



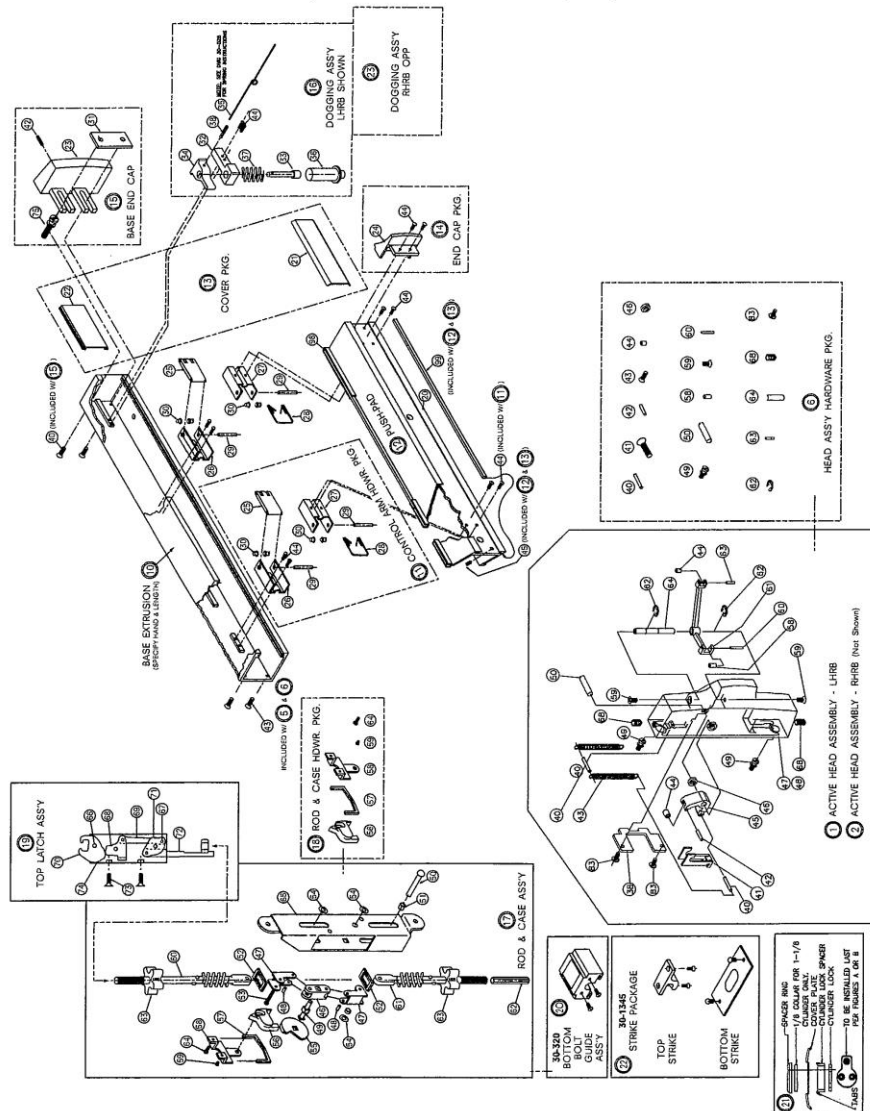
ASSEMBLY NO.	PART NO.	DESCRIPTION	FINISH
1	30-984	BODY & PADDLE ASSEMBLY - RHRB	US28 / 628 DBZ 313 BLK 335
2	30-985	BODY & PADDLE ASSEMBLY - LHRB	US28 / 628 DBZ 313 BLK 335
3	30-1258	PADDLE ASSEMBLY - RHRB	US28 / 628 DBZ 313 BLK 335
4	30-1259	PADDLE ASSEMBLY - LHRB	US28 / 628 DBZ 313 BLK 335
5	30-1115	DOGGING PIN ASSEMBLY	
6	30-1409	BODY HARDWARE PACKAGE	
7	30-915	ROD & CASE ASSEMBLY - 7/0	
8	30-916	ROD & CASE HARDWARE PACKAGE	
10	30-934	TOP BOLT GUIDE ASSEMBLY	US28 / 628 DBZ 313 BLK 335
11	30-320	BOTTOM BOLT GUIDE ASSEMBLY	US28 / 628 DBZ 313 BLK 335
12	30-1117	DOGGING PIN ASSEMBLY - Thumbturn	US28 / 628 DBZ 313 BLK 335
	30-763P	TOP or BOTTOM BOLT (59)	
	30-824	TRIP BRACKET PACKAGE	US28 / 628 DBZ 313 BLK 335
	30-1084	STRIKE PACKAGE - Top & Bottom	US28 / 628 DBZ 313 BLK 335

Concealed Vertical Rod Device

2085 Series Features
Pushbar Design
Handed



(Manufactured AFTER October 1, 1999)



2085 Series Features
Pushbar Design
Handed
Parts List

Jackson

Concealed Vertical Rod Device

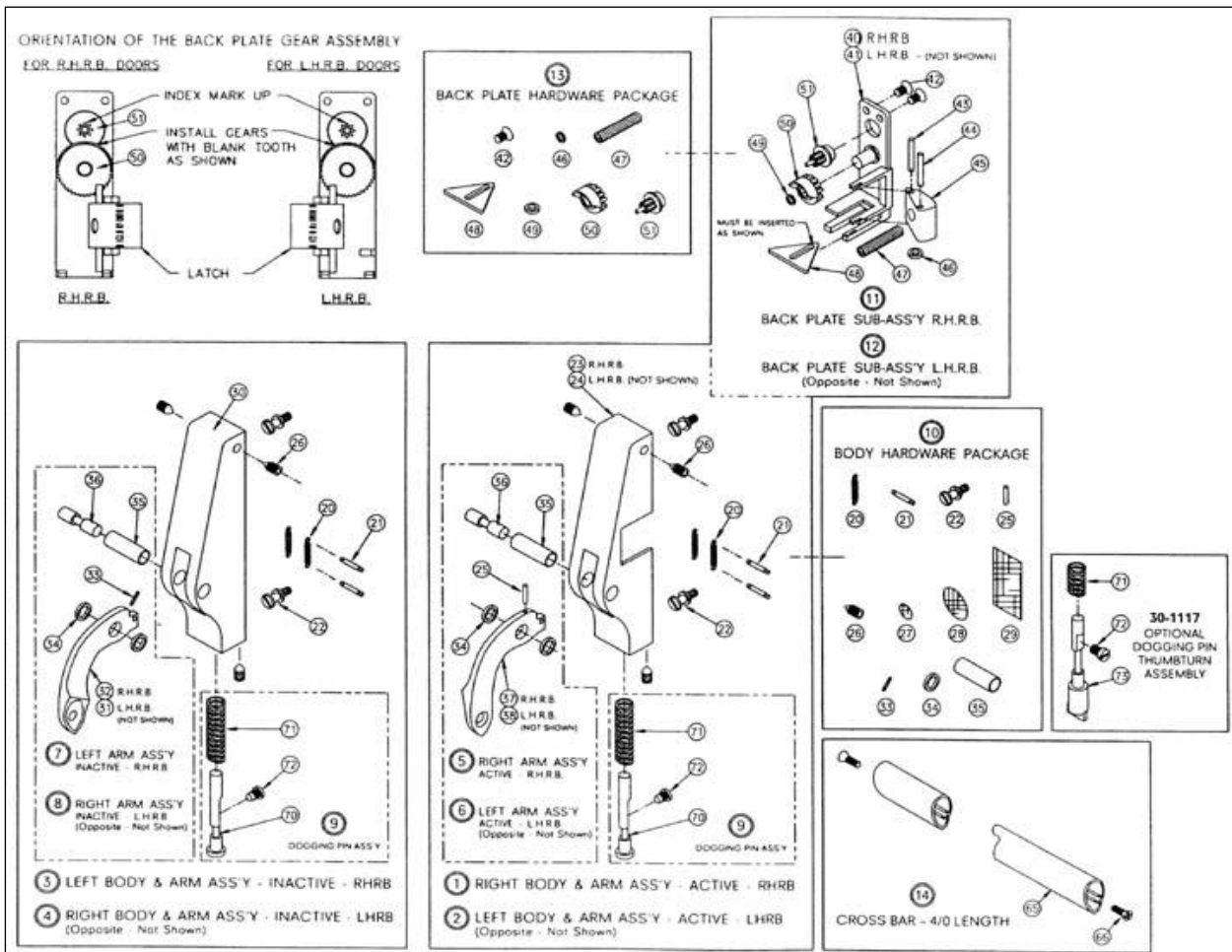


ASSEMBLY NO.	PART NO.	DESCRIPTION	FINISH
1	30-2617	COMPLETE ACTIVE HEAD ASSEMBLY - LHRB	US28 / 628 DBZ 313
2	30-2619	COMPLETE ACTIVE HEAD ASSEMBLY - RHRB	US28 / 628 DBZ 313
6	30-2607	HEAD ASSEMBLY HARDWARE PACKAGE	
11	30-1064	CONTROL ARM HARDWARE PACKAGE	
12	30-1048-PKG	PUSH-PAD PACKAGE	US28 / 628 DBZ 313
13	30-1063	COVER PLATE PACKAGE	US28 / 628 DBZ 313
14	30-1265	PUSH-PAD END CAP PACKAGE	US28 / 628 DBZ 313
15	30-1266	BASE END CAP PACKAGE	US28 / 628 DBZ 313
16	30-2467	DOGGING ASSEMBLY (LHRB) SHOWN	
17	30-1287	ROD & CASE ASSEMBLY - 7/0	
18	30-916	ROD & CASE HARDWARE PACKAGE	
19	30-1311	TOP LATCH ASSEMBLY	
20	30-320	BOTTOM BOLT GUIDE ASSEMBLY	US28 / 628 DBZ 313
21	30-2671	CYLINDER DOGGING KIT PKG.	US28 / 628 DBZ 313
	30-763P	BOTTOM BOLT (62)	
22	30-1345	STRIKE PACKAGE Top & Bottom	US28 / 628 DBZ 313
23	30-2462	DOGGING ASSEMBLY (RHRB) OPP	



1095 Features
Handed
Crossbar Design

Jackson
Rim Device



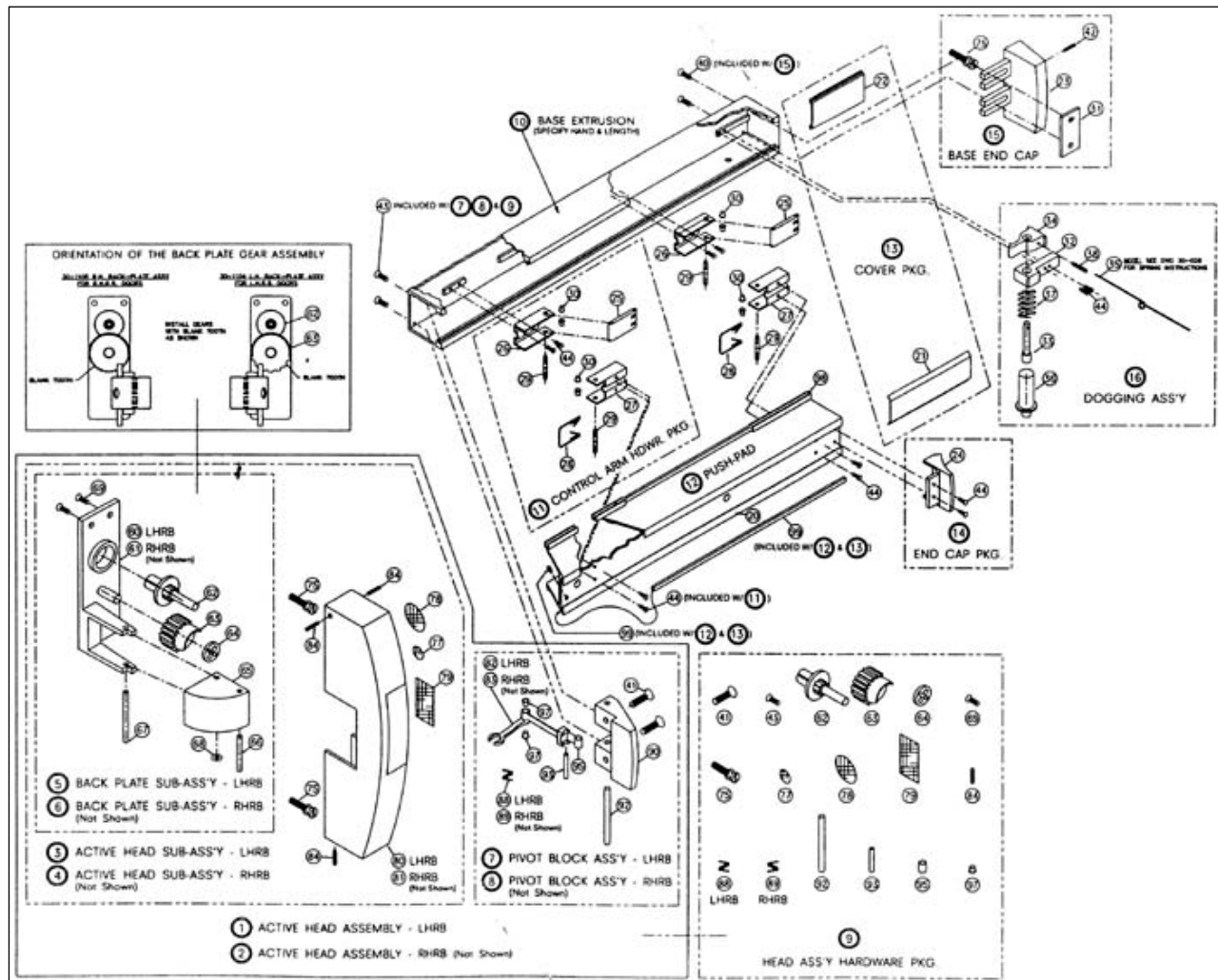
Number	Part Number	Description
1	30-988	Right body & arm assembly-active - rhrb
2	30-989	Left body & arm assembly-active - lhrb
3	30-990	Left body & arm assembly-inactive - lhrb
4	30-991	Right body & arm assembly-active - rhrb
5	30-1247	Right arm assembly-active - rhrb
6	30-1248	Left arm assembly-active - lhrb
7	30-1242	Left arm assembly-inactive - lhrb
8	30-1243	Right arm assembly-inactive - rhrb
9	30-1115	Dogging pin assembly
10	30-851	Body hardware package
11	30-846	Backplate sub-assembly - rhrb
12	30-847	Backplate sub-assembly - lhrb
13	30-852	Backplate hardware package
14	30-733-PKG	Crossbar assembly
15	30-1117	Dogging pin assembly - thumbturn (optional)

**2095 Features
BEFORE 10/99
Handed
Pushbar Design**



Jackson

Rim Device



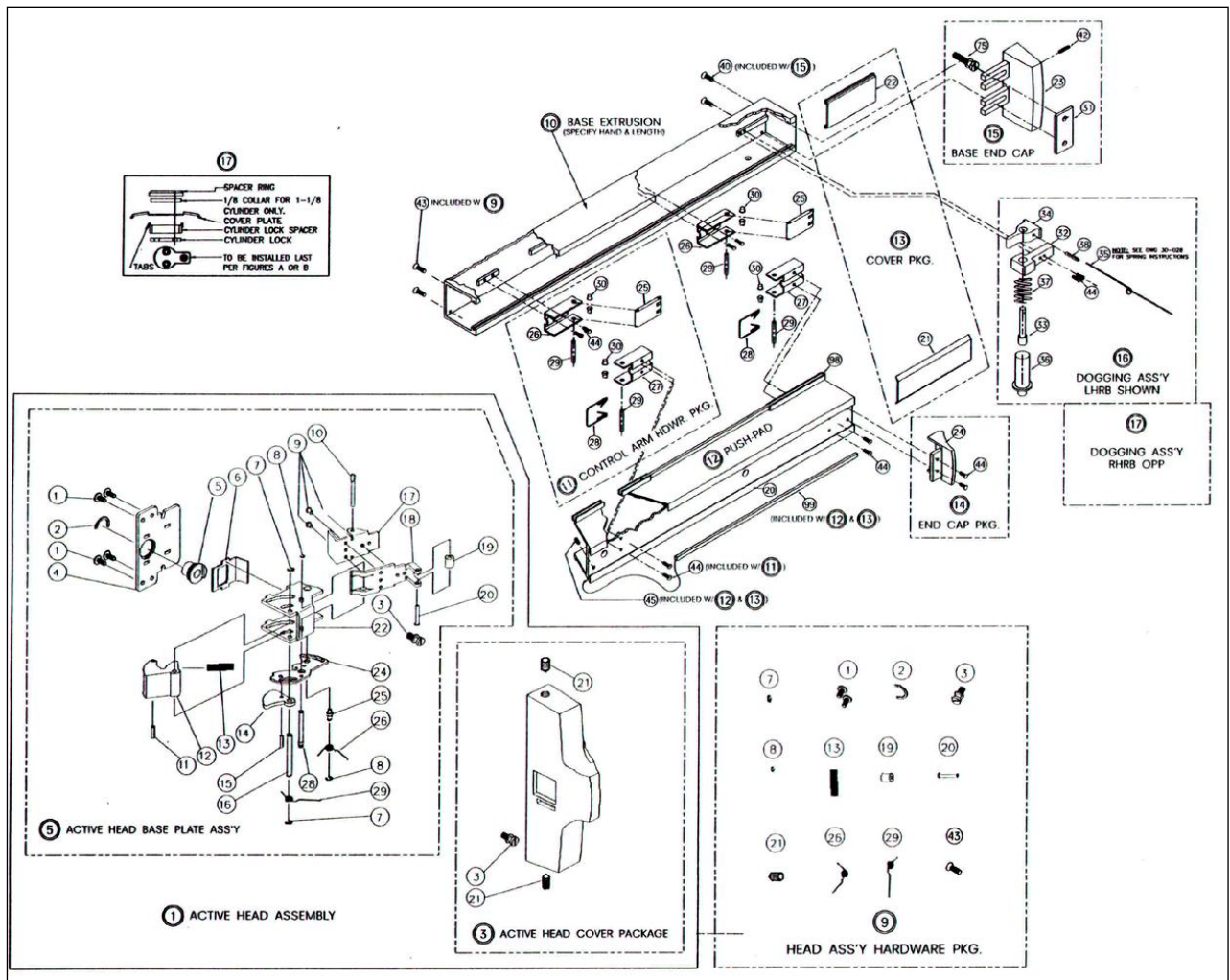
Number	Part Number	Description
1	30-1134	Complete active head assembly – lhrb
2	30-1135	Complete active head assembly – rhrb
3	30-1167	Active head sub-assembly – lhrb
4	30-1166	Active head sub-assembly – rhrb
5	30-1104	Back plate gear sub-assembly – lhrb
6	30-1105	Back plate gear sub-assembly
7	30-1147	Pivot block lever assembly – lhrb
8	30-1140	Pivot block lever assembly – rhrb
9	30-1086	Head assembly hardware package
11	30-1064	Control arm hardware package
12	30-1048-PKG	Push-pad package
13	30-1063	Cover plate package
14	30-1265	Push-pad end cap package
15	30-1266	Base end cap package
16	30-1213	Dogging assembly

**2095 Features
AFTER 10/99
Handed
Pushbar Design**



Jackson

Rim Device



Number	Part Number	Description
1	30-2622	Complete active head assembly
3	30-2627	Active head cover package
5	30-2635	Active head base plate assembly
9	30-2610	Head assembly hardware package
11	30-1064	Control arm hardware package
12	30-1048-PKG	Push-pad package
13	30-1063	Cover plate package
14	30-1265	Push-pad end cap package
15	30-1266	Base end cap package
16	30-2467	Dogging assembly (lhrb) shown
17	30-2462	Dogging assembly (rhrb)

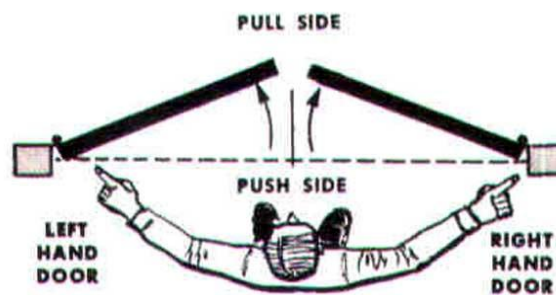
VON DUPRIN

Concealed Pages 39 ~ 49

Mortise Pages 50 ~ 54

Rim Pages 55 ~ 62

Surface Pages 63 ~ 75



3347 Series Features
Pushbar Design
Non-Handed
Narrow Stile

VON DUPRIN

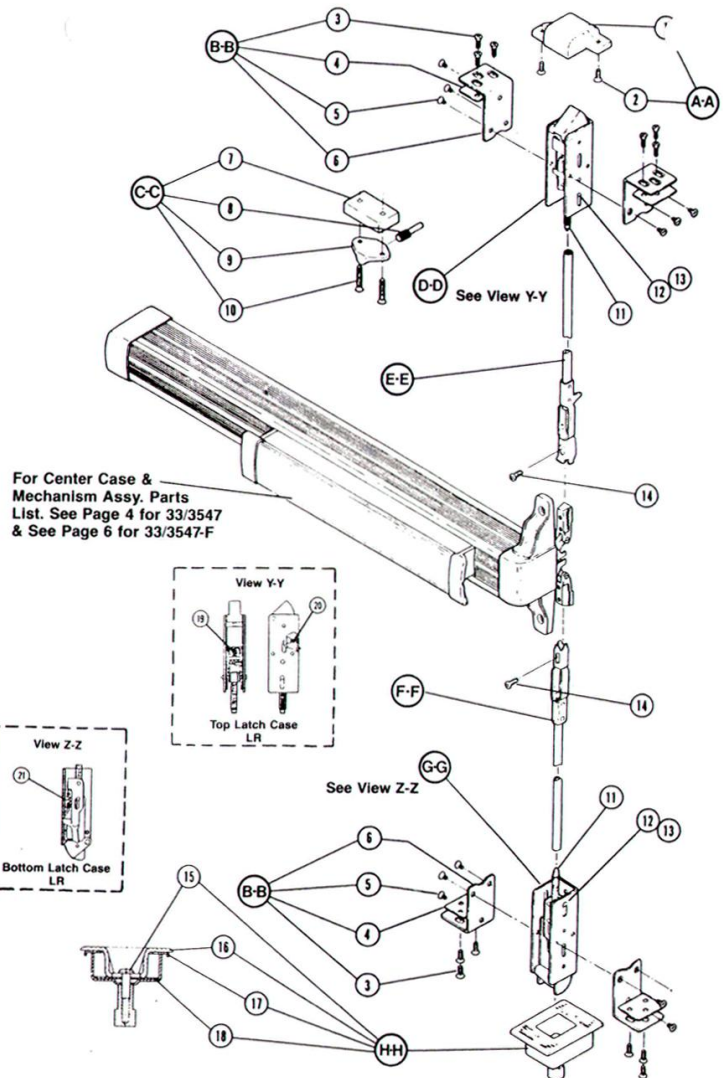
Concealed Vertical Rod Device



Parts List-3347/3547 & 3347-F/3547-F Vertical Rod Device

Item	Qty.	Part No.	Description	
A-A	1	030383	338 Strike	
B-B	2	109324	Latch Mounting Bracket Assy.	
C-C	1	106216	Ratchet Release Assy.-Brs. Mtg. Screws	X
C-C	1	106222	Ratchet Release Assy.-St. Stil. Mtg. Screws	X
D-D	1	109759	Top Latch Case Assy.	
E-E	1	110362	Top Rod Assy.	
F-F	1	106218	Bottom Rod Assy.	
G-G	1	106780	Bottom Latch Case Assy.	
H-H	1	030385	385-A Strike Assy.	
1	1	967130	Strike Body	
2	2	963015	#10-24 x 1/2" FPHMS	
3	12	963075	#10-24 x 1/2" FPHMS-Undercut	
4	4	968850	Latch Case Mounting Shim	
5	12	963128	#10-32 x 1/4" FPHMS-Undercut	
6	4	968849	Latch Case Mounting Bracket	
7	1	967225	Housing Spacer for Ratchet Release	X
8	1	967140	Ratchet Release Screw	
9	1	967141	Ratchet Release Housing	X
10	2	963119	#10-24 x 1" OPHMS-Brs.	X
10	2	963120	#10-24 x 1" OPHMS-St. Stil.	X
11	2	967118	Rod Connecting Screw	
12	2	967448	Latch Linkage Pin	
13	2	963822	Retaining E-Ring-Truarc #5133-15	
14	2	968741	Adjustment Screw	
15	1	063860	1/4"-20 x 7/16" BHSCS-Nylok	
16	1	967434	Adjustable Strike Body	
17	1	967431	Shim, Carpet-Optional	
18	6	967432	Shim, Base	
19	1	967125	Latch Spring	
20	1	967116	Ratchet Lever Spring	
21	1	967826	Bolt Return Spring	

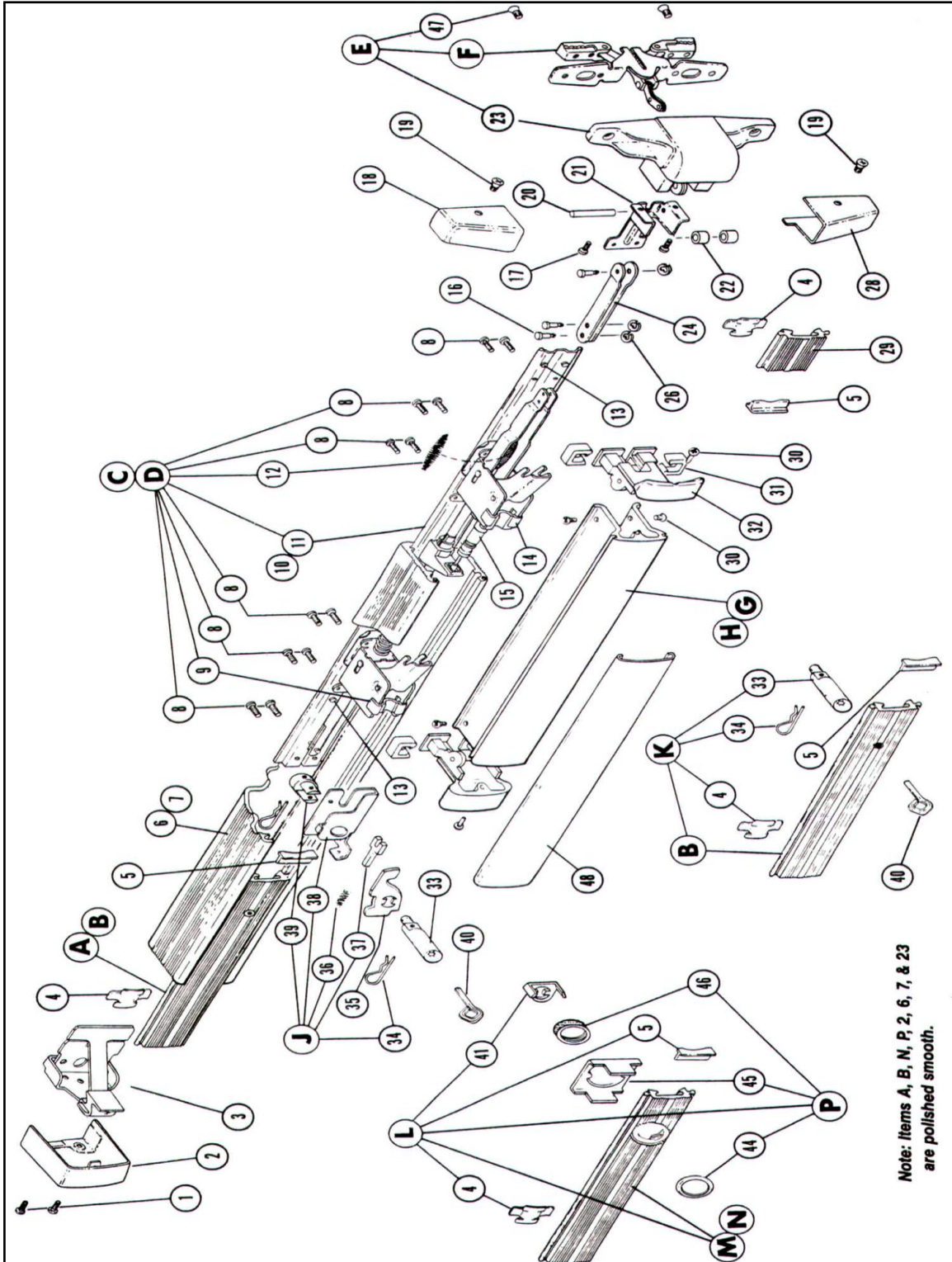
X Designates items that are finished.



3347 Series Features
Pushbar Design
Non-Handed
Narrow Stile

VON DUPRIN

Concealed Vertical Rod Device



3347 Series Features
Pushbar Design
Non-Handed
Narrow Stile

VON DUPRIN

Concealed Vertical Rod Device



Item	Qty.	Part No.	Description	
*A	1	110664	Std. Cover Plate Assy.-2'6"-3'0" Door	X
*B	1	110665	Std. Cover Plate Assy.-3'1"-4'0" Door	X
C	1	110760	Base Plate Assy.-2'6"-3'0" Door	
D	1	110761	Base Plate Assy.-3'1"-4'0" Door	
E	1	108761	Center Case Assy.	X
F	1	108713	Center Case Sub-Assy.	
G	1	108823	Push Bar Sub-Assy.-2'6"-3'0" Door	X
H	1	108824	Push Bar Sub-Assy.-3'1"-4'0" Door	X
J	1	107970	Dogging Sub-Assy.	
K	1	050114	CD Conversion Kit-Key	X
L	1	050115	CD Conversion Kit-Cylinder	X
M	1	110673	CD Cover Plate Assy.-2'6"-3'0" Door	X
N	1	110674	CD Cover Plate Assy.-3'1"-4'0" Door	X
P	1	107813	Cylinder Hardware Assy.	X
1	3	964230	#8-32 x 3/8" OPHMS	X
* 2	1	970556	Mech. Case End Cap	X
3	1	111955	Mech. Case Mounting Bracket	
4	2	967093	Anti-Rattle Spring	
5	2	966268	Cover Bearing Insert	
* 6	1	968638	Mech. Case-2'6"-3'0" Door	X
* 7	1	968639	Mech. Case-3'1"-4'0" Door	X
8	10	963094	#8-32 x 3/8" PPHMS	
9	1	970079	Bearing Strip	
10	1	970433	Base Plate-2'6"-3'0" Door	
11	1	970434	Base Plate-3'1"-4'0" Door	
12	1	968555	Latch Return Spring	
13	4	970183	Rubber Bumper	
14	1	969612	Holder	
15	1	969613	Shock Absorber	
16	3	969520	Control Link Pin	
17	2	963712	#8-32 x 3/8" PPHMS-Thd. Form.	
18	1	968283	Center Case Cover-RH	X

Item	Qty.	Part No.	Description	
19	2	956011	#8-32 x 1/4" UFPHMS	X
20	1	945501	Axle	
21	1	969290	Base Plate Extension	
22	2	968674	Cam Lever Spacer	
23	1	968394	Center Case Mach.	
24	1	968391	Control Link Extension	
26	4	964066	Retaining Ring-Truarc #T5304-18	
27	2	963789	#8-32 x 1/4" FPHMS-Under Cut	
28	1	966282	Center Case Cover-LH	X
*29	1	968430	Center Case Cover Plate	X
30	6	964041	#8-18 x 1/2" FPHSMS-Type AB	
31	2	968496	Push Bar Guide	
32	2	968533	Push Bar End Cap	
33	1	968112	Dogging Shaft	
34	2	963909	#22 Hitch Pin	
35	1	969941	Dogging Hook	
36	1	966384	Dogging Spring	
37	1	968115	Dogging Spring Guide	
38	1	968117	Dogging Housing	
39	1	968114	Dogging Axle	
40	1	959066	Special Hex Key	
41	1	968116	CD Actuator-Cylinder Dogging	
44	1	961267	Cylinder Collar	X
45	1	967032	Cylinder Locating Washer	
46	1	959010	Cylinder Lock Nut	
47	2	963096	#8-32 x 3/8" FPHMS-Thd. Form.-Type C	
48	1	067016	Std. Push Bar Trim-2'6"-3'0" Door	X
48	1	067023	Std. Push Bar Trim-3'1"-4'0" Door	X
48	1	067116	Knurled Push Bar Trim-2'6"-3'0" Door	X
48	1	067123	Knurled Push Bar Trim-3'1"-4'0" Door	X
48	1	067216	Embossed Push Bar Trim-2'6"-3'0" Dr.	X
48	1	067223	Embossed Push Bar Trim-3'1"-4'0" Dr.	X
			Device Mtg. Screw Pkg.-1 3/4" Thk. Door	
			Device Mtg. Screw Pkg.-2 1/4" Thk. Door	

X Designates items that are finished.

**Note: For 3547 Device use all part numbers listed for 3347 Device except those listed below.*

Parts List-

3547 Concealed Vertical Device

Item	Qty.	Part No.	Description	
A	1	111545	Std. Cover Plate Assy.-2'6"-3'0" Door	X
B	1	111546	Std. Cover Plate Assy.-3'1"-4'0" Door	X
2	1	970557	Mech. Case End Cap	X
6	1	970193	Mech. Case-2'6"-3'0" Door	X
7	1	970194	Mech. Case-3'1"-4'0" Door	X
29	1	111557	Center Case Cover Plate	X

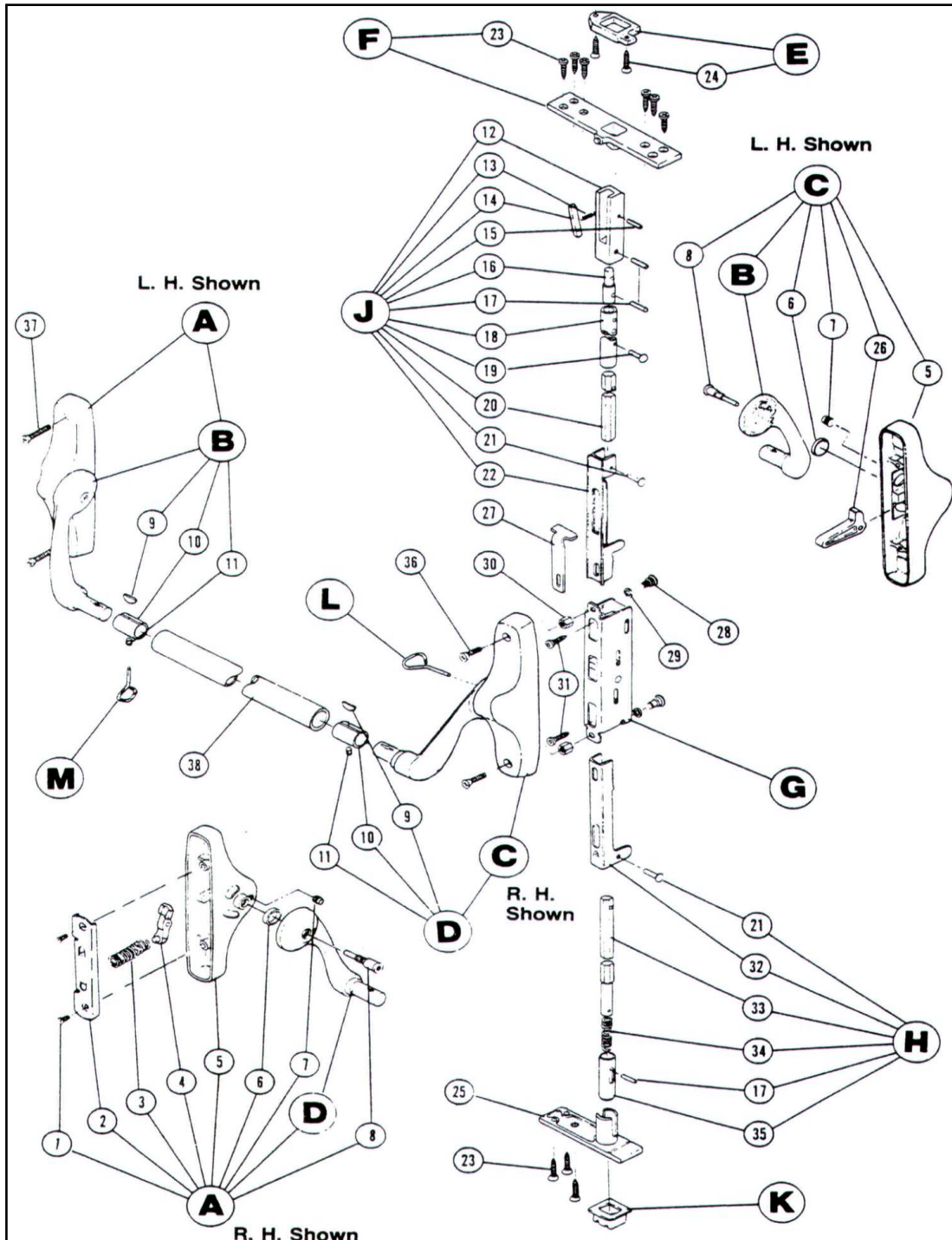
X Designates items that are finished.

**THIS
PAGE
LEFT
BLANK
INTENTIONALLY**

5547 Series Features
Crossbar Design
Handed
Narrow Stile

VON DUPRIN

Concealed Vertical Rod Device



5547 Series Features
Crossbar Design
Handed
Narrow Stile

VON DUPRIN

Concealed Vertical Rod Device



Item	Qty.	Part No.	Description	
A	1	101140	End Case Assy.-RH Bronze	X
A	1	101141	End Case Assy.-RH Aluminum	X
A	1	101142	End Case Assy.-RH St. Steel	X
A	1	101143	End Case Assy.-LH Bronze	X
A	1	101144	End Case Assy.-LH Aluminum	X
A	1	101145	End Case Assy.-LH St. Steel	X
B	1	101134	Lever Arm Assy.-LH Bronze	X
B	1	101135	Lever Arm Assy.-LH Aluminum	X
B	1	101136	Lever Arm Assy.-LH St. Steel	X
C	1	101220	Center Case Assy.-RH Bronze	X
C	1	101221	Center Case Assy.-RH Aluminum	X
C	1	101222	Center Case Assy.-RH St. Steel	X
C	1	101229	Center Case Assy.-LH Bronze	X
C	1	101230	Center Case Assy.-LH Aluminum	X
C	1	101231	Center Case Assy.-LH St. Steel	X
D	1	101137	Lever Arm Assy.-RH Bronze	X
D	1	101138	Lever Arm Assy.-RH Aluminum	X
D	1	101139	Lever Arm Assy.-RH St. Steel	X
E	1	030655	471 Strike Assy.	
F	1	100316	Top Plate Assy.	
G	1	101190	Rod Control Housing Assy.	
H	1	102551	Bottom Rod Assy.	
J	1	104759	Top Rod Assy. (6'8"-8'0")	
K	1	030659	304L Strike	
L	1	103866	Reversing Package	
M	1	103868	Wedge Tite Package	
1	2	963094	#8-32 x 3/16" Long PPHMS Thd. Form.	
2	1	959969	Back Plate	
3	1	960745	End Case Spring	
4	1	109826	Spring Lever Sub-Assy.	
5	2	959909	Center & End Case-Bronze	X
5	2	959996	Center & End Case-Aluminum	X
5	2	960638	Center & End Case-St. Steel	X
6	2	959986	Bushing	
7	2	965827	Dog Screw	
8	2	960255	Retaining Screw	
9	2	956520	Ring Wedge	
10	2	965676	Tube Attaching Ring	

Item	Qty.	Part No.	Description	
11	2	963851	3/16"-18 x 3/8" Set Screw	
12	1	954640	Top Bolt	
13	1	953360	Trigger Spring	
14	1	969167	Top Bolt Trigger	
15	1	963130	1/8" x 3/8" Roll Pin	
16	1	966625	Rod & Bolt Connector	
17	3	963131	3/16" x 3/8" Roll Pin	
18	1	966170	Top Rod Tube	
19	1	967224	Rod Connector Rivet	
20	1	966644	Top Rod-Adjustable	
21	2	960049	Rod Connector Pin	
22	1	101149	Rod Connector Assy.	
23	6	965294	#12-12 x #12-24 x 1" UFPH Comb. Screw	
**24	2	965442	#8-16 x #8-32 x 1" UFPHCS	
25	1	966165	Bottom Bolt Guide	
26	1	109861	Control Lever Sub-Assy.	
27	1	959563	Cylinder Latch Release RHR	
27	1	960109	Cylinder Latch Release LHR	
**28	2	961136	Sex Bolt Head-Aluminum Doors Only	
**29	2	963027	#12 SAE Washer-Aluminum Doors Only	
**30	2	961137	Sex Bolt Anchor-Aluminum Doors Only	
**30	2	966703	Hex Stud-Reinforced Hollow Metal Doors	
**31	2	963125	#10-24 x 3/4" BSHCS w/Nylok Insert	
32	1	961152	Bottom Connector	
33	1	961039	Bottom Rod	
34	1	958627	Bottom Bolt Spring	
35	1	952790	Bottom Bolt	
*36	2	963024	#12-24 x 1/2" OPHMS-Bronze	X
*36	2	963025	#12-24 x 1/2" OPHMS-St. Steel	X
*37	2	963122	#12-24 x 3/4" OPHMS-Bronze	X
*37	2	963123	#12-24 x 3/4" OPHMS-St. Steel	X
38			For complete list of Cross Bar Tube sizes and part no.'s, see Item #23 on Page 10.	
*	1	900520	Mtg. Screw Package	X
**	1	900539	Mtg. Screw Package	
***	1	900286	471-U Strike Mtg. Screw Package	

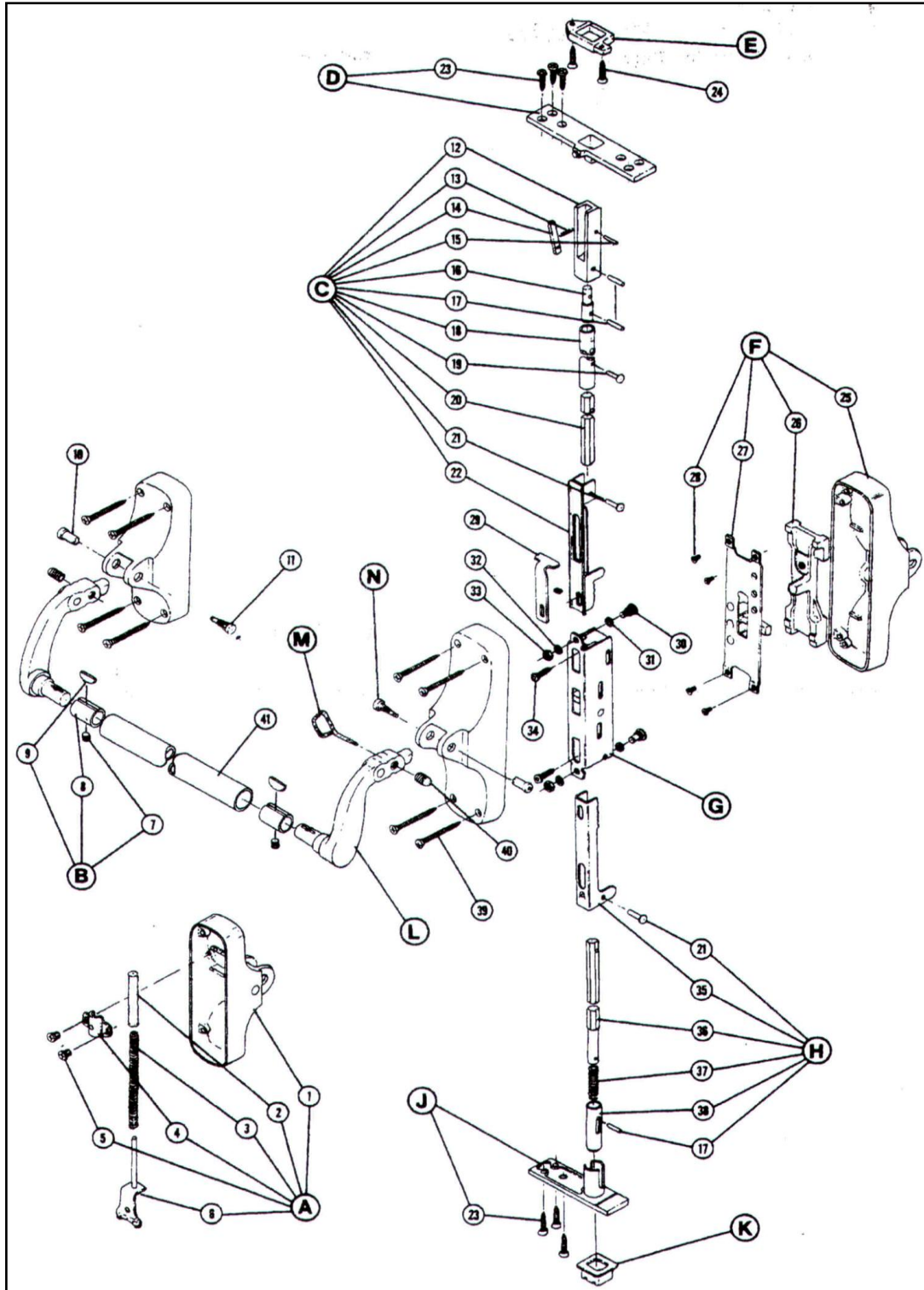
X Designates items that are finished.

Note: For ordering parts provide the part number, description, total quantity and finish required.

8847 Series Features
Crossbar Design
Handed
Wide Stile

VON DUPRIN

Concealed Vertical Rod Device



8847 Series Features
Crossbar Design
Handed
Wide Stile

VON DUPRIN

Concealed Vertical Rod Device



Item	Qty.	Part No.	Description	
A	1	101713	End Case Assy.-Brz.	X
A	1	101714	End Case Assy.-Alum.	X
A	1	101715	End Case Assy.-St. Stl.	X
B	1	100729	Lever Arm Assy.-LH-Brz.	X
B	1	100746	Lever Arm Assy.-LH-Alum.	X
B	1	101487	Lever Arm Assy.-LH-St. Stl.	X
C	1	104759	Top Rod Assy.	
D	1	100318	Top Plate Assy.	
E	1	030655	471 Strike Assy.	
F	1	103397	Center Case Assy.-Brz.	X
F	1	103398	Center Case Assy.-Alum.	X
F	1	103399	Center Case Assy.-St. Stl.	X
G	1	101190	Rod Control Housing Assy.	
H	1	102551	Bottom Rod Assy.	
J	1	105019	Bottom Bolt Guide Assy.	
K	1	030659	304-L Strike Assy	
L	1	100744	Lever Arm Assy.-RH-Brz	X
L	1	100747	Lever Arm Assy.-RH-Alum.	X
L	1	101486	Lever Arm Assy.-RH-St. Stl.	X
M	1	103868	Wedge Tite Package	
N	1	103865	Lever Arm Axle Package	
1	1	960517	End Case-Brz.	X
1	1	960518	End Case-Alum.	X
1	1	960519	End Case-St. Stl.	X
2	1	951081	Spring Tube	
3	1	953630	Spring	
4	1	951910	Spring Tube Bracket	
5	2	963094	#8-32 x 3/8" PPHMS-Thd. Form.	
6	1	107682	Spring Stop Sub-Assy.	
7	2	963851	Wedge Tite Adaptor Screw (3/16"-18 x 3/8" Set Scr.)	
8	2	965676	Tube Attaching Ring	
9	2	956520	Attaching Ring Wedge	
10*	2	969573	88 Axle-Female	
11*	2	969572	88 Axle-Male	
12	1	964640	Top Bolt	
13	1	953360	Trigger Spring	
14	1	969167	Top Bolt Trigger	
15	1	963130	1/8" x 3/8" Roll Pin	
16	1	966625	Rod and Bolt Connector	

Item	Qty.	Part No.	Description	
17	3	963131	3/16" x 3/8" Roll Pin	
18	1	966170	Top Rod Tube	
19	1	967224	Rod Connector Rivet	
20	1	966644	Adjustable Top Rod	
21	2	960049	Rod Connector Pin	
22	1	101149	Connector and Retainer Assembly	
23	6	965294	#12-12 x 12-24 x 1/2" x 1"-FPHMS	
24	2	963046	#8-32 x 1/2" FPHMS	
25	1	960528	Center Case-Brz.	X
25	1	960529	Center Case-Alum.	X
25	1	960530	Center Case-St. Stl.	X
26	1	103392	Latch Control Assy.	
27	1	103390	Backplate Assy.	
28	4	963096	8-32 x 3/4" Lg. PPHMS-Self Tap	
29	1	959563	Cylinder Release Bracket-RH	
29	1	960109	Cylinder Release Bracket-LH	
30	2	961136	Sex Bolt Head	
31	2	963027	1/4" I.D. SAE Flat Washer-If needed	
32	2	963593	#12 Split Lockwasher	
33	2	963169	#12-24 Hex Nut	
34	2	963125	#12-24 x 3/4" SBHCS w/Nylon Insert	
35	1	961152	Bottom Connector	
36	1	961036	Bottom Rod	
37	1	958627	Bottom Bolt Spring	
38	1	952790	Bottom Bolt	
39**	8	965291	#10-12 x 10-24 x 2" OPHCS-Brz	X
39**	8	965292	#10-12 x 10-24 x 2" OPHCS-St. Stl	X
40	2	968485	Dog Screw	
41	1	060275	Cross Bar Tube-Std.-27 1/2" Lg.	X
41	1	061275	Cross Bar Tube-Knurled-27 1/2" Lg.	X
41	1	060295	Cross Bar Tube-Std.-29 1/2" Lg.	X
41	1	061295	Cross Bar Tube-Knurled-29 1/2" Lg.	X
41	1	060360	Cross Bar Tube-Std.-36" Lg.	X
41	1	061360	Cross Bar Tube-Knurled-36" Lg.	X
41	1	060420	Cross Bar Tube-Std.-42" Lg.	X
41	1	061420	Cross Bar Tube-Knurled-42" Lg.	X
41	1	060500	Cross Bar Tube-Std.-(Longer than 42")	X
41	1	061500	Cross Bar Tube-Knurled-(Longer than 42")	X
*	1	103865	Lever Arm Axle Package	
**	1	900500	Mounting Screw Package	X


X designates items that are finished.

Note: For ordering parts provide the part number, description, total quantity and finish required.

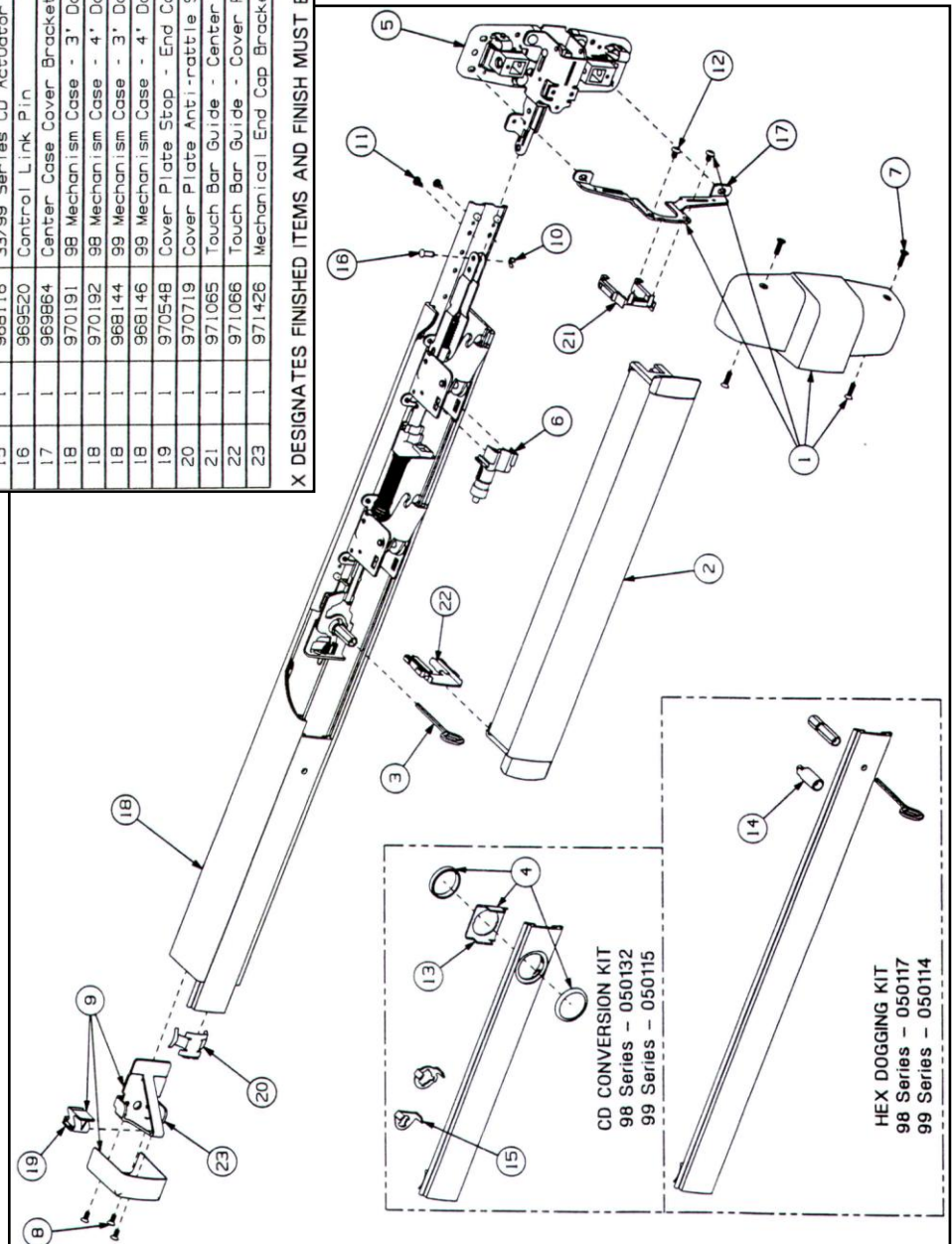
9847 Series Features
Pushbar Design
Non-Handed
Wide Stile

VON DUPRIN

Concealed Vertical Rod Device



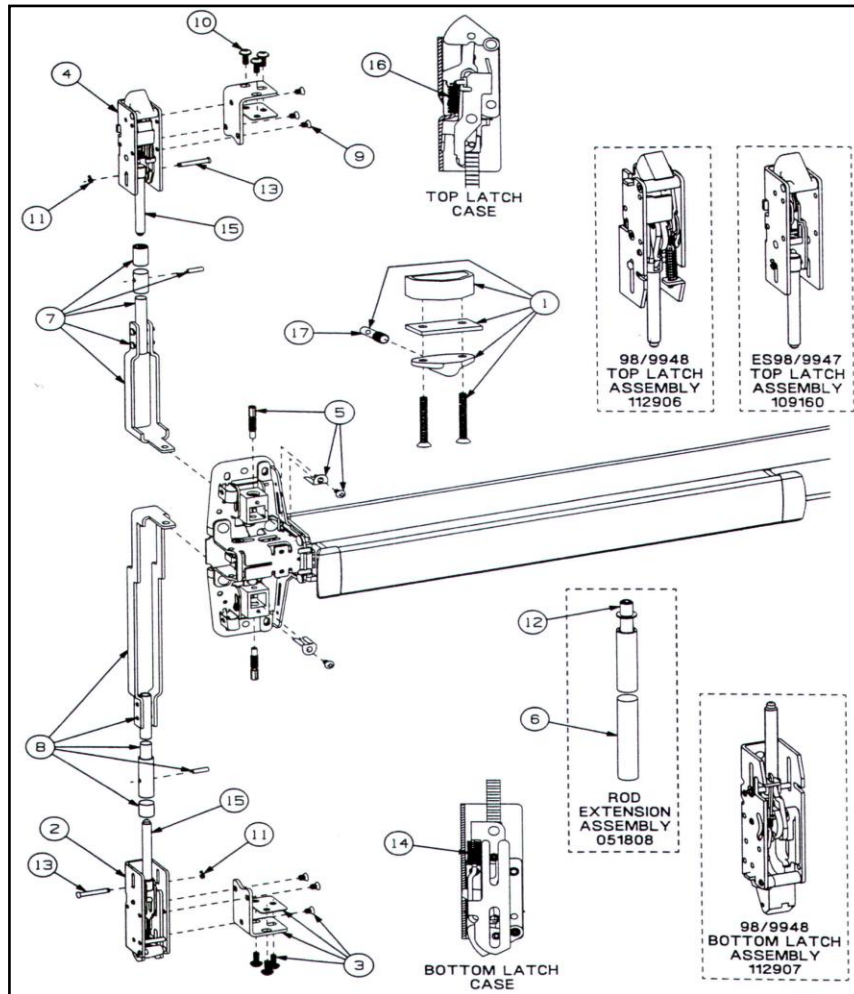

ITEM NO.	QTY	PART NO.	DESCRIPTION	FINISH
1	1	050073	98/9947 & 98/9947-F Center Case Cover Kit	X
2	1	050160	98/99 Series Push Bar Retrofit Kit - 3' Door	X
2	1	050161	98/99 Series Push Bar Retrofit Kit - 4' Door	X
3	1	090085	227 Dog Key 5/32" Hex (Pack of 10)	
4	1	107813	98/99 Series Cylinder Mtg. Hardware Assembly	X
5	1	110838	98/9947 & 98/9947-F Center Case Less Cover	
6	1	112727	Shock Absorber & Holder Assembly	
7	1	900892	98/99 Center Case Cover Screw Pkg. (Pack of 4)	X
8	1	900901	Mechanism End Cap Screw Pkg. (Pack of 3)	X
9	1	900905	98/99 Series End Cap and Bracket Assembly	X
10	1	964066	Retaining Ring	
11	2	964390	#8-32 x 5/16" PPHMS	
12	2	964166	#12-24 x 1/2" PPHMS T/Out	
13	1	967032	Cylinder Locking Washer - CD/SS	
14	1	968112	33/99 Series Hex Dog Shaft	
15	1	968116	33/99 Series CD Actuator Arm	
16	1	969520	Control Link Pin	
17	1	969864	Center Case Cover Bracket	
18	1	970191	98 Mechanism Case - 3' Door	X
18	1	970192	98 Mechanism Case - 4' Door	X
18	1	968144	99 Mechanism Case - 3' Door	X
18	1	968146	99 Mechanism Case - 4' Door	X
19	1	970548	Cover Plate Stop - End Cap	
20	1	970719	Cover Plate Anti-rattle Spring	
21	1	971065	Touch Bar Guide - Center Case	
22	1	971066	Touch Bar Guide - Cover Plate	
23	1	971426	Mechanical End Cap Bracket	



X DESIGNATES FINISHED ITEMS AND FINISH MUST BE SPECIFIED WHEN ORDERING

Concealed Vertical Rod Device

9847 Series Features
Pushbar Design
Non-Handed
Wide Stile




ITEM NO.	QTY	PART NO.	DESCRIPTION	FINISH
1	1	106222	98/9947 & 98/9947-F Ratchet Release Assembly	X
2	1	106780	98/9947 & 98/9947-F Bottom Latch Case	
3	2	109324	98/9947 & 98/9947-F Latch Mtg. Bracket Assy	
4	1	109759	98/9947 & 98/9947-F Top Latch Case	
5	2	109811	98/9947 & 98/9947-F Rod Adjusting Screw Pkg.	
6	1	110363	Universal Rod Extension	
7	1	110375	98/9947 & 98/9947-F Adj. Top Rod 6'8"-8'4" Door	
8	1	112342	98/9947 & 98/9947-F Bottom Rod	
9	12	963128	Latch Bracket Mounting Screw (Latch)	
10	12	963155	Latch Bracket Mounting Screw (Door)	
11	1	964085	Retaining Ring	
12	1	964171	Rod Extension Connector	
13	1	967448	Latch Link Pin	
14	1	967826	Bolt Return Spring	
15	1	969252	Rod Connecting Screw	
16	1	971050	Compression Spring	
17	1	971584	Ratchet Release Screw	

X DESIGNATES FINISHED ITEMS AND FINISH MUST BE SPECIFIED WHEN ORDERING

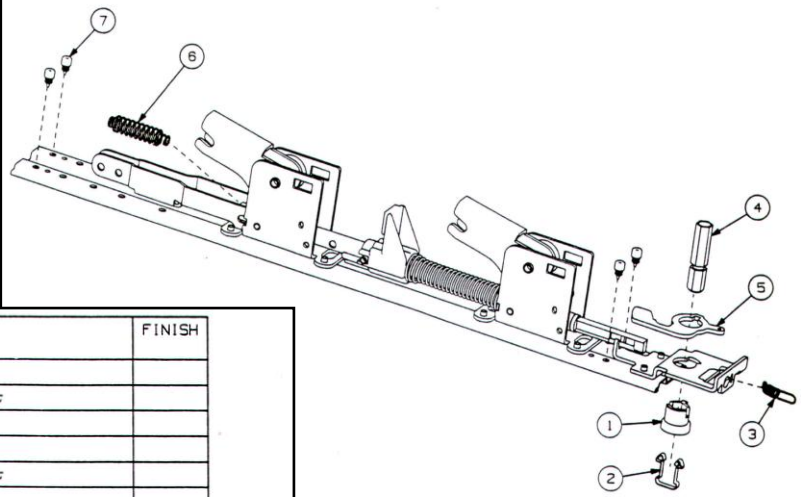
9847 Series Features
Pushbar Design
Non-Handed
Wide Stile

VON DUPRIN

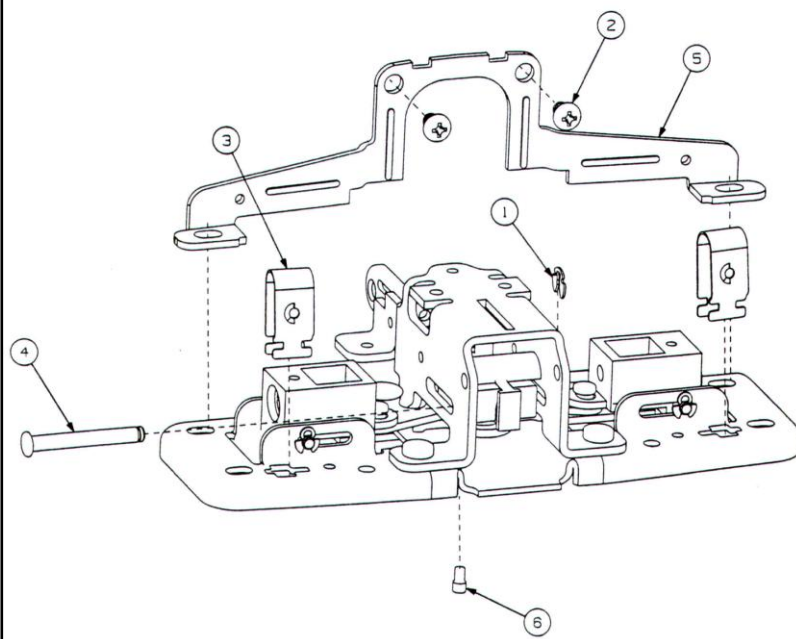
Concealed Vertical Rod Device



ITEM NO.	QTY	PART NO.	DESCRIPTION	FINISH
1	1	971495	Dogging Adaptor	
2	1	971494	Dogging Adaptor Spring	
3	1	971493	Dogging Spring	
4	1	971492	Hex Dogging Shaft	
5	1	971491	Dogging Hook	
6	1	971351	Latch Return Spring	
7	4	971308	Rubber Bumper	



ITEM NO.	QTY	PART NO.	DESCRIPTION	FINISH
1	1	964066	Retaining Ring	
2	2	964166	#12-24 x 1/2" PPHMS T/Cut	
3	2	968101	Cover Retaining Clip	
4	1	969467	Latchbolt Pin	
5	1	969864	Center Case Cover Bracket	
6	1	970441	NL Drive Screw	



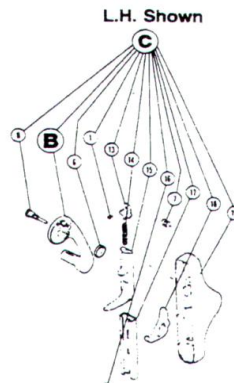
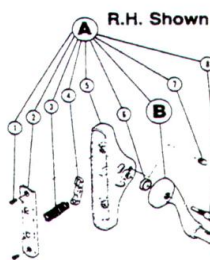
5575 Series Features
Crossbar Design
Handed
Field Sizeable
Narrow Stile

VON DUPRIN
Mortise Device

Parts List—5575 Mortise Lock Device

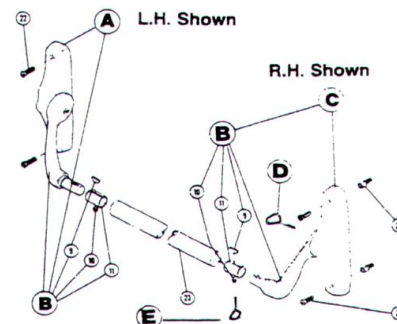
Item	Qty.	Part No.	Description	
A	1	101140	End Case Assy.—RH Bronze	X
A	1	101141	End Case Assy.—RH Aluminum	X
A	1	101142	End Case Assy.—RH St. Steel	X
A	1	101143	End Case Assy.—LH Bronze	X
A	1	101144	End Case Assy.—LH Aluminum	X
A	1	101145	End Case Assy.—LH St. Steel	X
B	1	101134	Lever Arm Assy.—LH Bronze	X
B	1	101135	Lever Arm Assy.—LH Aluminum	X
B	1	101136	Lever Arm Assy.—LH St. Steel	X
B	1	101137	Lever Arm Assy.—RH Bronze	X
B	1	101138	Lever Arm Assy.—RH Aluminum	X
B	1	101139	Lever Arm Assy.—RH St. Steel	X
C	1	109944	Center Case Assy.—RH Bronze	X
C	1	109945	Center Case Assy.—RH Aluminum	X
C	1	109946	Center Case Assy.—RH St. Steel	X
C	1	109947	Center Case Assy.—LH Bronze	X
C	1	109948	Center Case Assy.—LH Aluminum	X
C	1	109949	Center Case Assy.—LH St. Steel	X
D	1	103866	Reversing Package	
E	1	103868	Wedge Tite Package	
1	3	963094	#8-32 x 5/16" Long PPHMS—Thd. Form.	
2	1	959969	Back Plate	
3	1	960745	End Case Spring	
4	1	109826	Spring Lever Sub-Assy.	
5	1	959909	End Case—Bronze	X
5	1	959996	End Case—Aluminum	X
5	1	960638	End Case—St. Steel	X
6	2	959986	Bushing	
7	2	965827	Dog Screw	
8	2	960255	Retaining Screw	

Item	Qty.	Part No.	Description	
9	2	956520	Ring Wedge	
10	2	963851	5/16"-18 x 5/8" Soc. Hd. Set Screw	
11	2	965676	Tube Attaching Ring	
13	1	965301	Spring Anchor	
14	1	965300	Latch Release Spring	
15	1	969199	Lift Member	
16	1	963789	#8-32 x 1/4" FPHMS Undercut Thd. Form.	
17	1	965279	Lift Member Guide	
18	1	965299	Lift Member Lever	
19	1	965302	Center Case—Bronze	X
19	1	965303	Center Case—Aluminum	X
19	1	965304	Center Case—St. Steel	X
*20	2	966703	Hex Stud	
*21	2	963586	#12-24 x 5/8" OPHMS—Bronze	X
*21	2	963672	#12-24 x 5/8" OPHMS—St. Steel	X
*22	2	963122	#12-24 x 3/4" OPHMS—Bronze	X
*22	2	963123	#12-24 x 3/4" OPHMS—St. Steel	X
23	1	060275	Cross Bar Tube—Std.—27 1/2" Long	X
23	1	061275	Cross Bar Tube—Knurled—27 1/2" Long	X
23	1	060295	Cross Bar Tube—Std.—29 1/2" Long	X
23	1	061295	Cross Bar Tube—Knurled—29 1/2" Long	X
23	1	060360	Cross Bar Tube—Std.—36" Long	X
23	1	061360	Cross Bar Tube—Knurled—36" Long	X
23	1	060420	Cross Bar Tube—Std.—42" Long	X
23	1	061420	Cross Bar Tube—Knurled—42" Long	X
23	1	060500	Cross Bar Tube—Custom—Std. (longer than 42")	X
23	1	061500	Cross Bar Tube—Custom—Knurled (longer than 42")	X
*	1	900515	Mounting Screw Package	X



X Designates items that are finished.

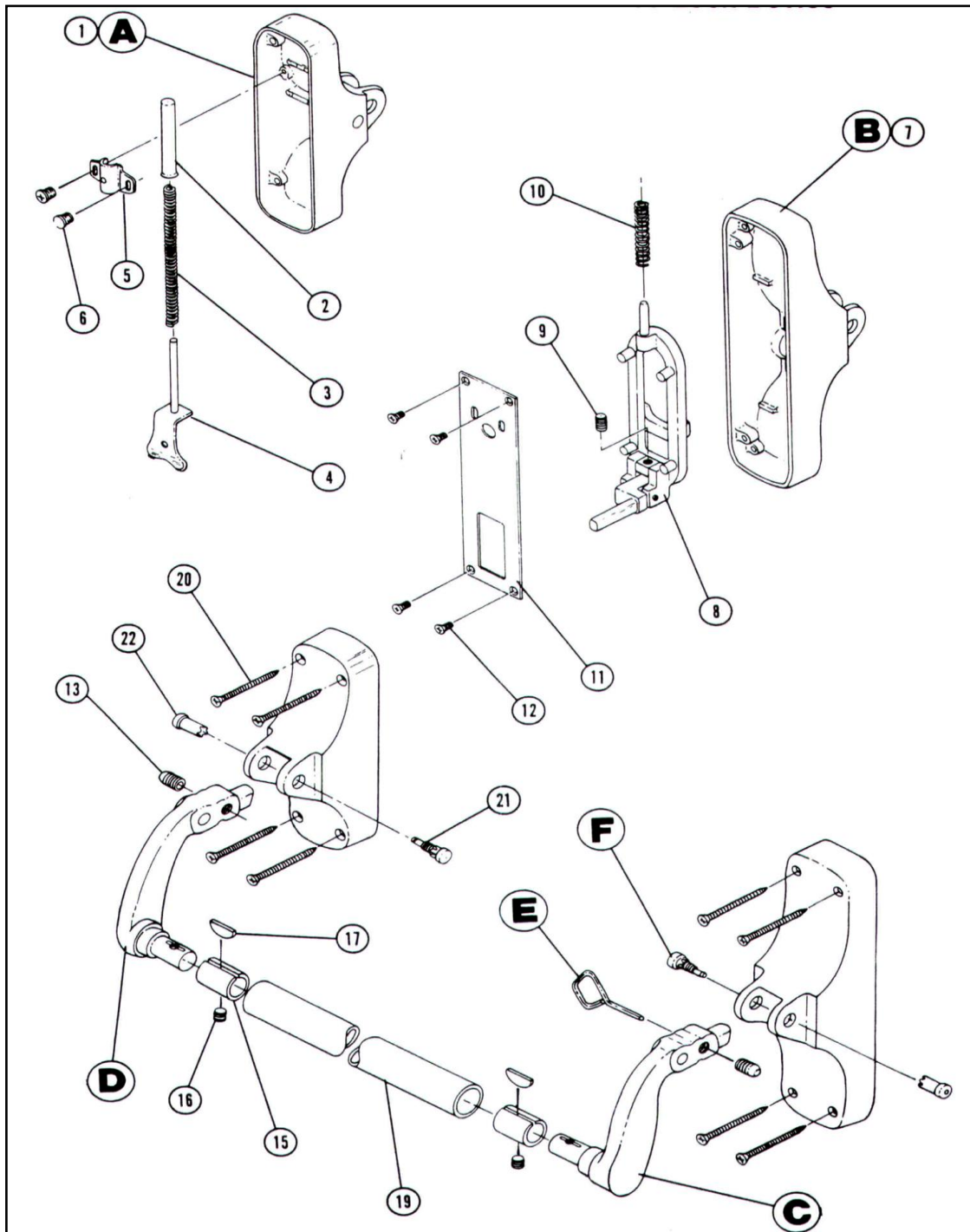
Note: For ordering parts provide the part number, description, total quantity and finish required.



8875 Series Features
Crossbar Design
Handed
Field Sizeable
Wide Stile

VON DUPRIN

Mortise Device



8875 Series Features
Crossbar Design
Handed
Field Sizeable
Wide Stile

VON DUPRIN

Mortise Device

Parts List–8875 Mortise Lock Device

Item	Qty.	Part No.	Description	
A	1	101713	End Case Assy.–Brz.	X
A	1	101714	End Case Assy.–Alum.	X
A	1	101715	End Case Assy.–St. Stl.	X
B	1	101686	Center Case Assy.–RH–Brz.	X
B	1	101687	Center Case Assy.–RH–Alum.	X
B	1	101688	Center Case Assy.–RH–St. Stl.	X
B	1	101689	Center Case Assy.–LH–Brz.	X
B	1	101690	Center Case Assy.–LH–Alum.	X
B	1	101691	Center Case Assy.–LH–St. Stl.	X
C	1	100744	Lever Arm Assy.–RH–Brz.	X
C	1	100747	Lever Arm Assy.–RH–Alum.	X
C	1	100486	Lever Arm Assy.–RH–St. Stl.	X
D	1	100729	Lever Arm Assy.–LH–Brz.	X
D	1	101486	Lever Arm Assy.–LH–Alum.	X
D	1	101487	Lever Arm Assy.–LH–St. Stl.	X
E	1	103868	Wedge Tite Key	
F	1	103865	Lever Arm Axle Package	
1	1	960517	End Case–Brz.	X
1	1	960518	End Case–Alum.	X
1	1	960519	End Case–St. Stl.	X
2	1	951081	Spring Tube	
3	1	953630	Spring	
4	1	107682	Spring Stop Sub-Assy.	
5	1	951910	Spring Tube Bracket	
6	2	963094	#8-32 × 5/16" PPHMS–Thd. Form.	
7	1	960528	Center Case–Brz.	X
7	1	960529	Center Case–Alum.	X

Item	Qty.	Part No.	Description	
7	1	960530	Center Case–St. Stl.	X
8	1	104367	Latch Control Finger Assy.–RH	
8	1	100693	Latch Control Finger Assy.–LH	
9	1	951780	Flat Point Set Screw	
10	1	958643	Spring	
11	1	960756	Back Plate	
12	4	963096	#8-32 × 3/8" PFHMS–Self Tap	
13	2	968485	Dog Screw	
15	2	965676	Tube Attaching Ring	
16	2	963851	Wedge Tite Adaptor Screw	
17	2	956520	Attaching Ring Wedge	
19	1	060275	Cross Bar Tube–Std.–27½" Lg.	X
19	1	061275	Cross Bar Tube–Knurled–Std.–27½" Lg.	X
19	1	060295	Cross Bar Tube–Std.–29½" Lg.	X
19	1	061295	Cross Bar Tube–Knurled–Std.–29½" Lg.	X
19	1	060360	Cross Bar Tube–Std.–36" Lg.	X
19	1	061360	Cross Bar Tube–Knurled–Std.–36" Lg.	X
19	1	060420	Cross Bar Tube–Std.–42" Lg.	X
19	1	061420	Cross Bar Tube–Knurled–Std.–42" Lg.	X
19	1	060500	Cross Bar Tube–Custom–(Lger. than 42")	X
19	1	061500	Cross Bar Tube–Custom–Knurled–(Lger. than 42")	X
20*	8	965291	#10-12 × 10-24 × 2" OPHCS–Brz.	X
20*	8	965292	#10-12 × 10-24 × 2" OPHCS–Alum.	X
21**	2	969572	88 Axle–Male	
22**	2	969573	88 Axle–Female	
*	1	900500	Mounting Screw Package	X
**	1	103865	Lever Arm Axle Package	

X designates items that are finished.

Note: For ordering parts provide the part number, description, total quantity and finish required.

9975 Series Features
Pushbar Design
NonHanded
Field Sizeable
Wide Stile



9975 Series Features

**Pushbar Design
NonHanded
Field Sizeable
Wide Stile**

VON DUPRIN

Mortise Device

Parts List—9975 Mortise Device

Item	Qty.	Part No.	Description	
A	1	110283	Mechanism End Cap Assy.	X
B	1	110671	Std. Cover Plate Assy. 2'6"-3'0" Door	X
C	1	110672	Std. Cover Plate Assy. 3'1"-4'0" Door	X
D	1	110760	Base Plate Assy. 2'6"-3'0" Door	
E	1	110761	Base Plate Assy. 3'1"-4'0" Door	
F	1	110840	Center Case Assy. (Less Cover)	
G	1	108823	Push Bar Sub-Assy. 2'6"-3'0" Door	X
H	1	108824	Push Bar Sub-Assy. 3'1"-4'0" Door	X
J	1	107970	Dogging Sub-Assy.	
K	1	050115	CD Conversion Kit	X
L	1	107813	Cylinder Hardware Assy.	X
M	1	050114	Std. Conversion Kit	X
N	1	110673	CD Cover Plate Assy. 2'6"-3'0" Door	X
P	1	110674	CD Cover Plate Assy. 3'1"-4'0" Door	X
1	2	963911	#8-32 x 1/2" OPHMS Thd. Cut	X
2	1	970266	Mechanism Case End Cap	X
3	1	970151	Mechanism Case Mounting Bracket	
4	1	967093	Anti-Rattle Spring	
5	1	966268	Cover Bearing Insert	
6	1	968144	Mechanism Case 2'6"-3'0" Door	X
7	1	968146	Mechanism Case 3'1"-4'0" Door	X
8	12	963094	#8-32 x 5/16" FPHMS	
9	1	970079	Bearing Strip	
10	1	970033	Base Plate 2'6"-3'0" Door	
11	1	970034	Base Plate 3'1"-4'0" Door	
12	1	968555	Latch Return Spring	
13	4	970183	Rubber Bumper	
14	1	969613	Shock Absorber	
15	1	969612	Holder	
16	1	969520	Control Link Pin	
17	1	964066	Retaining Ring (Truarc #T5304-18)	
18	1	968101	Cover Retaining Clip	
19	2	964166	#12-24 x 1/2" PPHMS T/Cut Type T	

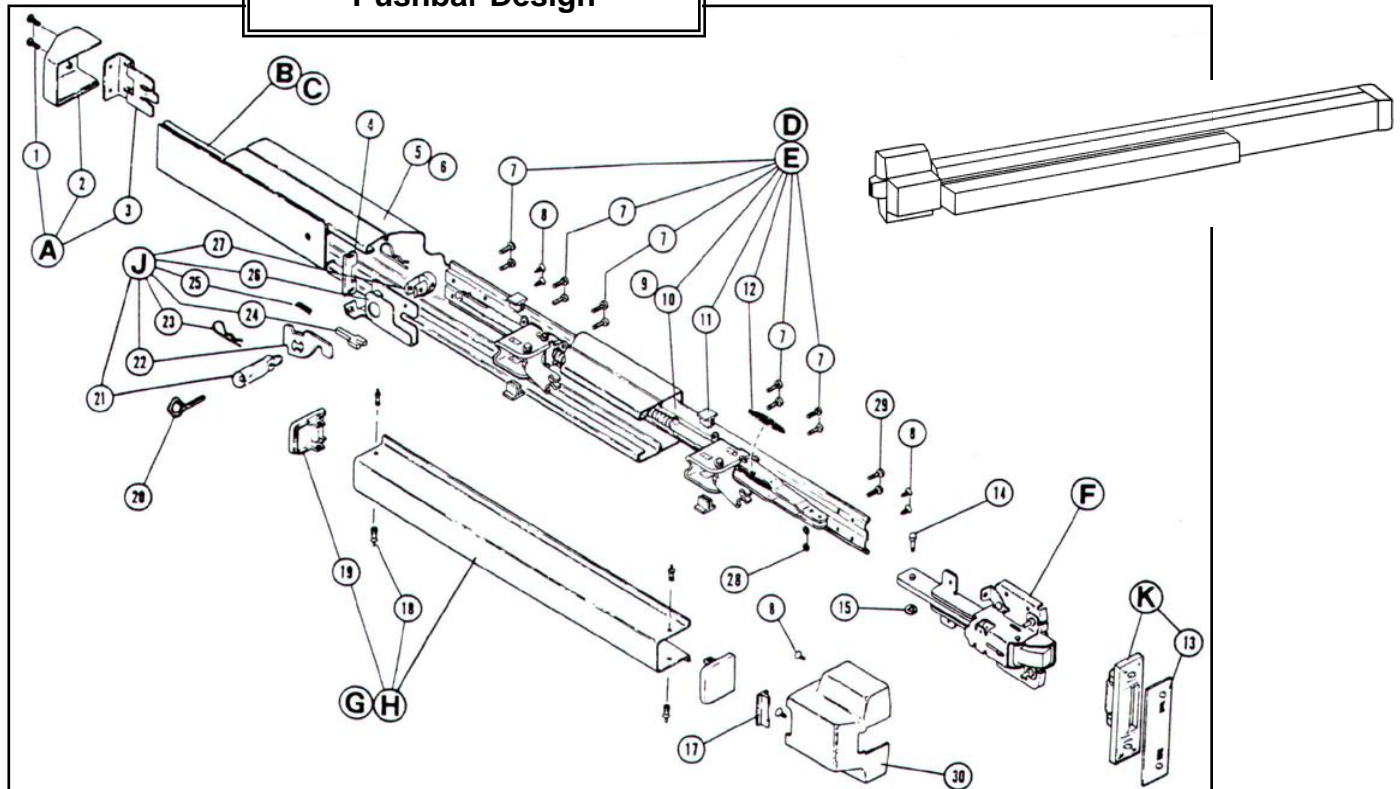
Parts List—9975 Mortise Device

Item	Qty.	Part No.	Description	
20	1	969841	Bracket	
21	1	969400	Cover Bearing Insert	
22	4	964041	#8-18 x 1/2" FPHSMS-Type AB	X
23	1	970080	9975 Center Case Cover-BRS	X
23	1	969397	9975 Center Case Cover-Zinc	X
24	6	964041	#8-18 x 1/2" FPHSMS-Type AB	
25	4	968496	Push Bar Guide	
26	2	968650	Push Bar End Cap	
27	1	968112	Dogging Shaft	
28	2	963909	#22 Hitch Pin	
29	1	969941	Dogging Hook	
30	1	966384	Dogging Spring	
31	1	968115	Dogging Spring Guide	
32	1	968117	Dogging Housing	
33	1	968114	Dogging Axle	
34	1	968116	CD Actuator Arm	
36	1	959066	Special Hex Key	
37	1	961267	Cylinder Collar	X
38	1	967032	Cylinder Locating Washer	
39	1	959010	Cylinder Lock Nut	
40	2	963685	#10-32 x 3/8" PPHMS	
41	2	963964	#10 Ext. Tooth Lockwasher	
42	1	067016	Std. Push Bar Trim 2'6"-3'0" Door	X
42	1	067023	Std. Push Bar Trim 3'1"-4'0" Door	X
42	1	067116	Knurled Push Bar Trim 2'6"-3'0" Door	X
42	1	067123	Knurled Push Bar Trim 3'1"-4'0" Door	X
42	1	067216	Embossed Push Bar Trim 2'6"-3'0" Door	X
42	1	067223	Embossed Push Bar Trim 3'1"-4'0" Door	X
		900561	Device Mounting Screw Package	

X Designates items that are finished.

**22 Features
Non-Handed
Pushbar Design**

VON DUPRIN
Rim Device

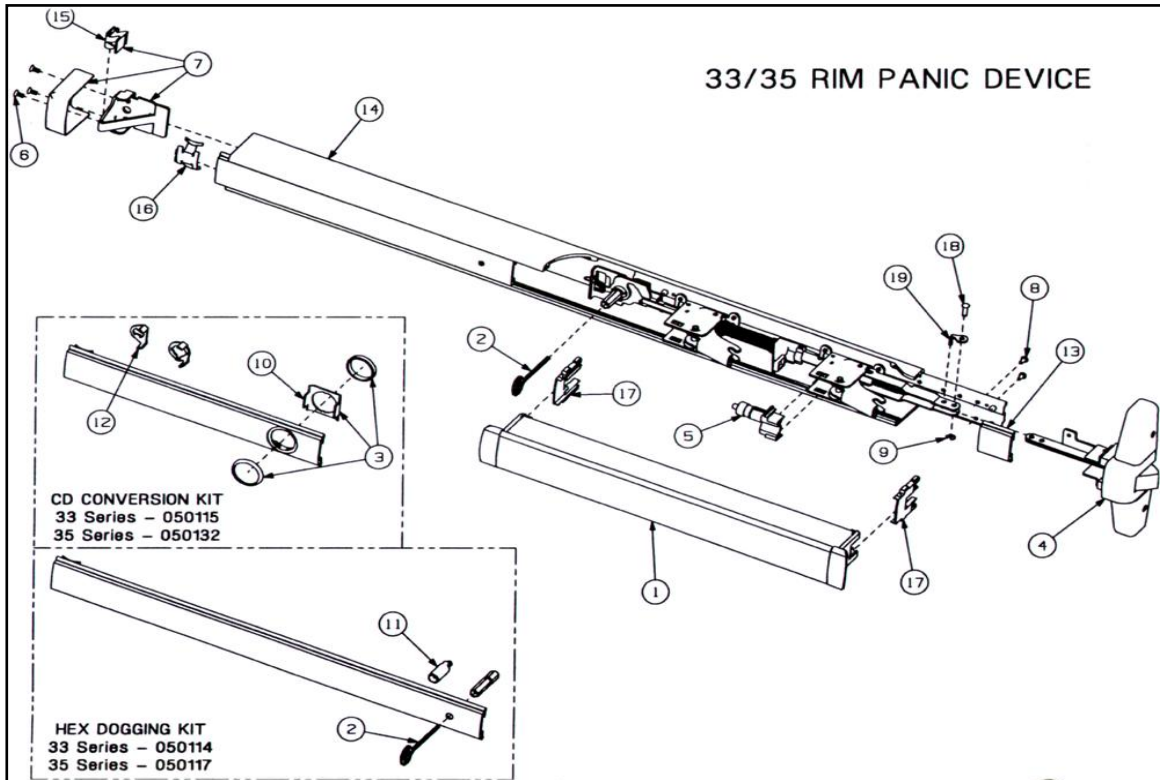


Number	Part Number	Description
1	090060	#8-32 x 1/2" OPHMS Thd. Cut
2		Mechanism Case End Cap
3		Mechanism Case Mounting Bracket
4	968592	Cover Bearing Insert
5	968599	Mechanism Case – 2'6"-3'0" Door
6	968600	Mechanism Case – 3'1"-4'0" Door
7	964094	#8-32 x 1/4" P. Fill H.M.S. Thd. Cut
8	964041	#8-18 x 1/2" FPHMS Type "AB"
9		Base Plate – 2'6"-3'0" Door
10		Base Plate – 3'1"-4'0" Door
11	967756	Bearing Strip
12	968555	Latch Return Spring
13	945521	Adjusting Shim
14	969520	Control Link Pin
15	964066	Retaining Ring
17	966268	Cover Bearing Insert
18		Drive Rivet
19	968598	Push Bar End Cap
20	090084	Wedge Tite Dog Key
21		Dogging Shaft
22		Dogging Hook
23	963909	#22 Hitch Pin
24		Dogging Spring Guide
25	966384	Dogging Guide Spring
26		Dogging Housing
27		Dogging Axle
28		Plastic Washer
29	963712	#8-32 x 3/8" PPHMS Thd. Form
30	968603	Center Case Cover

VON DUPRIN

Rim Device

33/35 Features
33 Series (Grooved)
35 Series (Smooth)
Narrow Stile
Non-Handed
Pushbar Design

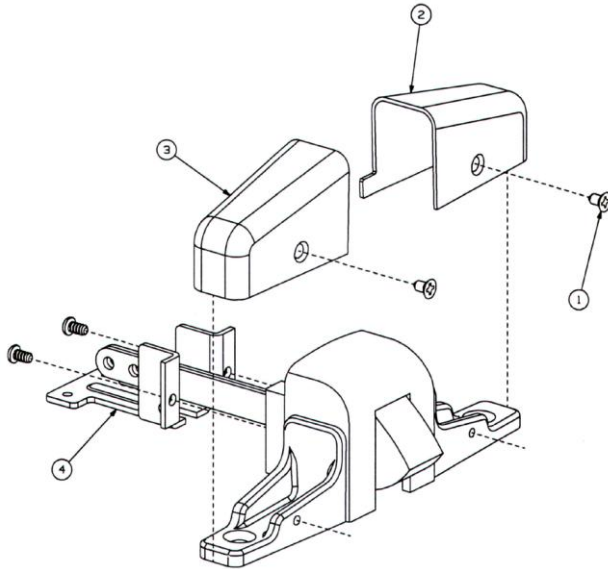


Number	Part Number	Description
1	900570	33/35 Mounting Package
2	090085	227 Dog Key 5/32" Hex
3	107813	Cylinder Mounting Hardware Assy.
4	108714	33/35 Rim Center Case with Cover
5	112727	Shock Absorber & Holder Assy.
6	900901	Mechanism End Cap Screw Pkg.
7	900902	33/35 Series End Cap Screw Pkg.
8	963094	#8-32 x 5/16" PPHMS Threadforming
9	964066	Retaining Ring
10	967032	Cylinder Locking Washer
11	968112	33/99 Series Hex Dog Shaft
12	968116	33/99 Series CD Actuator Arm
13	968430	33 Cover Plate - Center Case Side
13	970200	35 Cover Plate - Center Case Side
14	968638	33 Mechanism Case - 3' Door
15	970548	Cover Plate Stop - End Cap
16	970719	Cover Plate Anti-Rattle Spring
17	971066	Touch Bar Guide - Cover Plate
18	971507	33/35 Control Link Pin
19	971508	33/35 Control Link Support

VON DUPRIN

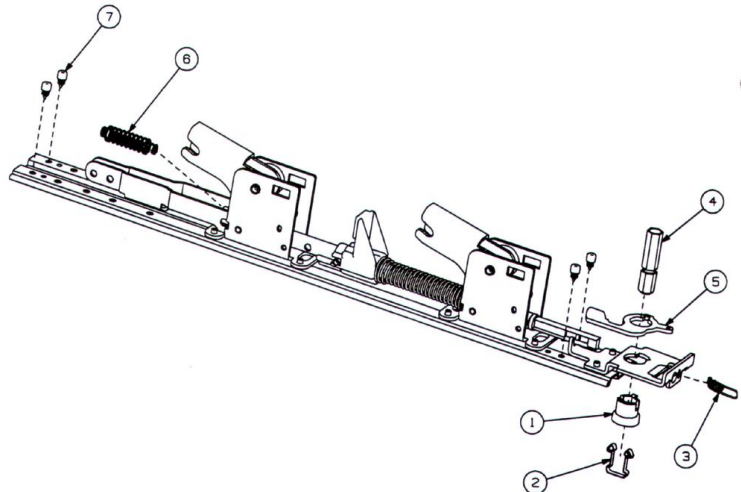
Rim Device

33/35 Features
33 Series (Grooved)
35 Series (Smooth)
Narrow Stile
Non-Handed
Pushbar Design



No.	Part Number	Description
1	900850	Center Case Cover Screw Pkg.
2	966282	Center Case Cover – LH
3	966283	Center Case Cover – RH
4	969290	Base Plate Extension

No.	Part Number	Description
1	971495	Dogging Adapter
2	971494	Dogging Adapter Spring
3	971493	Dogging Spring
4	971492	Hex Dogging Shaft
5	971491	Dogging Hook
6	971351	Latch Return Spring
7	971308	Rubber Bumper

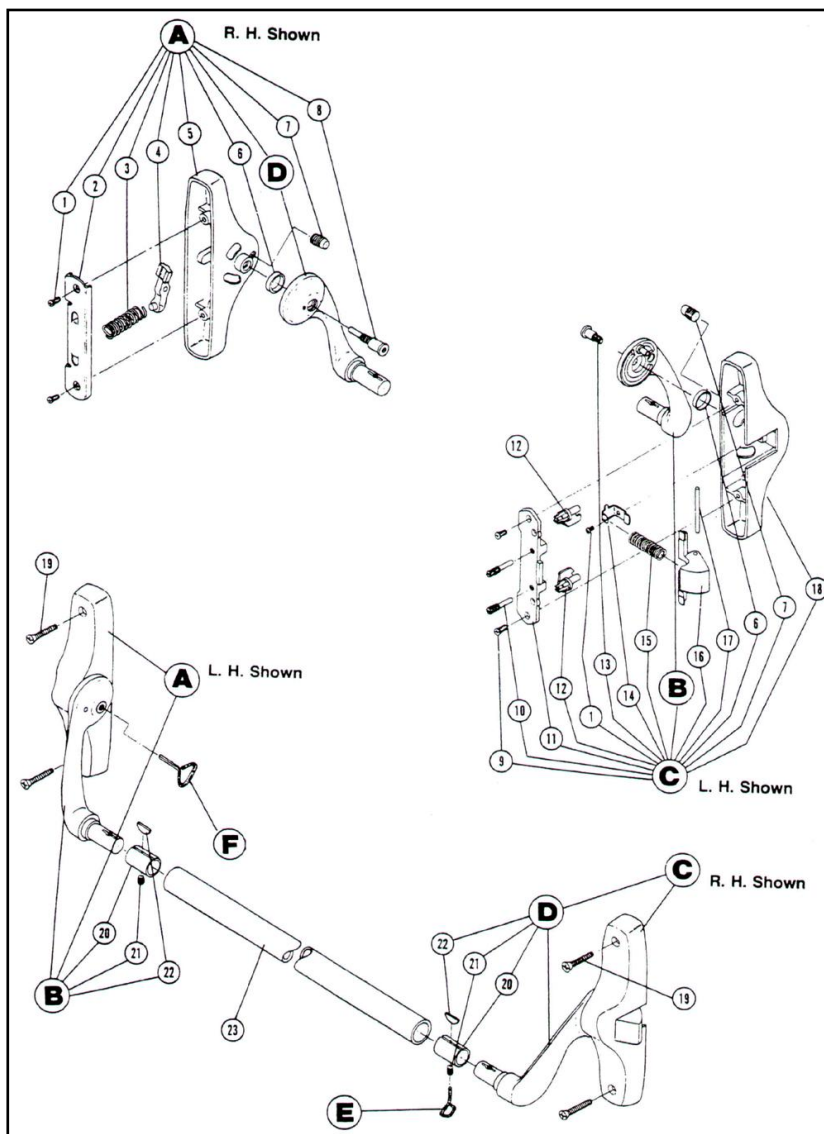


VON DUPRIN

Rim Device



55 Features
Field Sizeable
Narrow Stile
Handed
Crossbar Design

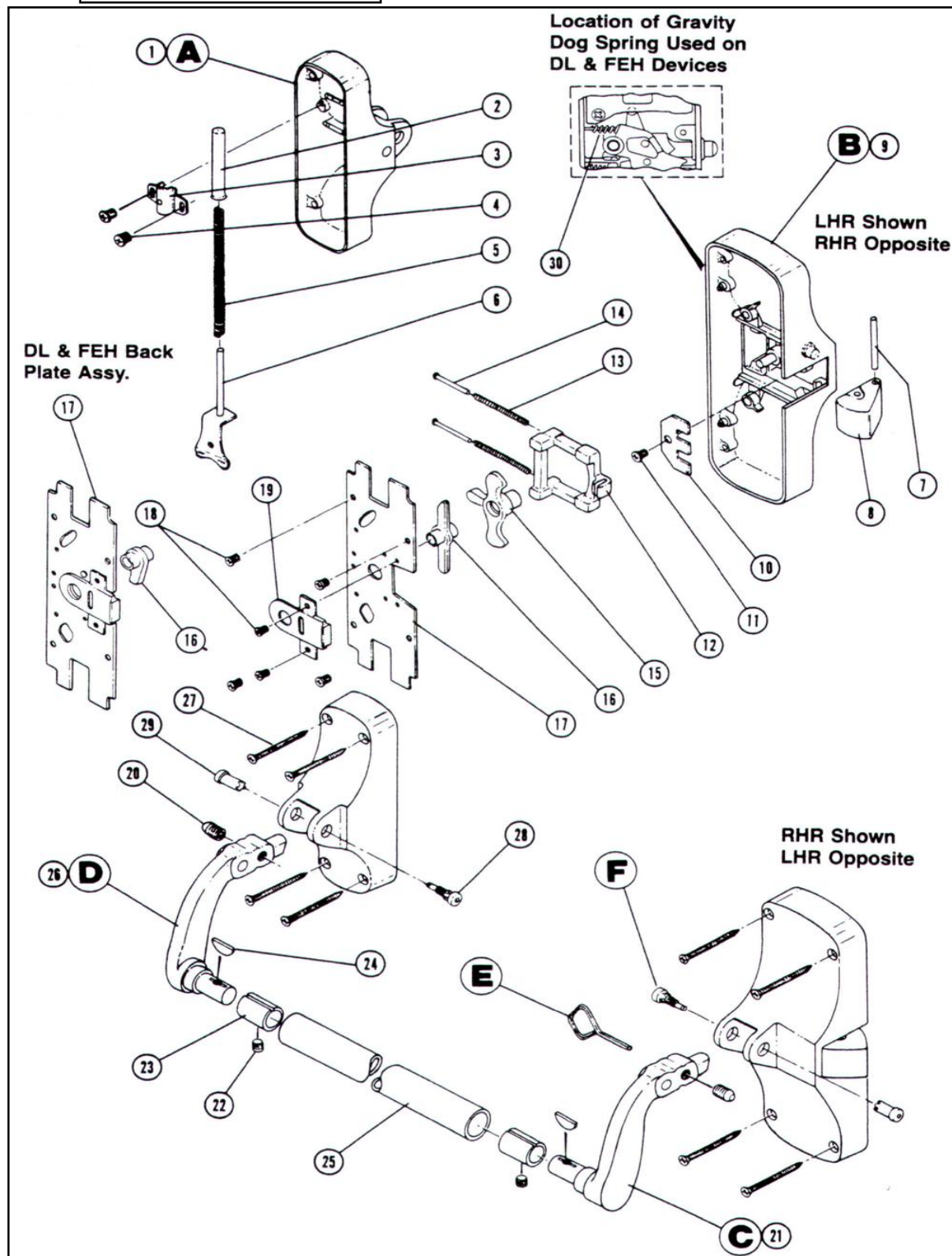


Number	Part Number	Description
1	963094	#8-32 x 5/16" Long PPHMS – Thd. Form.
2	959969	Back Plate
3	960745	Spring – End Case
4	109826	Spring Lever Sub-Assy.
5	959909	End Case
6	959986	Bushing
7	965827	Dog Screw
8	960255	Retaining Screw – End Case
9	963096	#8-32 x 3/8" Long FPHMS – Thd. Form.
10	959990	Rim Axle Retainer
11	959958	Back Plate
13	959855	Retaining Screw – Center Case
14	959995	Latch Bolt Spring Clip
15	967502	Spring – Latch Bolt
16	959850	Latch Bolt
17	959853	Axle – Latch Bolt
18	959733 -	Center Case – Finish
19	963122	#12-24 x 3/4" OPHMS – Finish
20	965676	Tube Attaching Ring
21	963851	5/16"-18 x 5/8" Soc. Hd. Set Screw
22	956520	Ring Wedge
23	060275 -	Crossbar Tube – Standard or Knurled – Length

VON DUPRIN

Rim Device

88 Features
Field Sizeable
Wide Stile
Non-Handed
Crossbar Design



88 Features
Field Sizeable
Wide Stile
Non-Handed
Crossbar Design

VON DUPRIN

Rim Device

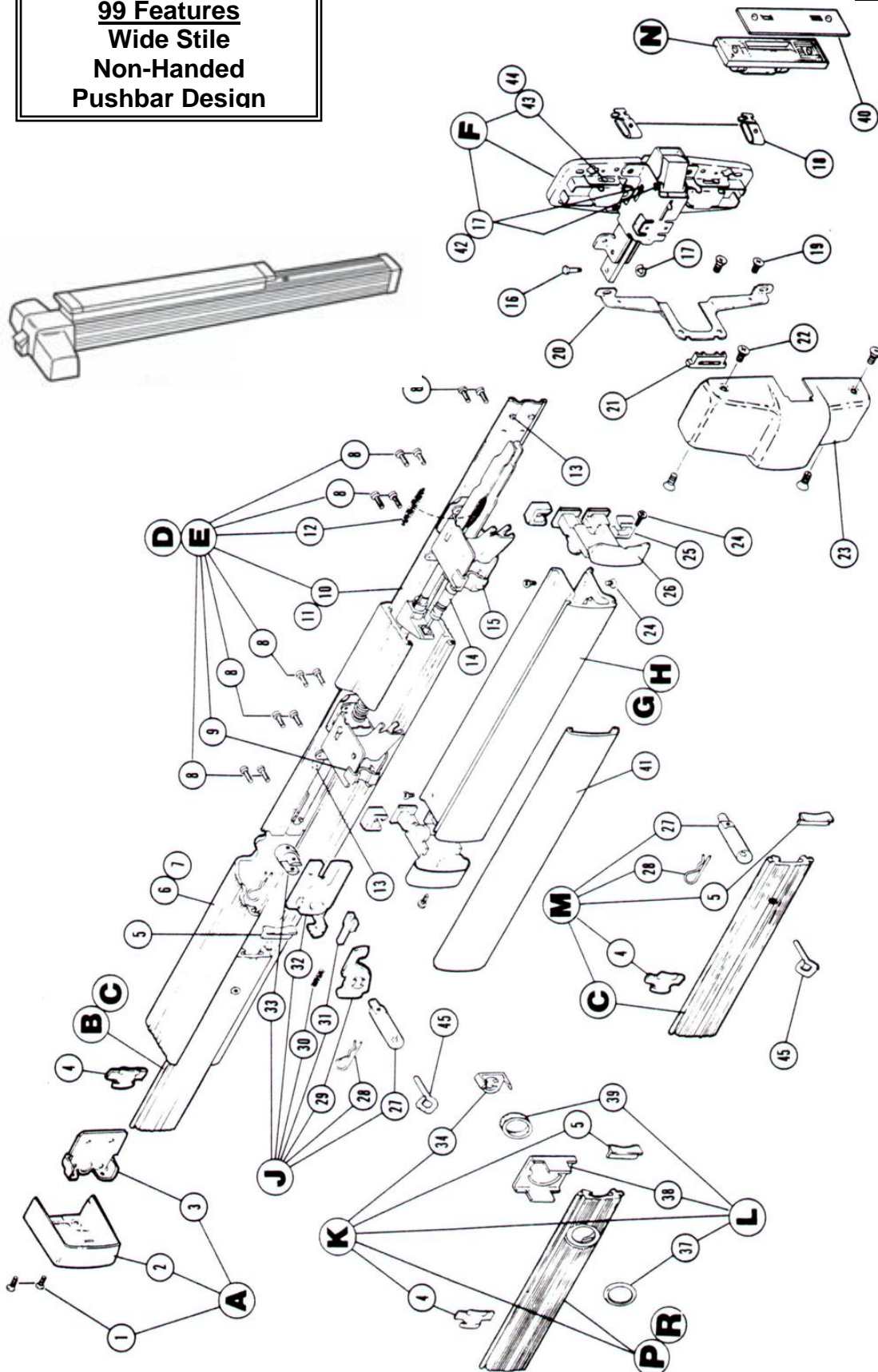


Number	Part Number	Description
1	960517-9	End Case – Finish
2	951081	Spring Tube
3	951910	Spring Tube Bracket
4	963094	#8-32 x 5/16 PPHMS – Thd. Form.
5	953630	Spring
6	107682	Spring Stop Sub Assy.
7	945501	Latch Bolt Axle
8	100751	Latch Bolt Sub Assy.
9	101653-5	Center Case Sub Assy. – Finish
10	960675	Latch Retainer Plate
11	963098	#10-24 x 5/16” Lg. PPHMS – Thd. Form
12	952280	Latch Tail
13	966762	Latch Tail Spring
14	963099	1/8” x 1-1/4” Lg. Rd. Hd. Rivet
15	951960	Master Cam
16	951970	NL Cylinder Cam
17	952160	Back Plate
18	963094	#8-32 x 5/16” Lg. PPHMS – Thd. Form.
19	960856-7	Auxiliary Back Plate – Finish
20	968485	Dog Screw
21	101444 (46, 79)	Lever Arm and Adaptor Assy. – RH – Finish
22	963851	Wedge Tite Adaptor Screw
23	965676	Tube Attaching Ring
24	956520	Attaching Ring Wedge
25		Crossbar Tube – Standard or Knurled – Length
26	101445 (47, 80)	Lever Arm and Adaptor Assy. – LH – Finish
27	965291-2	#10-12 x 10-24 x 2 OPHCS – Finish
28	969572	88 Axle – Male
29	969573	Lever Arm Axle Package
30	965322	Gravity Dog Spring

VON DUPRIN

Rim Device

99 Features
Wide Stile
Non-Handed
Pushbar Design



99 Features
Wide Stile
Non-Handed
Pushbar Design



VON DUPRIN
Rim Device

Number	Part Number	Description
1	963911	#8-32 x 1/2" OPHMS Thd. Cut
2	970266	Mechanism Case End Cap
3	970151	Mechanism Case Mounting Bracket
4	967093	Anti-Rattle Spring
5	966268	Cover Bearing Insert
6	968144	Mechanism Case 2'6" – 3'0" Door
7	968146	Mechanism Case 3'1" – 4'0" Door
8	963094	#8-32 x 5/16" PPHMS
9	970079	Bearing Strip
10	970033	Base Plate – 2'6" – 3'0" Door
11	970034	Base Plate – 3'1" – 4'0" Door
12	968555	Latch Return Spring
13	970183	Rubber Bumper
14	969613	Shock Absorber
15	969612	Holder
16	969520	Control Link Pin
17	964066	Retaining Ring
18	968101	Cover Retaining Clip
19	964166	#12-24 x 1/2" PPHMS-T/Cut Type T
20	969841	Bracket
21	969400	Cover Bearing Insert
22	964041	#8-18 x 1/2" FPHSMS-Type A
23		99 Rim Center Case Cover – Finish
24	964041	#8-18 x 1/2" FPHMS (Undercut AB)
25	968496	Push Bar Guide
26	968650	Push Bar End Cap
27	968112	Dogging Shaft
28	963909	#22 Hitch Pin
29	969941	Dogging Hook
30	966384	Dogging Spring
31	968115	Dogging Spring Guide
32	968117	Dogging Housing
33	968114	Dogging Axle
34	968116	CD Actuator Arm
37	961267	Cylinder Collar
38	967032	Cylinder Locating Washer
39	959010	Cylinder Lock Nut
40	945521	Adjusting Shim
41		Push Bar Trim – Standard, Knurled or Embossed – Length
42	969467	Latch Bolt Pin
43	967448	Latch Link Pin
44	964085	Retaining Ring
45	959066	Special Hex Key

2227 Series Features
Pushbar Design
Non-Handed

VON DUPRIN

Surface Vertical Rod Device

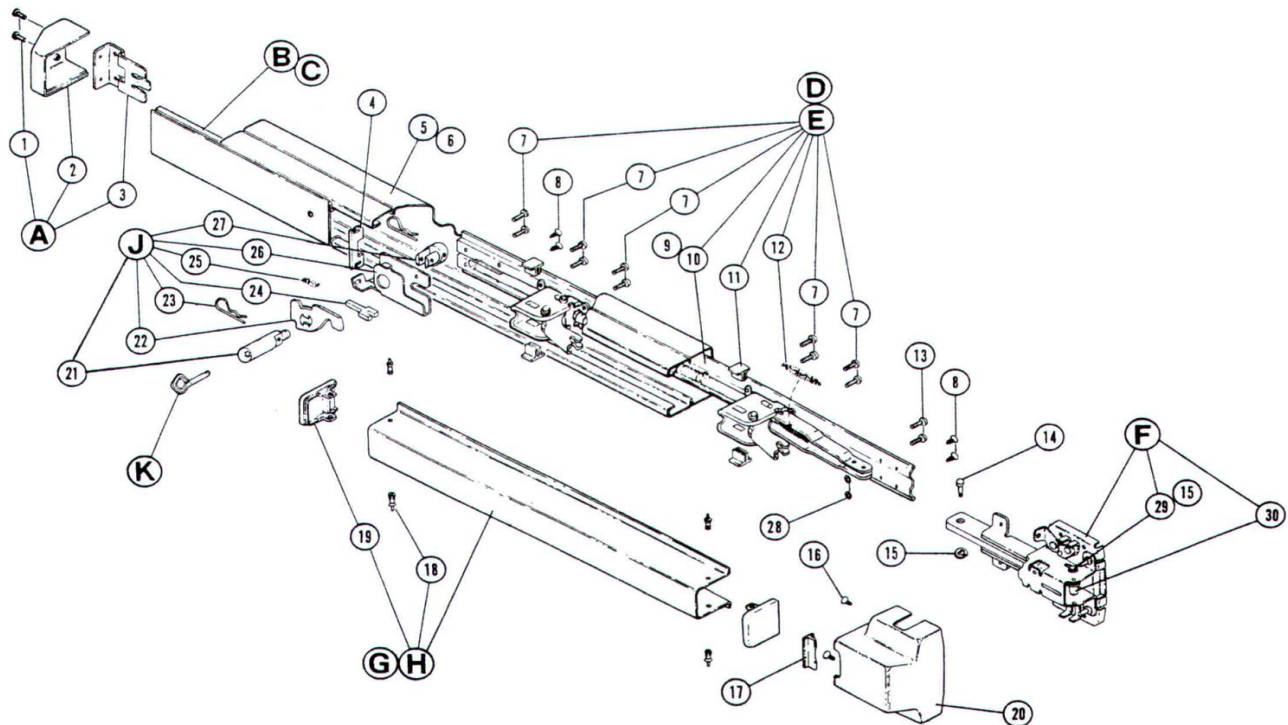


Item	Qty.	Part No.	Description	
A	1	108996	Mechanism End Cap Sub-Assy.	
B	1	108990	Std. Cover Plate Assy. 2'6"-3'0" Dr.	X
C	1	108991	Std. Cover Plate Assy. 3'1"-4'0" Dr.	X
D	1	108255	Base Plate Assy. 2'6"-3'0" Dr.	
E	1	107972	Base Plate Assy. 3'0"-4'0" Dr.	
F	1	109358	Center Case Assy.	
G	1	108994	Push Bar Assy. 2'6"-3'0" Dr.	X
H	1	108995	Push Bar Assy. 3'1"-4'0" Dr.	X
J	1	107970	Dogging Sub-Assy.	
K	1	103868	Wedge Tite Package	
1	2	963911	#8-32 x 1/2" OPHMS Thd. Cut	
2	1	968601	Mechanism Case End Cap	
3	1	968602	Mechanism Case Mounting Bracket	
4	1	968592	Cover Bearing Insert	
5	1	968599	Mechanism Case 2'6"-3'0"	X
6	1	968600	Mechanism Case 3'1"-4'0"	X
7	10	964009	#8-32 x 1/4" P Fill HMS Thd. Form.	
8	4	963985	#8-5/8" FPHSMS Type A	
9	1	968317	Base Plate 2'6"-3'0"	
10	1	968123	Base Plate 3'1"-4'0"	

Note: For ordering parts provide the part number, description, total quantity and finish required.

Item	Qty.	Part No.	Description	
11	4	967756	Bearing Strip	
12	1	968555	Latch Spring	
13	2	963712	#8-32 x 3/8" PPHMS Thd. Form.	
14	1	967824	Control Link Pin	
15	2	963913	Retaining Ring—Truarc 5133-18	
16	2	964041	#8-18 x 1/2" FPHMS—Type AB	
17	1	966268	Cover Bearing Insert	
18	4	963992	Drive Rivet	
19	2	968598	Push Bar End Cap	
20	1	968888	Center Case Cover	X
21	1	968112	Dogging Shaft	
22	1	968113	Dogging Hook	
23	2	963909	#22 Hitch Pin	
24	1	968115	Dogging Spring Guide	
25	1	966384	Dogging Spring	
26	1	968117	Dogging Housing	
27	1	968114	Dogging Axle	
28	2	964013	Plastic Washer	
29	1	968079	Latch Bolt Pin	
30	2	968894	Guide Spacer	
	1	900563	Device Mtg. Scr. Pkg. (1 3/4" Thick Dr.)	
	1	900568	Device Mtg. Scr. Pkg. (2 1/4" Thick Dr.)	

X Designates items that are finished

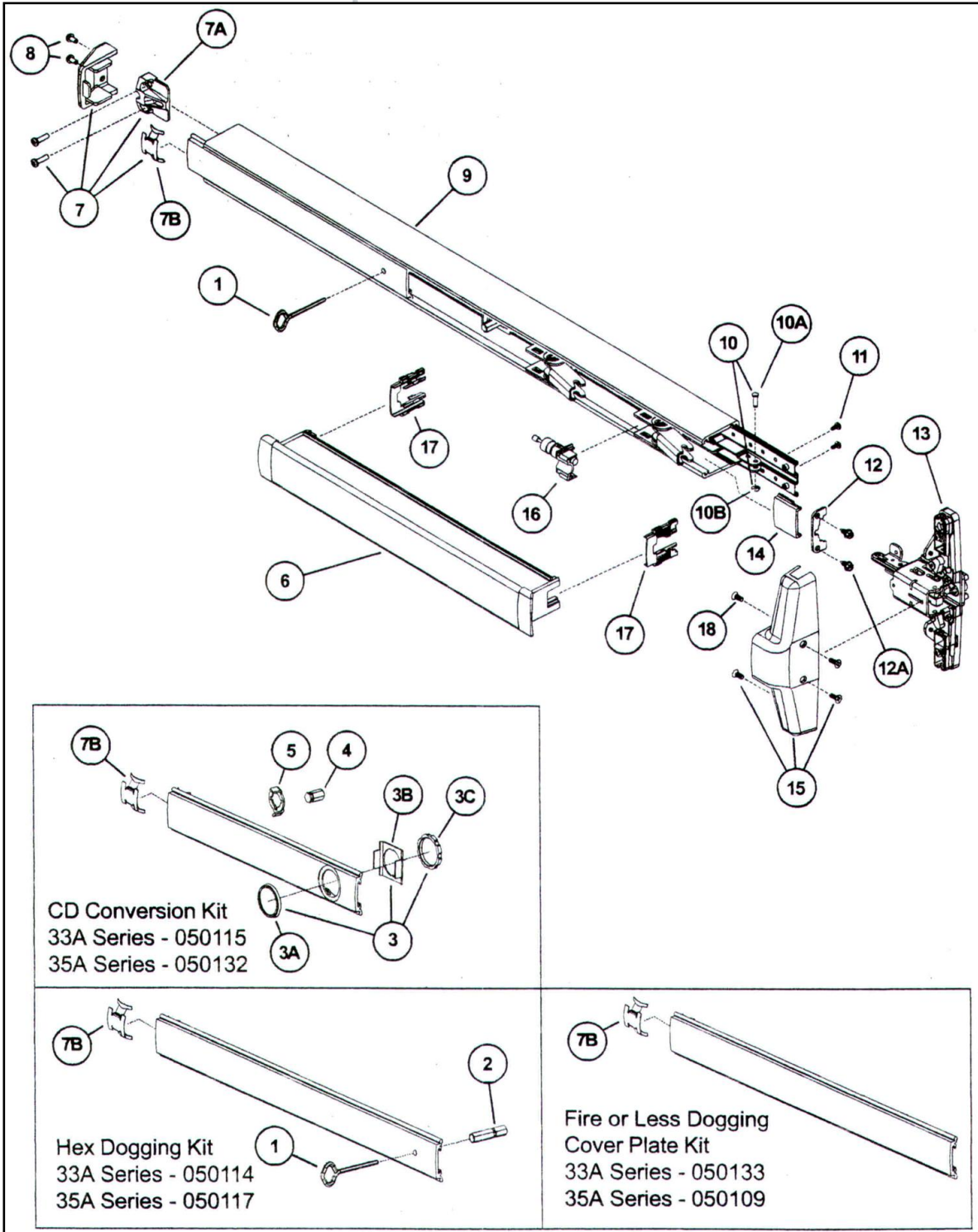



THIS
PAGE
LEFT
BLANK
INTENTIONALLY

VON DUPRIN

Surface Vertical Rod Device

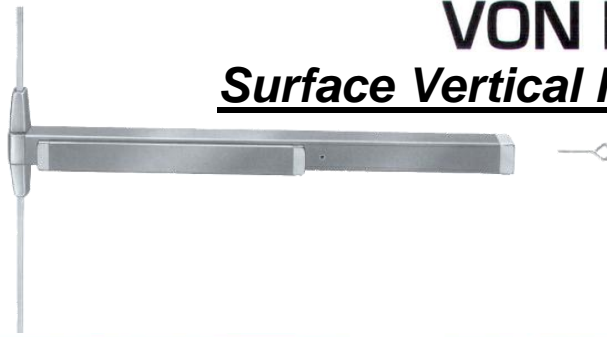
3327 Series Features
Pushbar Design
Non-Handed
Narrow Stile



3327 Series Features
Pushbar Design
Non-Handed
Narrow Stile

VON DUPRIN

Surface Vertical Rod Device

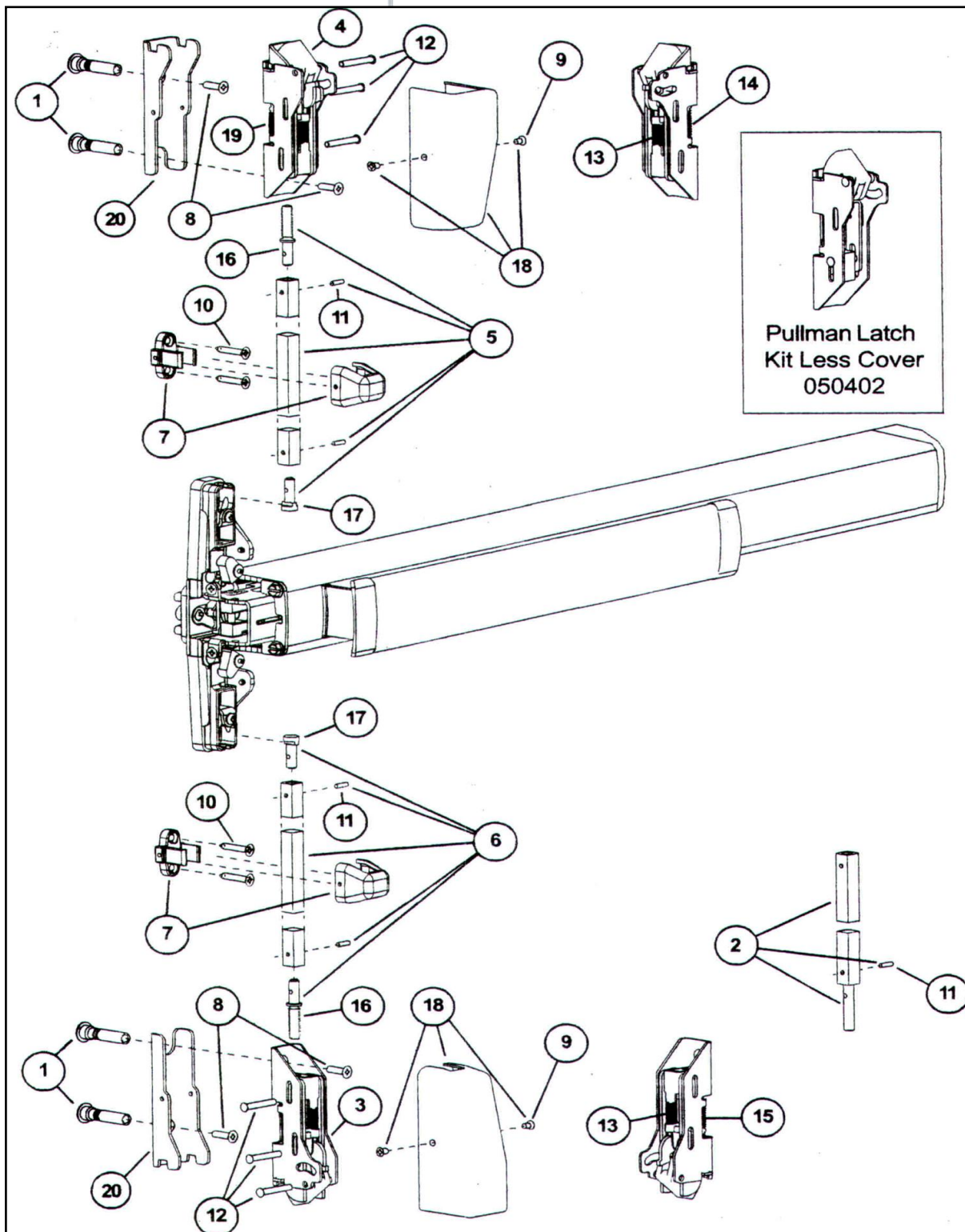


Item No.	Quantity	Part No.	Description	Finish
	1	900619	33A/35A Series Mounting Pkg. (1-3/4 & 2-1/4)	
1	1	090085	227 Dog Key 5/32" Hex (Pkg of 10)	
1	1	090005	227 Dog Key 5/32" Hex (Pkg of 2)	
2	1	090040	Hex Dog Shaft (Pkg of 2)	
3	1	107813	Cylinder Mounting Pkg	X
3A	1	050525	Cylinder Collar	X
3B	1	050490	Cylinder Locating Washer - CD/SS	
3C	1	050526	Cylinder Locknut	
4	1	090046	CD Dogging Plug (Pkg of 2)	
5	1	090045	CD Actuator Arm (Pkg of 2)	
6	1	*PBKIT	33A/35A Series Push Bar Retrofit Kit - 3' Door	X
6	1	*PBKIT	33A/35A Series Push Bar Retrofit Kit - 4' Door	X
7	1	050014	33A/35A Series Series End Cap Kit	X
7A	1	050524	Impact Resistant End Cap Bracket	
7B	1	090036	Cover Plate Anti-rattle Spring	
8	1	900597	Device End Cap and C/Case Screw Pkg.	X
9	1	050486	33A/35A Series Mechanism Case - 3' Door	X
9	1	050487	33A/35A Series Mechanism Case - 4' Door	X
9	1	050488	33A/35A Series Mechanism Case - 3' Door	X
9	1	050489	33A/35A Series Mechanism Case - 4' Door	X
10	1	050529	33A/35A Series Control Link Pin & Ret. Ring	
10A	1	090031	Control Link Pin (Pkg of 10)	
10B	1	090107	Retaining Ring (Pkg of 10)	
11	2	090037	#8-32 x 3/8" Baseplate Screw (Pkg of 10)	
12	1	050530	Mechanism Case Bracket Kit	
12A	2	090073	Mechanism Case Bracket Screw (Pkg of 2)	
13	1	050404	3327A/3527A Center Case Less Cover	
14	1	050474	33A Series Cover Plate - C. Case Side	X
14	1	050475	35A Series Cover Plate - C. Case Side	X
15	1	050484	3327A/3527A Center Case Cover Kit	X
16	1	050491	Shock Absorber & Holder Assembly	
17	2	090049	Touch Bar Guide (Pkg of 10)	
18	4	900892	Center Case Cover Screws (Pkg of 4)	X

3327 Series Features
Pushbar Design
Non-Handed
Narrow Stile

VON DUPRIN


Surface Vertical Rod Device



3327 Series Features
Pushbar Design
Non-Handed
Narrow Stile

VON DUPRIN

Surface Vertical Rod Device




Item No.	Quantity	Part No.	Description	Finish
1	2	034902	325 Sex Bolt Package (Pkg of 2)	X
2	1	051801	3327A Rod Extension Kit - 12"	X
2	1	051802	3327A Rod Extension Kit - 36"	X
2	1	051809	3527A Rod Extension Kit - 12"	X
2	1	051810	3527A Rod Extension Kit - 36"	X
3	1	050401	33/3527A Bottom Latch Kit Less Cover	
4	1	050400	33/3527A Top Latch Kit Less Cover	
5	1	050512	3327A Top Rod Kit	X
5	1	050513	3527A Top Rod Kit	X
6	1	050514	3327A Bottom Rod Kit	X
6	1	050515	3527A Bottom Rod Kit	X
7	2	105952	33/3527A Rod Guide Pkg	X
8	1	900589	Latch Mounting Package (Pkg of 4)	
9	2	900850	Latch Case Cover Screw (Pkg of 2)	X
10	2	900565	Rod Guide Mounting Package	
11	4	090054	Rod Roll Pin (Pkg of 10)	
12	6	090055	Housing Guide Pin (Pkg of 10)	
13	2	090065	Bolt Return Spring (Pkg of 10)	
14	1	090056	Top Latch Compression Spring (Pkg of 10)	
14	1	090057	PL Top Latch Spring (Pkg of 10)	
15	1	090058	Bottom Latch Case Spring (Pkg of 10)	
16	2	090067	Rod Connector - Latch (Pkg of 2)	
17	2	090068	Rod Connector - Center Case (Pkg of 2)	
18	2	050496	Latch Case Cover Kit w/Screws	X
19	1	090076	Aux. Bolt Spring (Pkg of 10)	
20	2	050546	Latch Case Mtg. Bracket	

X in "Finish" column designates finished items; finish must be specified when ordering.

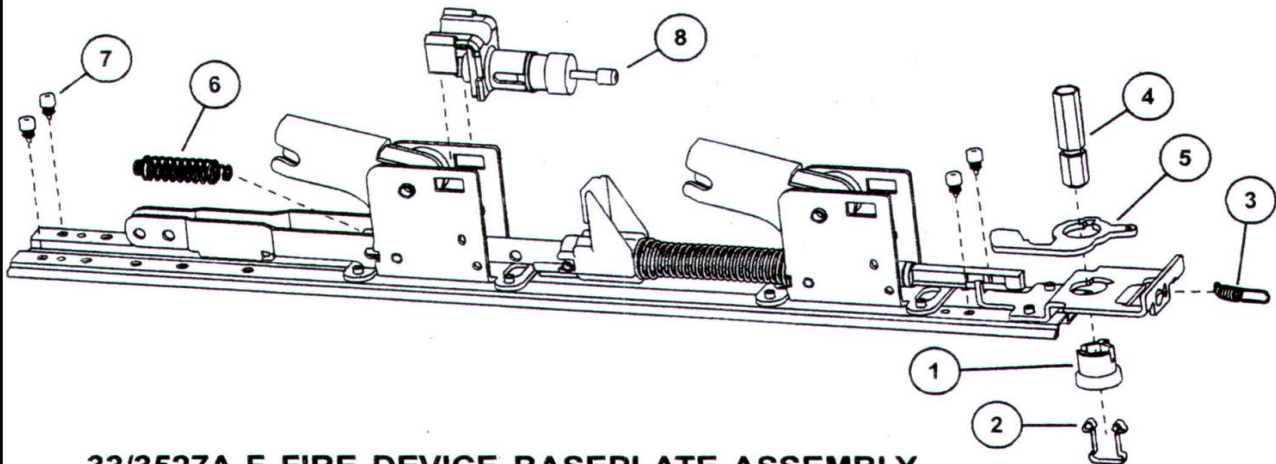
3327 Series Features
Pushbar Design
Non-Handed
Narrow Stile

VON DUPRIN

Surface Vertical Rod Device

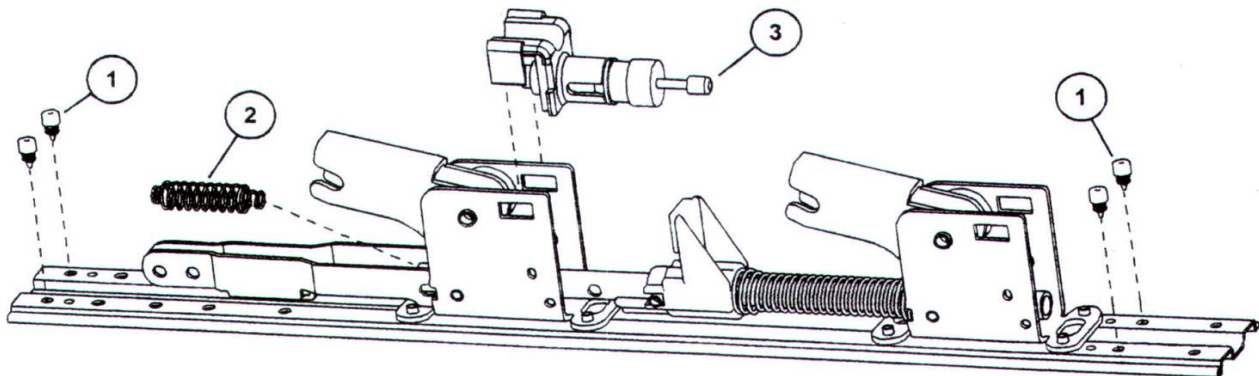


Item No.	Quantity	Part No.	Description	Finish
1	1	090043	Dogging adapter (Pkg of 2)	
2	1	090042	Dogging adapter spring (Pkg of 2)	
3	1	090041	Dogging spring (Pkg of 2)	
4	1	090040	Hex dogging shaft (Pkg of 2)	
5	1	090044	Dogging hook (Pkg of 2)	
6	1	090039	Latch return spring (Pkg of 10)	
7	4	090038	Rubber bumper (Pkg of 4)	
8	1	050491	Shock absorber	



33/3527A-F FIRE DEVICE BASEPLATE ASSEMBLY

Item No.	Quantity	Part No.	Description	Finish
1	4	090038	Rubber bumper (Pkg of 4)	
2	1	090039	Latch return spring (Pkg of 10)	
3	1	050491	Shock absorber	

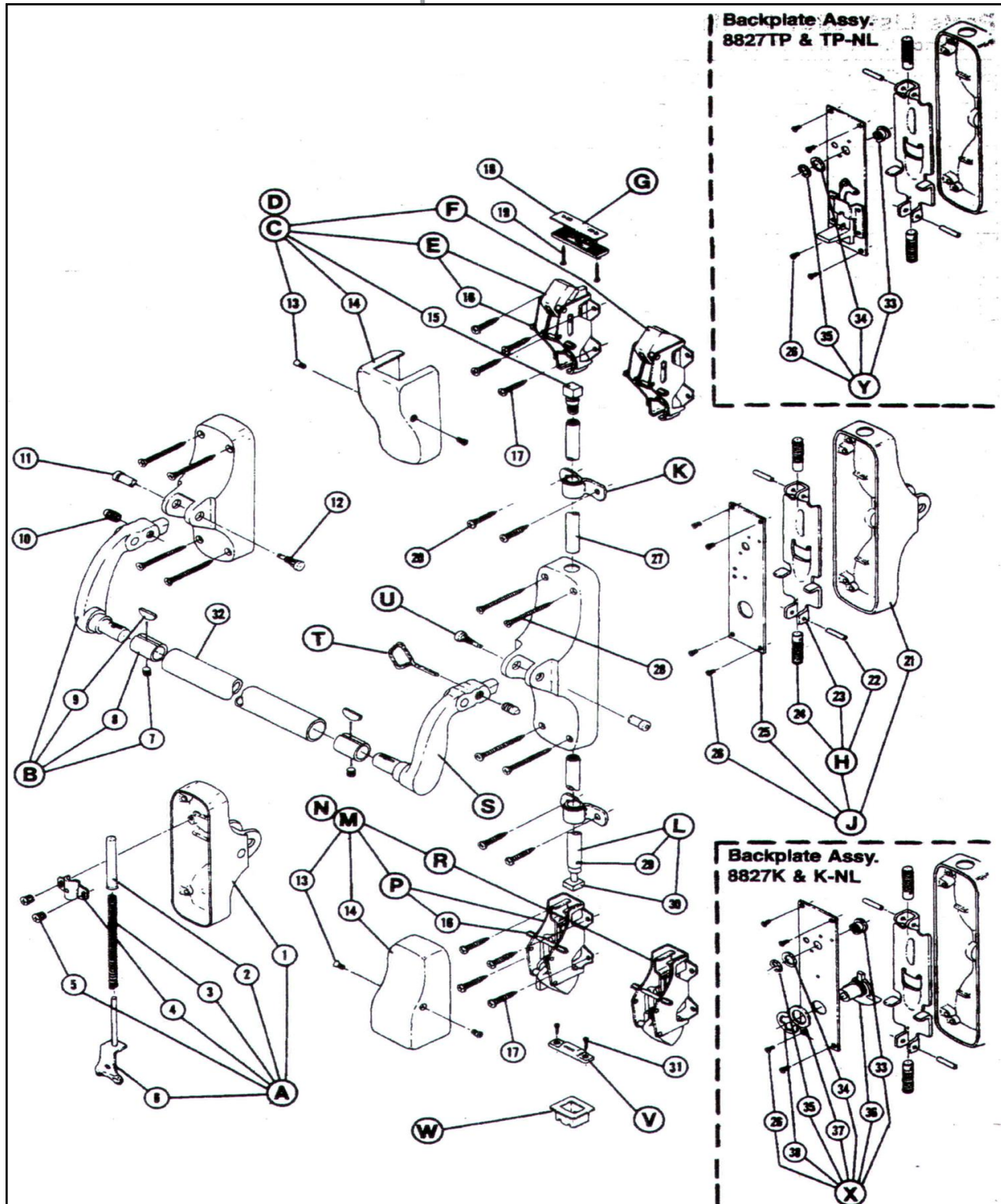


THIS
PAGE
LEFT
BLANK
INTENTIONALLY

8827 Series Features
Crossbar Design
Non-Handed
Med-Wide Stile

VON DUPRIN


Surface Vertical Rod Device



8827 Series Features
Crossbar Design
Non-Handed
Med-Wide Stile

VON DUPRIN

Surface Vertical Rod Device



Item	Qty.	Part No.	Description	
A	1	101713	End Case Assy.-Brz.	X
A	1	101714	End Case Assy.-Alum.	X
A	1	101715	End Case Assy.-St. Stil.	X
B	1	100729	Lever Arm Assy.-LH-Brz.	X
B	1	100746	Lever Arm Assy.-LH-Alum.	X
B	1	101487	Lever Arm Assy.-LH-St. Stil.	X
C	1	101754	Top Latch Case Assy.-LR-Brz.	X
C	1	101755	Top Latch Case Assy.-LR-Alum.	X
C	1	101756	Top Latch Case Assy.-LR-St. Stil.	X
D	1	101760	Top Latch Case Assy.-PL-Brz.	X
D	1	101761	Top Latch Case Assy.-PL-Alum.	X
D	1	101762	Top Latch Case Assy.-PL-St. Stil.	X
E	1	101750	Top Latch Bolt & Chassis Assy.-LR	
F	1	101752	Top Latch Bolt & Chassis Assy.-PL	
G	1	030298	299 Strike Assy.-Top	X
H	1	102701	Rod Control Assy	
J	1	101707	Center Case Assy.-Brz.	X
J	1	101708	Center Case Assy.-Alum.	X
J	1	101709	Center Case Assy.-St. Stil.	X
K	2	101648	Rod Guide Assy.-Brz.	X
K	2	101774	Rod Guide Assy.-Alum.	X
K	2	101775	Rod Guide Assy.-St. Stil.	X
L	1	101777	Bottom Vertical Rod Assy.-Brz.	X
L	1	103234	Bottom Vertical Rod Assy.-St. Stil.	X
M	1	101757	Bottom Latch Case Assy.-LR-Brz.	X
M	1	101758	Bottom Latch Case Assy.-LR-Alum.	X
M	1	101759	Bottom Latch Case Assy.-LR-St. Stil.	X
N	1	101763	Bottom Latch Case Assy.-PL-Brz.	X
N	1	101764	Bottom Latch Case Assy.-PL-Alum.	X
N	1	101765	Bottom Latch Case Assy.-PL-St. Stil.	X
P	1	101751	Bottom Latch Bolt & Chassis Assy.-LR	
R	1	101753	Bottom Latch Bolt & Chassis Assy.-PL	
S	1	100744	Lever Arm Assy.-RH-Brz.	X
S	1	100747	Lever Arm Assy.-RH-Alum.	X
S	1	101486	Lever Arm Assy.-RH-St. Stil.	X
T	1	103868	Wedge Tite Package	
U	1	103865	Lever Arm Axle Package	
V	1	030602	248L4 Strike Assy.	
W	1	030659	304L Strike Assy.	
1	1	960517	End Case-Brz.	X
1	1	960518	End Case-Alum.	X
1	1	960519	End Case-St. Stil.	X
2	1	951081	Spring Tube	
3	1	953630	Spring	
4	1	951910	Spring Tube Bracket	
5	2	963094	#8-32 x 3/8" PPHMS-Thd. Form.	
6	1	107682	Spring Stop Sub-Assy.	

Item	Qty.	Part No.	Description	
7	2	963851	Wedge Tite Adaptor Screw (1/8"-18 x 3/4" Set Scr.)	
8	2	965676	Tube Attaching Ring	
9	2	965620	Attaching Ring Wedge	
10	1	968485	Dog Screw	
11*	2	969573	88 Axle-Female	
12*	2	969572	88 Axle-Male	
13	4	956010	#8-32 x 1/4" FPHMS-Brz.	X
13	4	956011	#8-32 x 1/4" FPHMS-St. Stil.	X
14	2	960548	Top & Bottom Latch Case Cover-Brz.	X
14	2	960585	Top & Bottom Latch Case Cover-Alum.	X
14	2	960588	Top & Bottom Latch Case Cover-St. Stil.	X
15	1	960577	Top Rod Connector-LR	
15	1	967341	Top Rod Connector-PL	
16	4	960652	Special Chassis Nut	
17	8	965288	#10-12 x 10-24 x 1" PBHCS	
18	1	945521	Adjusting Shim	
19	2	965289	#10-12 x 10-24 x 1 1/4" OPHCS	X
20***	4	965286	#10-12 x 10-24 x 1" PTHCS-Brz.	X
20***	4	965287	#10-12 x 10-24 x 1" PTHCS-St. Stil.	X
21	1	960421	Center Case-Brz.	X
21	1	960422	Center Case-Alum.	X
21	1	960423	Center Case-St. Stil.	X
22	2	963193	1/8" x 1 1/8" Lg. Spirol Pin	
23	1	961229	Rod Control	
24	2	961283	Rod Adaptor	
25	1	952530	Back Plate	
26	4	963096	#8-32 x 3/8" Lg. FPHMS-Thd. Form	
27	1	961628	Top Vertical Rod-Brz.	X
27	1	960581	Top Vertical Rod-St. Stil.	X
28**	8	965291	#10-12 x 10-24 x 2" OPHCS-Brz.	X
28**	8	965292	#10-12 x 10-24 x 2" OPHCS-St. Stil.	X
29	1	963585	1/8" x 1/2" Roll Pin	
30	1	960578	Bottom Rod Connector	
31	2	963008	#10-24 x 1/2" Lg. OPHMS	
32	1	060275	Cross Bar Tube-Std.-27 1/2" Lg.	X
32	1	061275	Cross Bar Tube-Knurled-27 1/2" Lg.	X
32	1	060295	Cross Bar Tube-Std.-29 1/2" Lg.	X
32	1	061295	Cross Bar Tube-Knurled-29 1/2" Lg.	X
32	1	060360	Cross Bar Tube-Std.-36" Lg.	X
32	1	061360	Cross Bar Tube-Knurled-36" Lg.	X
32	1	060420	Cross Bar Tube-Std.-42" Lg.	X
32	1	061420	Cross Bar Tube-Knurled-42" Lg.	X
32	1	060500	Cross Bar Tube-Std.- (Longer than 42")	X
32	1	061500	Cross Bar Tube-Knurled- (Longer than 42")	X
*	1	103865	Lever Arm Axle Package	
**	1	900500	Mtg. Screw Package	X
***	1	900534	Mtg. Screw Package	X

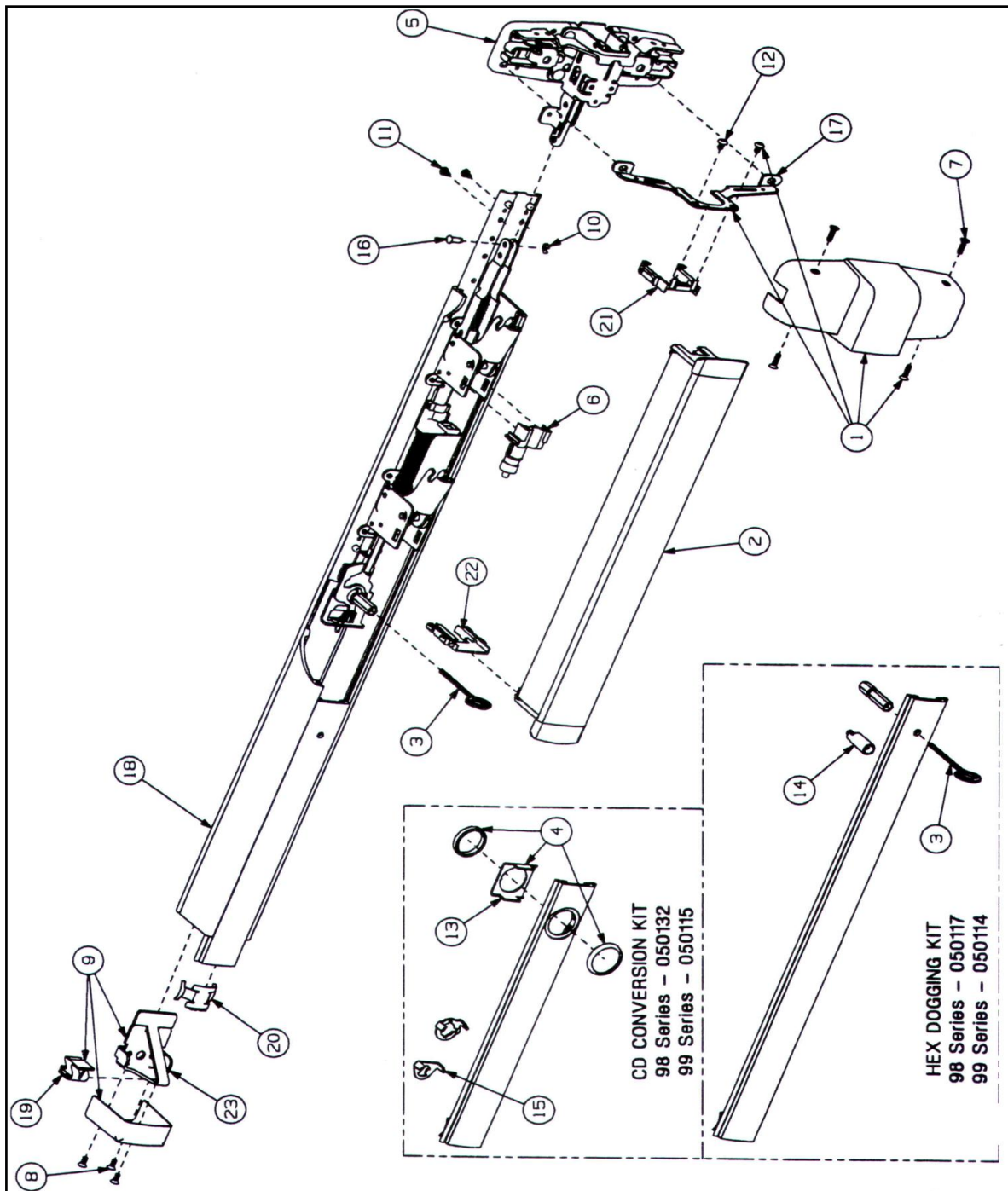
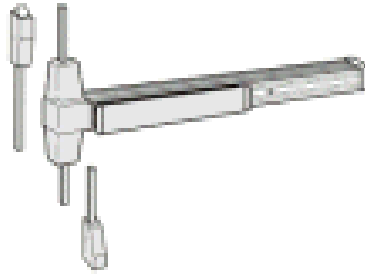
X designates items that are finished.

Note: For ordering parts provide the part number, description, total quantity and finish required.

9827 Series Features
Pushbar Design
Non-Handed
Wide Stile

VON DUPRIN

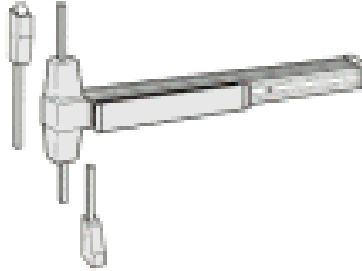
Surface Vertical Rod Device



9827 Series Features
Pushbar Design
Non-Handed
Wide Stile

VON DUPRIN

Surface Vertical Rod Device



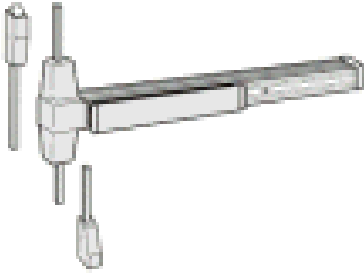
ITEM NO.	QTY	PART NO.	DESCRIPTION	FINISH
	1	900563	22/98/9927 Mounting Package (1-3/4 & 2-1/4)	
1	1	050072	9827/27-F & 9927/27-F Center Case Cover Kit	X
2	1	050160	98/99 Series Push Bar Retrofit Kit - 3' Door	X
2	1	050161	98/99 Series Push Bar Retrofit Kit - 4' Door	X
3	1	090085	227 Dog Key 5/32" Hex (Pack of 10)	
4	1	107813	98/99 Series Cylinder Mtg. Hardware Assembly	X
5	1	110834	CENTER CASE ASSEMBLY	
6	1	112727	Shock Absorber & Holder Assembly	
7	1	900892	98/99 Center Case Cover Screw Pkg. (Pack of 4)	X
8	1	900901	Mechanism End Cap Screw Pkg. (Pack of 3)	X
9	1	900905	98/99 Series End Cap and Bracket Assembly	X
10	1	964066	Retaining Ring	
11	2	964390	#8-32 x 5/16" PPHMS	
12	2	964166	#12-24 x 1/2" PPHMS T/Cut	
12	2	964242	Attaching Clip (Alternate)	
13	1	967032	Cylinder Locking Washer - CD/SS	
14	1	968112	33/99 Series Hex Dog Shaft	
15	1	968116	33/99 Series CD Actuator Arm	
16	1	969520	Control Link Pin	
17	1	969864	Center Case Cover Bracket	
18	1	970191	98 Mechanism Case - 3' Door	X
18	1	970192	98 Mechanism Case - 4' Door	X
18	1	968144	99 Mechanism Case - 3' Door	X
18	1	968146	99 Mechanism Case - 4' Door	X
19	1	970548	Cover Plate Stop - End Cap	
20	1	970719	Cover Plate Anti-rattle Spring	
21	1	971065	Touch Bar Guide - Center Case	
22	1	971066	Touch Bar Guide - Cover Plate	
23	1	971486	Mechanical End Cap Bracket	

X DESIGNATES FINISHED ITEMS AND FINISH MUST BE SPECIFIED WHEN ORDERING

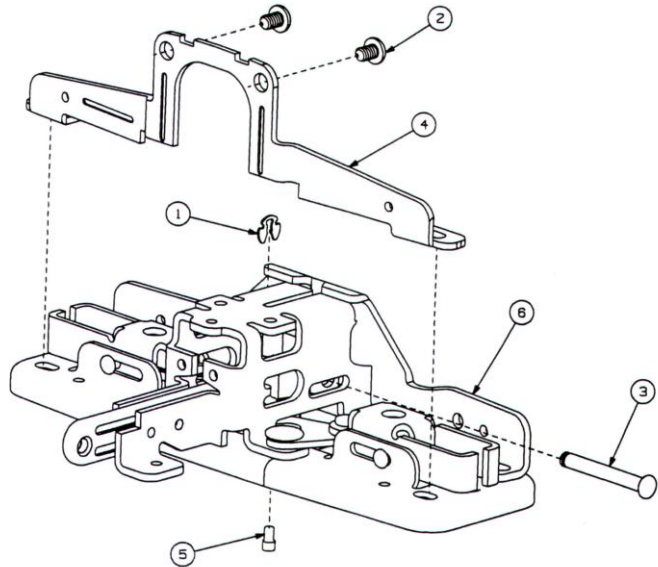
VON DUPRIN

Surface Vertical Rod Device

9827 Series Features
Pushbar Design
Non-Handed
Wide Stile



ITEM NO.	QTY	PART NO.	DESCRIPTION	FINISH
1	1	964066	Retaining Ring	
2	2	964166	#12-24 x 1/2" PHMS T/Cut	
2	2	964242	Attaching Clip (Alternate)	
3	1	969467	Latchbolt Pin	
4	1	969864	Center Case Cover Bracket	
5	1	970441	NL Drive Screw	
6	1	971638	98/99 Reinforcing Bracket	



ITEM NO.	QTY	PART NO.	DESCRIPTION	FINISH
1	1	971495	Dogging Adaptor	
2	1	971494	Dogging Adaptor Spring	
3	1	971493	Dogging Spring	
4	1	971492	Hex Dogging Shaft	
5	1	971491	Dogging Hook	
6	1	971351	Latch Return Spring	
7	4	971308	Rubber Bumper	

