

Preload and the Ultraline® Solution

7400 Series Electric Strikes

 **Adams
Rite**
ASSA ABLOY


Experience a safer
and more open world

What is Preload?

Simply stated, door preload is pressure exerted on a door and in turn transferred to the keeper of the electric strike by the latch.

When pressure is applied to some models of electric strikes, the solenoid may not have the ability to mechanically release the keeper because the pressure binds it against the latch.

Even a small amount of this preload can cause problems in the functioning of some electric strikes. Door preload can prevent the smooth unlocking of the electric strike or even disable a strike – preventing a door from being opened.



Preload and Building Security

An electric strike failing to release when energized is not the only problem preload can cause.

- ▶ If the power to the electric strike is interrupted, either by accidental or deliberate means, strong preload pressure can cause a strike in fail safe mode not to function.
- ▶ If a serious preload condition is present when the strike is activated the pressure will move the door slightly into an open position, leaving the door unlocked, and the building vulnerable.
- ▶ Some of the underlying problems that cause door preload, such as pressure from air conditioning, are not practically or easily corrected.

What Causes Preload?

A number of conditions can cause door preload including:

- ▶ Stack pressure caused by HVAC systems
- ▶ Misaligned strike and lockset
- ▶ Warped wood doors; Damaged or bent metal doors
- ▶ Thick door seals or heavy weatherstripping

A strike that does not open or opens only intermittently could be showing signs of a preload problem. If preload pressure causes a strike or multiple strikes to malfunction, many access and security issues arise.



The Solution for Preload

Adams Rite electric strikes address preload and more.

- ▶ The 7400 Series is designed to handle pressure and compensate for door and frame related preload and security problems allowing for consistent and proper operation of your access control system.
- ▶ With a robust and compact design featuring adjustable stainless steel split-jaws and over 1,500 lbs of holding force, 7400 Series electric strikes can release electrically with up to 25 lbs. of door preload.


Ultraline® 7400 Series

for Adams Rite Deadlatches, Cylindrical Locksets

- ▶ Designed for use with Adams Rite 4500 and 4900 Series deadlatches and an array of cylindrical locksets with 1/2" to 5/8" latchbolt projection
- ▶ Opens electrically under 25 lbs of preload
- ▶ Dual voltage 12/24 VDC
- ▶ Field selectable fail safe / fail secure
- ▶ Faceplates available in a variety of size, shape, architectural finishes



1
Grade 1



Ultraline® 74R1, 74R2 Series

for Rim Exit Devices with Pullman Latchbolts

- ▶ **74R1** is designed for use with rim exit devices with 3/4" Pullman latchbolts
- ▶ **74R2** is designed for narrow stile rim exit devices with 1/2" Pullman latchbolts.
- ▶ Opens electrically under 25 lbs of preload
- ▶ Dual voltage 12/24 VDC
- ▶ Field selectable fail safe / fail secure
- ▶ Faceplate is not separate













1
Grade 1



Adams Rite provides a rounded range of electric strikes compatible with deadlatches, cylindrical and mortise locksets, and rim exit devices in aluminum, hollow metal, and wood applications.

From basic, cost-efficient Grade 1 electric strikes to premium preload-capable Ultraline® Series, and with an extensive range of options and finishes, Adams Rite has the electric strike to fit any need with unmatched dependability.



		7400 Series	74RX Series
Application	Aluminum 	7400/7401 7410/7411 7430/7431	74R1 74R2
	Hollow Metal, Wood  	7410/7411 7440	74R1
	Surface Mounted – no cutting required		
	Strike Body Depth	1-1/16"	74R1: 1-1/16" 74R2: 1-1/8"
	Deadlatches 	✓	
	Cylindrical Lockset 	✓	
	Mortise Lockset 		
	Pullman Rim Exit Device  		74R1 (1/2") 74R2 (3/4")
	Starwheel/ Interlocking Rim Exit Device  		
Holding Force	Static Strength	1500 lbs	1500 lbs
	Dynamic Strength	70 ft lbs	70 ft lbs
Electrical	Dual Voltage 12/24	✓	✓
	12 VDC / VAC Current Draw	0.44A	0.44A VDC
	16 VDC Current Draw / VAC Current Draw	0.46A Requires 16 DC adapter (P/N VA7400-16VDC)	0.46A Requires 16 DC adapter (P/N VA7400-16VDC)
	24 VDC Current Draw / VAC Current Draw	0.23A	0.23A
	Field Selectable (Fail Secure/Fail Safe)	✓	✓

		7400 Series	74RX Series
Certifications & Listings	UL 1034 Burglary-Resistant Listed (indoor) 	✓	✓
	UL 1034 Burglary-Resistant Listed (outdoor) 	✓	✓
	UL 294 Listed	✓	✓
	UL 305 listed		
	ANSI/BHMA A156.23 Grade 1 		
	ANSI/BHMA A156.31, Grade 1 	✓	✓
	UL 10C Fire Rated (3 hour single door) 		
	CAN/ULC-S104 Fire Door Conformant		
	Rohs Compliant		
Specifications	Preload Capable 	✓	✓
	Cycle Testing	250 K	250 K
	Finish Options	7 (varies by model)	3
	Monitoring Type (factory configured)	Latchbolt + Strike Status	Latchbolt + Strike Status
	Warranty	5 years	5 years
	Construction (bolt retaining keeper)	Stainless Steel	Stainless Steel
Options	Lip Extension Kits	✓	
	Modular Packaging (1 strike body kit + 1 faceplate kit)	✓	
	ELX-ElectroLynx® Adapter	✓	✓
	16 VDC Adapter	✓	✓
	Wood Door Cover	✓	

USA

800.872.3267 | f: 800.232.7329
adamsrite.com/preload

customerservice.adamsrite@assaabloy.com
techsupport.adamsrite@assaabloy.com



@AdamsRite



AdamsRiteMfg



Adams Rite

Canada

800.461.3007 | f: 800.461.8989
assaabloydss.ca

sales.dss.ca@assaabloy.com
orders.dss.ca@assaabloy.com

The ASSA ABLOY Group is the global leader in access solutions. Every day we help people feel safe, secure and experience a more open world.



Patent pending and/or patent www.assaabloydss.ca/patents.

Copyright © 2023, Hanchett Entry Systems, Inc., an ASSA ABLOY Group company. All rights reserved. Reproduction in whole or in part without the express written permission of Hanchett Entry Systems, Inc. is prohibited. AR-028-0623