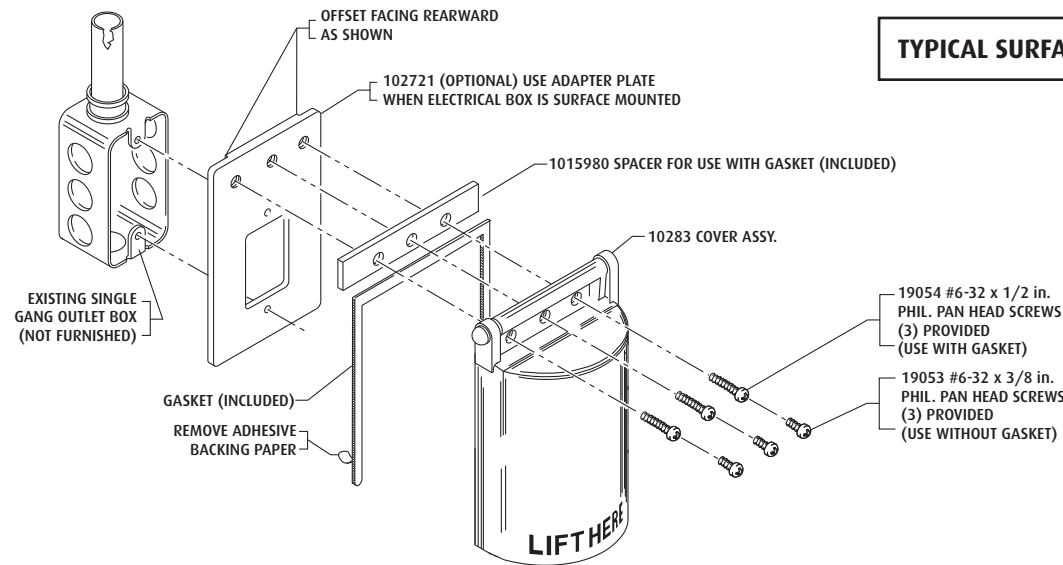


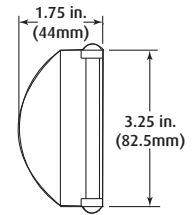


**Safety Technology International, Inc.**  
2306 Airport Road • Waterford, Michigan 48327-1209  
Phone: 248-673-9898 • Fax: 248-673-1246  
Toll Free: 800-888-4784 • E-mail: [info@sti-usa.com](mailto:info@sti-usa.com)  
Web: [www.sti-usa.com](http://www.sti-usa.com)

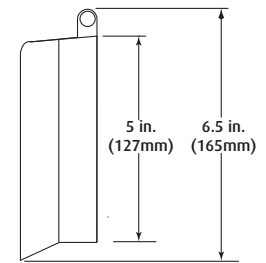
**Safety Technology International (Europe) Ltd.**  
Unit 49G Pipers Road • Park Farm Industrial Estate • Redditch  
Worcestershire • B98 0HU • England • Tel: 44 (0) 1527 520 999  
Fax: 44 (0) 1527 501 999 • Freephone: 0800 085 1678 (UK only)  
E-mail: [info@sti-europe.com](mailto:info@sti-europe.com) • Web: [www.sti-europe.com](http://www.sti-europe.com)



### TYPICAL SURFACE MOUNT INSTALLATION

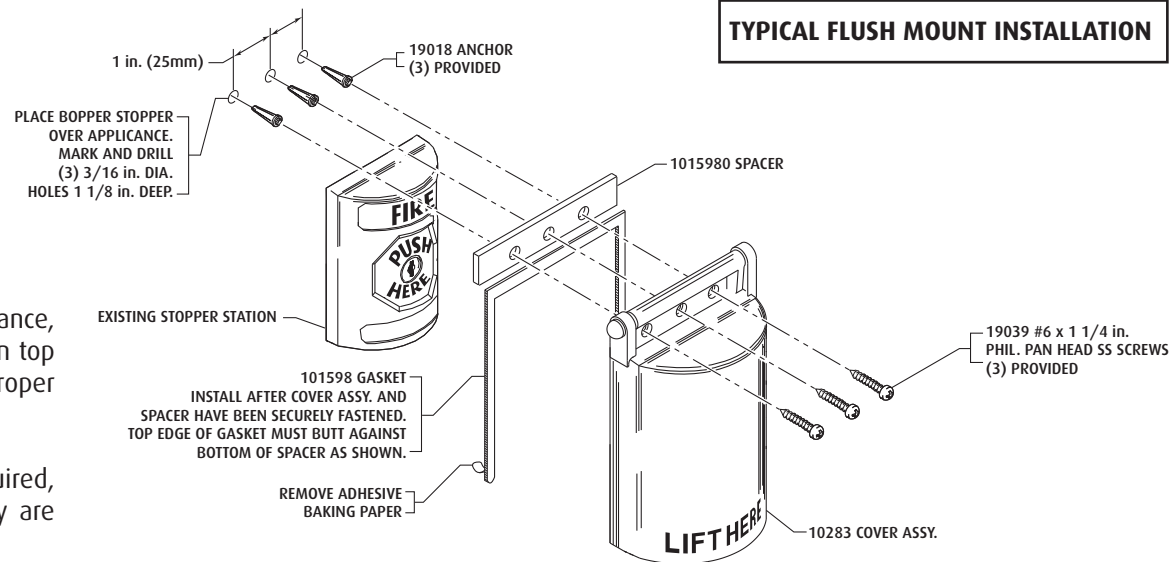


TOP VIEW  
STI-6518

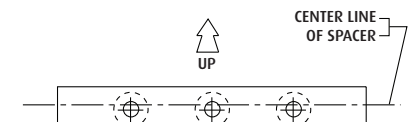


SIDE VIEW  
STI-6518

PRODUCT DIMENSIONS  
(INSIDE DIMENSIONS)



### TYPICAL FLUSH MOUNT INSTALLATION



MAKE SURE SPACER IS  
INSTALLED AS SHOWN WITH  
MOUNTING HOLES BELOW CENTER LINE.

1015980  
SPACER ORIENTATION

### NOTE

When installing cover, over appliance, leave 1/4 in. clearance between top surface and hinge to allow proper clearance when cover is lifted.

If weather protection is not required, discard gasket and spacer, they are not needed.



## INSTALLATION OF STI-6518 BOPPER STOPPER®

All specifications and information shown were current as of publication and are subject to change without notice.

Electronic warranty form at [www.sti-usa.com/wc14](http://www.sti-usa.com/wc14)

651815 OCT2006

