

## Can-AM 2016-2024 Defender Tail Light

**Thank you for choosing Rough Country for all your vehicle needs.**

Please read instructions before beginning installation. Check the kit hardware against the kit contents shown below. Be sure you have all needed parts and know where they go.

If question exist, please call us @1-800-222-7023. We will be happy to answer any questions concerning this product.

Check all fasteners for proper torque. Check to ensure for adequate clearance between all components.

Periodically check all hardware for tightness.

### KIT CONTENTS:

Driver Side Tail Light x1  
Pass Side Tail Light x1

### TOOLS NEEDED:

10mm Wrench or Socket

### HARDWARE INCLUDED:

Clips x4




### Torque Specs:


Size	Grade 5	Grade 8	Size	Class 8.8	Class 10.9
5/16"	15 ft/lbs	20ft/lbs	6MM	5ft/lbs	9ft/lbs
3/8"	30 ft/lbs	35ft/lbs	8MM	18ft/lbs	23ft/lbs
7/16"	45 ft/lbs	60ft/lbs	10MM	32ft/lbs	45ft/lbs
1/2"	65 ft/lbs	90ft/lbs	12MM	55ft/lbs	75ft/lbs
9/16"	95 ft/lbs	130ft/lbs	14MM	85ft/lbs	120ft/lbs
5/8"	135ft/lbs	175ft/lbs	16MM	130ft/lbs	165ft/lbs
3/4"	185ft/lbs	280ft/lbs	18MM	170ft/lbs	240ft/lbs

## INSTALLATION INSTRUCTONS


1. Clean any dirt or debris from around the light or inside the tailgate area. **See Photo 1.**
2. Remove the (2) mounting bolts from the inside of the rear panel using a 10mm socket. **See Photo 2.**



3. Remove the tail light from the outer panel, then unplug the tail light. **See Photo 3.**
4. Before installing the new tail light place the (2) mounting clips over the holes on the mounting flange. **See Photo 4.**



5. Plug the new tail light into the factory harness, then insert into the outer panel. **See Photo 5.**
6. Using the (2) OE bolts secure the tail light into the outer panel. Tighten using a 10mm socket. **See Photo 6.**



By purchasing any item sold by Rough Country, LLC, the buyer expressly warrants that he/she is in compliance with all applicable, State, and Local laws and regulations regarding the purchase, ownership, and use of the item. It shall be the buyers responsibility to comply with all Federal, State and Local laws governing the sales of any items listed, illustrated or sold. The buyer expressly agrees to indemnify and hold harmless Rough Country, LLC for all claims resulting directly or indirectly from the purchase, ownership, or use of the items.

