

# ROUGH COUNTRY

## CFMOTO U10 1000 PRO GAME LOADER

Thank you for choosing Rough Country for all your vehicle needs.

Please read instructions before beginning installation. Check the kit hardware against the kit contents shown below. Be sure you have all needed parts and know where they go.

If question exist, please call us @1-800-222-7023. We will be happy to answer any questions concerning this product.

Check all fasteners for proper torque. Check to ensure for adequate clearance between all components.

Periodically check all hardware for tightness.

### Kit Contents:

1-Winch Basket  
1-DR Mount Bracket  
1-PASS Mount Bracket  
1-1000LB Winch

### Tools Needed:

13mm Socket or Wrench  
5mm Allen Wrench

### Hardware Included:

6-8mm-1.25 x 20mm Hex Bolt  
6-8mm-1.25 Flange Nut  
6-8mm Flat Washer  
6- Fender Washer  
6-8mm-1.25 x 20mm Button Head  
2-Zip-tie





### Torque Specs:

Size	Grade 5	Grade 8	Size	Class 8.8	Class 10.9
5/16"	15 ft/lbs	20ft/lbs	6MM	5ft/lbs	9ft/lbs
3/8"	30 ft/lbs	35ft/lbs	8MM	18ft/lbs	23ft/lbs
7/16"	45 ft/lbs	60ft/lbs	10MM	32ft/lbs	45ft/lbs
1/2"	65 ft/lbs	90ft/lbs	12MM	55ft/lbs	75ft/lbs
9/16"	95 ft/lbs	130ft/lbs	14MM	85ft/lbs	120ft/lbs
5/8"	135ft/lbs	175ft/lbs	16MM	130ft/lbs	165ft/lbs
3/4"	185ft/lbs	280ft/lbs	18MM	170ft/lbs	240ft/lbs




## INSTALLATION INSTRUCTIONS



1. Using (3 per bracket) 8mm x 20 hex bolts, and 8mm flat washers, and 8mm flange nuts, attach the DR side mount bracket to basket. DR side pictured. **See Photo 1.**
2. With a 13mm socket or wrench, tighten the bracket to the basket. **See Photo 2.**
3. Repeat steps 1 & 2 for PASS side.



4. Place (2) fair lead bolts into the fair lead and insert into basket. **See Photo 3.**
5. Using a 13mm socket, tighten fair lead to basket. **See Photo 4.**



6. Attach winch to basket using provided manufacturer's instructions in winch box. **See Photo 5.**
7. Using a 5mm allen wrench, attach the basket to the vehicle with (3 per bracket) 8mm button head and 8mm fender washers. **See Photo 6.**
8. Repeat step 7 for PASS side.



By purchasing any item sold by Rough Country, LLC, the buyer expressly warrants that he/she is in compliance with all applicable, State, and Local laws and regulations regarding the purchase, ownership, and use of the item. It shall be the buyers responsibility to comply with all Federal, State and Local laws governing the sales of any items listed, illustrated or sold. The buyer expressly agrees to indemnify and hold harmless Rough Country, LLC for all claims resulting directly or indirectly from the purchase, ownership, or use of the items.

