



Chevy 19-24 1500 Front and Belly Skid Plate

Thank you for choosing Rough Country for all your vehicle needs.

Please read instructions before beginning installation. Check the kit hardware against the kit contents shown below. Be sure you have all needed parts and know where they go.

If question exist, please call us @1-800-222-7023. We will be happy to answer any questions concerning this product.

Check all fasteners for proper torque. Check to ensure for adequate clearance between all components.

Check and retighten wheels at 50 miles and again at 500 miles. Periodically check all hardware for tightness.

KIT CONTENTS:


- 1- Belly Skid Plate
- 1- Front Skid Plate
- 1- DR Mount Bracket
- 1- PASS Mount Bracket

TOOLS NEEDED:

- Jack and Jack Stands
- 13mm Socket or Wrench

HARDWARE INCLUDED:

- 4- M8-1.25 Flange Nut
- 4- M8-1.25 x 30mm Bolt
- 4- Flat Washer





Torque Specs:

Size	Grade 5	Grade 8	Size	Class 8.8	Class 10.9
5/16"	15 ft/lbs	20ft/lbs	6MM	5ft/lbs	9ft/lbs
3/8"	30 ft/lbs	35ft/lbs	8MM	18ft/lbs	23ft/lbs
7/16"	45 ft/lbs	60ft/lbs	10MM	32ft/lbs	45ft/lbs
1/2"	65 ft/lbs	90ft/lbs	12MM	55ft/lbs	75ft/lbs
9/16"	95 ft/lbs	130ft/lbs	14MM	85ft/lbs	120ft/lbs
5/8"	135ft/lbs	175ft/lbs	16MM	130ft/lbs	165ft/lbs
3/4"	185ft/lbs	280ft/lbs	18MM	170ft/lbs	240ft/lbs





INSTALLATION INSTRUCTIONS


1. With a jack, raise vehicle and place on jack stands.
2. Using 13mm socket, remove plastic skid plates. Retain hardware. **See Photo 1.**
3. Loosely install (2) 8mm bolts in factory cross member. **See Photo 2.**



4. Slide belly plate on the 8mm bolts and tighten rear bolts. Loosely install front bolts. **See Photo 3.**
5. Loosely attach the DR and Pass mount brackets to front skid plate. **See Photo 4.**



6. Slide front plate on the front bolts on the belly plate and tighten (2) bolts on rear of front plate. **See Photo 5.**
7. **Note:** Remove factory bolts on frame to secure DR and PASS mount brackets. Once mount brackets are secured on frame, tighten mount brackets to front plate. **See Photo 6.**



By purchasing any item sold by Rough Country, LLC, the buyer expressly warrants that he/she is in compliance with all applicable, State, and Local laws and regulations regarding the purchase, ownership, and use of the item. It shall be the buyers responsibility to comply with all Federal, State and Local laws governing the sales of any items listed, illustrated or sold. The buyer expressly agrees to indemnify and hold harmless Rough Country, LLC for all claims resulting directly or indirectly from the purchase, ownership, or use of the items.

