

Facts & Figures

DEMOGRAPHICS

Black U.S.
Population

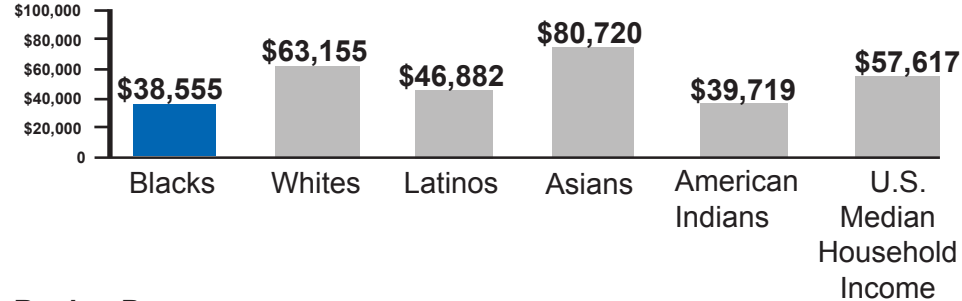
43.2 million
(13.3% of total population)

59.7 million*
(14.3% of total population)
*projected



FINANCES

Median Household Income



Buying Power

Blacks (2016): \$1.2 trillion *Projected for 2021: \$1.5 trillion*
 Latinos (2016): \$1.4 trillion
 Asians (2016): \$891 billion
 Total Population (2016): \$13.9 trillion



Created by Senivpetro - Freepik.com

Where are Black Americans spending more?

- Natural gas
- Electricity
- Shoes
- Phone services

Where are Black Americans spending less?

- New cars
- Furniture
- Health care
- Education
- Pensions

BUSINESS

Blacks in Executive/Senior-Level Management

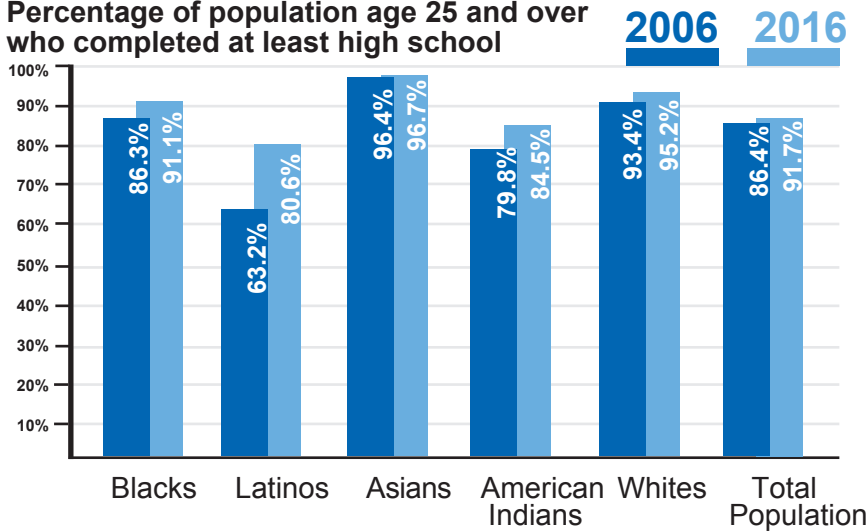
DiversityInc Top 10	6.90%
U.S.	3.18%

Blacks on Boards of Directors

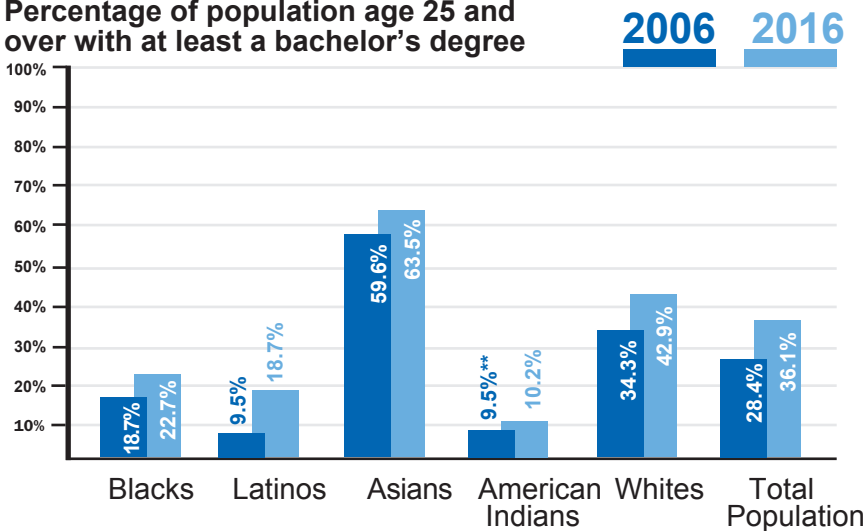
DiversityInc Top 10	10%
U.S.	7.9%

EDUCATION

Percentage of population age 25 and over who completed at least high school



Percentage of population age 25 and over with at least a bachelor's degree



HEALTH DISPARITIES

Life Expectancies

Whites – 78.9 years
 Blacks – 75.1 years
 Latinos – 81.9 years
 Total Population – 78.8 years

Additional Health Disparities

Did you know...

- Of the smallest premature infants, Black babies are nearly twice as likely to die or have severe health issues when compared to white babies.
- Survival rates in America for colon, breast and ovarian cancers are lower for Black people than white people.
- Black Americans are in poorer cardiovascular health and see more heart disease-related deaths when compared to other ethnic groups.



Created by Katemangostar - Freepik.com