

NAME: \_\_\_\_\_

Teacher: \_\_\_\_\_

Today's Date: \_\_\_\_\_

Class: \_\_\_\_\_

Date Due: \_\_\_\_\_

### Assignment:

Give Your Teacher a Paperwork Break

### Purpose:

You're going to learn some new words by doing some learning activities and completing a quiz on your own. Why? Two reasons:

- You'll learn about technology that can help you learn when a teacher isn't around, and
- You'll learn more about which activities are more effective at helping you learn.

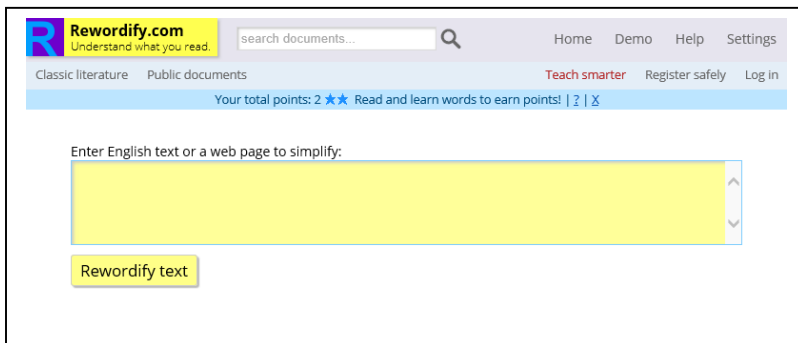
### Instructions:

1. Find a sentence (or a short paragraph) that has some words that you don't know. You can find this in a book, or in an online article.

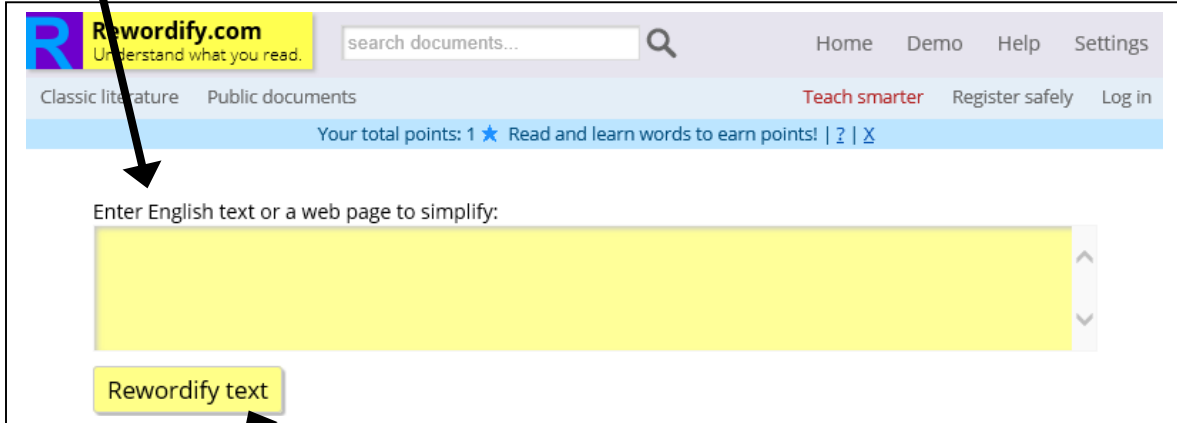
If you're not sure what to pick, start with this:

The neurologist listened carefully to the ailing patient. The patient, a swarthy man of 55, tried to maintain a sanguine tone of voice as he described his chronic neuralgia. "I can help him," thought the doctor, and she continued listening to the salient points of the man's narrative.

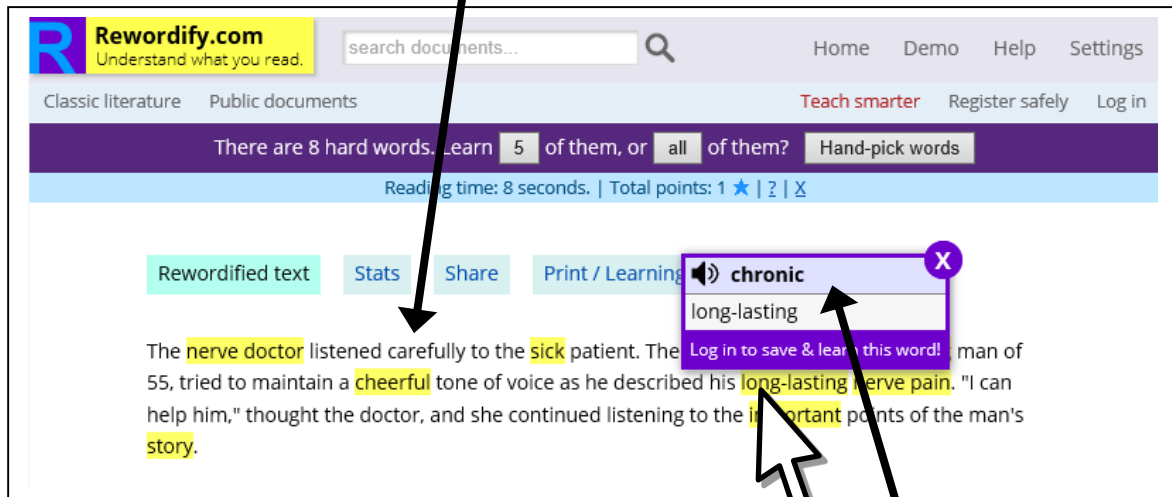
2. Point your web browser to **rewordify.com**:



3. In the top yellow box, enter the difficult sentence or short paragraph you found in Step #1:



4. Then, click "Rewordify text."
5. You'll see a simplified version of the text appear in this area:



If you click (or tap) a highlighted word, you'll see the original, harder word.

Take a few minutes to click some highlighted words and see the relationships between the original harder words and the easier replacements.

6. Click the “Print / Learning activities” tab at the top:

The screenshot shows the Rewordify.com website interface. At the top, there is a search bar and navigation links for Home, Demo, Help, and Settings. Below this, there are links for Classic literature and Public documents, along with options to Teach smarter, Register safely, and Log in. A purple banner displays the text: "There are 8 hard words. Learn 5 of them, or all of them?" with a "Hand-pick words" button. Below the banner, a blue bar shows "Reading time: 1 minute and 6 seconds. (Limit for this document.) | Total points: 2 ★★ | ? | X". A row of tabs includes "Rewordified text", "Stats", "Share", and "Print / Learning activities", which is highlighted in green. Below the tabs, a message states: "Printouts contain 8 vocabulary words with the current rewordifying level. [Change the level.](#)" followed by the instruction "Select which type of printout you want:". A list of radio button options is provided: "Original text (no rewordification)", "Rewordified text with highlighting (New: highlighting can print in color)", "Vocabulary list with definitions", "Vocabulary list without definitions", "Word bank quiz +", "Matching sheet (column of terms and column of definitions) +", "Standard quiz (answer choices randomly picked only from words on quiz) +", "Difficult quiz (answer choices randomly picked from over 56,000 words & phrases) +", "Cloze activity +", and "Text with vocabulary (text on left with hard words underlined; definitions on right)". A checkbox for "\*Generate answer key (available for starred options)" is also present. At the bottom left, there is a "Print" button. Two black arrows are overlaid on the image: one points from the top of the page down to the "Print / Learning activities" tab, and another points from the bottom of the page up to the "Difficult quiz" option.

7. Click on the button next to “Standard Quiz”, and then click “Print” at the bottom.

(see next page)

8. Another screen will come up:

This is a Rewordify.com printable document.  
It looks plain on the screen, but it prints correctly. The gray areas of this document will not appear on the printout.

[Close page](#) [Print page](#)

Include a "name" line on printout

Name: \_\_\_\_\_

Quiz: For each difficult word or phrase, circle the correct definition.

1. **neurologist:**  
A) nerve doctor  
B) cheerful  
C) long-lasting  
D) sunburned-looking
2. **ailing:**  
A) sunburned-looking  
B) nerve doctor  
C) nerve pain  
D) sick
3. **swarthy:**  
A) sunburned-looking  
B) nerve doctor  
C) nerve pain  
D) sick

Rewordify.com: Understand what you read Page 1 of 2

Name: \_\_\_\_\_

Quiz: For each difficult word or phrase, circle the correct definition.

1. **neurologist:**  
A) nerve doctor  
B) cheerful  
C) long-lasting  
D) sick
2. **ailing:**  
A) sunburned-looking  
B) nerve doctor  
C) nerve pain  
D) sick
3. **swarthy:**  
A) sunburned-looking  
B) nerve doctor  
C) nerve pain  
D) sick
4. **impotent:**  
A) long-lasting  
B) sunburned-looking  
C) long-lasting  
D) long-lasting
5. **impotent:**  
A) important  
B) sunburned-looking  
C) long-lasting  
D) long-lasting
6. **impotent:**  
A) long-lasting  
B) sunburned-looking  
C) long-lasting  
D) long-lasting
7. **impotent:**  
A) important  
B) sunburned-looking  
C) long-lasting  
D) long-lasting
8. **impotent:**  
A) important  
B) sunburned-looking  
C) long-lasting  
D) long-lasting
9. **impotent:**  
A) important  
B) sunburned-looking  
C) long-lasting  
D) long-lasting

<http://rewordify.com/printable.php> 3/21/2015

On that window, click "Print page" and print it. After it prints, click "Close page" on the screen to return to the screen pictured above.

9. Now click on the button that says "Vocabulary list with definitions" and click "Print." Do the same: print the document, then click "Close page." Would this list help you get a 100% on the quiz you just printed?
10. Spend a few minutes clicking on the other Learning tools buttons to see what they do. Which feature do you think would help you learn best?
11. Here's where you'll help your teacher out: Complete the quiz you printed and show your teacher that you understand the difficult words in your text passage. Use the vocabulary list you printed in Step 9, above, to help you.
12. Answer the question on the next page, and double-check the rubric (on page 6) to be sure you'll get an "A" on this assignment! When you're sure you've completed everything well, hand this packet and the completed quiz to your teacher.



**Rubric:**

To get an “A”, double-check to be sure you’ve done each of these prior to turning in your paper. Check each one off after you’ve done it:

	POINTS:
<input type="checkbox"/> I completed the vocabulary quiz	_____
<input type="checkbox"/> I answered all the questions on page 5 in a short paragraph	_____
<input type="checkbox"/> My writing is legible and free of grammar and spelling errors	_____
<input type="checkbox"/> My name is at the top of Page 1	_____
TOTAL POINTS:	_____