

ROVER 3

Turning your data into your profit

What if your system warned you before you had unplanned downtime? What if it could warn you regardless of where you are? You operate complex equipment and processes which produce tons of critical data each day. Are you taking advantage of what your system is telling you?

Maximize Uptime

ROVER 3 has one mission: turn the data your system produces into actionable information that increases your uptime, drives production efficiency, and can be accessed in real time from anywhere. The new ROVER Analytics Portal aggregates data from each Asset ROVER to bring you system-wide insights you didn't know you were missing.

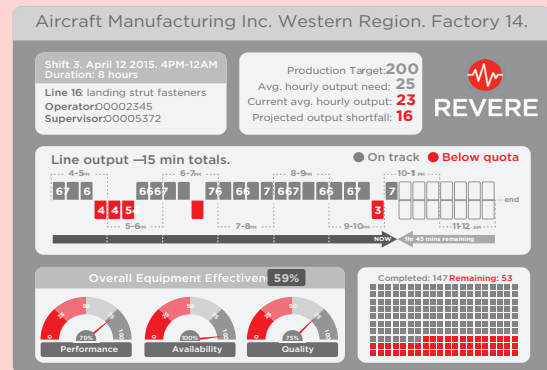
With Key Performance Indicators available on any of your assets, you'll have detailed performance information that gives you a full picture of your system. ROVER 3 gives your team the confidence to fine-tune equipment problems without affecting working assets.

Monitor Downtime

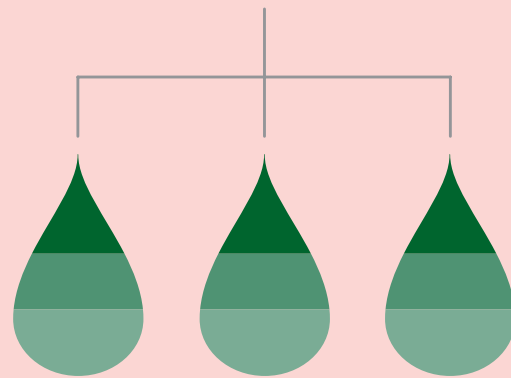
Every system will have problems, but how quickly can you respond? Active Alerts let you know when trouble is looming, and ROVER 3's Downtime App automatically logs downtime duration and conditions, so you can track problems as they occur and analyze the root cause of them. The remote engineering capability allows Revere to access your data and equipment from anywhere; it's all the benefit of on-site support without the travel costs.

Nobody knows your system better than you do, so Active Alerts are customizable to whatever triggers you choose, so you can determine the difference in machine idiosyncracies and possible problems.

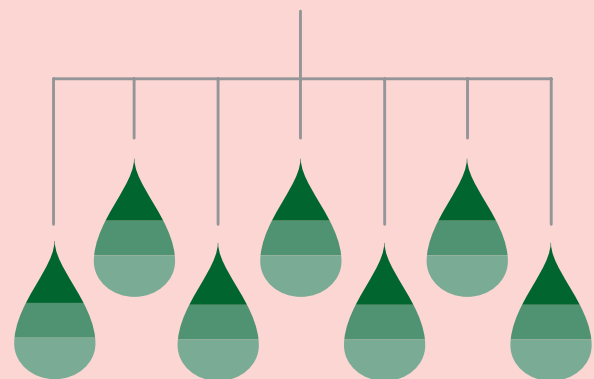
No Infrastructure, No Sweat
 ROVER 3 doesn't require a major infrastructural project; getting insights is as simple as Plug-Program-Play.



ROVER Analytics Portal



Plant ROVERs



Asset ROVERs

Start Small - or Large

ROVER 3 provides you with an immediate benefit to your bottom line. Because every ROVER device offers access to the online ROVER Analytics Portal, you can start with one on any asset and see immediate returns. Once you've solved your critical problem, don't stop there! ROVER 3's modular architecture provides you with unlimited scalability. Whether you want visibility at the machine, plant, or enterprise level, the ROVER 3 platform ensures actionable information across your entire organization.

No single customer has identical needs, and we take that into account. Our base system includes both hardware and cloud services designed to provide you with one key performance indicator. This gives you a way to explore the huge advantage that actionable information provides without financial risk.

How to Get Started

Included in your kit is one day of implementation, ensuring that your chosen metric is up and running before we leave. The heart of our ROVER 3 system is our ROVER, a data modeling, collection, and visualization device. Once onsite, we will connect the ROVER to your asset, program the data conditioning, and customize your visualization look and feel. Upon installation, you simply use your phone, tablet, or PC to access your ROVER Analytics Portal and view your KPIs and Downtime App.



What can Rover 3 do for you?



Active Alerts Receive text and email alerts triggered on any condition you choose for your system. It's all there and completely configurable from your smartphone, tablet or PC.



System Monitoring Anytime, Anywhere Manage your system from anywhere worldwide in real time. ROVER 3 connects via cell, WiFi, or ethernet.



Downtime Improve performance and production across the board using ROVER 3's Downtime App, giving your team insights to improve production and uptime in days, not years



Remote Support Access Gone are the days of extended downtime due to support delays. Our engineers can access, troubleshoot, and get your system running again remotely as if we were on site.



Reporting Schedule emailed reports of asset performance, condition trending, or other critical information to quickly satisfy your informational needs and keep track of longterm trends within your system.



Key Performance Indicators Use the ROVER Analytics Portal to view real time and historical Key Performance Indicators on each of your assets or the entire system, allowing you to understand performance at a glance.



2240 ROCKY RIDGE ROAD
BIRMINGHAM, ALABAMA 35216

T 800.536.2525
T 205.824.0004
WWW.REVERECONTROL.COM