

Board of Directors report on the company's activity


Based on the separate and consolidated financial statements for the financial period

ending on Sept. 30th, 2023

SODIC Group has made achievements during the financial period ending September 30th, 2023, as follows:

1. The net contracts of clients during the period from 01/01/2023 to 30/09/2023 amounted to 18.5 billion Egyptian pounds.
2. The net receipts during the period from 01/01/2023 to 30/09/2023 amounted to 7.2 billion Egyptian pounds.
3. The following is a statement of the position of the company's projects until 30/09/2023:

Project Name	Units' delivery numbers	Values of the Units Million EGP
Westtown Residence and Courtyard	4	26
Easttown Residence	14	73
Caesar	4	98
Polygon	9	190
October Plaza	120	578
One 16	1	10
Portal	2	34
Sky Condos	84	493
Strip II	1	12
SODIC East	263	1,261
Forty West	4	71
EDNC	20	287
Six West	35	323
Villette	5	77
Polygon X	10	77
WMC	2	19
Allegria Residence	63	519
Pavillion	36	490
V-Residence	66	419



Eman Galal
إيمان جلال

Key indicators extracted from the company's consolidated financial statements for the financial period ending on Sept. 30th, 2023:

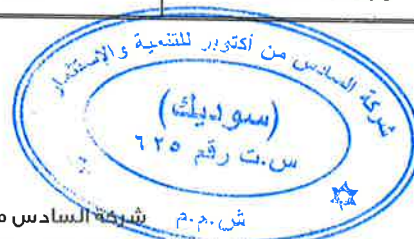
Statement of consolidated profit or loss Highlights:

Item	Financial period	
	Third Quarter of 2023 (EGP'000)	Third Quarter of 2022 (EGP'000)
Total revenues from operations	4 970 735	4 652 669
Gross Profit	1 780 279	1 475 737
Net Profit	557 057	438 746
Net Profit attributable to equity holders	547 573	433 516

Statement of financial position Highlights:

Item	Financial period	
	As of Sept. 30 th , 2023 (EGP'000)	As of Sept. 30 th , 2022 (EGP'000)
Long-Term Assets	5 190 766	4 025 431
Trade & Notes Receivables	4 783 193	2 922 972
Work in Process	17 532 550	16 342 488
Financial Investments at amortized Cost	1 231 888	811 194
Cash and cash equivalents	2 142 994	1 259 230
Total Equity	7 868 184	7 227 105
Advances from Customers	12 169 369	7 770 776
Total Bank Loans & Credit Facilities	3 343 003	3 170 668

Eman Canal
سوديك



Key indicators extracted from the Company's Separate financial statements for the financial period ending on Sept. 30st, 2023:

Statement of profit or loss Highlights:

Item	Financial period	
	Third Quarter of 2023 (EGP'000)	Third Quarter of 2022 (EGP'000)
Total revenues from operations	3 047 385	2 025 318
Gross Profit	1 261 482	456 337
Net Profit (loss)	241 740	(162 850)

Statement of financial position Highlights:

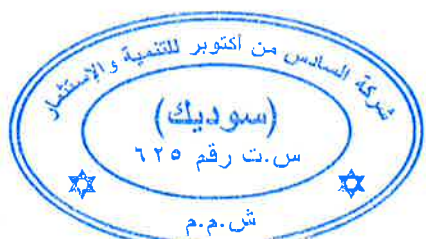
Item	Financial period	
	As of Sept. 30 th , 2023 (EGP'000)	As of Sept. 30 th , 2022 (EGP'000)
Long-Term Assets	4 350 103	3 645 977
Trade & Notes Receivables	2 273 507	1 236 819
Work in Process	8 514 830	8 495 695
Financial Investments at amortized Cost	249 558	252 874
Cash and cash equivalents	508 830	454 534
Total Equity	2 825 065	2 898 164
Advances from Customers	4 215 501	3 254 332
Total Bank Loans & Credit Facilities	1 275 840	1 446 979

Eman Gohel

General Manager

Ayman Amer

Date: 26/10/2023



شركة السادس من أكتوبر للتنمية والإستثمار - سوديك ش.م.م

الكيلا ٣٨ طريق القاهرة / الإسكندرية الصحراوي، الشيخ زايد، جيزة، مصر - ص ب ١١٩ الشيخ زايد

تليفون: ١٦٢٢٠ أو ٢٣٨٢٧.٣٠٠ فاكس: ٢٣٨٢٧.٣٠١

sodic.com