

How does the novel coronavirus get transmitted?

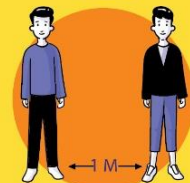


The virus mainly spreads from person to person through respiratory droplet transmission in close contact.

The virus can survive on surfaces and can also be transmitted as a contact infection by handling materials or surfaces contaminated with the sputum or respiratory droplet of an infected person.

How to stay safe?

General preventive and mitigation measures



The most effective preventive measures in the community include:

- Wash your hands regularly with an alcohol-based hand rub or with soap and clean water. If your hands are visibly dirty use only soap and water.
- Avoid touching your eyes, nose, and mouth.
- Cover your mouth and nose when coughing or sneezing. Cough/ sneeze into a tissue or flexed elbow and immediately dispose of the tissue.

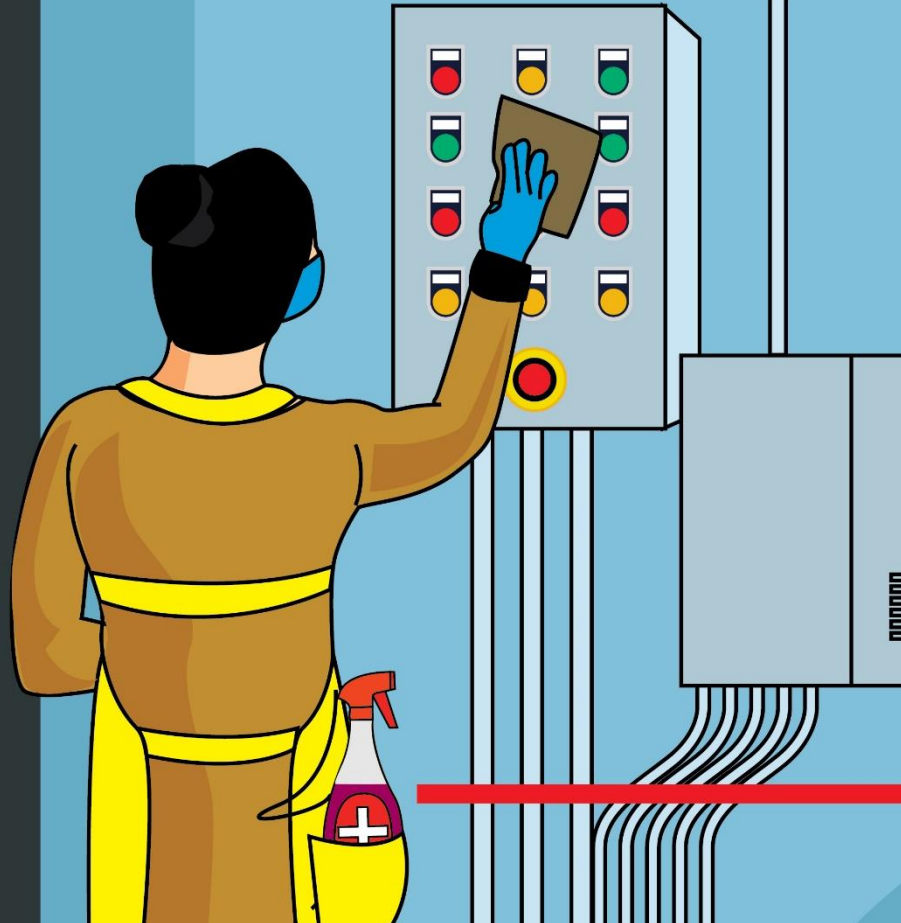
- Wear a medical mask if you have respiratory symptoms and wash hands using soap after disposing of the mask.
- Maintain physical distance (a minimum of 1 metre) from persons with respiratory symptoms.
- Avoid unnecessary travel and stay away from large groups of people.
- Stay at home if you feel unwell.
- Use headphones/ speaker phones when using mobile phone to avoid touching face.

Recommended good practices for FSTP Operators



- Work cloths must be worn at the changing area before starting the day's work. Always use mask, gloves, footwear and appropriate clothing (like long sleeved shirt, long trousers and apron).
- Ensure hand sanitizers and soap is available at the FSTP premises and encourage its usage by all staff.

Recommended good practices for FSTP Operators



- Clean frequently touched surfaces (such as valves, tools, pipes, rods, door handles, armrests, table tops, electrical switches and water taps) once every 2-4 hours with disinfectant.


DISINFECTANT

Recommended good practices for FSTP Operators



- While receiving fecal sludge, conduct tests with extreme caution. Wash hands and any surface which accidentally comes in contact with fecal sludge.
- Wash hands after performing any task with possible exposure to fecal sludge.

Recommended good practices for FSTP Operators



In case of spillage of fecal sludge ensure that lime powder is sprinkled over the spillage and the surface is cleaned using disinfectant

Recommended good practices for FSTP Operators



- **Protect wounds from getting in contact with fecal sludge**

An illustration of a wastewater treatment plant. It shows several large rectangular tanks with grey walls and dark grey interiors. Blue vertical pipes are visible, some with yellow caps. In the foreground, there are three grey rectangular plates covering access holes in a concrete structure. The ground is green, and the sky is blue.

Recommended good practices for FSTP Operators


Access holes should be suitably covered when no operation and maintenance activity is being performed.

Recommended good practices for FSTP Operators



- Working cloths and reusable PPE must be cleaned thoroughly using water added with disinfectant daily.
- Wear personal cloth at the changing area before leaving home from work.

Recommended vigilant activities for FSTP operators



ID CARD




**PERMISSION
LETTER**



- **Do not allow more than 5 visitors (or as specified from time-to-time by the Government) at a time in the site.**
- **Obtain ID card or permission letter from the ULB and always carry them for movement during lockdown period.**

Recommended vigilant activities for FSTP operators



- **Check health condition of staffs regularly and report to the ULB if any COVID symptoms are seen. Ensure that medical assistance is provided for any staff with symptoms of infection.**
- **Encourage co-workers to take leave if they are found to be ill.**

Recommended Good Practices for De-sludging Operators



Choice of PPE

- Cloth mask.
- Gloves.
- Head band and Wrist band.
- Foot wear covering whole foot/ gum boots.

How to put on and remove ppe?

1. Cover nose and mouth with mask and secure ties/elastic band behind the head and neck. While removing: Front of mask is contaminated — DO NOT TOUCH! Grasp bottom ties or elastics and remove without touching the front.



2. Wear gloves . Outside of gloves are contaminated, used gloved hand to remove other glove, follow this procedure to remove other glove



3. Wear Boots to cover your legs. Remove Boots with gloved hands.



Hand hygiene should be performed at all five moments.



- Before putting on PPE and after removing it, when changing gloves
- After any cleaning or maintenance activity
- After contact with any respiratory secretions
- Before eating
- After using the toilet

