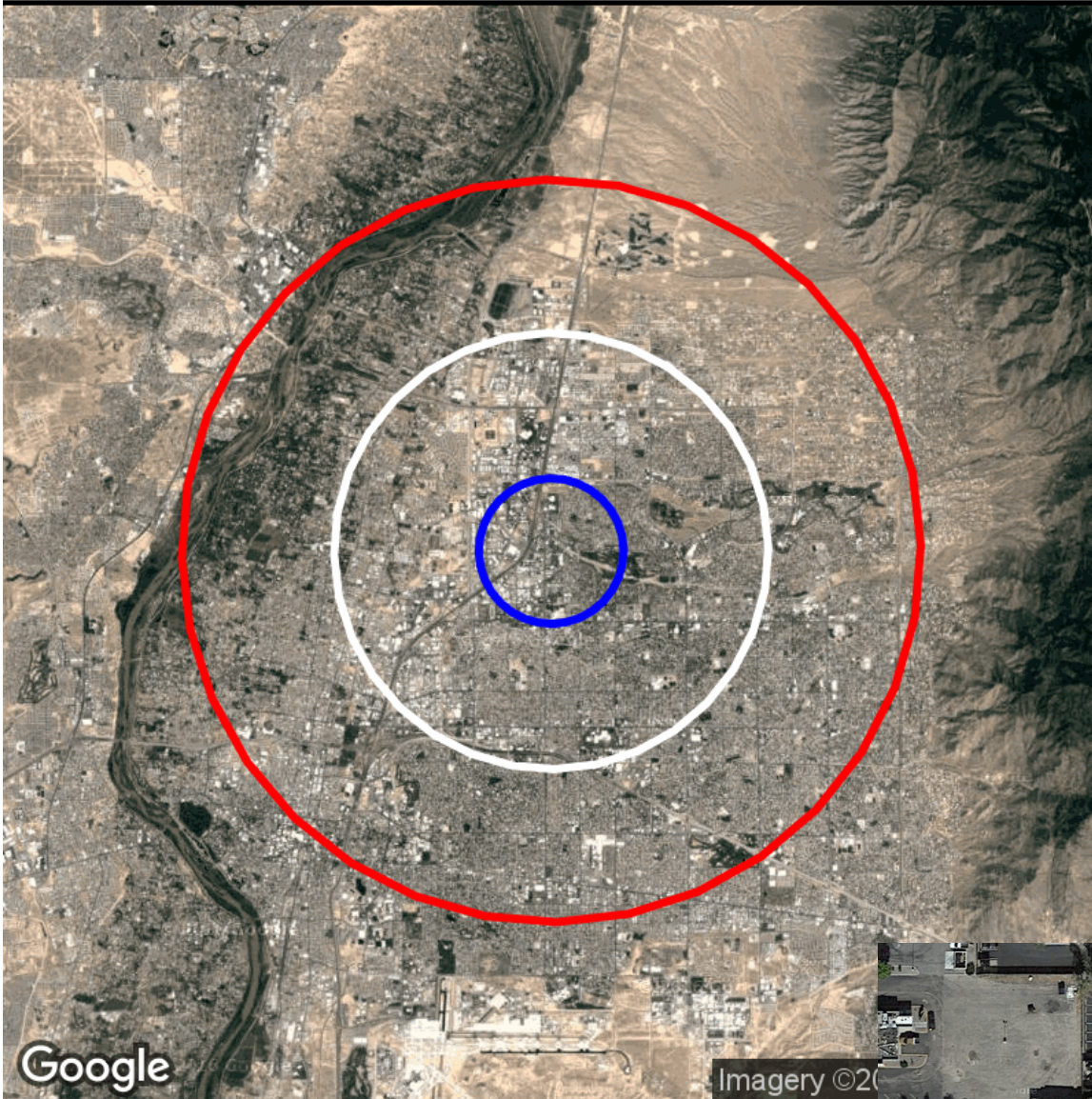


Demographic Report



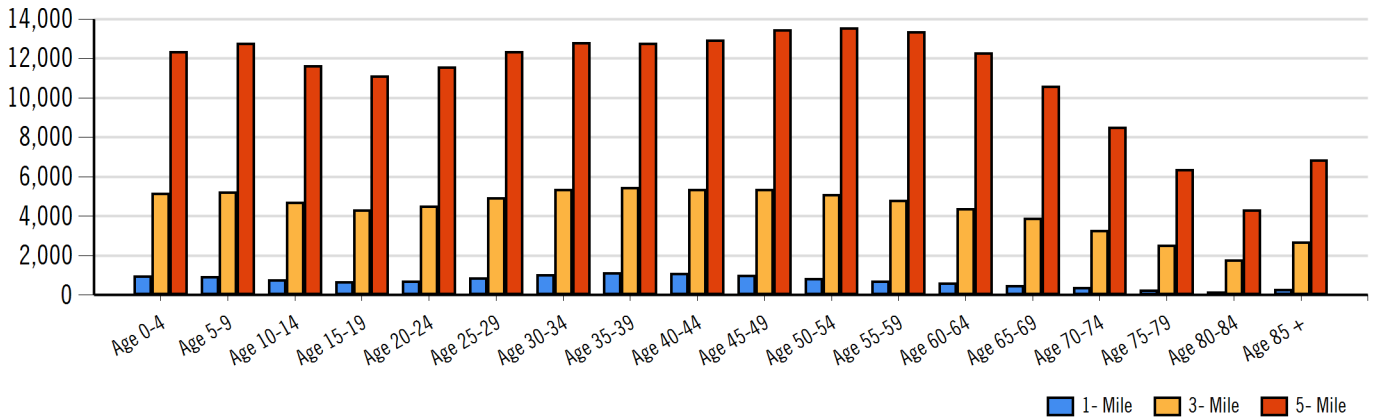
Tierra Encantada Shopping Center



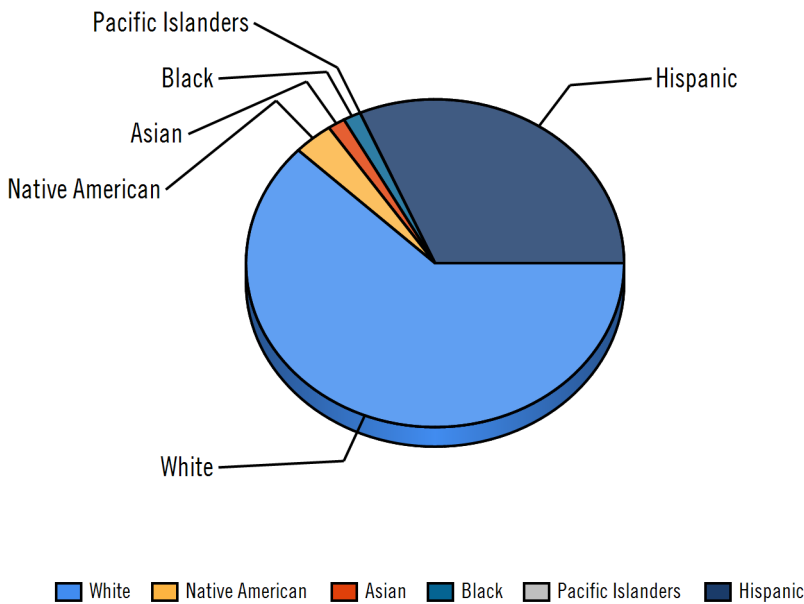
Paul Brockmeyer
paul@catylist.com



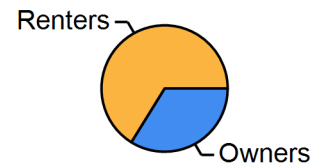
Population by Distance and Age (2015)



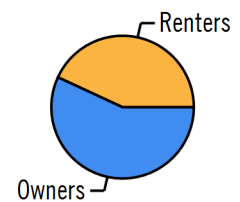
Ethnicity within 5 miles



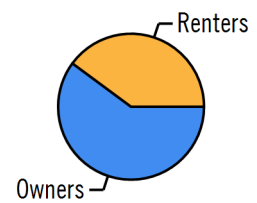
Home Ownership 1 Mile



Home Ownership 3 Mile



Home Ownership 5 Mile



Employment by Distance

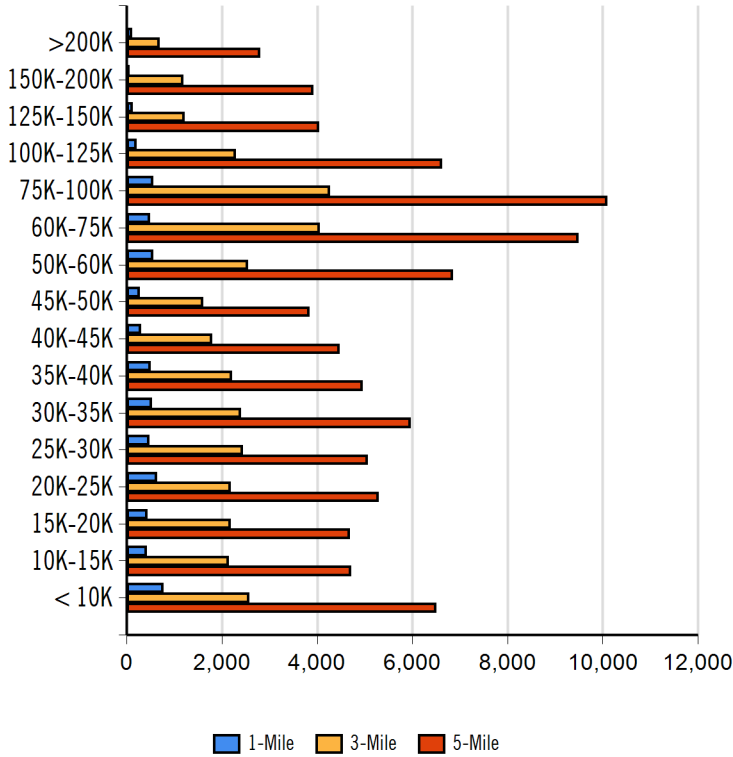
Distance	Employed	Unemployed	Unemployment Rate
1-Mile	6,982	226	2.08 %
3-Mile	39,753	1,107	2.49 %
5-Mile	101,004	2,801	2.70 %



Labor & Income

	Agriculture	Mining	Construction	Manufacturing	Wholesale	Retail	Transportation	Information	Professional	Utility	Hospitality	Pub-Admin	Other
1-Mile	37	0	467	409	182	922	226	139	910	1,408	1,015	401	534
3-Mile	342	60	2,749	2,367	1,255	5,132	1,270	966	6,037	9,730	4,332	2,453	3,412
5-Mile	672	239	6,739	6,256	3,257	12,460	3,815	2,605	16,350	26,822	10,355	5,787	8,177

Household Income



Radius	Median Household Income
1-Mile	\$22,289.49
3-Mile	\$44,687.47
5-Mile	\$48,579.71

Radius	Average Household Income
1-Mile	\$29,196.42
3-Mile	\$51,679.57
5-Mile	\$57,541.68

Radius	Aggregate Household Income
1-Mile	\$289,038,329.32
3-Mile	\$2,104,844,467.95
5-Mile	\$5,772,090,117.00

Education

	1-Mile	3-mile	5-mile
Pop > 25	9,273	55,702	141,694
High School Grad	2,291	13,621	32,950
Some College	2,627	14,853	36,424
Associates	757	3,306	7,936
Bachelors	1,390	8,909	26,975
Masters	722	4,799	14,171
Prof. Degree	112	927	3,585
Doctorate	72	408	1,602

Tapestry

	1-Mile	3-mile	5-mile
Expensive Homes	0 %	11 %	19 %
Households with 4+ Cars	27 %	63 %	76 %
Military Households	64 %	75 %	80 %
Mobile Homes	9 %	95 %	63 %
New Homes	20 %	39 %	62 %
New Households	96 %	102 %	101 %
Public Transportation Users	26 %	31 %	28 %
Teen's	46 %	69 %	71 %
Vacant Ready For Rent	15 %	42 %	49 %
Young Wealthy Households	0 %	37 %	33 %

This Tapestry information compares this selected market against the average. If a tapestry is over 100% it is above average for that statistic. If a tapestry is under 100% it is below average.



Paul Brockmeyer
paul@catylist.com



Tierra Encantada Shopping Center



CB Richard Ellis

2360 E Stadium Blvd, Ann Arbor, MI, 48104 | 312-568-4678

Expenditures

	1-Mile	%	3-Mile	%	5-Mile	%
Total Expenditures	237,253,387		1,521,415,140		4,000,017,267	
Average annual household	44,775		46,333		48,030	
Food	6,012	13.43 %	6,162	13.30 %	6,348	13.22 %
Food at home	3,893		3,941		4,014	
Cereals and bakery products	546		552		562	
Cereals and cereal products	191		192		196	
Bakery products	354		359		366	
Meats poultry fish and eggs	810		816		829	
Beef	200		202		205	
Pork	150		151		152	
Poultry	151		151		154	
Fish and seafood	127		128		132	
Eggs	60		60		61	
Dairy products	397		404		413	
Fruits and vegetables	757		770		785	
Fresh fruits	116		118		121	
Processed vegetables	144		145		146	
Sugar and other sweets	143		145		147	
Fats and oils	119		120		122	
Miscellaneous foods	729		739		752	
Nonalcoholic beverages	345		347		351	
Food away from home	2,118		2,220		2,334	
Alcoholic beverages	333		354		375	
Housing	16,412	36.65 %	16,783	36.22 %	17,245	35.90 %
Shelter	9,899		10,141		10,454	
Owned dwellings	5,794		6,127		6,407	
Mortgage interest and charges	2,935		3,135		3,303	
Property taxes	1,837		1,937		2,027	
Maintenance repairs	1,022		1,054		1,076	
Rented dwellings	3,424		3,282		3,240	
Other lodging	680		732		806	
Utilities fuels	3,915		3,954		3,993	
Natural gas	401		409		416	
Electricity	1,566		1,567		1,575	
Fuel oil	152		156		159	
Telephone services	1,218		1,234		1,245	
Water and other public services	575		586		595	
Household operations	1,040	2.32 %	1,088	2.35 %	1,143	2.38 %
Personal services	306		327		350	
Other household expenses	728		757		788	
Housekeeping supplies	583		595		614	
Laundry and cleaning supplies	155		156		158	
Other household products	327		337		349	
Postage and stationery	100		102		106	
Household furnishings	973		1,002		1,039	
Household textiles	63		67		73	
Furniture	161		157		159	
Floor coverings	5		6		5	
Major appliances	144		145		145	
Small appliances	89		91		96	
Miscellaneous	510		535		560	
Apparel and services	1,334	2.98 %	1,365	2.95 %	1,421	2.96 %
Men and boys	275		285		301	
Men 16 and over	223		233		246	
Boys 2 to 15	51		52		54	
Women and girls	516		527		550	



Paul Brockmeyer
paul@catylist.com



Catylist Research

Tierra Encantada Shopping Center



CB Richard Ellis

2360 E Stadium Blvd, Ann Arbor, MI, 48104 | 312-568-4678

Women 16 and over	429	440	462
Girls 2 to 15	86	86	87
Children under 2	91	90	91

Expenditures (Continued)

	1-Mile	%	3-Mile	%	5-Mile	%
Total Expenditures	237,253,387		1,521,415,140		4,000,017,267	
Average annual household	44,775		46,333		48,030	
Transportation	6,011	13.42 %	6,199	13.38 %	6,348	13.22 %
Vehicle purchases	1,089		1,128		1,150	
Cars and trucks new	171		182		181	
Cars and trucks used	863		891		917	
Gasoline and motor oil	2,096		2,136		2,163	
Other vehicle expenses	2,406		2,488		2,549	
Vehicle finance charges	189		199		204	
Maintenance and repairs	789		815		840	
Vehicle insurance	1,046		1,090		1,100	
Vehicle rental leases	324		341		359	
Public transportation	419		446		485	
Health care	3,655	8.16 %	3,750	8.09 %	3,805	7.92 %
Health insurance	2,193		2,243		2,268	
Medical services	714		750		771	
Drugs	399		411		416	
Medical supplies	115		119		122	
Entertainment	2,575	5.75 %	2,685	5.80 %	2,782	5.79 %
Fees and admissions	482		524		571	
Television radios	990		1,007		1,019	
Pets toys	860		896		928	
Personal care products	575		595		619	
Reading	67		70		73	
Education	1,039		1,084		1,212	
Tobacco products	405		395		390	
Miscellaneous	738	1.65 %	771	1.66 %	804	1.67 %
Cash contributions	1,345		1,406		1,451	
Personal insurance	4,501		4,933		5,376	
Life and other personal insurance	191		205		216	
Pensions and Social Security	4,310		4,728		5,159	

Distance	Year	Estimated Households			Housing Occupied By		Housing Occupancy		
		Projection	2000	Change	1 Person	Family	Owner	Renter	Vacant
1-Mile	2015	954	842	10.92 %	371	478	387	567	8
3-Mile	2015	691	627	7.77 %	242	386	401	289	28
5-Mile	2015	637	587	6.97 %	224	357	382	255	44
1-Mile	2020	1051	842	20.61 %	411	524	424	627	21
3-Mile	2020	742	627	15.22 %	261	414	433	309	57
5-Mile	2020	680	587	13.92 %	240	382	410	269	77



Paul Brockmeyer
paul@catylist.com

