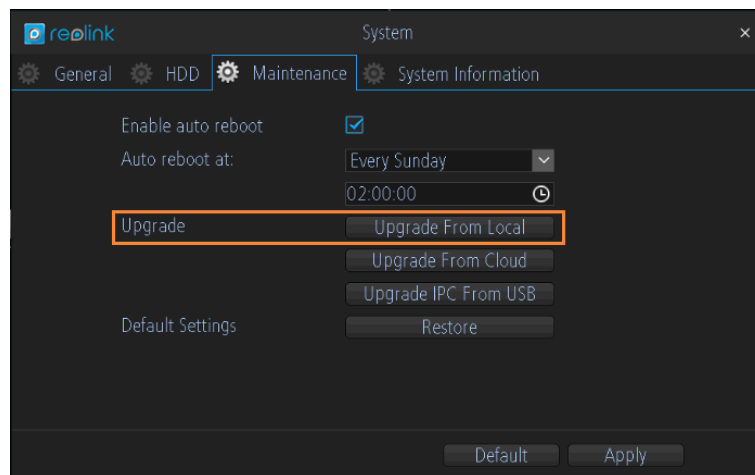


How to Upgrade Reolink WiFi NVR and WiFi IPC?

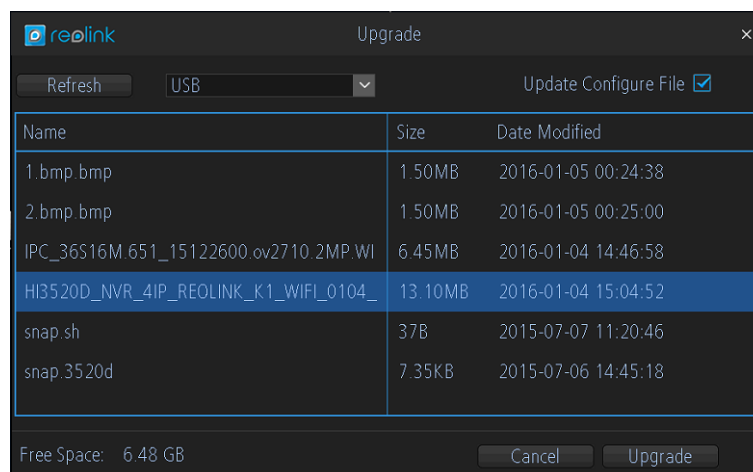
Reolink Wireless System can be upgraded locally on Wifi NVR.

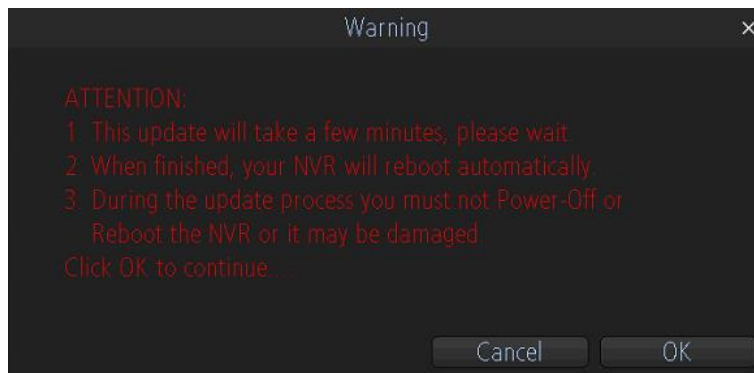
Upgrade WiFi NVR:

1. Download the Latest Firmware from Reolink web: <https://reolink.com/firmware/>, extract .zip file, open the 2 folders and copy .pak files to a USB flash drive.
2. Insert the USB flash disk to the NVR USB port. Right Click the Live View page to get to menu bar and go to System-->Maintenance-->**Upgrade From Local**.



3. Choose the correct .pak file, click **Upgrade** and wait for a few minutes for its rebooting. (Note: Please DO NOT reboot or power off the NVR during upgrading.)





Upgrade WiFi Camera:

Choose **Upgrade IPC From USB** and copy the correct **.pak** file to upgrade the cameras simultaneously.

