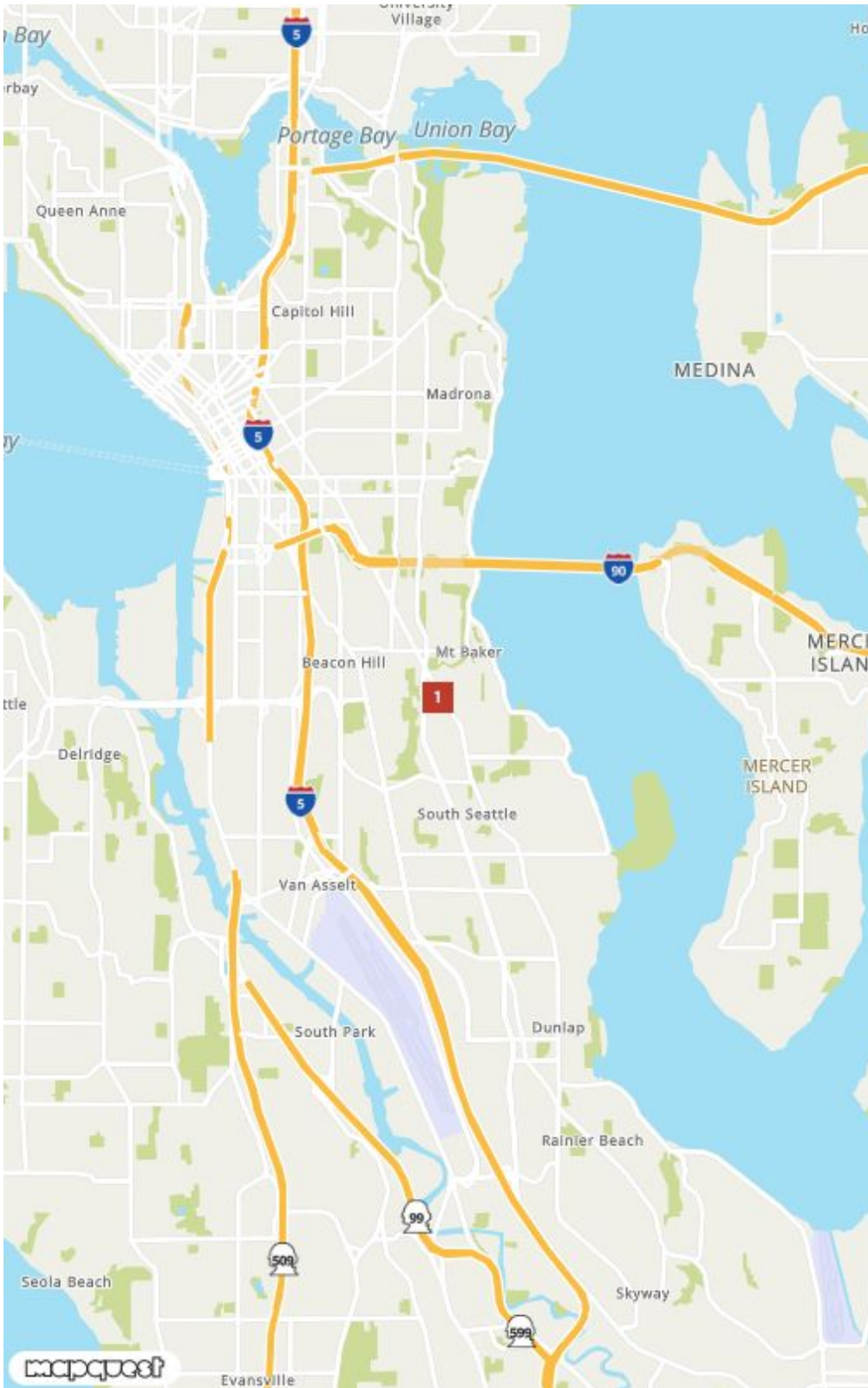


My Report

RE/MAX Metro Realty, Inc.

2312 Eastlake Ave E Seattle, WA 981023306 | 206-322-5700



1
3427 Rainier Ave S
Seattle, WA 98144



Jenny Liu
jenny.liu@metroeastside.com
425-230-7538



3427 Rainier Ave S

MOODY'S

RE/MAX Metro Realty, Inc.

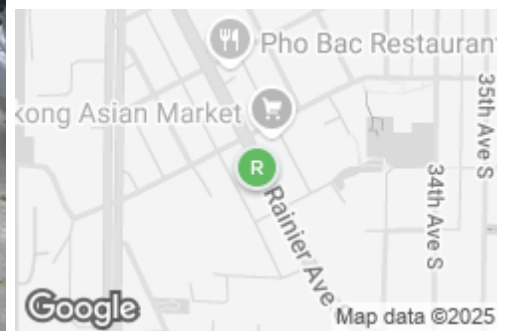
2312 Eastlake Ave E Seattle, WA 981023306 | 206-322-5700

3427 Rainier Avenue S

3427 Rainier Ave S, Seattle, WA, 98144

Retail: Restaurant

Prepared on June 19, 2025



Property Features

Sub Type	Restaurant
Zoning	C1-75 (M)
Building Status	Existing
Building Size	4,620 SF
Land Size	0.17 Acres / 7,200 SF
Number of Buildings	1
Number of Floors	1
Year Built	1955
Occupancy Type	Single Tenant

Parcels	1282301435
Legal Owner	Dinh,hien & Ha Trust
Submarket	CBA S. Seattle
County	King
Parking Spaces	-
Parking Ratio	-
Retail Space	4,620 SF
Rentable Space	4,620 SF

Listings

1 Listing | 4,620 SF | \$0.00

Type	Condo	Space Use	Suite	Available Space	Rate	Available
For Sale	-	Retail	-	4,620 SF	Negotiable	6/18/2025

Contact



Jenny Liu
425-230-7538
jenny.liu@metroeastside.com

RE/MAX Metro Realty, Inc.



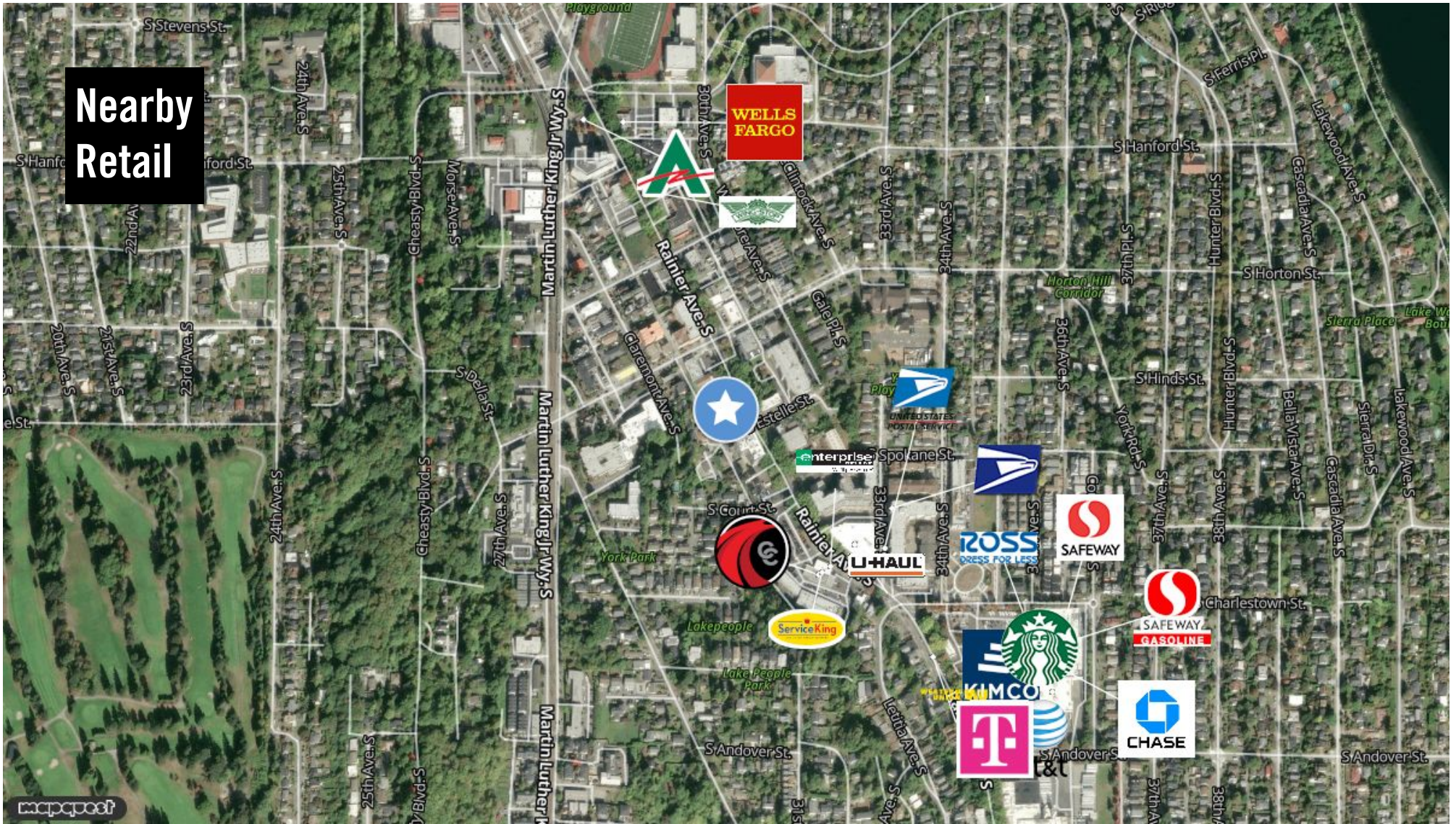
© Copyright Catylist. All Rights Reserved. The information presented herein is provided as is, without warranty of any kind. Neither the administrators of this site nor Catylist assume any liability for errors or omissions.

3427 Rainier Avenue S

RE/MAX Metro Realty, Inc.

2312 Eastlake Ave E Seattle, WA 981023306 | 206-322-5700

Nearby
Retail



Jenny Liu
jenny.liu@metroeastside.com
425-230-7538

MOODY'S
ANALYTICS

Catylist

Location Facts & Demographics

Demographics are determined by a 10 minute drive from 3427 Rainier Ave S, Seattle, WA 98144

CITY, STATE

Seattle, WA

POPULATION

87,190

AVG. HHSIZE

2.57

MEDIAN HH INCOME

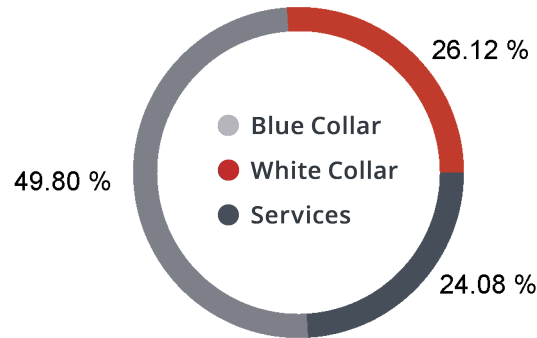
\$70,109

HOME OWNERSHIP

Renters: **14,753**

Owners: **18,535**

EMPLOYMENT

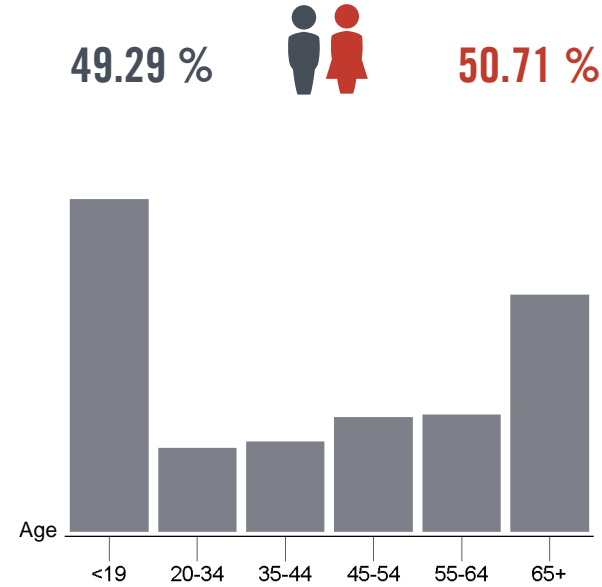


51.81 % Employed
2.02 % Unemployed

EDUCATION

High School Grad: **19.52 %**
Some College: **18.51 %**
Associates: **6.07 %**
Bachelors: **34.91 %**

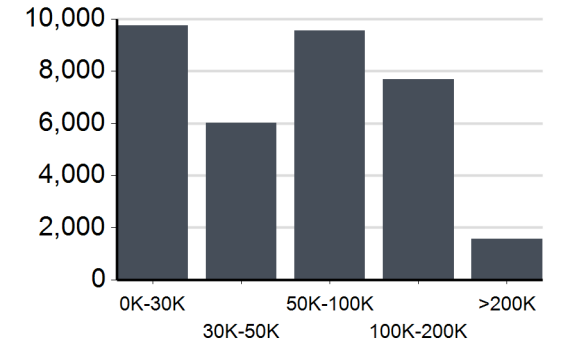
GENDER & AGE



RACE & ETHNICITY

White: **33.92 %**
Asian: **29.02 %**
Native American: **0.23 %**
Pacific Islanders: **0.03 %**
African-American: **20.79 %**
Hispanic: **7.98 %**
Two or More Races: **8.02 %**

INCOME BY HOUSEHOLD



HH SPENDING

