



Long Vowels

a e i o u
/ai/ /ee/ /igh/ /oa/ /yoo/

Contents

Page 2	Short Vowels	Resources: Vowel Letter Cards Consonant Letter Cards	PDF b+w sheets PDF b+w sheets
Page 3	Letter Names	Resources: Alphabet Song Video Alphabet Song Sheet Sound/Symbol Cards	website website PDF color sheets
Page 4	Long Vowels -Rule 1	Resources: Long Vowels rule 1 Word Cards	PDF b+w sheets
Page 5	Short Vowels - rule 1	Resources: Vowel Letter Cards Consonant Letter Cards	PDF b+w sheets PDF b+w sheets
Page 6	Next Lesson		



SHORT VOWELS

- First, we'll review the short vowels.
/a/ /e/ /i/ /o/ /u/
- Remind students that these are the sounds of the short vowels.
- Show the letter cards for the vowels and tell them that these are the letters for the short vowels.
- Show the letter cards for the consonants and say these are the letters for the consonants.




Letter Cards

[Vowel Letter Cards](#)

[Consonant Letter Cards](#)

SHORT VOWELS

- Display the Letter Cards for **a s t l m n S d** and **M**
- Ask students to pick out the vowel. Separate the **a** from the consonants.
- Ask students what are the letters that are left called. Consonants.
- Move the **s** in front of the vowel **a** and move the **t** behind the **a**.
- Ask students to read the word **sat**.
- As students to make as many words as they can from these nine letters and write the words they make on the writing sheets.





LETTER NAMES

- Go to the KIDiddles website and have students watch *The Alphabet Song* video. Get students to sing the song.
- Show the Sound/Symbol cards below:



- Ask students what the letters are called. Vowels.
- Hold up each of the Sound/Symbol cards and ask students: "What is the name of the letter. What is the sound it makes?"

Letter Names

[Alphabet Song Video](#)

[Alphabet Song Song Sheet](#)

Sound/Symbol Cards

[Cards](#)

LONG VOWELS

- Tell students that they will now learn that the vowels have another sound, and it's called the **Long Vowel sound**.
- The long vowel sound is the same as its name.
- Long vowel **a** is sounded **/ai/** as in "acorn."
Long vowel **e** is sounded **/ee/** as in "eat."
Long vowel **i** is sounded **/igh/** as in "ice cream."
Long vowel **o** is sounded **/oa/** as in "oak."
Long vowel **u** is sounded **/yoo/** as in "universe."
- Tell students that there are many different ways to write the long vowels.
- This week we will be learning some rules to help students know when to use the long vowel sounds.



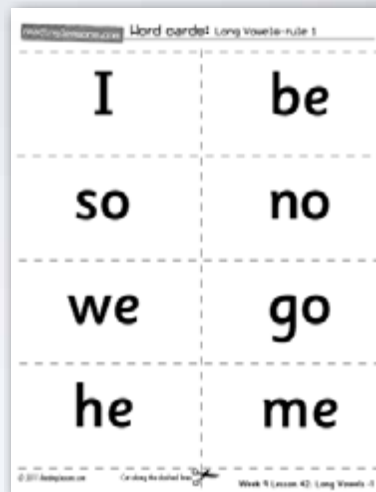
LONG VOWELS: RULE 1

- Long Vowel Rule 1:
When a vowel is on its own, it is usually a long vowel.
- If it doesn't have any consonants after it, the vowel has a long sound, its sound is the same as its name.
- Look at the word **me**.
- Does the vowel **e** have any consonants after it? No.
So we know from the short vowel rules that it's not a short vowel.
The vowel is on its own, so it's a long vowel.
- The long vowel is **/ee/** the same sound as its name.
So the word is **/m/ /ee/** "me."



LONG VOWELS

- Print the word cards for Long Vowels: Rule 1
- Hold up the word cards one at a time and ask students to read the words.
- Ask the students why the vowel in these words is a long vowel.
- Tell the students that the vowel is long because it stands alone, and it does not have any consonants after it.




Word Cards

[Long Vowels rule 1 cards](#)



LONG VOWELS

- Display the Letter Cards for **e o t n l d** and **m**.
- Separate the **m** and **e** from the other cards.
- Ask students to read the word.
- Say the vowel **e** is a long vowel sound **/ee/** in the word “me.”
- Add the consonant **t** and ask students to read the word “met.”
- Point out that the vowel **e** has now changed to the short vowel sound **/e/** because the vowel does not stand alone and has a consonant after it.




Letter Cards

[Vowel Letter Cards](#)

[Consonant Letter Cards](#)

LONG VOWELS

- Now separate the **n** and **o** from the other cards.
- Ask students to read the word.
- Say the vowel **o** is a long vowel sound **/oa/** in the word “no.”
- Add the consonant **t** and ask students to read the new word.
- Point out that the vowel **o** has now changed to the short vowel sound **/o/** because the vowel does not stand alone and has a consonant after it.





NEXT LESSON

- In the next lesson we will be covering the long vowels: rule 2. **The final “e” is silent and makes the first vowel a long vowel sound.**
- Make sure that students have mastered the sounds and names of the long vowels before proceeding to the next lesson.

Long vowels

a e i o u
/ai/ /ee/ /igh/ /oa/ /yoo/