




## Phonics Awareness Assessment level 4


**Instructions:** Point to each of the pictures one at a time. Ask the students to name the picture. Then ask them to tell you the beginning sound of the picture. Then ask them to circle the word in each row that begins with the same letter that the picture begins with. Write an X in the small box in the corner if they get it wrong.



sad

tin


dot



on

sat


tan



sit

not

Dan



sap

tan

Dad