







S as in — sun

Instructions: Ask the student to color the letters at the top of the page the same color as the sky. Then write small s and large S three times.








Name: _____



A as in — apple

Instructions: Ask the student to color the letters at the top of the page the same color as an apple. Then write small a and large A three times.

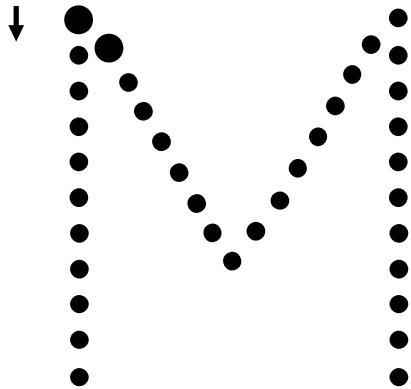

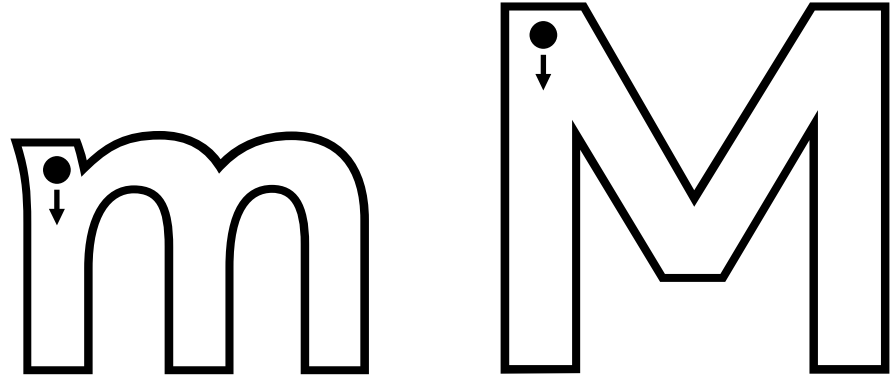


Name: _____



M as in mouse

Instructions: Ask the student to color the letters at the top of the page the same color as mud. Then write small m and large M three times.


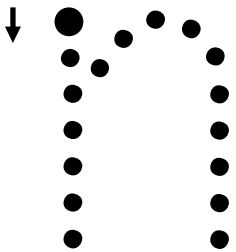
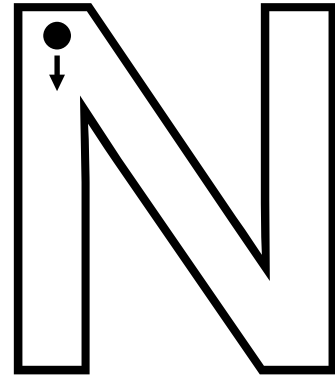
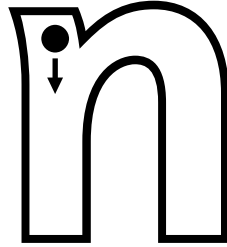



Name: _____



N as in — net

Instructions: Ask the student to color the letters at the top of the page the same color as "night." Then write small n and large N three times.



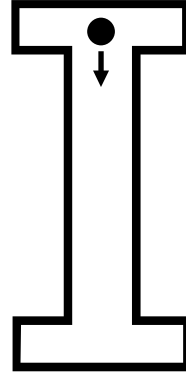
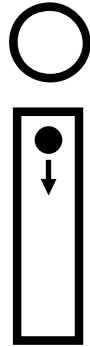
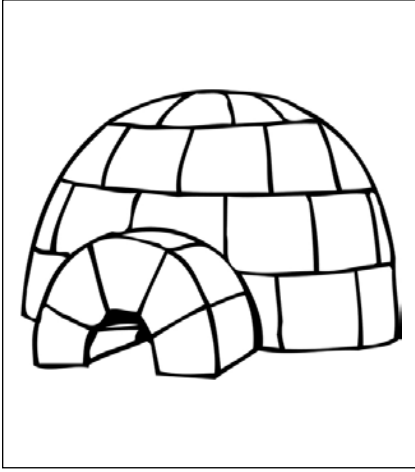


Name: _____



I as in — igloo

Instructions: Ask the student to color the letters at the top of the page the same color as pink ink. Then write small i and large I three times.



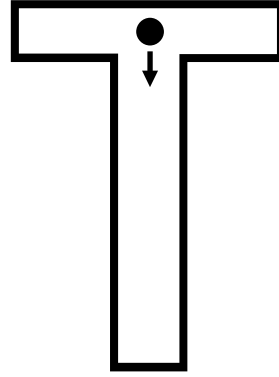




Name: _____



T as in — tomato

Instructions: Ask the student to color the letters at the top of the page the same color as a tomato. Then write small t and large T three times.



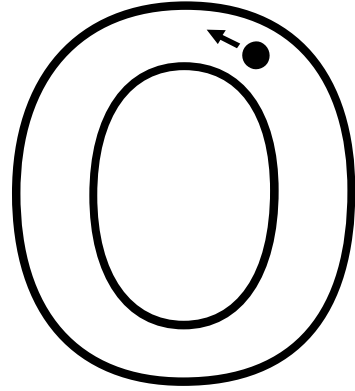
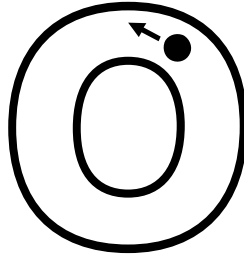



Name: _____



O as in — octopus

.....
Instructions: Ask the student to color the letters at the top of the page orange. Then write small o and large O three times.

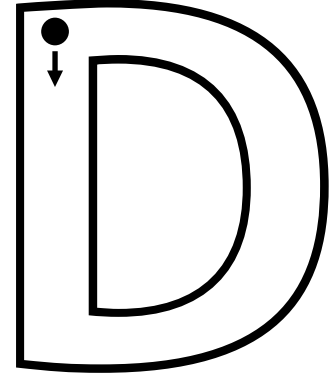
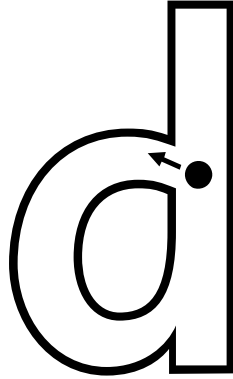



Name: _____



D as in doll

Instructions: Ask the student to color the letters at the top of the page the same color as dirt. Then write small d and large D three times.




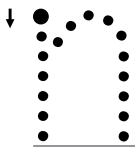

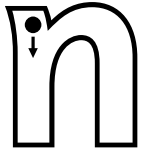


Name: _____



Small n, a, s and m

Instructions: Ask the student to track with their fingers, the letters at the top of the page. Then write small n, a, p and m.

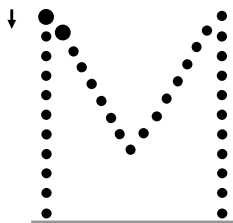





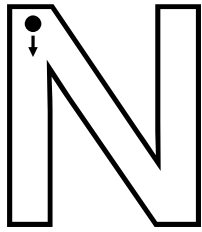


Name: _____



Big N, A, S and M

Instructions: Ask the student to track with their fingers, the letters at the top of the page. Then write big N, A, P and M.



Name: _____



Words

.....
Instructions: Ask the student to write the four words below.

man

sad

ant

Sam

Name: _____



Sam and Mat

.....

Instructions: Ask the student to write a story about Sam and Mat.




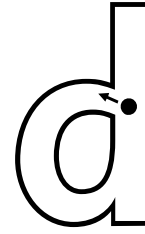

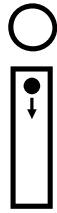



Name: _____



Small t, i, o and d

Instructions: Ask the student to track with their fingers, the letters at the top of the page. Then write small t, i, o and d.







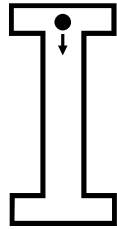
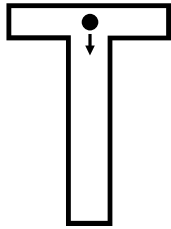


Name: _____



Big T, I, O and D

Instructions: Ask the student to track with their fingers, the letters at the top of the page. Then write big T, I, O and D.



Name: _____



Words

Instructions: Ask the student to write the four words below.

dot

not

tin

Motor

Name: _____



Mit and Sis

.....
Instructions: Ask the student to write a story about Mit and Sis.



Name: _____