



# advanced vowels

/oi/

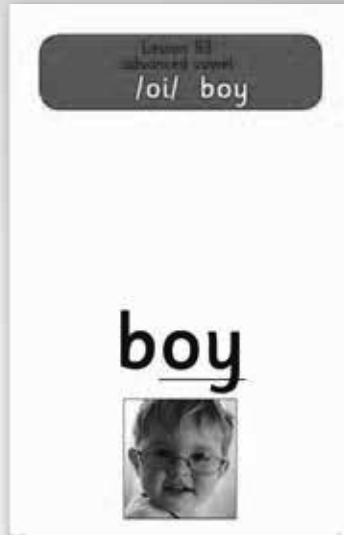
## Contents

<b>Page 2</b>	Phonemic Awareness	Resources: <a href="#">Sound/Symbol Cards</a>	PDF color sheets
<b>Page 3</b>	Phonemic Awareness	<a href="#">Word Cards</a>	
<b>Page 4</b>	Phonemic Awareness	Resources: <a href="#">Word Cards</a>	PDF b+w sheets
<b>Page 5</b>	Sound/Letter Relationship	Resources: <a href="#">Word Cards</a>	PDF b+w sheets
<b>Page 6</b>	Blending	Resources: <a href="#">Letter Cards</a>	PDF b+w sheets
		<a href="#">Work Mat</a>	PDF b+w sheets



## PHONEMIC AWARENESS

- Tell the students they are going to learn the **/oi/** sound.
- Show students the Sound/Symbol card for “boy.”
- Ask students to name the picture and tell you the vowel sound they hear at the end of the word.
- Turn over the card and point to the letters **oy** on the card and tell them that the letters together stand for the vowel sound they hear in the word “boy.”




## Sound/Symbol Cards Cards

Print on a thick paper or card. Fold the sheet down the center on the dotted line. Cut the cards into four and glue. For extra durability, you can laminate the cards.

## PHONEMIC AWARENESS

- Tell the students that the **/oi/** sound can be written with different letters.
- Show the Sound/Symbol card for “coin.”
- Ask students to name the picture and tell you the vowel sound they hear in the middle of the word “coin.”
- Turn over the card and point to the letters **oi** on the card and tell them that the **o** and **i** together represent the **/oi/** sound they hear in the word “coin.”





PHONEMIC AWARENESS

- Explain to students that the letter combination **oi** is one of the letter combinations that we call **advanced vowel sounds**.
- These vowels are neither long nor short.
- Some examples of the sound are “oil,” “toy,” and “point.”

oi

oy

point

Word Cards  
Word Cards

PHONEMIC AWARENESS

- Say aloud the words “boy” and then “buy.” Ask students which word has the same vowel sound as in “oil.”
- Make sure that students can differentiate between the two vowel sounds.
- Ask students to name other words with the advanced vowel sound **/oi/**.
- Write the words on the board and ask students to circle the advanced vowel spelling.

boy

buy



PHONEMIC AWARENESS

- Show the Word Card for “boil.”
- Point out the letter combination that represents the /oi/ sound. Tell them that the /oi/ sound in this word comes in the middle of the word.
- Tell them that even though there are four letters in the word “boil,” there are only three sounds which blend to make the word. /b/ /oi/ //.
- Repeat the exercise with the rest of the Word Cards. Ask students to blend the sounds to read each of the words.



Word Cards  
Word Cards

PHONEMIC AWARENESS

- Tell the students that you are going to say some words that have the /oi/ vowel sound and some that do not.
- Ask them to clap once and say /oi/ when they hear the advanced vowel sound in the word.
- Here are the words:


**spoil, spoon, jaw, joy,  
coin, corn, noise, nose**

- Be sure to leave plenty of time between saying each word for the students to respond.



BLENDING



- Show the Word Card for **toy**.
- Say that “toy” has the /oi/ sound at the end of the word.
- Ask a student to point to the letters that stand for /oi/.
- Sound out **toy** while running a finger under each letter: /t/ /oi/.
- Say the word quickly **toy**.
- Have the students sound out the word with you.



Word Cards  
Word Cards

BLENDING

- Print out the Letter Card sheets and work mat for Level 20.
- Give each student two cards for each letter and a work mat.
- Say the word **joy** slowly. As you say the sounds, move up the relevant letter card onto a box on the work mat.
- Repeat and then have students do theirs along with you.

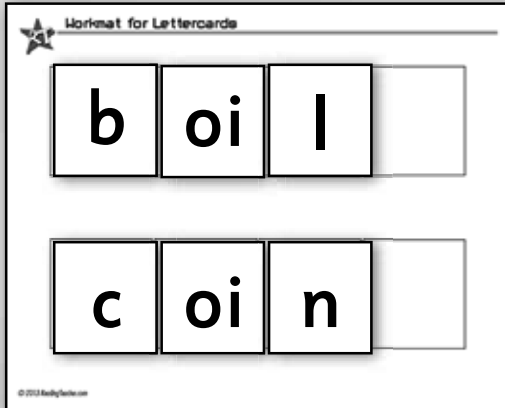


Letter Cards  
Letter Cards  
Work Mat



BLENDING

- Ask students to get the letters they need to spell **boil**. As you say the sound, move up the relevant letter card onto a box on the work mat.
- Continue, using words from the Word Cards for Level 20 - /oi/.



Letter Cards

Letter Cards

Work Mat

ADVANCED VOWELS

/oo/ /ou/ /oi/ /aw/

The next lesson will cover the advanced vowel /aw/ as in saw.