

# Play with Clay

## Book 67: Play with Clay (Text Level Code 94)

Written by Francis Morgan, Illustrated by Josephine Lai

### New Sound

/ai/ - long vowel - a

### New Words

- today, play, clay, make

### Level 17 Review Words

- thin

### Plot Summary

Sam teaches his friends to make things with clay. They have many ideas of what to make with the clay and have fun playing with clay.


### Story Questions (Comprehension)

1. page 4: Who makes the sun?
2. page 5: What does Sam make with the clay?
3. page 9: Why does Sam send Max away?
4. page 12: What does Mit put on the fish?
5. page 14: What does Max make for the cup?

Each new word throughout the program is repeated at least five times in the book in which it first appears and five more times in the next ten books.

Copyright © 2013 Rapsey Enterprises, llc

**ReadingTeacher.com**



Sam Books

Book 67

(TLC 94)




Sam has a big box of clay.  
“Today, we play with clay.  
What can we make with the clay?”




“I will make a cup today,” says Mat.




“It is fun to play with clay.  
I will make a big fish today,”  
says Mit.




“I will make a sun.  
It will get big cheeks,”  
says Kit.




“What will Sam make today?” says Mit.  
“I will make a mask,” says Sam.




“Kit, that clay is very thin.  
Let me help,” says Sam.




“No need to wet the clay, Max.  
We need to make the clay into a ball.”  
Max wet the clay. Max was bad.



“It fell. What a mess!  
See the wet mud,”  
says Max.



Sam says, "Max the Fox cannot play.  
He makes a mess.  
Max has to go!"




"I can make feet on the cup.  
I will set hands on the cup."




“See this mask?” Says Sam,  
“It is Mit.”



“I will set red spots on the fish.”



“Max is back.  
Can we let him play with us?  
What is in his hand?”



“See what I can make with the clay.  
It is a hat for Mat’s cup,” says Max.  
“Max can play with us today,”  
says Sam.