


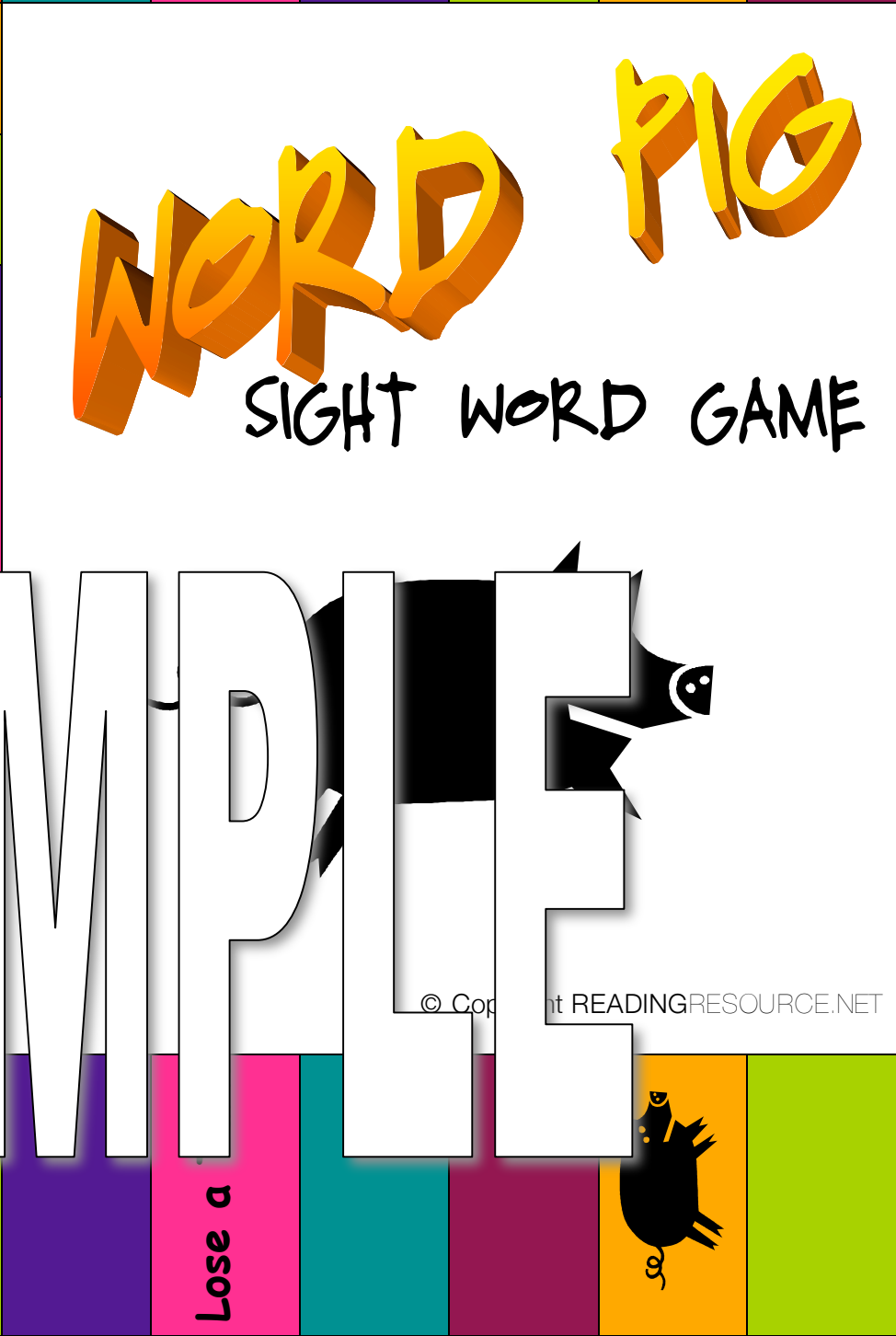

Draw Again



Go  
BACK 3



Put  
A  
CARDS  
BACK!




# WORD FIG


SIGHT WORD GAME

# SAMPLE

Lose a Turn



LOSE YOUR TURN!



Lose a Turn

Lose a Turn

MOVE 6 SPACES

Draw Again

Draw Again

Go to START

Go to START

Go to START

Draw

File

SAMPLE

Draw Again

Draw Again

Draw Again

Draw Again

Draw Again

Draw Again

Draw Again

# WORD PIG DIRECTIONS

## PREPARATIONS

- ✓ Print and attach the game board before laminating. (Cardstock is recommended).
- ✓ Print, cut, and laminate "Word Pig" Scorecards on page 4.
- ✓ Print, cut, and laminate sight word game cards on pages 5-56.

## MATERIALS NEEDED

- ✓ Word Pig Game Board
- ✓ Word Pig Scorecard
- ✓ Word Pig Sight Word Game Cards
- ✓ Dry Erase Marker
- ✓ Game Markers (4)

## GOAL OF THE GAME

Be the first player to color in all of the letters on their "Word Pig" Scorecard.

## HOW TO PLAY

- ✓ Place Word Pig Scorecard on a flat surface.
- ✓ Each player receives a "Word Pig" Scorecard and a dry erase marker.
- ✓ Place game markers on the "Start" space of the game board.
- ✓ The first player to land on a "pig" on the game board draws a sight word card from the "Draw Pile". If the word is read correctly, the player colors in the corresponding letter on their scorecard and keeps the card. If the word is read incorrectly or the student was unable to read the word, the card must be placed on the bottom of the "Draw Pile". Continue with each player.
- ✓ The first player to color in all of the letters on their "Word Pig" Scorecard is the winner. Color in a letter by: landing on a "pig" on the game board, drawing a "pig" game card, collecting 10 cards, and making it past the "Start".

WORD PIG

Scorecard



© Copyright READINGRESOURCE.NET

SCORECARD



WORD PIG

Scorecard

© Copyright READINGRESOURCE.NET



SAMPLE



a

about

again

against