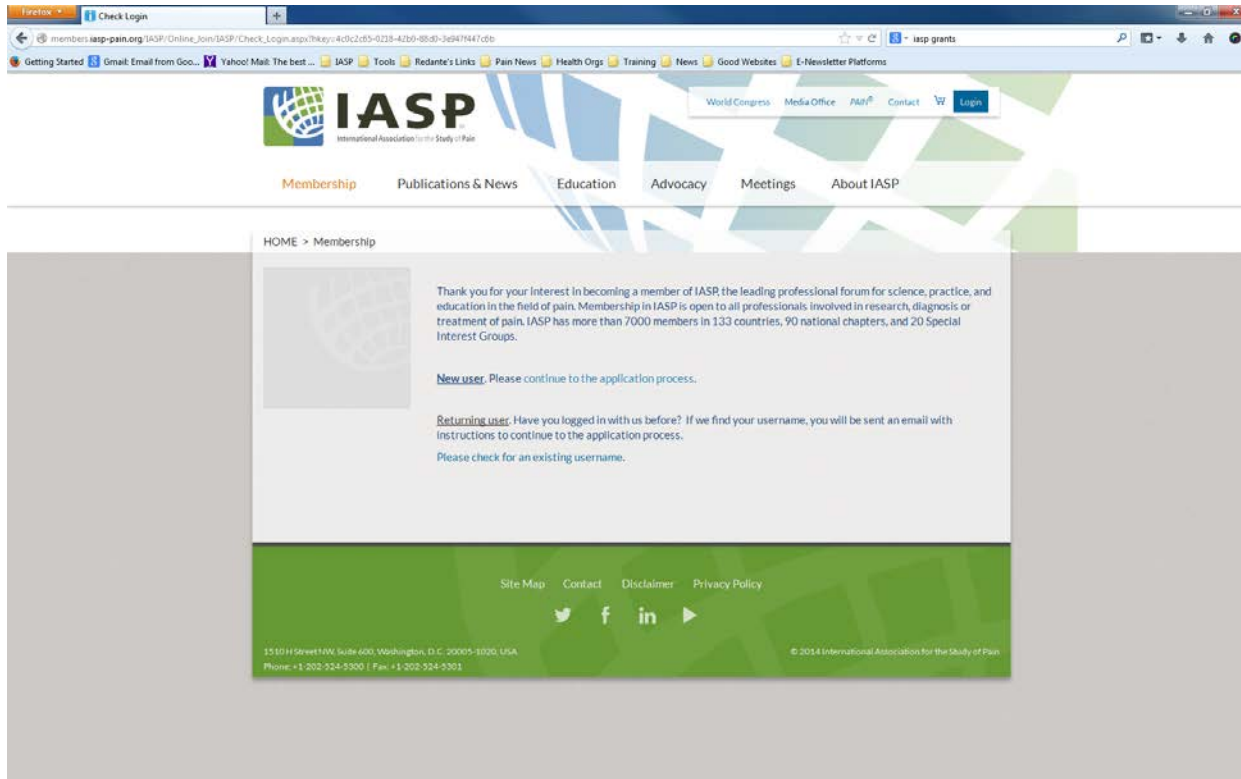


How to Register as a New Member of IASP

For best results IASP recommends that *Chrome or Firefox* as your web browser. There are [known issues with Internet Explorer](#) which may affect the application process

1. Go to the IASP website (www.iasp-pain.org)
2. Navigate to HOME > Membership > Apply Online
3. You will be taken to the page below



The screenshot shows a web browser window displaying the IASP website. The browser's address bar shows the URL: members.iasp-pain.org/IASP/OnlineJoin/IASP/Check_Login.aspx?hkey=4c9c2c85-0228-42b9-8b8d-3e9479447c8b. The website header includes the IASP logo and navigation links: World Congress, Media Office, PainP, Contact, and Login. Below the header, there are tabs for Membership, Publications & News, Education, Advocacy, Meetings, and About IASP. The main content area is titled "HOME > Membership" and contains the following text:

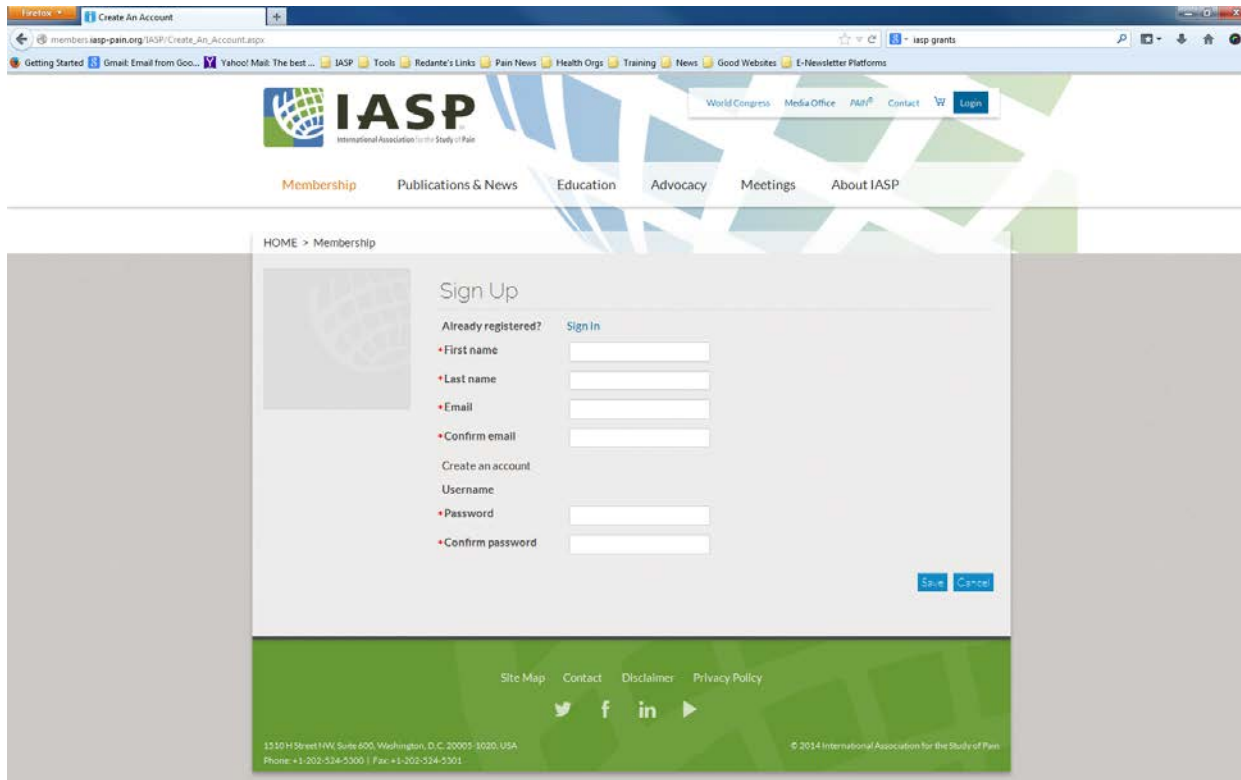
Thank you for your interest in becoming a member of IASP the leading professional forum for science, practice, and education in the field of pain. Membership in IASP is open to all professionals involved in research, diagnosis or treatment of pain. IASP has more than 7000 members in 133 countries, 90 national chapters, and 20 Special Interest Groups.

New user. Please continue to the application process.

Returning user. Have you logged in with us before? If we find your username, you will be sent an email with instructions to continue to the application process. Please check for an existing username.

At the bottom of the page, there are links for Site Map, Contact, Disclaimer, and Privacy Policy, along with social media icons for Twitter, Facebook, and LinkedIn. The footer contains the address: 1510 H Street NW, Suite 600, Washington, D.C. 20005-1020, USA, and the phone number: +1 202 524-5300 | Fax: +1 202 524-5301. The copyright notice is © 2014 International Association for the Study of Pain.

4. Click on “New user. Please continue to the application process.”
5. You will be taken to the page below



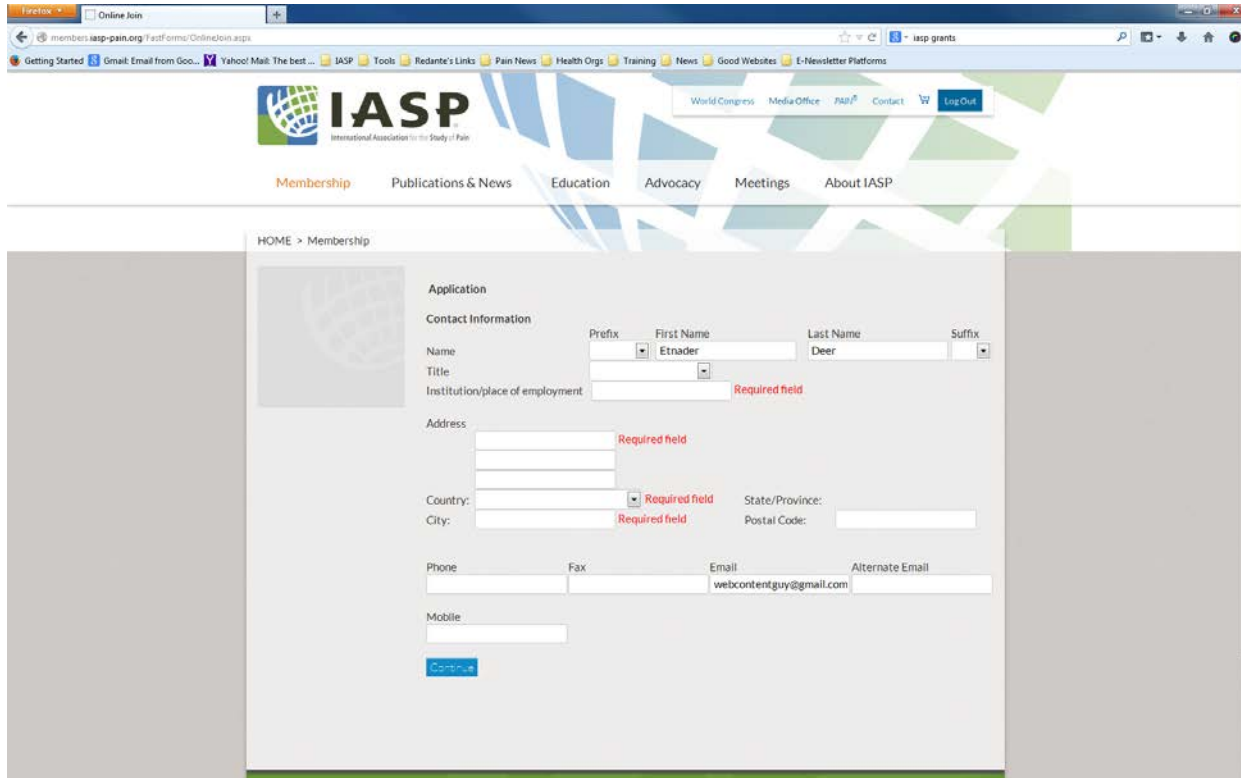
The screenshot shows a web browser window displaying the IASP website's 'Sign Up' page. The browser's address bar shows the URL 'members.iasp-pain.org/IASP/Create_An_Account.aspx'. The page features the IASP logo and navigation menu at the top. The main content area is titled 'Sign Up' and includes a 'Sign In' link for existing users. The form fields are as follows:

- First name:
- Last name:
- Email:
- Confirm email:
- Create an account section:
 - Username:
 - Password:
 - Confirm password:

Buttons for 'Save' and 'Cancel' are located at the bottom right of the form. The footer contains contact information and social media icons.

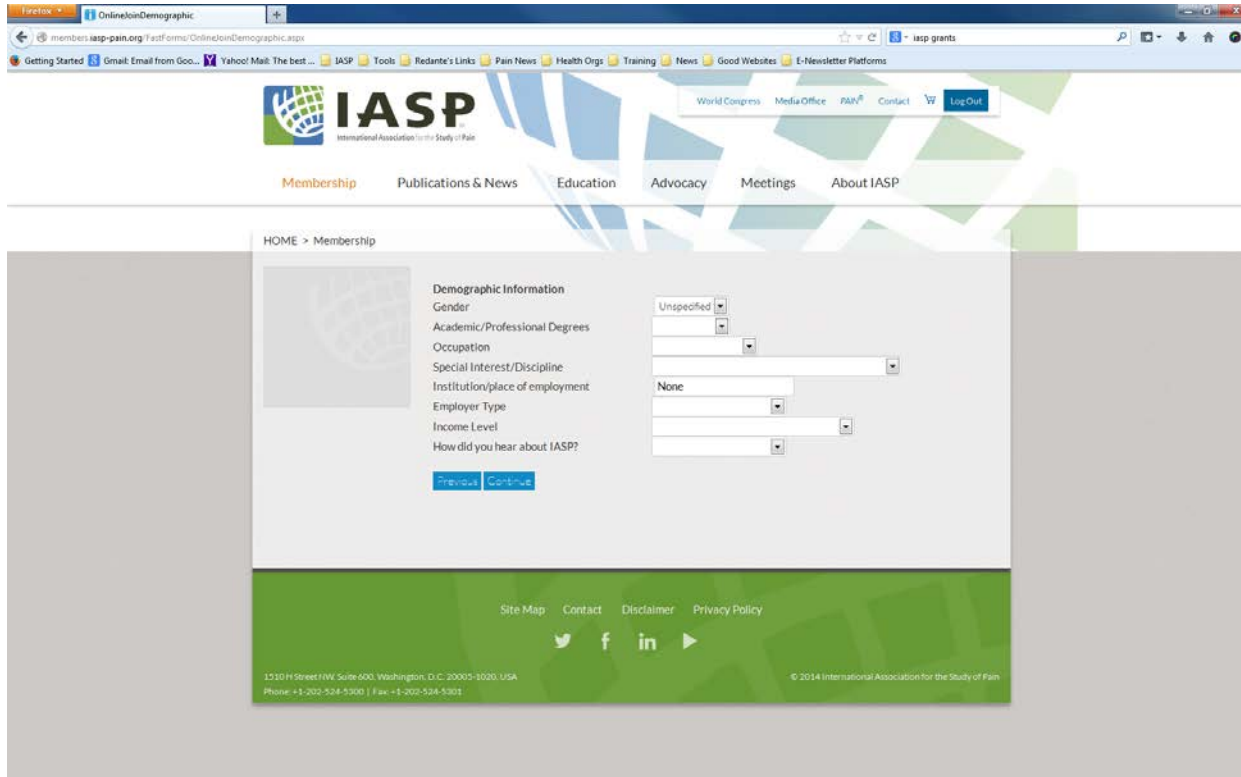
6. Fill in First and Last names, a valid email address and create a unique password. Click on “Save” on the lower right.

7. You will see the screen below. Fill in the information and press the button to “Continue” on the lower left when your information is complete. Institution/place of employment, Address, Country and City are all required fields



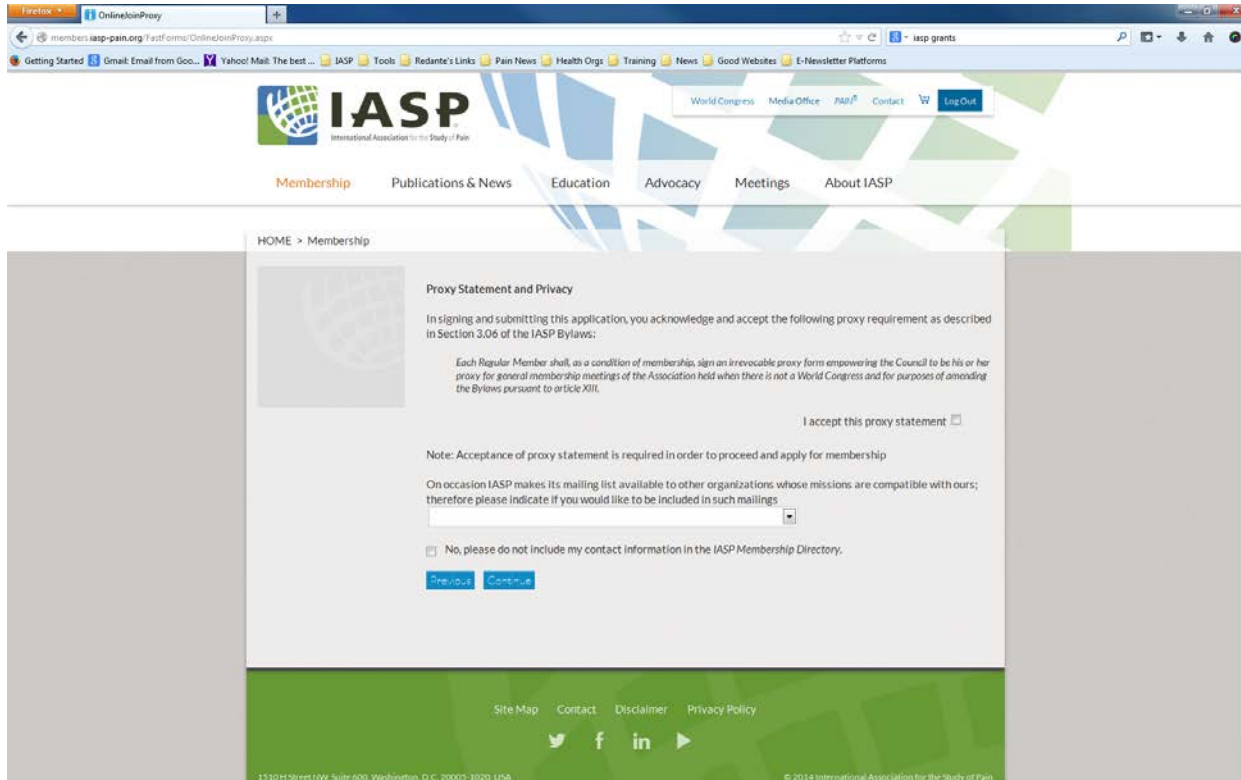
The screenshot shows a web browser window with the URL `members.iasp-pain.org/iasp/forms/OnlineJoin.aspx`. The page header includes the IASP logo and navigation links: [World Congress](#), [Media Office](#), [IASP](#), [Contact](#), and [Log Out](#). A secondary navigation bar contains [Membership](#), [Publications & News](#), [Education](#), [Advocacy](#), [Meetings](#), and [About IASP](#). The main content area is titled "HOME > Membership" and contains an "Application" form. The form includes a "Contact Information" section with the following fields: "Prefix" (dropdown), "First Name" (text, value: "Etnader"), "Last Name" (text, value: "Deer"), and "Suffix" (dropdown). Below these are "Title" (dropdown) and "Institution/place of employment" (text, marked "Required field"). The "Address" section has three text input fields, with the first marked "Required field". The "Country:" field is a dropdown marked "Required field", and the "State/Province:" field is also a dropdown marked "Required field". The "City:" field is a text input marked "Required field", and the "Postal Code:" is a text input. The "Phone", "Fax", "Email" (value: "webcontentguy@gmail.com"), and "Alternate Email" fields are text inputs. A "Mobile" field is also present. A blue "Continue" button is located at the bottom left of the form.

8. You will be taken next to the screen below. Fill in the requested information (Occupation, Special Interest/Discipline, Employer Type and Income level are all required). When finished click on “Continue”



The screenshot shows a web browser window displaying the IASP online demographic form. The browser's address bar shows the URL: `members.iasp-pain.org/asp/forms/OnlineJoinDemographic.aspx`. The page header includes the IASP logo and navigation links: [World Congress](#), [Media Office](#), [PAIN®](#), [Contact](#), and [Log Out](#). A secondary navigation bar contains: [Membership](#), [Publications & News](#), [Education](#), [Advocacy](#), [Meetings](#), and [About IASP](#). The main content area is titled "HOME > Membership" and features a "Demographic Information" form. The form fields are: Gender (dropdown menu, currently set to "Unspecified"), Academic/Professional Degrees (text input), Occupation (dropdown menu), Special Interest/Discipline (dropdown menu), Institution/place of employment (text input, currently set to "None"), Employer Type (dropdown menu), Income Level (dropdown menu), and How did you hear about IASP? (dropdown menu). At the bottom of the form are "Previous" and "Continue" buttons. The footer contains: [Site Map](#), [Contact](#), [Disclaimer](#), [Privacy Policy](#), social media icons for Twitter, Facebook, and LinkedIn, and contact information: 1510 H Street NW, Suite 400, Washington, D.C. 20002-1020, USA; Phone: +1-202-524-5300 | Fax: +1-202-524-5301. Copyright © 2014 International Association for the Study of Pain.

9. You will be taken to the screen below. Accepting the proxy statement is a requirement in order to proceed and apply for membership. Select the other options you wish and click on “Continue” to proceed



The screenshot shows a web browser window with the URL `members.iasp-pain.org/iasp/forms/OnlineJoinProxy.aspx`. The page header includes the IASP logo and navigation links: [World Congress](#), [Media Office](#), [PAP](#), [Contact](#), and [Log Out](#). A secondary navigation bar contains [Membership](#), [Publications & News](#), [Education](#), [Advocacy](#), [Meetings](#), and [About IASP](#). The main content area is titled "HOME > Membership" and contains the following text:

Proxy Statement and Privacy

In signing and submitting this application, you acknowledge and accept the following proxy requirement as described in Section 3.06 of the IASP Bylaws:

Each Regular Member shall, as a condition of membership, sign an irrevocable proxy form empowering the Council to be his or her proxy for general membership meetings of the Association held when there is not a World Congress and for purposes of amending the Bylaws pursuant to article XIII.

I accept this proxy statement

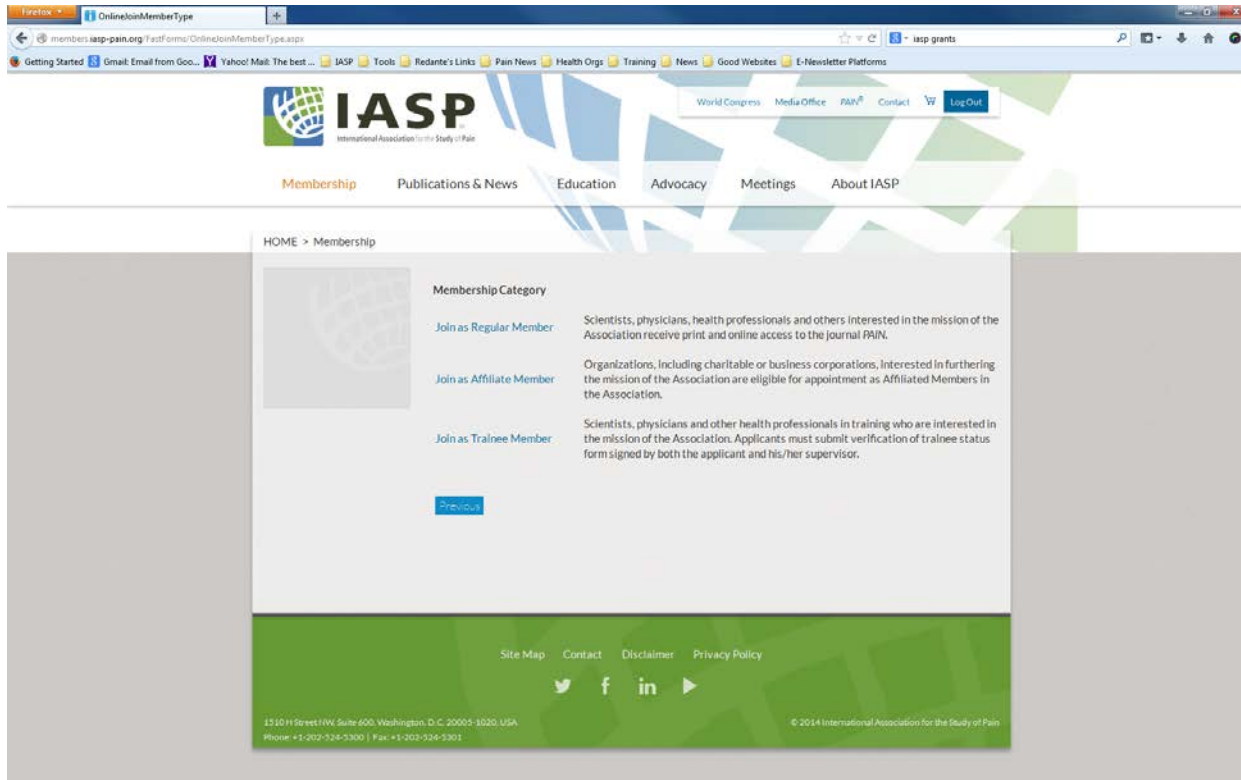
Note: Acceptance of proxy statement is required in order to proceed and apply for membership

On occasion IASP makes its mailing list available to other organizations whose missions are compatible with ours; therefore please indicate if you would like to be included in such mailings:

No, please do not include my contact information in the IASP Membership Directory.

At the bottom of the form are two buttons: [Previous](#) and [Continue](#). The footer contains links for [Site Map](#), [Contact](#), [Disclaimer](#), and [Privacy Policy](#), along with social media icons for Twitter, Facebook, and LinkedIn. The address `1230H Street NW, Suite 400, Washington, D.C. 20005-1020, USA` and the copyright notice `© 2014 International Association for the Study of Pain` are also visible.

10. You will be taken to the screen below



The screenshot shows a web browser window displaying the IASP website. The browser's address bar shows the URL members.iasp-pain.org/Forms/OnlineJoinMemberType.aspx. The website header includes the IASP logo and navigation links: World Congress, Media Office, PAN, Contact, and Log Out. A secondary navigation bar lists: Membership, Publications & News, Education, Advocacy, Meetings, and About IASP. The main content area is titled "HOME > Membership" and features a "Membership Category" section with three options:

- Join as Regular Member:** Scientists, physicians, health professionals and others interested in the mission of the Association receive print and online access to the journal PAIN.
- Join as Affiliate Member:** Organizations, including charitable or business corporations, interested in furthering the mission of the Association are eligible for appointment as Affiliated Members in the Association.
- Join as Trainee Member:** Scientists, physicians and other health professionals in training who are interested in the mission of the Association. Applicants must submit verification of trainee status form signed by both the applicant and his/her supervisor.

A "Previous" button is located below the membership options. The footer contains links for Site Map, Contact, Disclaimer, and Privacy Policy, along with social media icons for Twitter, Facebook, and LinkedIn. The footer also includes the address: 1310 H Street, NW, Suite 600, Washington, D.C. 20005-1020, USA, and contact information: Phone: +1-202-924-5300 | Fax: +1-202-924-5301. The copyright notice is © 2014 International Association for the Study of Pain.

Dues rates for the categories can be found here (<http://www.iasp-pain.org/Membership/Content.aspx?ItemNumber=2047&navItemNumber=674>). Select the category which fits best your income level and professional designation. Follow the prompts for your selected option.

11. Click on Continue. You will be taken to a “Pay My Dues and Subscriptions” screen where you can review member dues for the category you selected. You can also choose to join a Special Interest Group or make contributions/donations to IASP at this point. If you are satisfied, click on the button that says “Add Selected Items to Cart”

12. You will be taken to an online shopping cart where you can enter your credit card information. Enter your information, click on “Submit.” You will see an online receipt onscreen and you will also get a confirmation email in the email address you provided.