

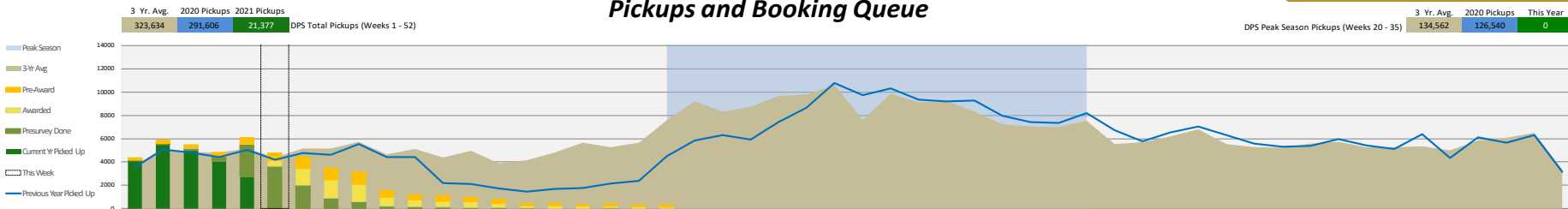


# DP3-Industry Read-aheads, 2 Feb 2021 (Week 6)

Together, we deliver.

Data current as of 1 Feb 2021

## Pickups and Booking Queue



Week	1	2	3	4	5	6	7	8	9	10	11	12	13	14	15	16	17	18	19	20	21	22	23	24	25	26	27	28	29	30	31	32	33	34	35	36	37	38	39	40	41	42	43	44	45	46	47	48	49	50	51	52				
Pre-Awarded	183	265	294	297	520	678	996	1013	1036	555	449	471	388	341	213	227	178	200	146	164																																				
Awarded	13	12	30	23	45	495	1443	1590	1498	786	579	524	501	355	196	201	170	181	140	123																																				
Presurvey Done	48	97	185	469	2786	3626	2001	879	584	195	148	120	99	76	36	27	20	38	15	13																																				
Current Yr Picked Up	4112	5497	4986	4037	2745																																																			
Previous Year Picked Up	3550	5085	4797	4423	5025	4183	4752	4599	5524	4439	4419	2174	2094	1726	1464	1678	1745	2166	2383	4513	5837	6319	5921	7426	8652	10775	9727	10337	9358	9185	9279	7975	7431	7343	8188	6717	5784	6558	7029	6305	5559	5304	5367	5982	5422	5126	6385	4339	6123	5645	6310	3159				

### 4-Week Shipment Forecast by Branch of Service (all statuses in DPS)

Branch of Service	Week 7	Week 8	Week 9	Week 10
USAF	1,407	1,153	905	390
USA	1,695	1,186	973	462
USCG	57	55	36	14
USMC	359	283	263	172
USN	922	805	941	498
<b>Totals:</b>	<b>4,440</b>	<b>3,482</b>	<b>3,118</b>	<b>1,536</b>

### Invoices With Pending Line Items Over 3 GBDs

332 invoices with 895 pending line items totaling \$806,070.45

Top 10 Locations:

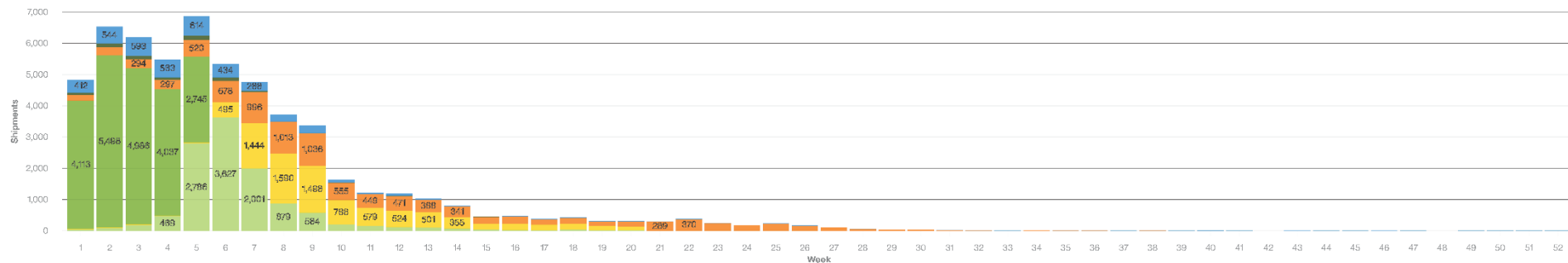
Shipping Offices	Office ID	Amount	# Invoices
FLC, JACKSONVILLE, FL	CNNQ	\$ 259,113.67	100
CENTCOM EVAB	SWAP	\$ 196,671.75	40
QATAR	OFKA	\$ 141,792.09	29
FLC, NORFOLK, VA	BGNC	\$ 102,512.53	43
ASG-KUWAIT, CAMP ARIFJAN, KUWA	SLAL	\$ 52,057.68	51
ALICE SPRINGS, AUSTRALIA	RAFC	\$ 16,108.91	5
JPPSO PEARL HARBOR, HI	MLNQ	\$ 14,596.09	6
AVIANO AB, ITALY	UCFS	\$ 12,855.15	6
SIGCEN, FORT GORDON, GA (Region	CGAT	\$ 3,286.05	4
FORT BRAGG, NC	BKAS	\$ 1,911.80	2



# DP3 Demand Model, 1 Feb 2021

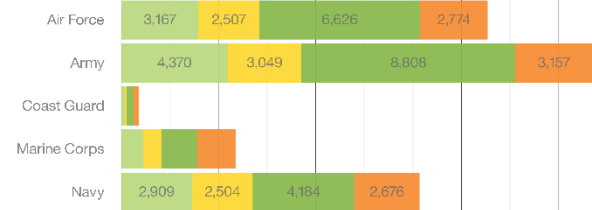
Together, we deliver.

## 2021 Demand

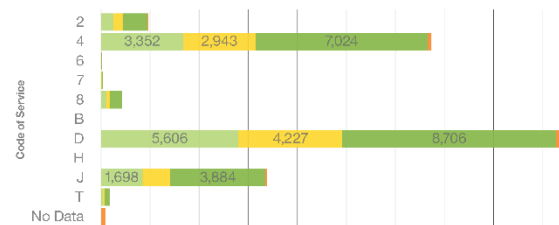


Measures  
 Total Presurvey (Calculated)   Total Award (Calculated)   Total Pickups (Calculated)   Total Preaward (Calculated)   Total DPM (Calculated)   Total NTS (Calculated)

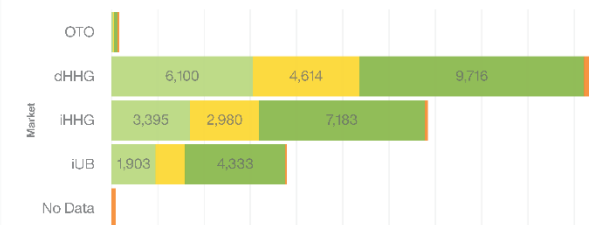
## Service



## Code of Service



## Market

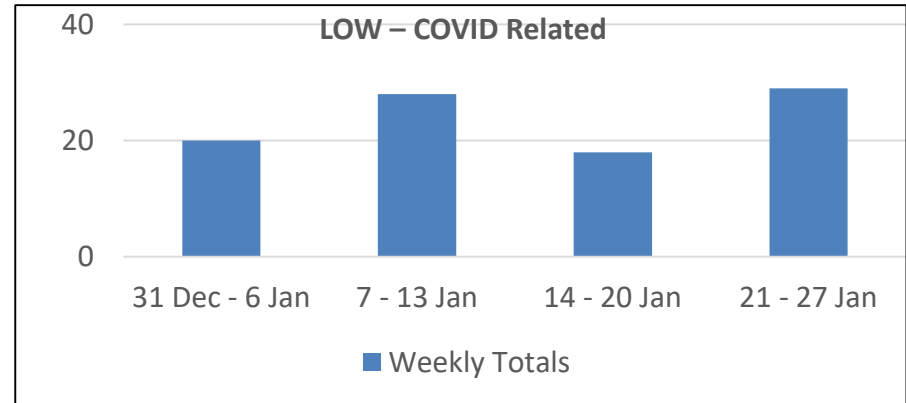
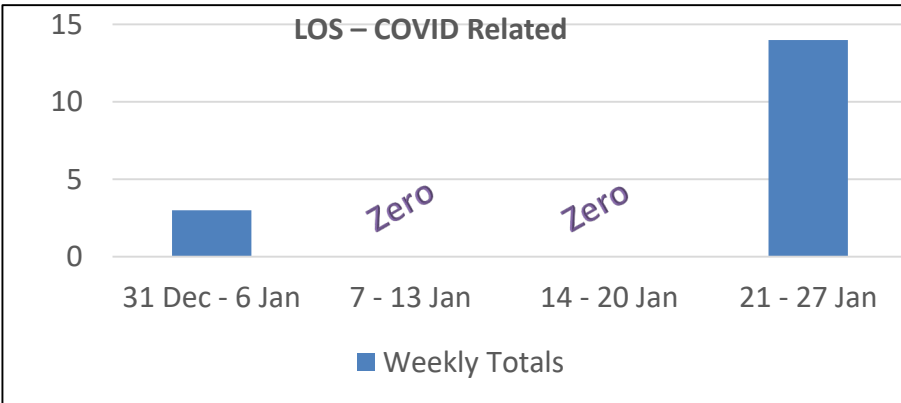
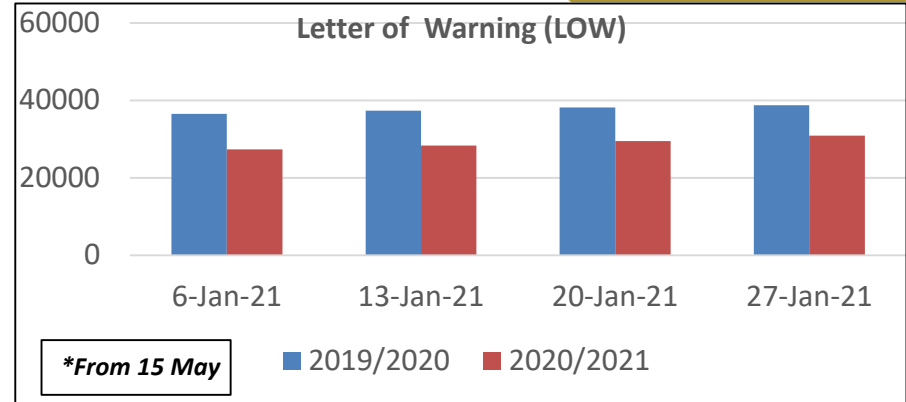
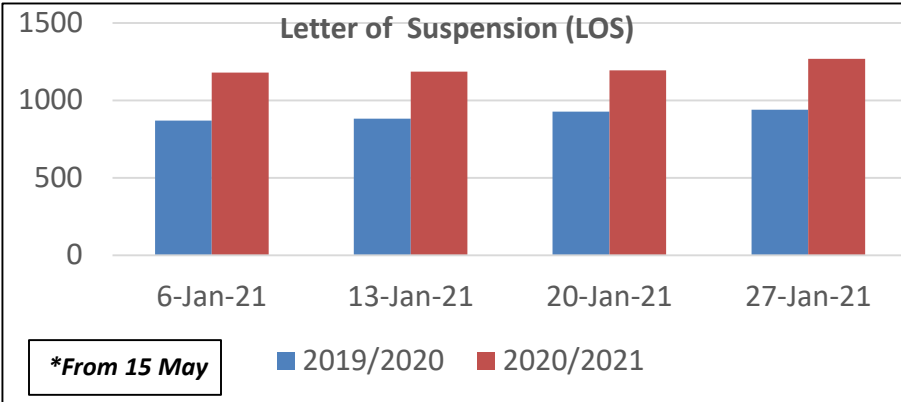


Charts reflect data in DPS – no Service projections are included



# Letters of Warning & Suspension

Together, we deliver.

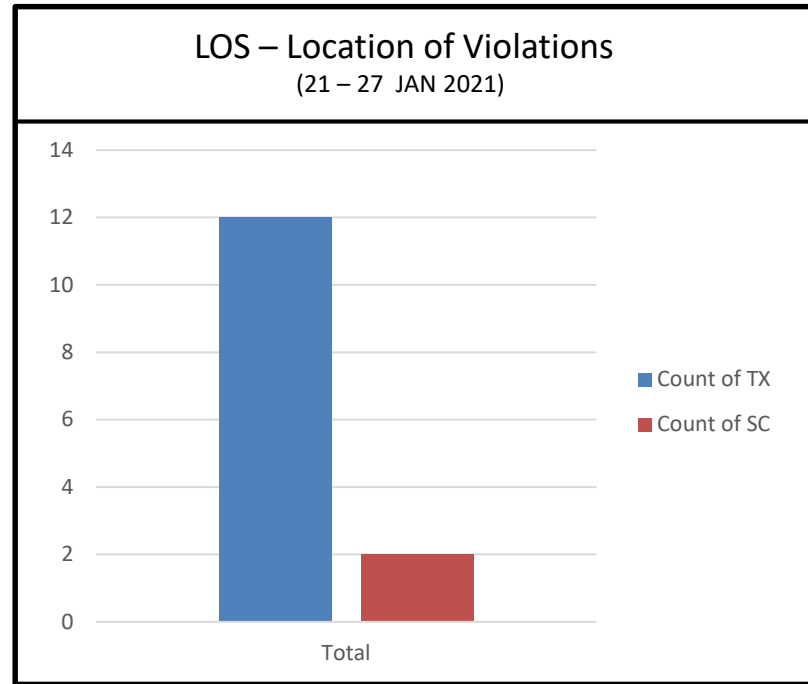
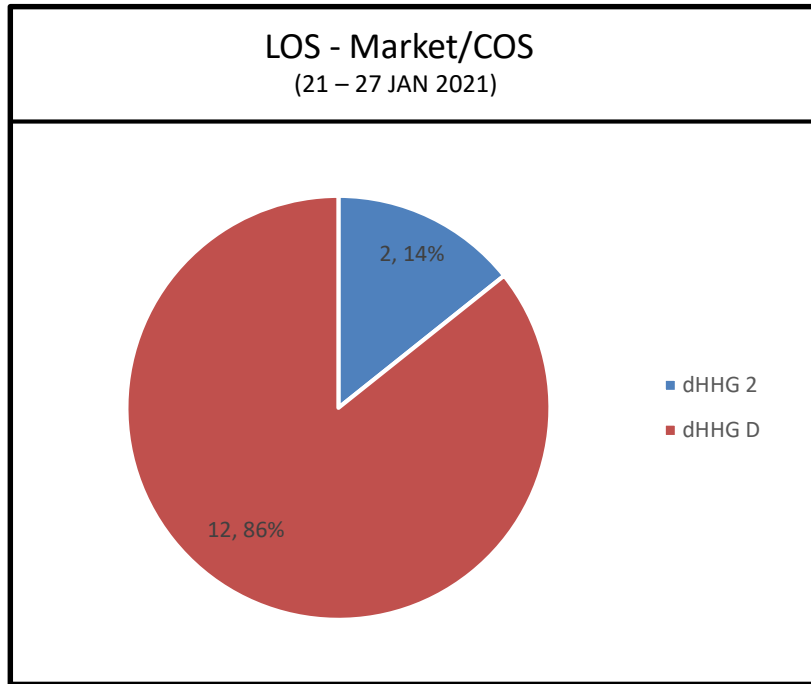




# Weekly COVID Related Suspensions

Together, we deliver.

Purpose: Provide COVID related suspensions since our last meeting.



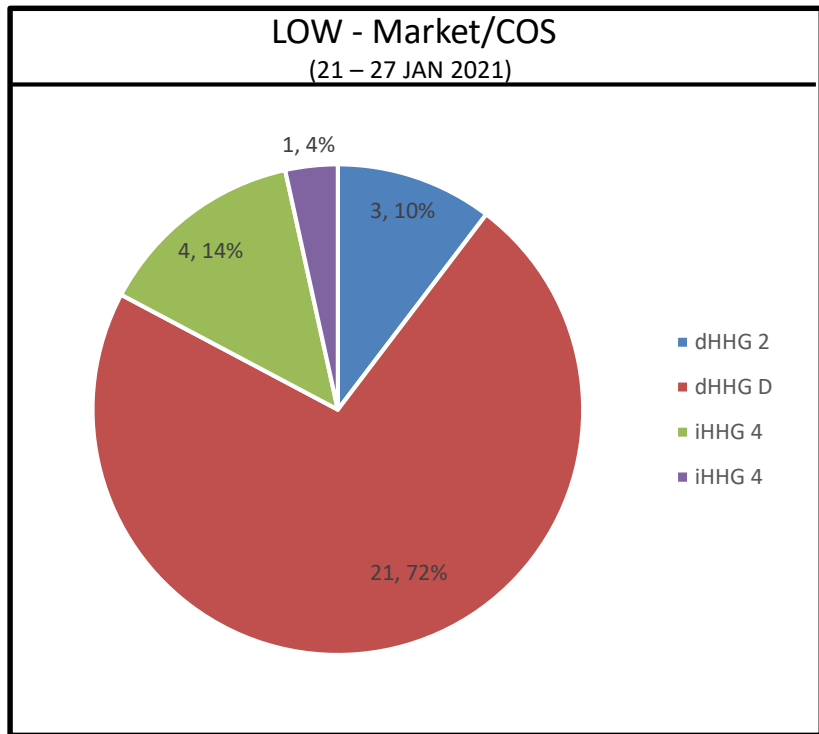
2021 Year-to-Date Total: 16  
Total Since Reporting Began (15 May 2020 - 20 Jan 2021): 1,267 LOS



# Weekly COVID Related Warnings

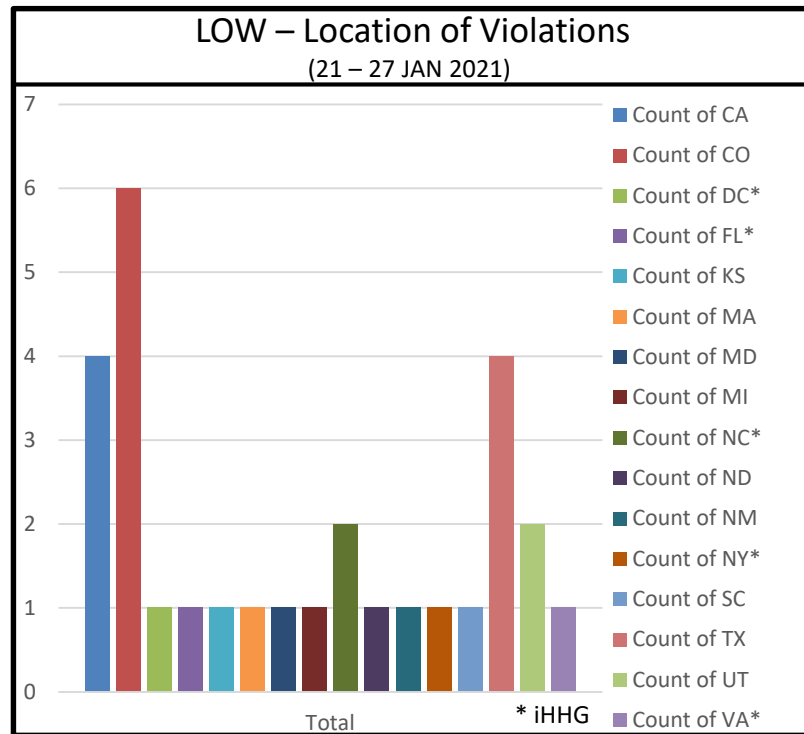
Together, we deliver.

Purpose: Provide COVID related warnings since our last meeting.



2021 Year-to-Date Total: 87

Total Since Reporting Began (15 May 2020 - 20 Jan 2021): 30,874 LOW





# Issuing GBLOC (JPPSO) – COVID Related LOS/LOW

Together, we deliver.

## GBLOC/COVID LOS

(21 – 27 JAN 2021)

GBLOC	Mask	Certificate	Both
AGFM	2		
HAFC	4	6	2

Total: 14

## GBLOC/COVID LOW

(21 – 27 JAN 2021)

GBLOC	Mask	Certificate	Both
AGFM	1	1	
BGAC	2	2	1
BKAS		1	
CNNQ		1	
CQNL		1	
HAFC	1	1	
HBAT	2		
KKFA	4	7	1
LKNQ	2	1	

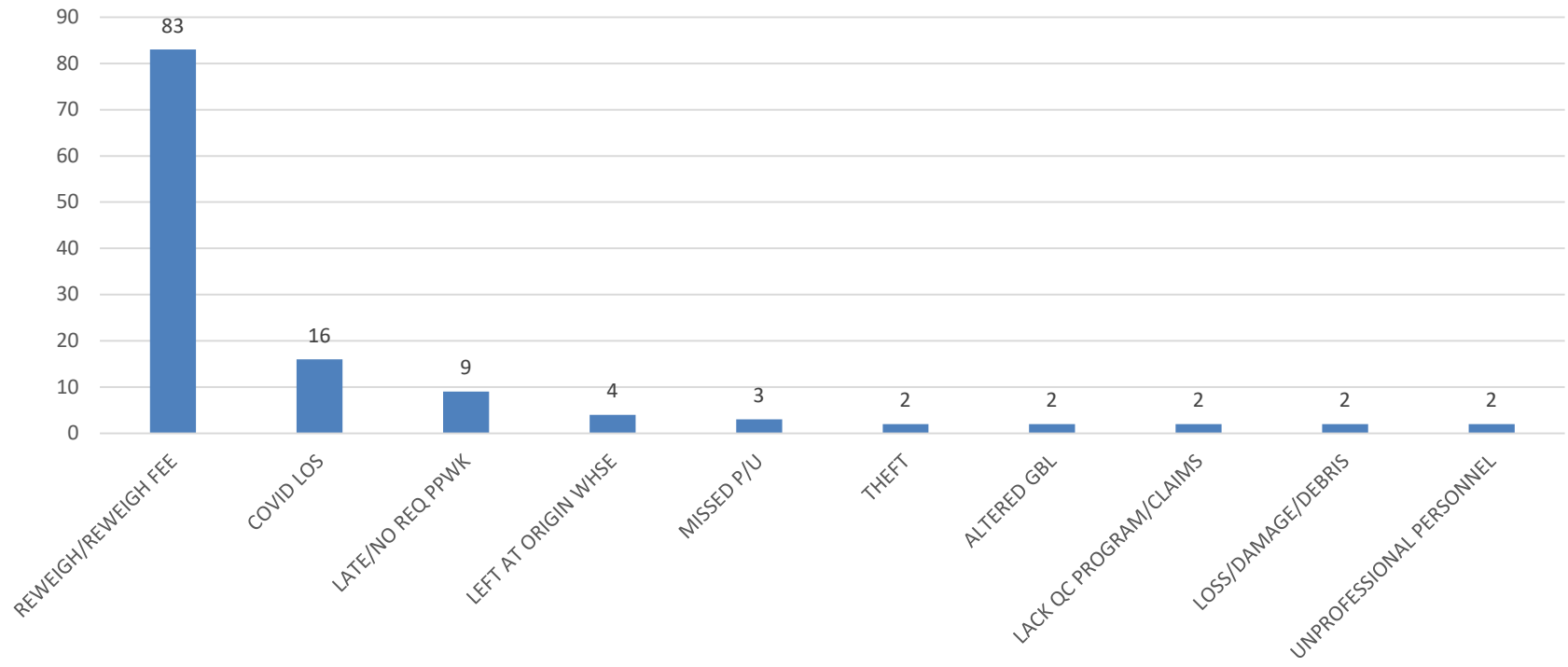
Total: 29



# TOP 10 Infractions

Together, we deliver.

TOP 10 Infractions (1 - 27 Jan 2021)





Together, we deliver.

# Back-Up Slides





# DP3 Refusals/Blackouts (PLACEHOLDER - Updated 1 Feb 2021)

Together, we deliver.

