

RCTCLEARN STUDENT GUIDE

Login or Create an Account on RCTCLEARN by clicking on: www.rctclearn.net/login

Returning RCTCLEARN User?

- Enter your username or email and password and click on the green “Login” Button.
- Did you forget your username or password?
 - Click on the “Forgot your username or password?” Link
- **Do you need to redeem a token to extend your access period?**
 - Once logged in, on the My Homepage, enter your token in the “Redeem a Token” box and click on the green “Redeem Token” button

Redeem a Token:

If you are missing courses, enter a token. For assistance, please contact your training coordinator.

[What are tokens?](#)

New to RCTCLEARN?

- Create an account by clicking on the green “Create an Account” Button located under “New Users with Tokens”
 - If you don’t have a token, please obtain one from your Training Coordinator

Home > RCTCLEARN Registration

RCTCLEARN.NET RCTCLEARN Course Registration
e-learning for those who care

Welcome to the RCTCLEARN registration page. In order to begin your online courses, click on the button below.

New Users with Tokens

Have you been given a token? Register for an rctclearn.net account and begin taking courses below

If you already have a username and password, please login on the right

Already have a username and password?

Continue below and log in with your rctclearn.net account

Username or Email

Password

Remember Me

[Forgot your username or password?](#)

Need support? Contact Dennis Kronebusch at dennis.kronebusch@rctc.edu

- Click on the green “I have a token, let me register” button

Confirmation

Please contact your training coordinator if you don't have either token or a username

Make sure you have a **token** if you want to take courses

Tokens look like ABC-DEF-GH (Eight characters, Letters and Numbers), you can receive them from your training coordinator. Without one, you won't have any courses.

You will be able to enter your token in during registration. You will then pick your own username and password.

- Complete the RCTCLEARN Registration Form by completing the required information
 - Enter your Token (located on email)
 - Create a unique username and password
 - Provide additional required information
 - Click on the green “Register” button located at the bottom of the screen

[RCTCLEARN Registration](#) > Register for Courses

RCTCLEARN Registration

Token: *

Enter the token given by your training coordinator

Username *

Choose a username you can remember easily to use to log in

Password *

Choose a password at least 8 characters in length

Email Address *

Choose an email address you will check often

Address *

First Name *

Last Name *

Gender

Female

Male

Congratulations! You have now created an RCTCLEARN Account!

Once you have created an account, you'll see the My Homepage.

The screenshot displays the 'My Homepage' interface, which is organized into several sections:





- My Certificates:** A section at the top left with a graduation cap icon and a right-pointing arrow.
- RCTCLEARN_Leadership My Subscriptions:** A section below certificates.
- ASSIGNED COURSES:** A section with the text 'Find a course underneath "Your Courses".'
- NEWS:** A section containing support information: 'Support', 'Request Support Now' (a green button), '1-877-396-6261', 'Monday-Friday', '8:30 AM - 4:30 PM (Central Time Zone)', 'New LMS', 'Posted January 5, 2016, 7:11 am', and 'Welcome to the new LMS!'.
- LAST ACCESSED COURSES:** A section with a 'Welcome back' message and a course entry: 'LEA_CF - Leadership: Coaching and Feedback - January 14, 2020, 9:33 am'.
- Redeem a Token:** A section with a 'Token' input field, a green 'Redeem' button, and a note: 'If you are missing courses, enter a token. For assistance, please contact your training coordinator.' Below this is a 'What are tokens?' link.
- YOUR COURSES:** A section with a 'Select a Category' dropdown menu.
- LEADERSHIP SERIES:** A list of three courses:
 - LEA_CF - Leadership: Coaching and Feedback:** 'This course is designed to develop the fundamental aspects of being a coach. You will learn the difference between effectively coaching others and various forms of helping...'.
 - LEA_CK - Leadership: Communication is Key:** 'This course is designed to enable you to increase your ability to communicate with individuals and groups. You will develop effective communication skills and techniques essential in...'.
 - LEA_CM - Leadership: Conflict Management:** 'This course is designed to guide you to successfully negotiate conflict situations with teams and other people in the workplace. The strategies and styles presented in this...'.

To get started with a course, find the course you'd like to take under the "Your Courses" Pod and click on the blue course title.

YOUR COURSES

Paraprofessional Healthcare Continuing Education

PARAPROFESSIONAL HEALTHCARE CONTINUING EDUCATION

-  [NAAN - Abuse and Neglect for Health Care Paraprofessionals](#) ←
Each year, millions of adults and children in the United States are abused and neglected. Many of them are severely assaulted, and thousands are killed. Others are intimidated,...
-  [NAICA - Advance Principles of Infection Control for Paraprofessionals](#)
Preventing and controlling infections is a primary concern for health care workers. Learning infection control principles and common sense work habits is important to meet the goal of...
-  [NAIP - Basic Infection Prevention and Control for the Paraprofessional](#)
Preventing and controlling infections is a primary concern for health care workers. Learning about infection control and common sense work habits is important to meet the goal of...
-  [NACV - Cardiovascular System Review for Health Care Paraprofessionals](#)
The cardiovascular system is vital to the health and well being of all people. The heart and blood vessels that make up the cardiovascular system deliver blood and...

In order to print any required or optional information, click on the blue links

Welcome to the Course!

Before Starting the Course

Please read and print the required course materials below.

Required Materials

These resources are required for successful completion of the course.

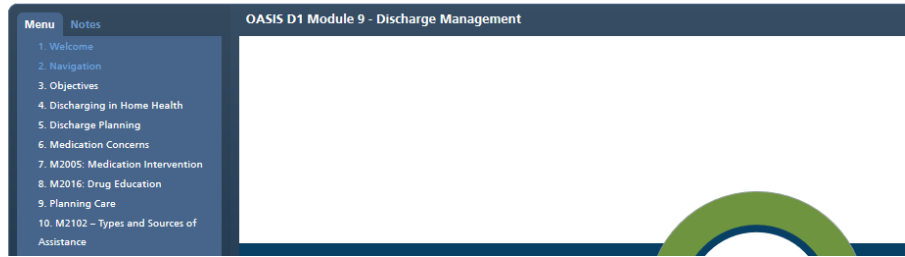
- [Tip Sheet-Delirium-Dementia-Depression \(Adobe PDF\)](#)
- [Tip Sheet-Etiology-Screening Treatment Prevention \(Adobe PDF\)](#) ←

Optional Materials

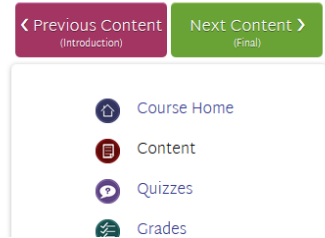
Please read and print the required course materials below.

Once you've finished reviewing the online content, click on the green "Next Content (Final)" button to begin the Final Quiz

☰ OASIS D1: Module 9 - Discharge Management



Course Navigation



To begin the Final Quiz, click on the green “Begin Quiz” button

☰ Final

Final - Basic Infection Prevention and Control for the Paraprofessional

Description: *No description provided*

Total Questions: 18

Attempts Allowed: Unlimited

Once you click on "begin quiz" below, you will be redirected to the quiz. You can save answers as you work. You may return to the quiz and continue where you left off as long as you have properly saved your work.

Begin Quiz

After answering all of the quiz questions, click on the green “Submit Quiz” button.

Submit Quiz

Once you've successfully completed the Final Quiz, complete the Survey Questions and fill out your Certificate of Completion information.



Congratulations for completing this course!

To receive your certificate, follow the button below and complete the survey

[Continue to Survey](#)



In order to View or Print your Certificates of Completion, click on the "My Certificates" link on the Homepage

My Homepage



[My Certificates >>](#)



Remember, in order to receive a Certificate of Completion, you need to successfully pass the final quiz associated with the module, answer the survey questions and complete the Certificate of Completion information.

If you experience issues creating an account or logging into RCTCLEARN, please contact the RCTCLEARN Helpline by calling 877-396-6261 or emailing info@rctclearn.net