

RCTCLEARN STUDENT GUIDE

OASIS TRAINING SERIES

Login or Create an Account on RCTCLEARN by clicking on: www.rctclearn.net/login

Returning RCTCLEARN User?

- Enter your username or email and password and click on the green “Login” Button.
- Did you forget your username or password?
 - Click on the “Forgot your username or password?” Link

New to RCTCLEARN?

- Create an account by clicking on the green “Create an Account” Button located under “New Users with Tokens”
 - If you don’t have a token, please obtain one from your Training Coordinator

Home > RCTCLEARN Registration

RCTCLEARN.NET RCTCLEARN Course Registration
e-learning for those who care

Welcome to the RCTCLEARN registration page. In order to begin your online courses, click on the button below.

<p style="text-align: center;">New Users with Tokens</p> <p>Have you been given a token? Register for an rctclearn.net account and begin taking courses below</p> <p>If you already have a username and password, please login on the right</p> <p style="text-align: center;">Create an Account</p>	<p style="text-align: center;">Already have a username and password?</p> <p>Continue below and log in with your rctclearn.net account</p> <p style="text-align: center;">Username or Email</p> <input type="text"/> <p style="text-align: center;">Password</p> <input type="password"/> <p style="text-align: center;"><input type="checkbox"/> Remember Me</p> <p style="text-align: center;">Forgot your username or password?</p> <p style="text-align: center;">Login</p>
---	---

Need support? Contact Dennis Kronebusch at dennis.kronebusch@rctc.edu

- Click on the green “I have a token, let me register” button

Confirmation

Please contact your training coordinator if you don't have either token or a username

Make sure you have a **token** if you want to take courses

Tokens look like ABC-DEF-GH (Eight characters, Letters and Numbers), you can receive them from your training coordinator. Without one, you won't have any courses.

You will be able to enter your token in during registration. You will then pick your own username and password.

[I have a token, let me register](#) [No, I don't have a token](#)

- Complete the RCTCLEARN Registration Form by completing the required information
 - Enter your Token (located on email)
 - Create a unique username and password
 - Provide additional required information
 - Click on the green “Register” button located at the bottom of the screen

[RCTCLEARN Registration](#) > Register for Courses

RCTCLEARN Registration

Token: *

Enter the token given by your training coordinator

Username *

Choose a username you can remember easily to use to log in

Password *

Choose a password at least 8 characters in length

Email Address *

Choose an email address you will check often

Address *

First Name *

Last Name *

Gender


Female

Male

Congratulations! You have now created an RCTCLEARN Account!

Once you have created an account, you'll see the My Homepage.

My Homepage

 My Certificates →

RCTCLEARN_Leadership
My Subscriptions

ASSIGNED COURSES

Find a course underneath "Your Courses".

NEWS

Support

Support

[Request Support Now](#)

1-877-396-6261
Monday-Friday
8:30 AM - 4:30 PM (Central Time Zone)


New LMS

Posted January 5, 2016, 7:11 am

Welcome to the new LMS!

LAST ACCESSED COURSES

Welcome back

 LEA_CF - Leadership: Coaching and Feedback - January 14, 2020, 9:33 am

Redeem a Token: [Redeem](#)




If you are missing courses, enter a token. For assistance, please contact your training coordinator.

[What are tokens?](#)

YOUR COURSES

Select a Category

LEADERSHIP SERIES




-  **LEA_CF - Leadership: Coaching and Feedback**
This course is designed to develop the fundamental aspects of being a coach. You will learn the difference between effectively coaching others and various forms of helping...
-  **LEA_CK - Leadership: Communication is Key**
This course is designed to enable you to increase your ability to communicate with individuals and groups. You will develop effective communication skills and techniques essential in...
-  **LEA_CM - Leadership: Conflict Management**
This course is designed to guide you to successfully negotiate conflict situations with teams and other people in the workplace. The strategies and styles presented in this...

To get started with a course, find the course you'd like to take under the "Your Courses" Pod and click on the blue course title.


YOUR COURSES

OASIS D1

OASIS D1

-  **OASIS_DAE - OASIS D1: Module 1 - Welcome to OASIS** ←
The OASIS tool is often viewed as yet another required document to be completed by healthcare professionals. However, with knowledge and skill the OASIS can be an important...
-  **OASIS_DBE - OASIS D1: Module 2 - Patient History and Demographics**
The OASIS tool is often viewed as yet another required document to be completed by healthcare professionals. However, with knowledge and skill the OASIS can be an important...
-  **OASIS_DCE - OASIS D1: Module 3 - System Review**
The OASIS tool is often viewed as yet another required document to be completed by healthcare professionals. However, with knowledge and skill the OASIS becomes an

In order to print any required or optional information, click on the blue links

 Introduction


Welcome to the Course!

Before Starting the Course

Please read and print the required course materials below.

Required Materials

These resources are required for successful completion of the course.

- [Course Syllabus](#) - Provides information required for your continuing education records, contact hours, content resources, author credentials, and commercial support disclosures
- [OASIS-D1-Update-Memorandum_Revised_May-2019\(Adobe PDF\)](#) 

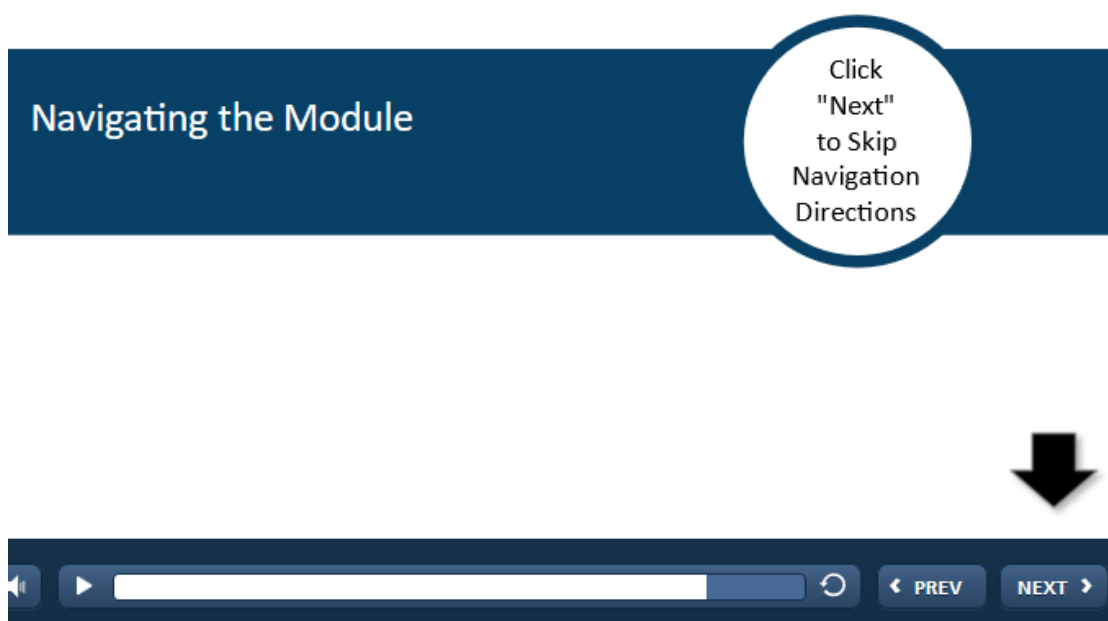
Optional Materials

Please read and print the required course materials below.

- [OASIS-D-Guidance-Manual\(Adobe PDF\)](#)

Navigating the Module:

Click on the Next and Previous Buttons in the lower right-hand corner to move from slide to slide



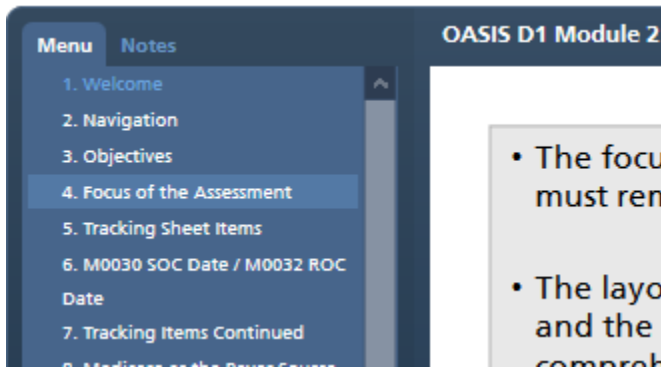
Navigating the Module

Click "Next" to Skip Navigation Directions

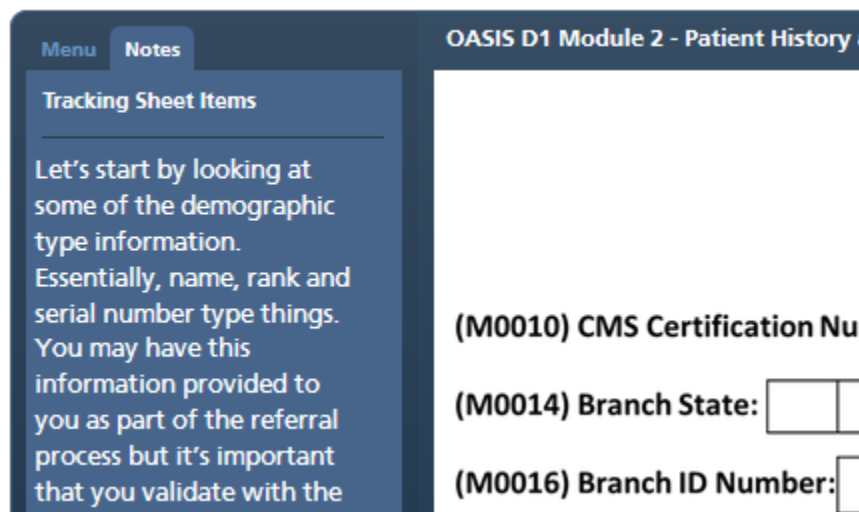
▶

◀ PREV NEXT ▶

In order to review a certain topic, click on the specific topic in the Menu Tab in the upper-left corner



In order to view the script, click on the Notes Tab in the upper-left corner

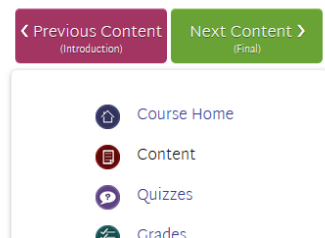


Once you've finished reviewing the online content, click on the green "Next Content (Final)" button to begin the Final Quiz

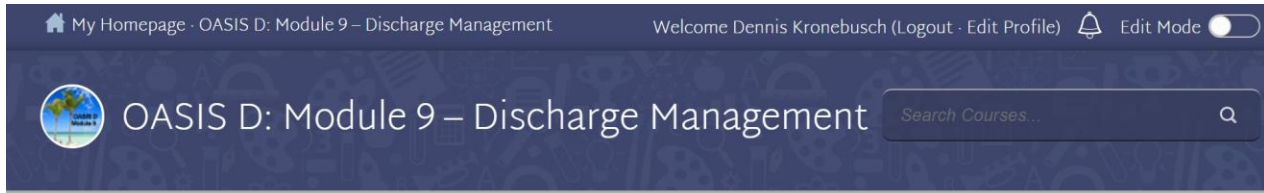
☰ OASIS D1: Module 9 - Discharge Management



Course Navigation



To begin the Final Quiz, click on the green “Begin Quiz” button



My Homepage > OASIS D: Module 9 – Discharge Management > Quizzes > Take Quiz

Final - OASIS D: Module 9 – Discharge Management

Description: *No description provided*

Total Questions: 10

Attempts Allowed: Unlimited

Once you click on "begin quiz" below, you will be redirected to the quiz. You can save answers as you work. You may return to the quiz and continue where you left off as long as you have properly saved your work.

Begin Quiz

After answering all of the quiz questions, click on the green “Submit Quiz” button.

Submit Quiz

Once you've successfully completed the Final Quiz, complete the Survey Questions and fill out your Certificate of Completion information.



Congratulations for completing this course!

To receive your certificate, follow the button below and complete the survey

Continue to Survey

Print Certificate

Print Certificate and Syllabus

Return to



In order to View or Print your Certificates of Completion, click on the "My Certificates" link on the Homepage

My Homepage

 My Certificates >>



Remember, in order to receive a Certificate of Completion, you need to successfully pass the final quiz associated with the module, answer the survey questions and complete the Certificate of Completion information.

If you experience issues creating an account or logging into RCTCLEARN, please contact the RCTCLEARN Helpline by calling 877-396-6261 or emailing info@rctclearn.net