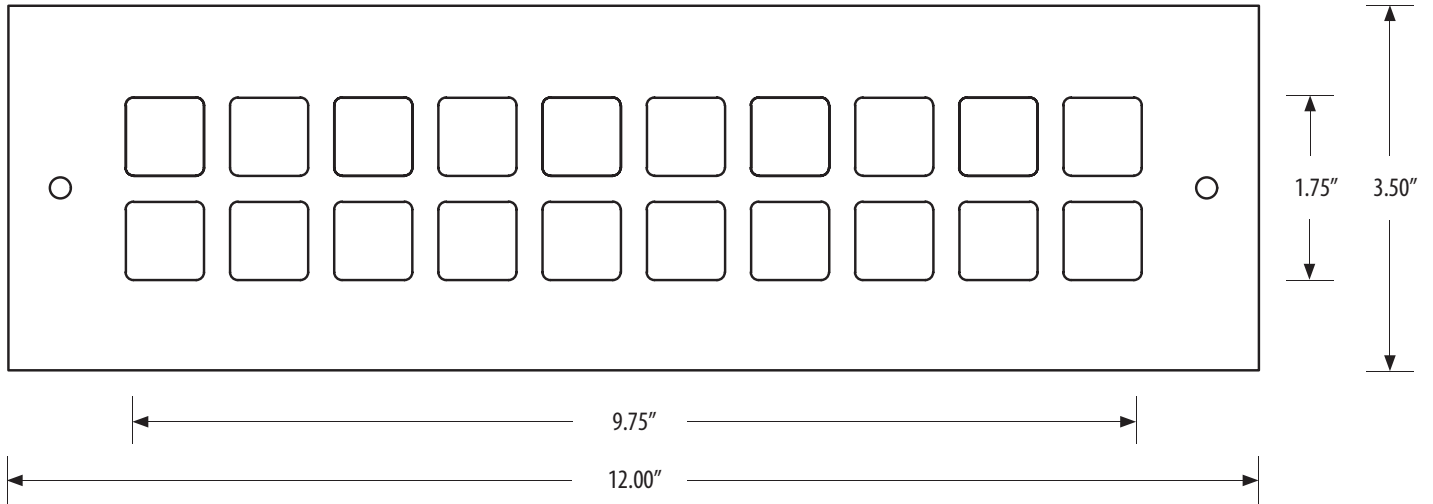




G412 / Cast Square Grille

Spec Sheet



MODEL: G412

- Duct Size Dimensions: 10.00" x 2.25"
- Outside Dimensions: 12.00" x 3.50"
- Design Dimensions: 9.75" x 1.75"
- Thickness: 3/16" (overall 1/2")
- Underside Lip: 1/4"
- Free Air: 56%
- Made in USA

OPTIONS:

- **Materials:**
 - Cast Aluminum
- **Finishes:**
 - Cast Aluminum: Black Grey Silver
 - Sun Gold White Oil Rubbed Bronze
- With Holes (as shown) No Holes (cross out holes on drawing)
- With Louver Without Louver

NOTES:

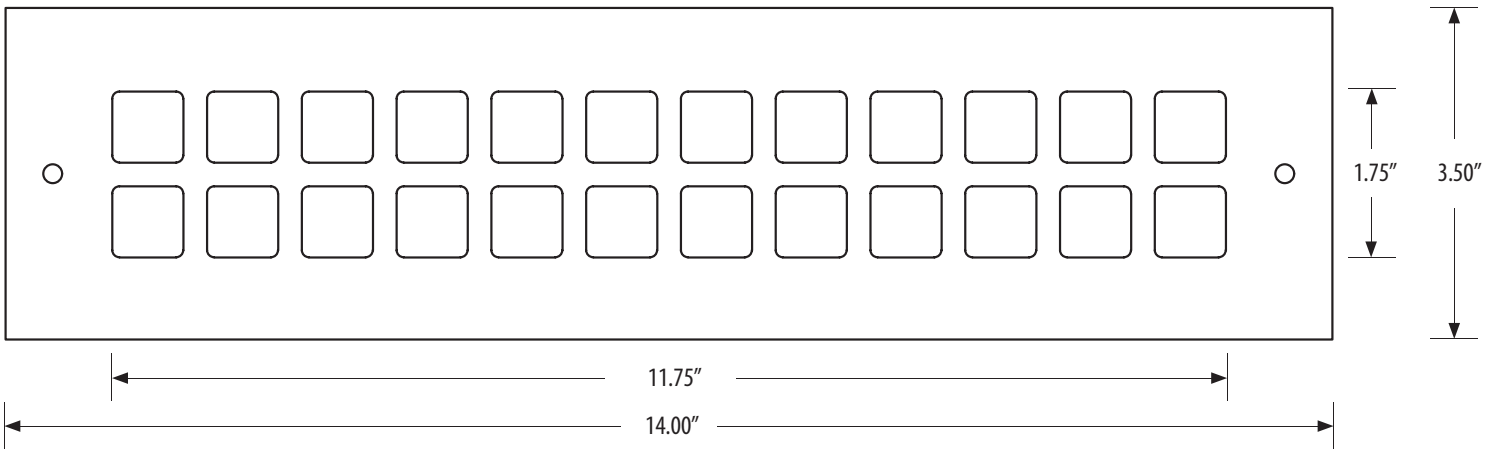
- Pattern scale subject to change with size of grille
- Wall and Ceiling Installation: requires Holes/screws

JOB NAME: _____	SUBMITTED BY: _____
LOCATION: _____	
ARCHITECT: _____	
ENGINEER: _____	
CONTRACTOR: _____	



G414 / Cast Square Grille

Spec Sheet



MODEL: G414

- Duct Size Dimensions: 12.00" x 2.25"
- Outside Dimensions: 14.00" x 3.50"
- Design Dimensions: 11.75" x 1.75"
- Thickness: 3/16" (overall 1/2")
- Underside Lip: 1/4"
- Free Air: 56%
- Made in USA

OPTIONS:

- **Materials:**
 - Cast Aluminum
- **Finishes:**
 - Cast Aluminum: Black Grey Silver
 - Sun Gold White Oil Rubbed Bronze
- With Holes (as shown) No Holes (cross out holes on drawing)
- With Louver Without Louver

NOTES:


- Pattern scale subject to change with size of grille
- Wall and Ceiling Installation: requires Holes/screws

JOB NAME: _____	SUBMITTED BY: _____
LOCATION: _____	
ARCHITECT: _____	
ENGINEER: _____	
CONTRACTOR: _____	



G416 / Cast Square Grille

Spec Sheet



MODEL: G416

- Duct Size Dimensions: 14.00" x 2.25"
- Outside Dimensions: 16.00" x 3.50"
- Design Dimensions: 13.75" x 1.75"
- Thickness: 3/16" (overall 1/2")
- Underside Lip: 1/4"
- Free Air: 56%
- Made in USA

OPTIONS:

- **Materials:**
 - Cast Aluminum
- **Finishes:**
 - Cast Aluminum: Black Grey Silver
 - Sun Gold White Oil Rubbed Bronze
- With Holes (as shown) No Holes (cross out holes on drawing)
- With Louver Without Louver

NOTES:

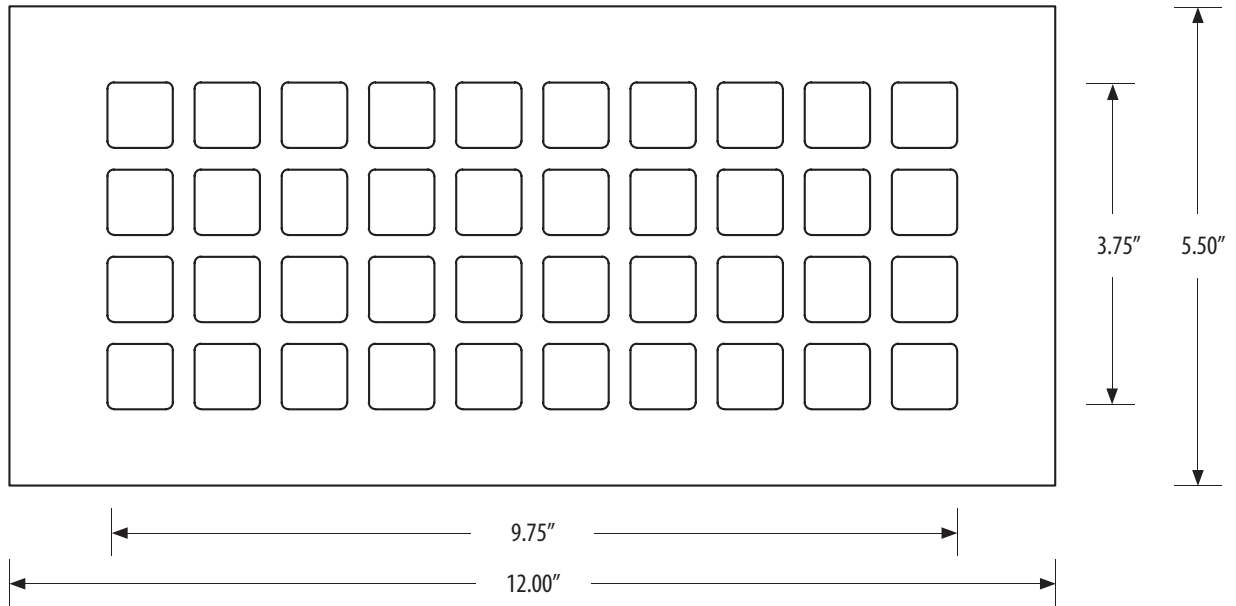
- Pattern scale subject to change with size of grille
- Wall and Ceiling Installation: requires Holes/screws

JOB NAME: _____	SUBMITTED BY: _____
LOCATION: _____	
ARCHITECT: _____	
ENGINEER: _____	
CONTRACTOR: _____	



G612 / Cast Square Grille

Spec Sheet



MODEL: G612

- Duct Size Dimensions: 10.00" x 4.00"
- Outside Dimensions: 12.00" x 5.50"
- Design Dimensions: 9.75" x 3.75"
- Thickness: 3/16" (overall 1/2")
- Underside Lip: 1/4"
- Free Air: 56%
- Made in USA

OPTIONS:

- **Materials:**
 - Cast Aluminum
- **Finishes:**
 - Cast Aluminum: Black Grey Silver
 - Sun Gold White Oil Rubbed Bronze
- With Holes (as shown) No Holes (cross out holes on drawing)
- With Louver Without Louver

NOTES:

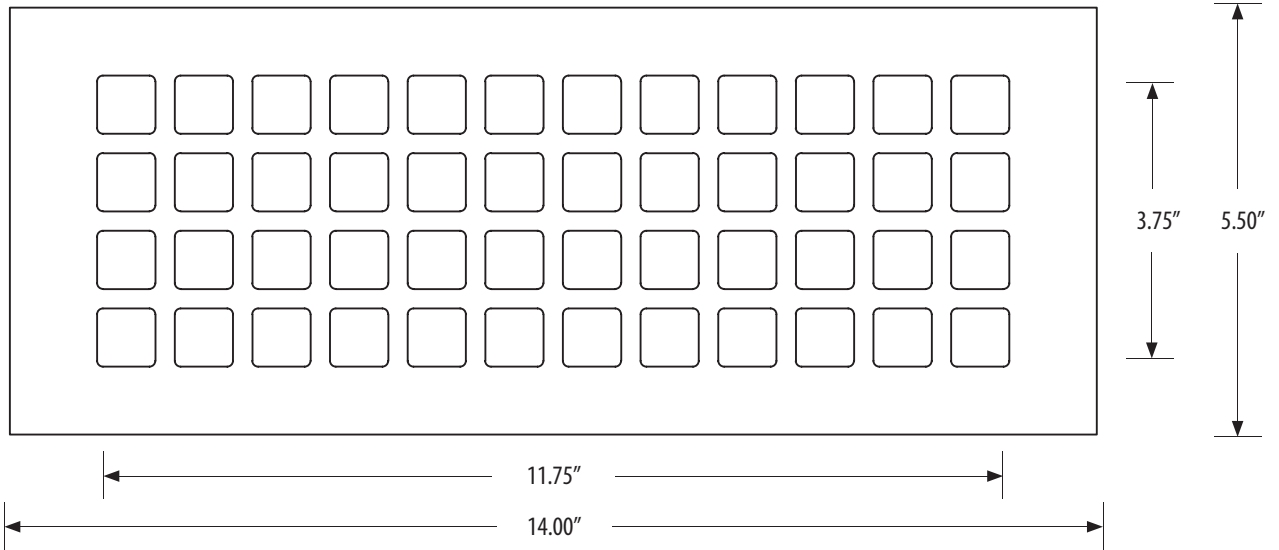
- Pattern scale subject to change with size of grille
- Wall and Ceiling Installation: requires Holes/screws

JOB NAME: _____ LOCATION: _____ ARCHITECT: _____ ENGINEER: _____ CONTRACTOR: _____	SUBMITTED BY: _____
--	-----------------------------



G614 / Cast Square Grille

Spec Sheet



MODEL: G614

- Duct Size Dimensions: 12.00" x 4.00"
- Outside Dimensions: 14.00" x 5.50"
- Design Dimensions: 11.75" x 3.75"
- Thickness: 3/16" (overall 1/2")
- Underside Lip: 1/4"
- Free Air: 56%
- Made in USA

OPTIONS:

- **Materials:**
 - Cast Aluminum
- **Finishes:**
 - Cast Aluminum: Black Grey Silver
 - Sun Gold White Oil Rubbed Bronze
- With Holes (as shown) No Holes (cross out holes on drawing)
- With Louver Without Louver

NOTES:

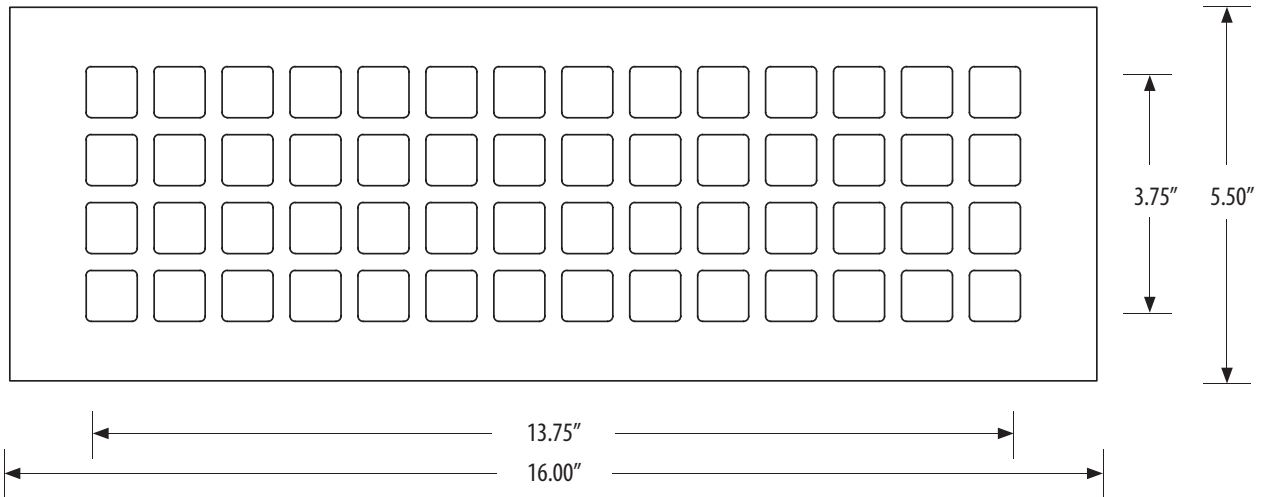
- Pattern scale subject to change with size of grille
- Wall and Ceiling Installation: requires Holes/screws

JOB NAME: _____	SUBMITTED BY: _____
LOCATION: _____	
ARCHITECT: _____	
ENGINEER: _____	
CONTRACTOR: _____	



G616 / Cast Square Grille

Spec Sheet



MODEL: G616

- Duct Size Dimensions: 14.00" x 4.00"
- Outside Dimensions: 16.00" x 5.50"
- Design Dimensions: 13.42" x 3.50"
- Thickness: 3/16" (overall 1/2")
- Underside Lip: 1/4"
- Free Air: 56%
- Made in USA

OPTIONS:

- **Materials:**
 - Cast Aluminum
- **Finishes:**
 - Cast Aluminum: Black Grey Silver
 - Sun Gold White Oil Rubbed Bronze
- With Holes (as shown) No Holes (cross out holes on drawing)
- With Louver Without Louver

NOTES:

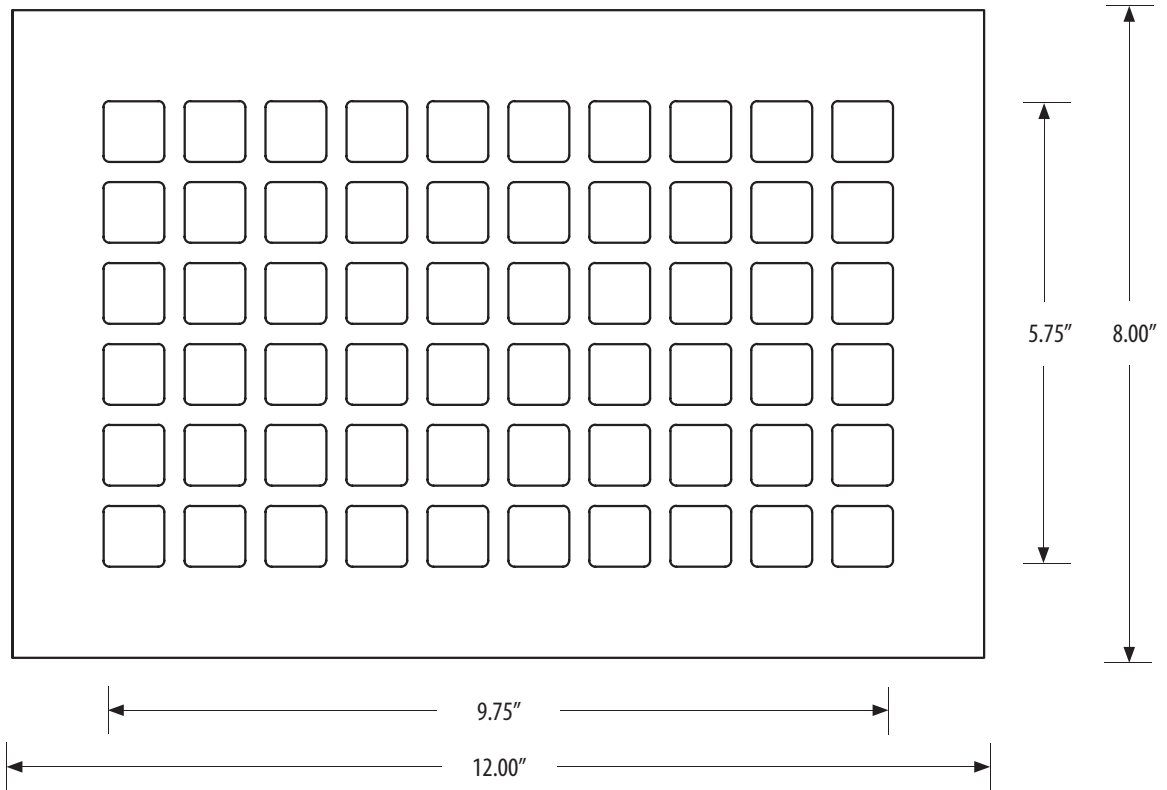
- Pattern scale subject to change with size of grille
- Wall and Ceiling Installation: requires Holes/screws

JOB NAME: _____	SUBMITTED BY: _____
LOCATION: _____	
ARCHITECT: _____	
ENGINEER: _____	
CONTRACTOR: _____	



G812 / Cast Square Grille

Spec Sheet



MODEL: G812

- Duct Size Dimensions: 10.00" x 6.00"
- Outside Dimensions: 12.00" x 8.00"
- Design Dimensions: 9.75" x 5.75"
- Thickness: 3/16" (overall 1/2")
- Underside Lip: 1/4"
- Free Air: 56%
- Made in USA

OPTIONS:

- **Materials:**
 - Cast Aluminum
- **Finishes:**
 - Cast Aluminum: Black Grey Silver
 - Sun Gold White Oil Rubbed Bronze
- With Holes (as shown) No Holes (cross out holes on drawing)
- With Louver Without Louver

NOTES:

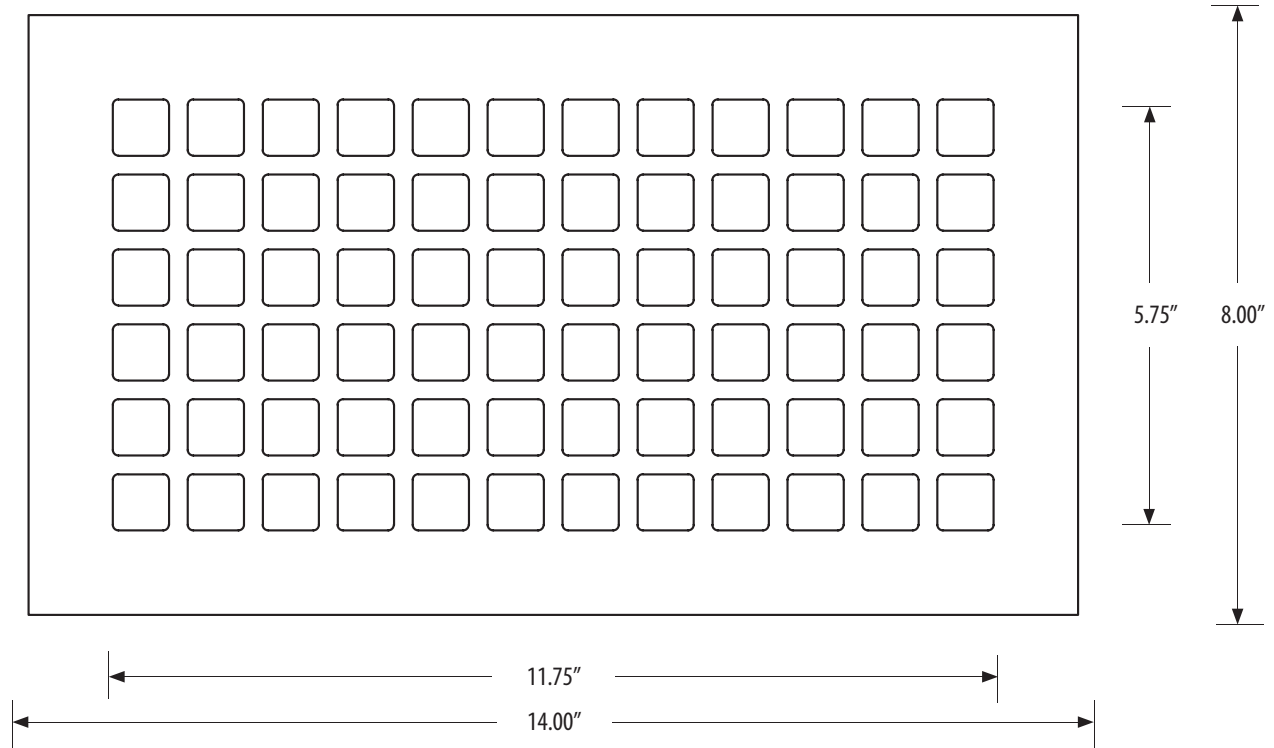
- Pattern scale subject to change with size of grille
- Wall and Ceiling Installation: requires Holes/screws

JOB NAME: _____	SUBMITTED BY: _____
LOCATION: _____	
ARCHITECT: _____	
ENGINEER: _____	
CONTRACTOR: _____	



G814 / Cast Square Grille

Spec Sheet



MODEL: G814

- Duct Size Dimensions: 12.00" x 6.00"
- Outside Dimensions: 14.00" x 8.00"
- Design Dimensions: 11.75" x 5.75"
- Thickness: 3/16" (overall 1/2")
- Underside Lip: 1/4"
- Free Air: 56%
- Made in USA

OPTIONS:

- **Materials:**
 - Cast Aluminum
- **Finishes:**
 - Cast Aluminum: Black Grey Silver
 - Sun Gold White Oil Rubbed Bronze
- With Holes (as shown) No Holes (cross out holes on drawing)
- With Louver Without Louver

NOTES:

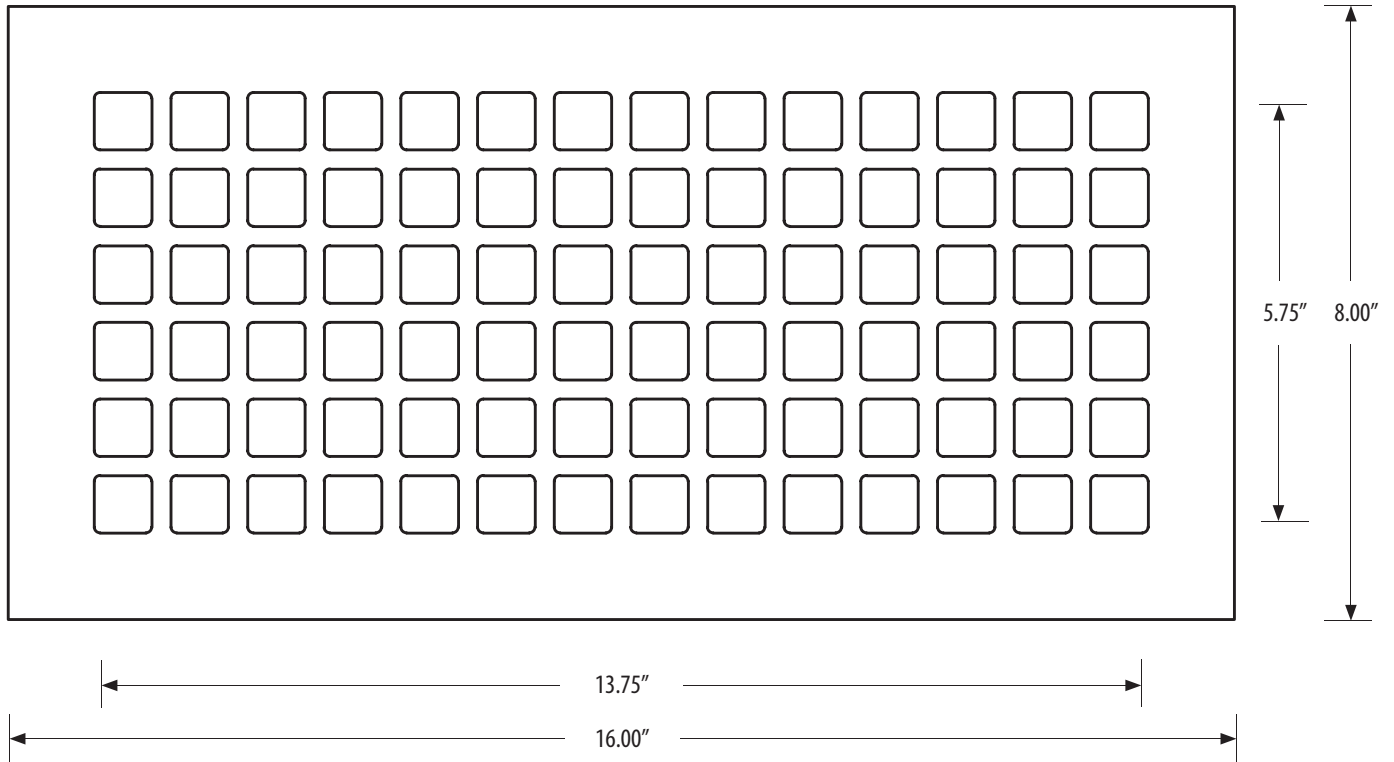
- Pattern scale subject to change with size of grille
- Wall and Ceiling Installation: requires Holes/screws

JOB NAME: _____	SUBMITTED BY: _____
LOCATION: _____	
ARCHITECT: _____	
ENGINEER: _____	
CONTRACTOR: _____	



G816 / Cast Square Grille

Spec Sheet



MODEL: G816

- Duct Size Dimensions: 14.00" x 6.00"
- Outside Dimensions: 16.00" x 8.00"
- Design Dimensions: 13.75" x 5.75"
- Thickness: 3/16" (overall 1/2")
- Underside Lip: 1/4"
- Free Air: 56%
- Made in USA

OPTIONS:

- **Materials:**
 - Cast Aluminum
- **Finishes:**
 - Cast Aluminum: Black Grey Silver
 - Sun Gold White Oil Rubbed Bronze
- With Holes (as shown) No Holes (cross out holes on drawing)
- With Louver Without Louver

NOTES:

- Pattern scale subject to change with size of grille
- Wall and Ceiling Installation: requires Holes/screws

JOB NAME: _____	SUBMITTED BY: _____
LOCATION: _____	
ARCHITECT: _____	
ENGINEER: _____	
CONTRACTOR: _____	