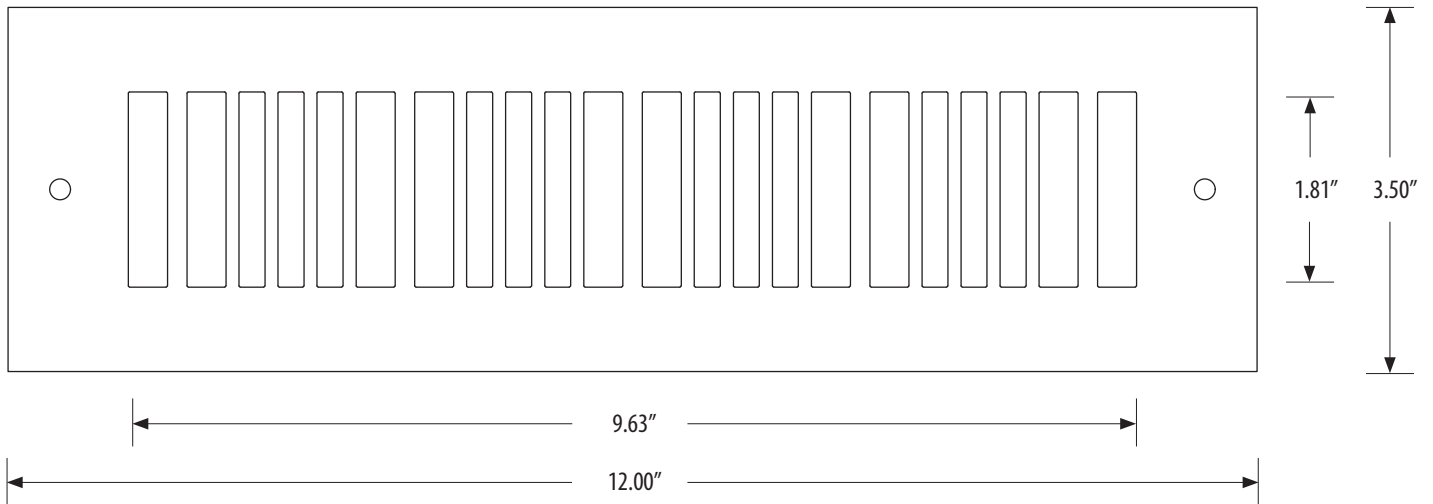




LC-412 / Linear C Grille

Spec Sheet



MODEL: LC-412

- Duct Size Dimensions: 10.00" x 2.25"
- Outside Dimensions: 12.00" x 3.50"
- Design Dimensions: 9.63" x 1.81"
- Made in USA

OPTIONS:

- **Material:** Aluminum Steel
- **Thickness:** 1/8" 3/16"
- **Finish:** Black Champagne Bronze Grey
 Oil-Rubbed Bronze Satin Nickel Silver
 Sun Gold White
- With Holes (as shown)
 No Holes (cross out holes on drawing)
- Underside Lip No Underside Lip
- With Louver Without Louver

NOTES:

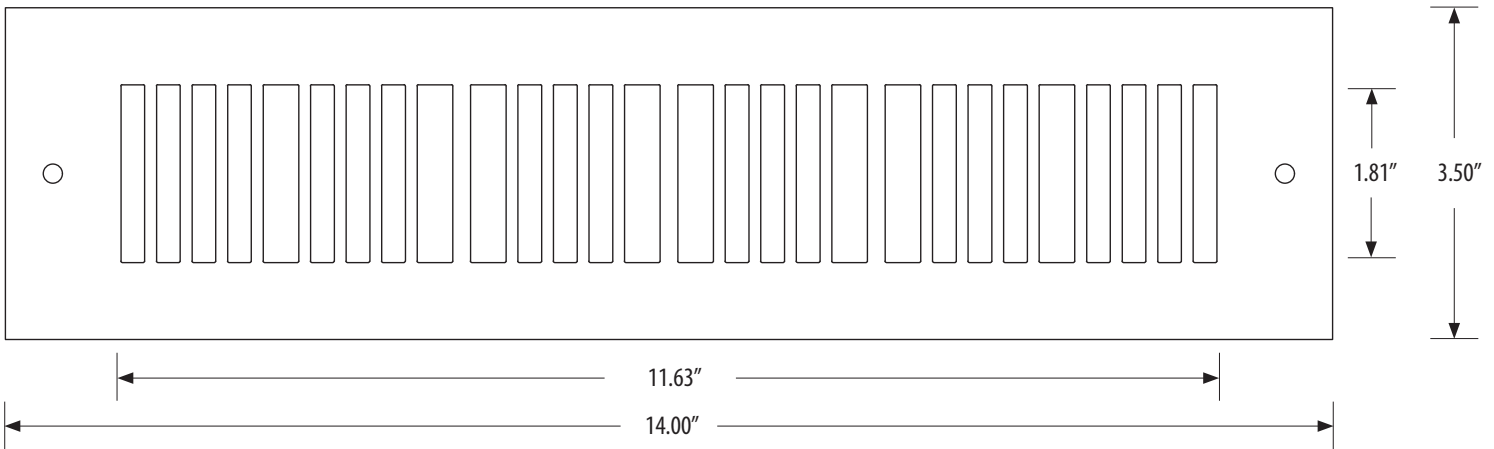
- Pattern scale subject to change with size of grille
- Wall and Ceiling Installation: requires Holes/screws
- Floor Installation:
 - Requires Underside Lip when you choose No Holes
 - Thickness 1/8" not recommended
- Aluminum available in 3/16" only

JOB NAME: _____	SUBMITTED BY: _____
LOCATION: _____	
ARCHITECT: _____	
ENGINEER: _____	
CONTRACTOR: _____	



LC-414 / Linear C Grille

Spec Sheet



MODEL: LC-414

- Duct Size Dimensions: 12.00" x 2.25"
- Outside Dimensions: 14.00" x 3.50"
- Design Dimensions: 11.63" x 1.81"
- Made in USA

OPTIONS:

- **Material:** Aluminum Steel
- **Thickness:** 1/8" 3/16"
- **Finish:** Black Champagne Bronze Grey
 Oil-Rubbed Bronze Satin Nickel Silver
 Sun Gold White
- With Holes (as shown)
 No Holes (cross out holes on drawing)
- Underside Lip No Underside Lip
- With Louver Without Louver

NOTES:

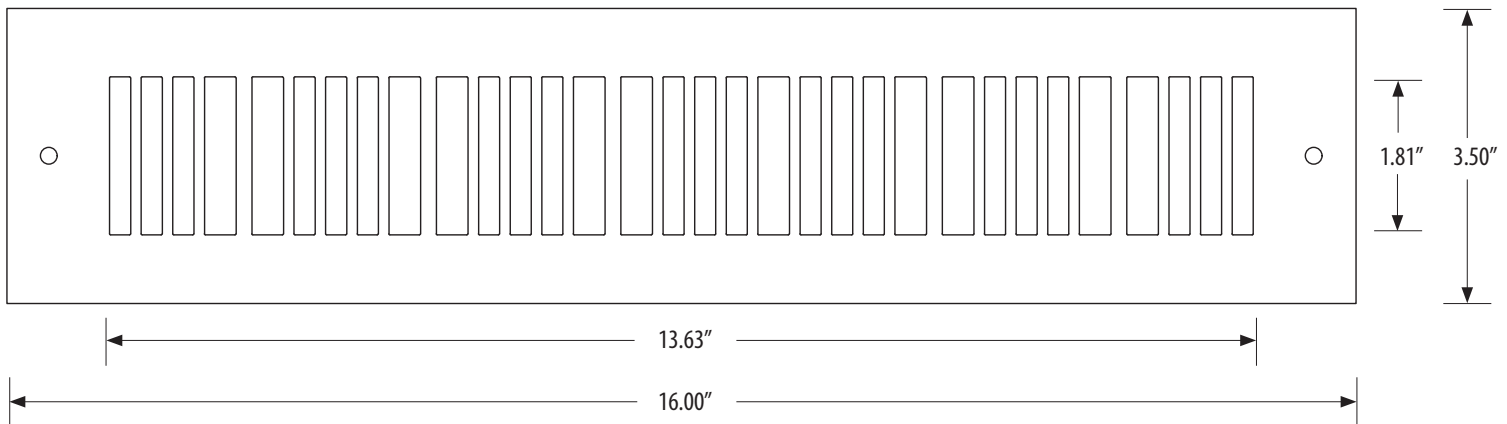
- Pattern scale subject to change with size of grille
- Wall and Ceiling Installation: requires Holes/screws
- Floor Installation:
 - Requires Underside Lip when you choose No Holes
 - Thickness 3/16" not recommended
- Aluminum available in 3/16" only

JOB NAME: _____	SUBMITTED BY: _____
LOCATION: _____	
ARCHITECT: _____	
ENGINEER: _____	
CONTRACTOR: _____	



LC-416 / Linear C Grille

Spec Sheet



MODEL: LC-416

- Duct Size Dimensions: 14.00" x 2.25"
- Outside Dimensions: 16.00" x 3.50"
- Design Dimensions: 13.63" x 1.81"
- Made in USA

OPTIONS:

- **Material:** Aluminum Steel
- **Thickness:** 1/8" 3/16"
- **Finish:** Black Champagne Bronze Grey
 Oil-Rubbed Bronze Satin Nickel Silver
 Sun Gold White
- With Holes (as shown)
 No Holes (cross out holes on drawing)
- Underside Lip No Underside Lip
- With Louver Without Louver

NOTES:

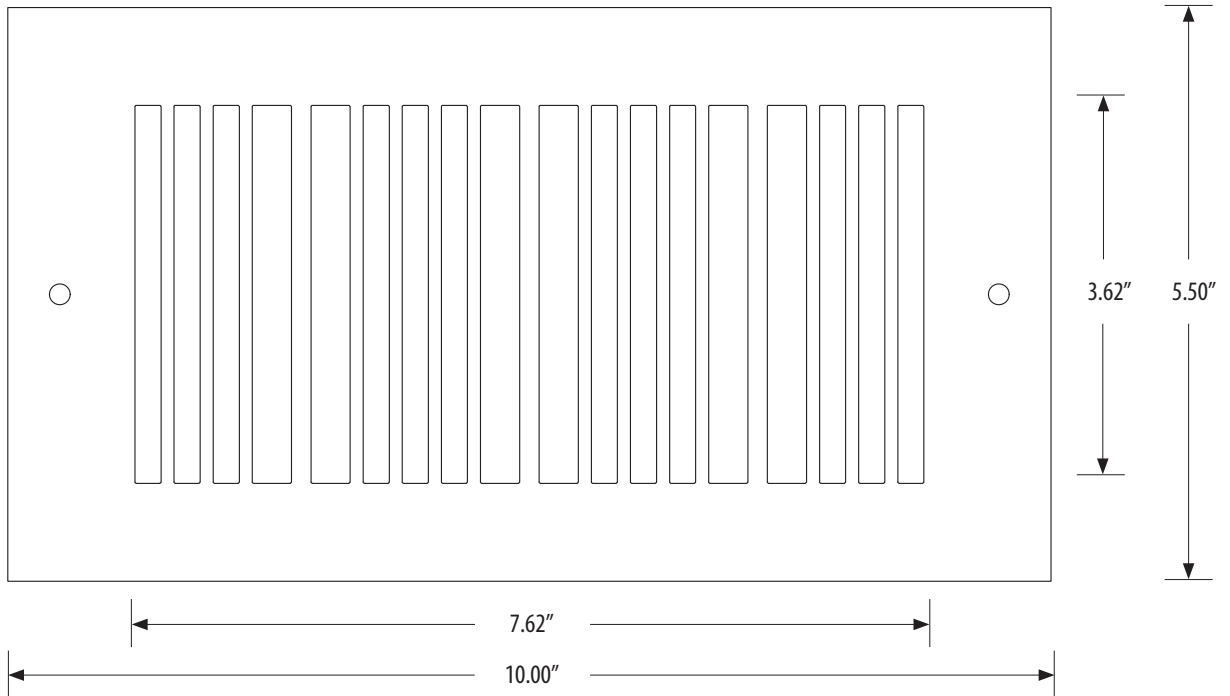
- Pattern scale subject to change with size of grille
- Wall and Ceiling Installation: requires Holes/screws
- Floor Installation:
 - Requires Underside Lip when you choose No Holes
 - Thickness 1/8" not recommended
- Aluminum available in 3/16" only

JOB NAME: _____	SUBMITTED BY: _____
LOCATION: _____	
ARCHITECT: _____	
ENGINEER: _____	
CONTRACTOR: _____	



LC-610 / Linear C Grille

Spec Sheet



MODEL: LC-610

- Duct Size Dimensions: 8.00" x 4.00"
- Outside Dimensions: 10.00" x 5.50"
- Design Dimensions: 7.62" x 3.62"
- Made in USA

OPTIONS:

- **Material:** Aluminum Steel
- **Thickness:** 1/8" 3/16"
- **Finish:** Black Champagne Bronze Grey
 Oil-Rubbed Bronze Satin Nickel Silver
 Sun Gold White
- With Holes (as shown)
 No Holes (cross out holes on drawing)
- Underside Lip No Underside Lip
- With Louver Without Louver

NOTES:

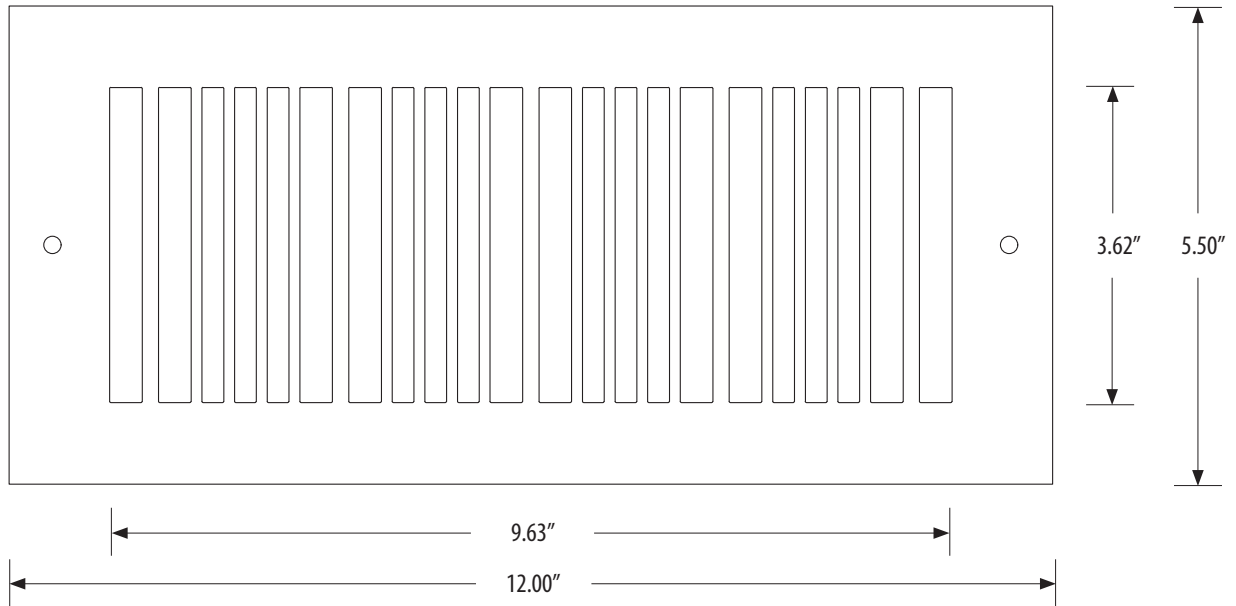
- Pattern scale subject to change with size of grille
- Wall and Ceiling Installation: requires Holes/screws
- Floor Installation:
 - Requires Underside Lip when you choose No Holes
 - Thickness 1/8" not recommended
- Aluminum available in 3/16" only

JOB NAME: _____	SUBMITTED BY: _____
LOCATION: _____	
ARCHITECT: _____	
ENGINEER: _____	
CONTRACTOR: _____	



LC-612 / Linear C Grille

Spec Sheet



MODEL: LC-612

- Duct Size Dimensions: 10.00" x 4.00"
- Outside Dimensions: 12.00" x 5.50"
- Design Dimensions: 9.63" x 3.62"
- Made in USA

OPTIONS:

- **Material:** Aluminum Steel
- **Thickness:** 1/8" 3/16"
- **Finish:** Black Champagne Bronze Grey
 Oil-Rubbed Bronze Satin Nickel Silver
 Sun Gold White
- With Holes (as shown)
 No Holes (cross out holes on drawing)
- Underside Lip No Underside Lip
- With Louver Without Louver

NOTES:

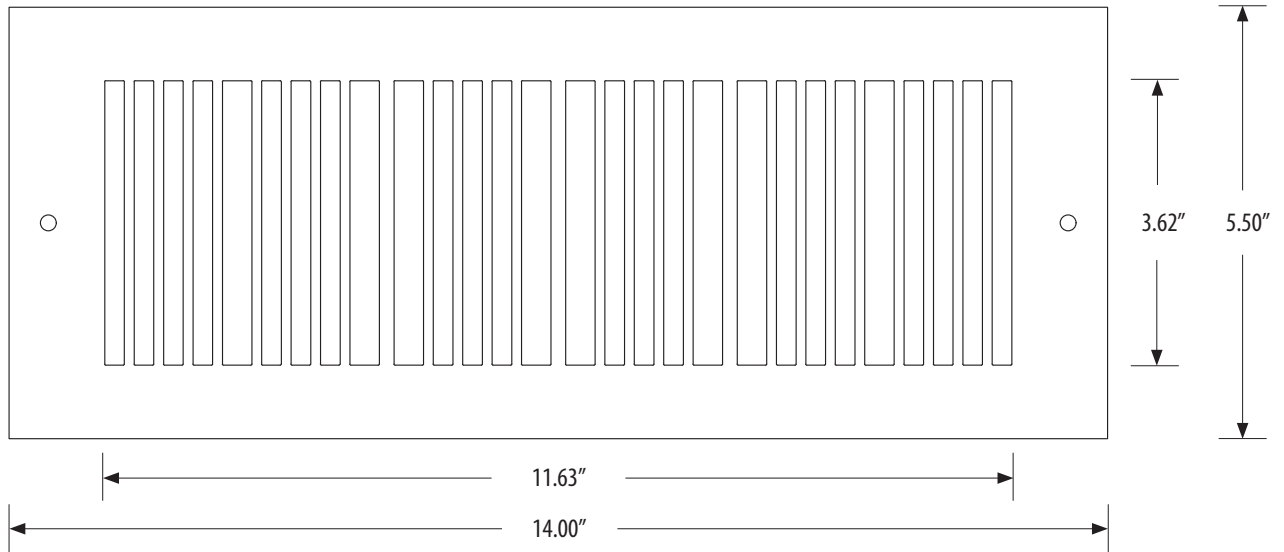
- Pattern scale subject to change with size of grille
- Wall and Ceiling Installation: requires Holes/screws
- Floor Installation:
 - Requires Underside Lip when you choose No Holes
 - Thickness 1/8" not recommended
- Aluminum available in 3/16" only

JOB NAME: _____	SUBMITTED BY: _____
LOCATION: _____	
ARCHITECT: _____	
ENGINEER: _____	
CONTRACTOR: _____	



LC-614 / Linear C Grille

Spec Sheet



MODEL: LC-614

- Duct Size Dimensions: 12.00" x 4.00"
- Outside Dimensions: 14.00" x 5.50"
- Design Dimensions: 11.63" x 3.62"
- Made in USA

OPTIONS:

- **Material:** Aluminum Steel
- **Thickness:** 1/8" 3/16"
- **Finish:** Black Champagne Bronze Grey
 Oil-Rubbed Bronze Satin Nickel Silver
 Sun Gold White
- With Holes (as shown)
 No Holes (cross out holes on drawing)
- Underside Lip No Underside Lip
- With Louver Without Louver

NOTES:

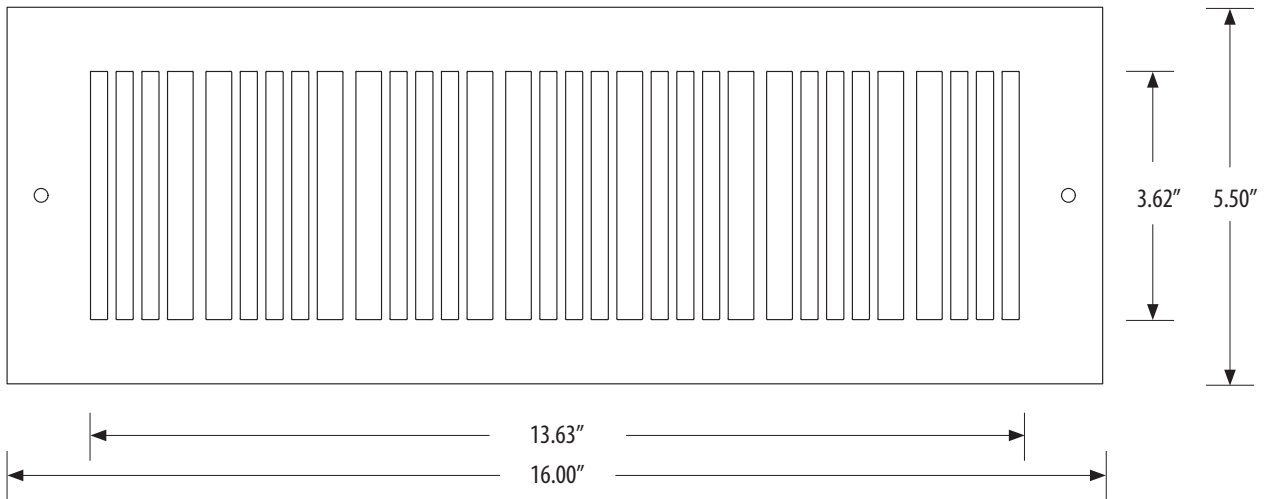
- Pattern scale subject to change with size of grille
- Wall and Ceiling Installation: requires Holes/screws
- Floor Installation:
 - Requires Underside Lip when you choose No Holes
 - Thickness 1/8" not recommended
- Aluminum available in 3/16" only

JOB NAME: _____	SUBMITTED BY: _____
LOCATION: _____	
ARCHITECT: _____	
ENGINEER: _____	
CONTRACTOR: _____	



LC-616 / Linear C Grille

Spec Sheet



MODEL: LC-616

- Duct Size Dimensions: 14.00" x 4.00"
- Outside Dimensions: 16.00" x 5.50"
- Design Dimensions: 13.63" x 3.62"
- Made in USA

OPTIONS:

- **Material:** Aluminum Steel
- **Thickness:** 1/8" 3/16"
- **Finish:** Black Champagne Bronze Grey
 Oil-Rubbed Bronze Satin Nickel Silver
 Sun Gold White
- With Holes (as shown)
 No Holes (cross out holes on drawing)
- Underside Lip No Underside Lip
- With Louver Without Louver

NOTES:

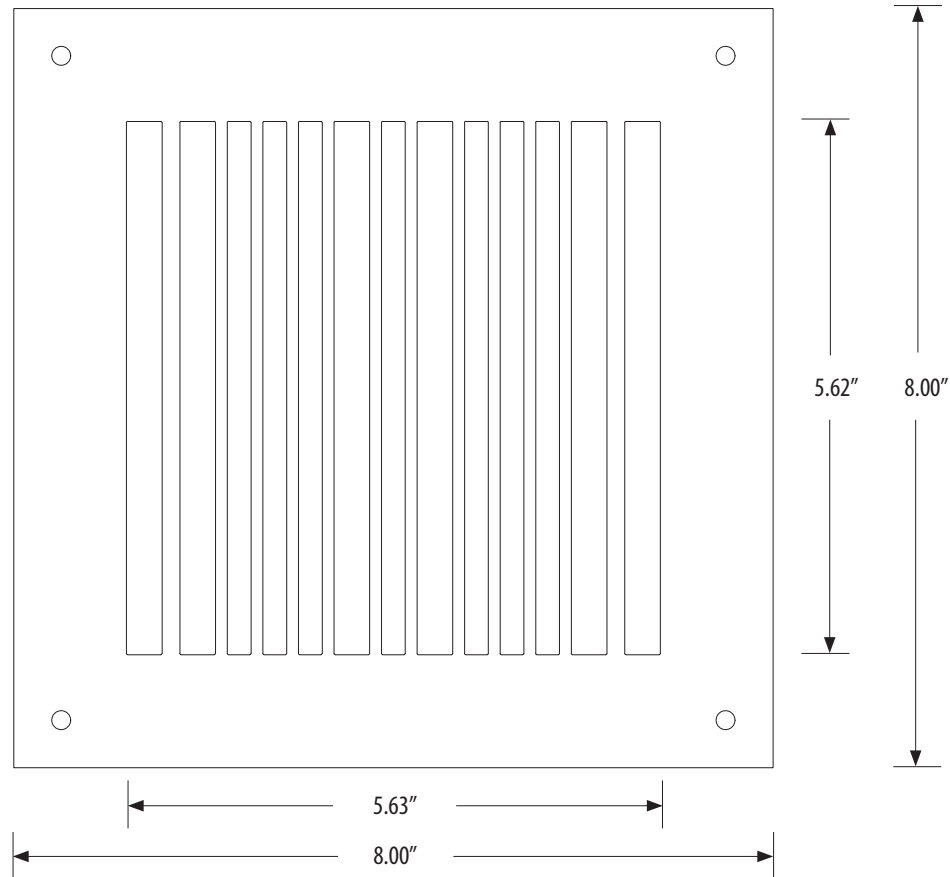
- Pattern scale subject to change with size of grille
- Wall and Ceiling Installation: requires Holes/screws
- Floor Installation:
 - Requires Underside Lip when you choose No Holes
 - Thickness 1/8" not recommended
- Aluminum available in 3/16" only

JOB NAME: _____	SUBMITTED BY: _____
LOCATION: _____	
ARCHITECT: _____	
ENGINEER: _____	
CONTRACTOR: _____	



LC-808 / Linear C Grille

Spec Sheet



MODEL: LC-808

- Duct Size Dimensions: 6.00" x 6.00"
- Outside Dimensions: 8.00" x 8.00"
- Design Dimensions: 5.63" x 5.62"
- Made in USA

OPTIONS:

- **Material:** Aluminum Steel
- **Thickness:** 1/8" 3/16"
- **Finish:** Black Champagne Bronze Grey
 Oil-Rubbed Bronze Satin Nickel Silver
 Sun Gold White
- With Holes (as shown)
 No Holes (cross out holes on drawing)
- Underside Lip No Underside Lip
- With Louver Without Louver

NOTES:

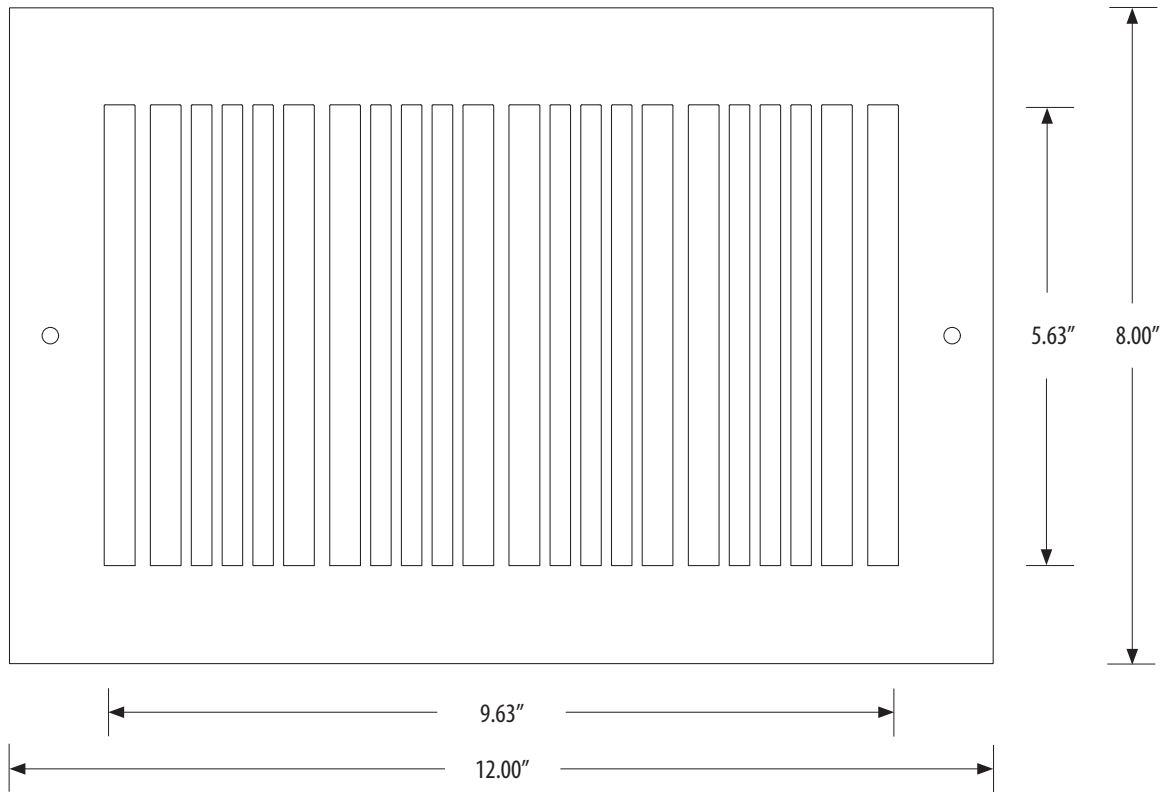
- Pattern scale subject to change with size of grille
- Wall and Ceiling Installation: requires Holes/screws
- Floor Installation:
 - Requires Underside Lip when you choose No Holes
 - Thickness 1/8" not recommended
- Aluminum available in 3/16" only

JOB NAME: _____	SUBMITTED BY: _____
LOCATION: _____	
ARCHITECT: _____	
ENGINEER: _____	
CONTRACTOR: _____	



LC-812 / Linear C Grille

Spec Sheet



MODEL: LC-812

- Duct Size Dimensions: 10.00" x 6.00"
- Outside Dimensions: 12.00" x 8.00"
- Design Dimensions: 9.63" x 5.63"
- Made in USA

OPTIONS:

- **Material:** Aluminum Steel
- **Thickness:** 1/8" 3/16"
- **Finish:** Black Champagne Bronze Grey
 Oil-Rubbed Bronze Satin Nickel Silver
 Sun Gold White
- With Holes (as shown)
 No Holes (cross out holes on drawing)
- Underside Lip No Underside Lip
- With Louver Without Louver

NOTES:

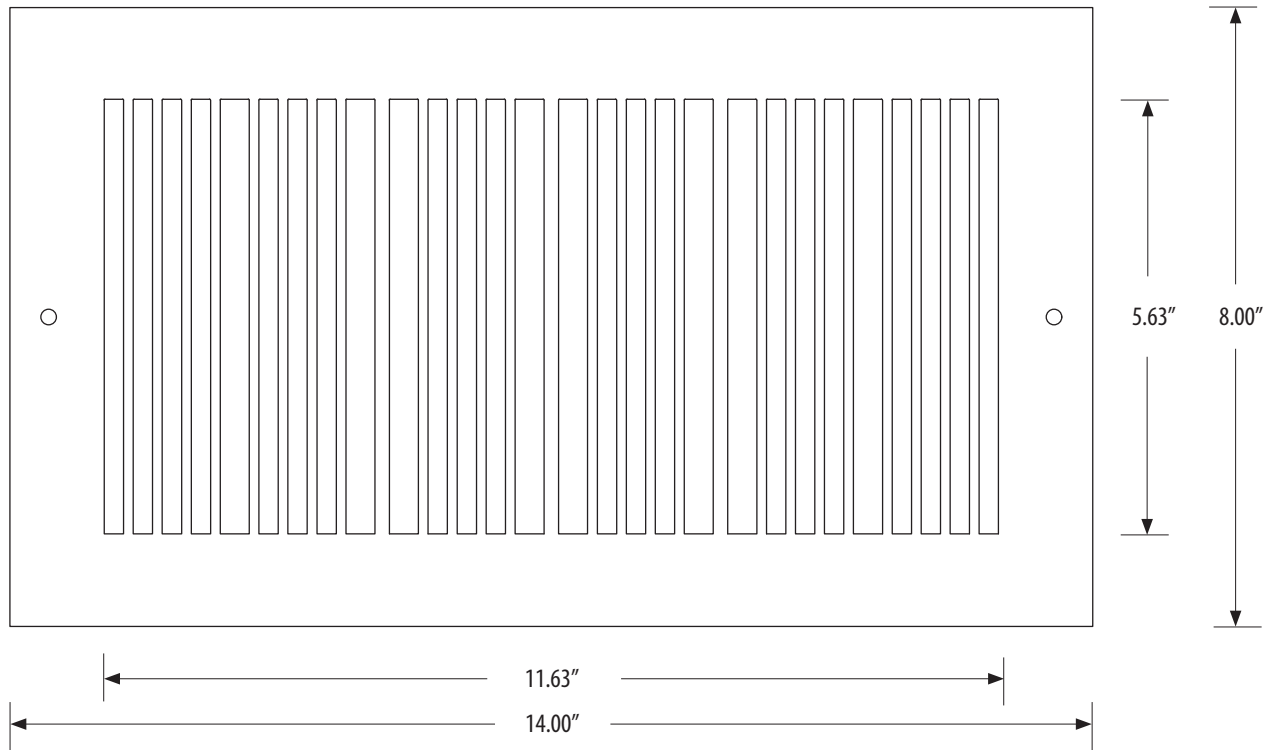
- Pattern scale subject to change with size of grille
- Wall and Ceiling Installation: requires Holes/screws
- Floor Installation:
 - Requires Underside Lip when you choose No Holes
 - Thickness 1/8" not recommended
- Aluminum available in 3/16" only

JOB NAME: _____	SUBMITTED BY: _____
LOCATION: _____	
ARCHITECT: _____	
ENGINEER: _____	
CONTRACTOR: _____	



LC-814 / Linear C Grille

Spec Sheet



MODEL: LC-814

- Duct Size Dimensions: 12.00" x 6.00"
- Outside Dimensions: 14.00" x 8.00"
- Design Dimensions: 11.63" x 5.63"
- Made in USA

OPTIONS:

- **Material:** Aluminum Steel
- **Thickness:** 1/8" 3/16"
- **Finish:** Black Champagne Bronze Grey
 Oil-Rubbed Bronze Satin Nickel Silver
 Sun Gold White
- With Holes (as shown)
 No Holes (cross out holes on drawing)
- Underside Lip No Underside Lip
- With Louver Without Louver

NOTES:

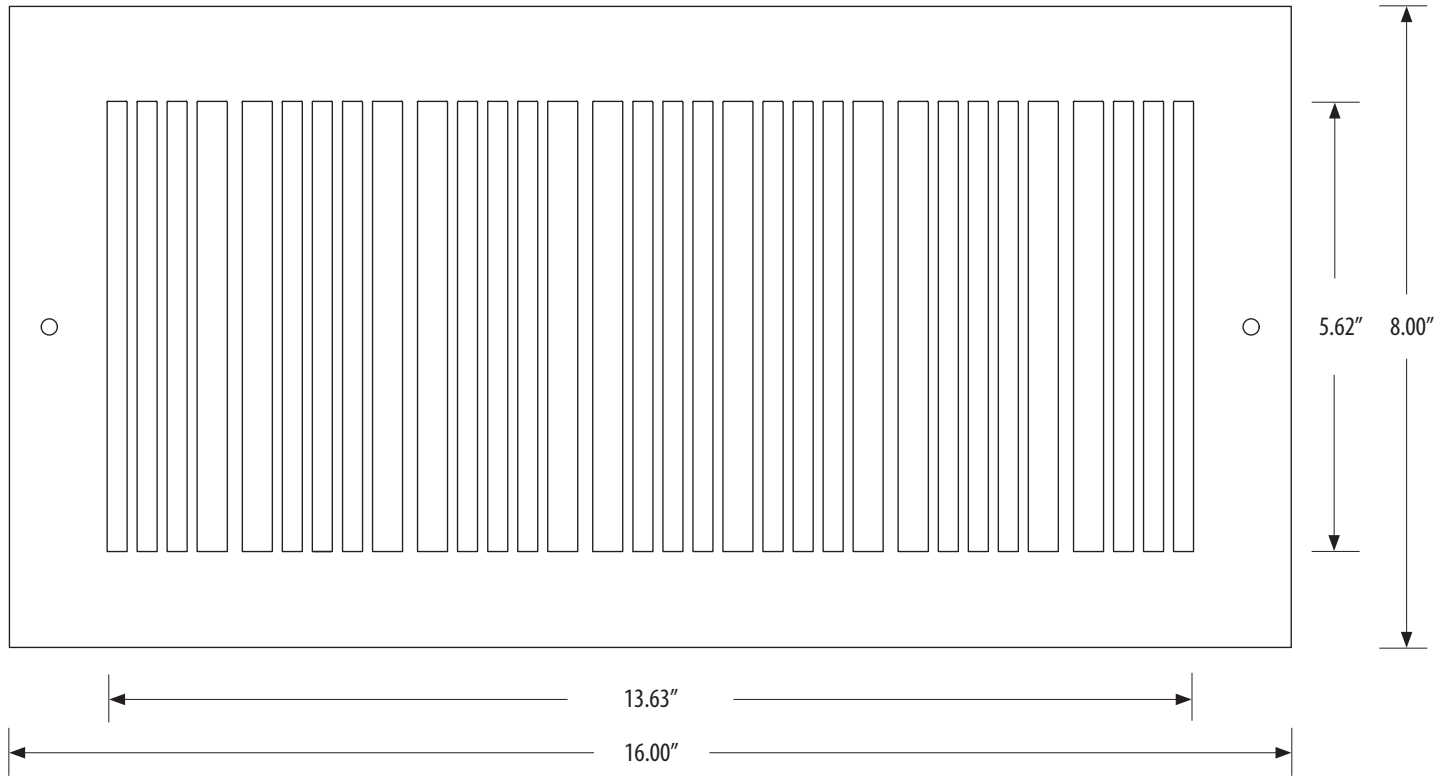
- Pattern scale subject to change with size of grille
- Wall and Ceiling Installation: requires Holes/screws
- Floor Installation:
 - Requires Underside Lip when you choose No Holes
 - Thickness 1/8" not recommended
- Aluminum available in 3/16" only

JOB NAME: _____	SUBMITTED BY: _____
LOCATION: _____	
ARCHITECT: _____	
ENGINEER: _____	
CONTRACTOR: _____	



LC-816 / Linear C Grille

Spec Sheet



MODEL: LC-816

- Duct Size Dimensions: 14.00" x 6.00"
- Outside Dimensions: 16.00" x 8.00"
- Design Dimensions: 13.63" x 5.62"
- Made in USA

OPTIONS:

- **Material:** Aluminum Steel
- **Thickness:** 1/8" 3/16"
- **Finish:** Black Champagne Bronze Grey
 Oil-Rubbed Bronze Satin Nickel Silver
 Sun Gold White
- With Holes (as shown)
 No Holes (cross out holes on drawing)
- Underside Lip No Underside Lip
- With Louver Without Louver

NOTES:

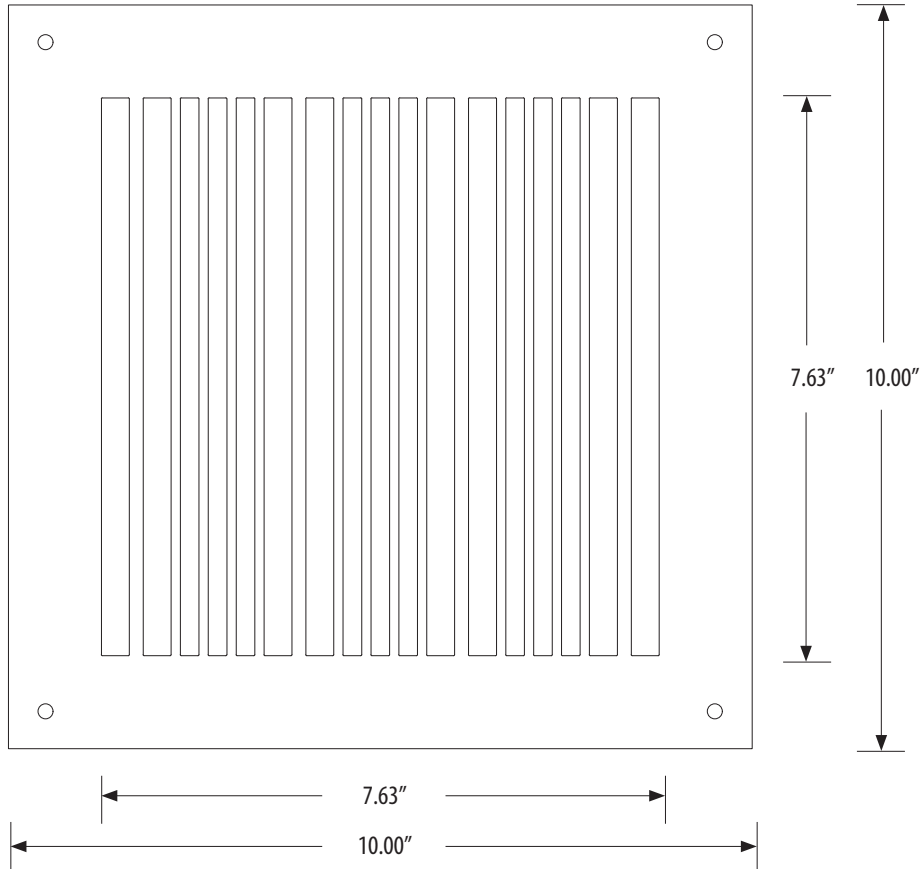
- Pattern scale subject to change with size of grille
- Wall and Ceiling Installation: requires Holes/screws
- Floor Installation:
 - Requires Underside Lip when you choose No Holes
 - Thickness 1/8" not recommended
- Aluminum available in 3/16" only

JOB NAME: _____	SUBMITTED BY: _____
LOCATION: _____	
ARCHITECT: _____	
ENGINEER: _____	
CONTRACTOR: _____	



LC-1010 / Linear C Grille

Spec Sheet



MODEL: LC-1010

- Duct Size Dimensions: 8.00" x 8.00"
- Outside Dimensions: 10.00" x 10.00"
- Design Dimensions: 7.63" x 7.63"
- Made in USA

OPTIONS:

- **Material:** Aluminum Steel
- **Thickness:** 1/8" 3/16"
- **Finish:** Black Champagne Bronze Grey
 Oil-Rubbed Bronze Satin Nickel Silver
 Sun Gold White
- With Holes (as shown)
 No Holes (cross out holes on drawing)
- Underside Lip No Underside Lip
- With Louver Without Louver

NOTES:

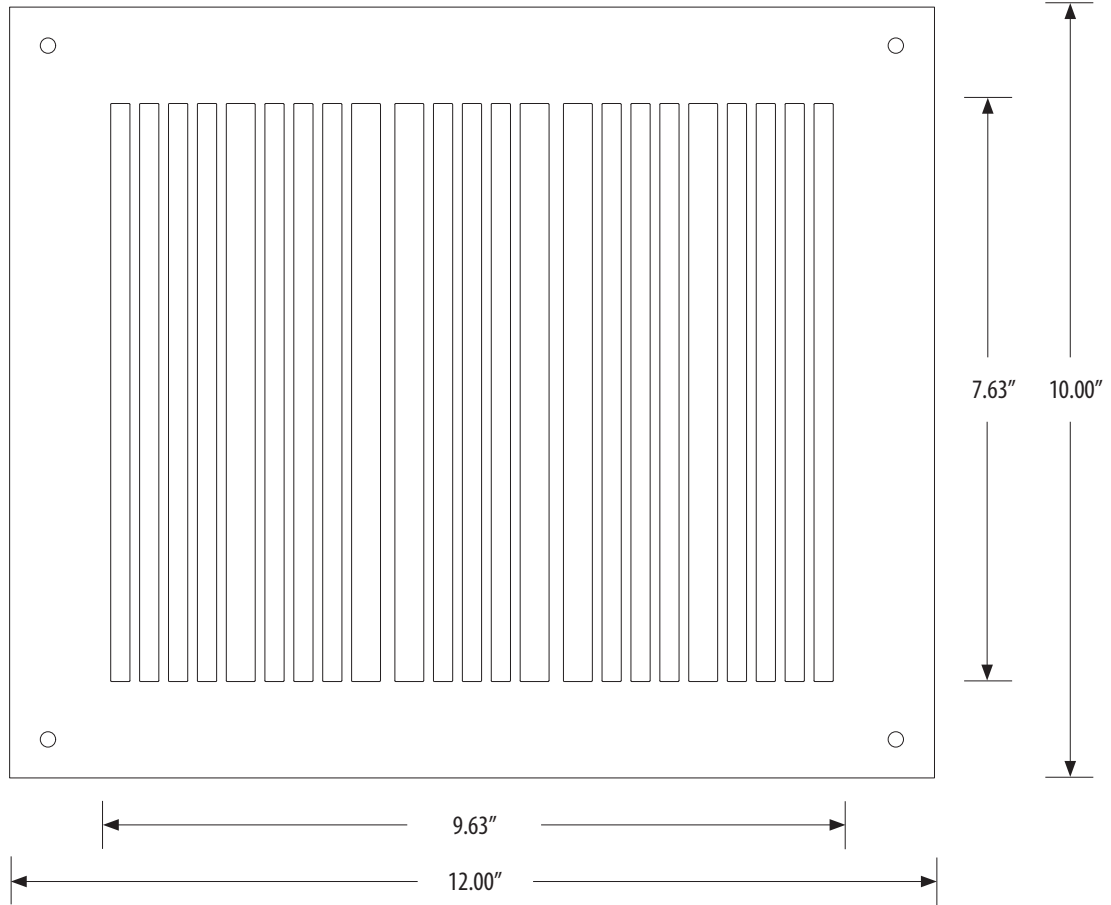
- Pattern scale subject to change with size of grille
- Wall and Ceiling Installation: requires Holes/screws
- Floor Installation:
 - Requires Underside Lip when you choose No Holes
 - Thickness 1/8" not recommended
- Aluminum available in 3/16" only

JOB NAME: _____	SUBMITTED BY: _____
LOCATION: _____	
ARCHITECT: _____	
ENGINEER: _____	
CONTRACTOR: _____	



LC-1012 / Linear C Grille

Spec Sheet



MODEL: LC-1012

- Duct Size Dimensions: 10.00" x 8.00"
- Outside Dimensions: 12.00" x 10.00"
- Design Dimensions: 9.63" x 7.63"
- Made in USA

OPTIONS:

- **Material:** Aluminum Steel
- **Thickness:** 1/8" 3/16"
- **Finish:** Black Champagne Bronze Grey
 Oil-Rubbed Bronze Satin Nickel Silver
 Sun Gold White
- With Holes (as shown)
 No Holes (cross out holes on drawing)
- Underside Lip No Underside Lip
- With Louver Without Louver

NOTES:


- Pattern scale subject to change with size of grille
- Wall and Ceiling Installation: requires Holes/screws
- Floor Installation:
 - Requires Underside Lip when you choose No Holes
 - Thickness 3/16" not recommended
- Aluminum available in 3/16" only

JOB NAME: _____	SUBMITTED BY: _____
LOCATION: _____	
ARCHITECT: _____	
ENGINEER: _____	
CONTRACTOR: _____	



LC-1014 / Linear C Grille

Spec Sheet



MODEL: LC-1014

- Duct Size Dimensions: 12.00" x 8.00"
- Outside Dimensions: 14.00" x 10.00"
- Design Dimensions: 11.63" x 7.63"
- Made in USA

OPTIONS:

- **Material:** Aluminum Steel
- **Thickness:** 1/8" 3/16"
- **Finish:** Black Champagne Bronze Grey
 Oil-Rubbed Bronze Satin Nickel Silver
 Sun Gold White
- With Holes (as shown)
 No Holes (cross out holes on drawing)
- Underside Lip No Underside Lip
- With Louver Without Louver

NOTES:


- Pattern scale subject to change with size of grille
- Wall and Ceiling Installation: requires Holes/screws
- Floor Installation:
 - Requires Underside Lip when you choose No Holes
 - Thickness 1/8" not recommended
- Aluminum available in 3/16" only

JOB NAME: _____	SUBMITTED BY: _____
LOCATION: _____	
ARCHITECT: _____	
ENGINEER: _____	
CONTRACTOR: _____	



LC-1016 / Linear C Grille

Spec Sheet



MODEL: LC-1016

- Duct Size Dimensions: 14.00" x 8.00"
- Outside Dimensions: 16.00" x 10.00"
- Design Dimensions: 13.63" x 7.63"
- Made in USA

OPTIONS:

- **Material:** Aluminum Steel
- **Thickness:** 1/8" 3/16"
- **Finish:** Black Champagne Bronze Grey
 Oil-Rubbed Bronze Satin Nickel Silver
 Sun Gold White
- With Holes (as shown)
 No Holes (cross out holes on drawing)
- Underside Lip No Underside Lip
- With Louver Without Louver

NOTES:

- Pattern scale subject to change with size of grille
- Wall and Ceiling Installation: requires Holes/screws
- Floor Installation:
 - Requires Underside Lip when you choose No Holes
 - Thickness 1/8" not recommended
- Aluminum available in 3/16" only

JOB NAME: _____	SUBMITTED BY: _____
LOCATION: _____	
ARCHITECT: _____	
ENGINEER: _____	
CONTRACTOR: _____	