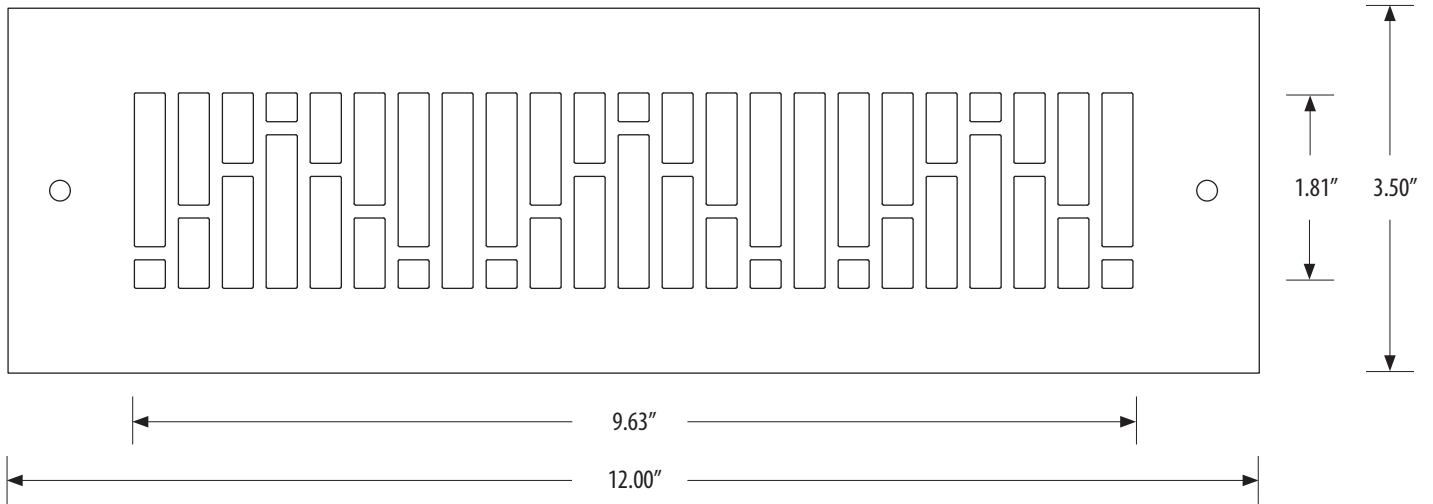




LA-412 / Linear A Grille

Spec Sheet



MODEL: LA-412

- Duct Size Dimensions: 10.00" x 2.25"
- Outside Dimensions: 12.00" x 3.50"
- Design Dimensions: 9.63" x 1.81"
- Made in USA

OPTIONS:

- **Material:** Aluminum Steel
- **Thickness:** 1/8" 3/16"
- **Finish:** Black Champagne Bronze Grey
 Oil-Rubbed Bronze Satin Nickel Silver
 Sun Gold White
- With Holes (as shown)
 No Holes (cross out holes on drawing)
- Underside Lip No Underside Lip
- With Louver Without Louver

NOTES:

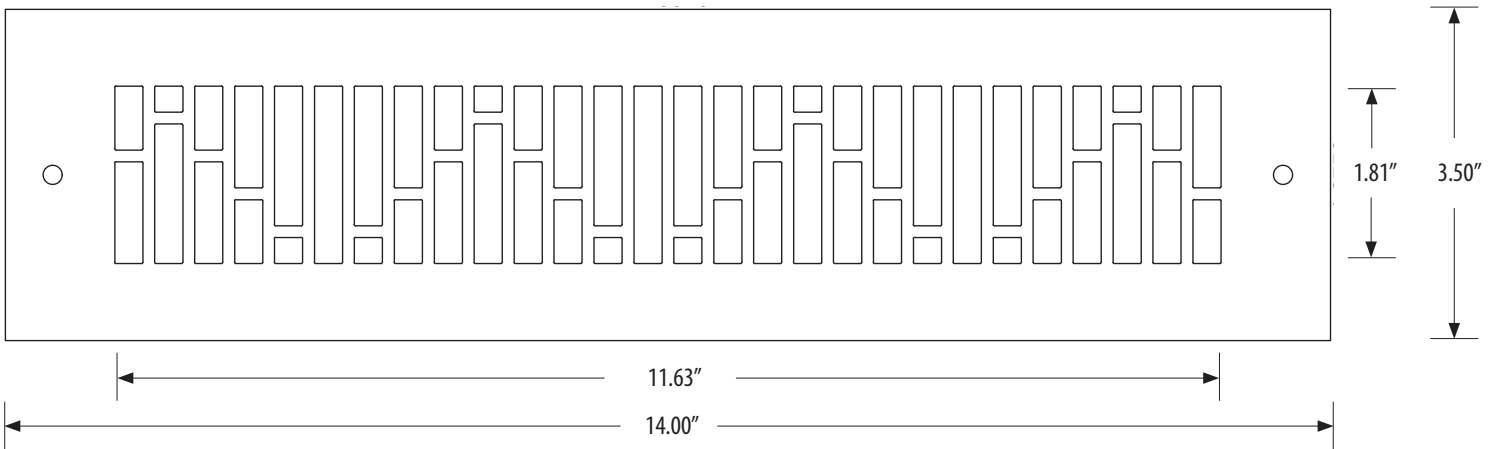
- Pattern scale subject to change with size of grille
- Wall and Ceiling Installation: requires Holes/screws
- Floor Installation:
 - Requires Underside Lip when you choose No Holes
 - Thickness 1/8" not recommended
- Aluminum available in 3/16" only

JOB NAME: _____	SUBMITTED BY: _____
LOCATION: _____	
ARCHITECT: _____	
ENGINEER: _____	
CONTRACTOR: _____	



LA-414 / Linear A Grille

Spec Sheet



MODEL: LA-414

- Duct Size Dimensions: 12.00" x 2.25"
- Outside Dimensions: 14.00" x 3.50"
- Design Dimensions: 11.63" x 1.81"
- Made in USA

OPTIONS:

- **Material:** Aluminum Steel
- **Thickness:** 1/8" 3/16"
- **Finish:** Black Champagne Bronze Grey
 Oil-Rubbed Bronze Satin Nickel Silver
 Sun Gold White
- With Holes (as shown)
 No Holes (cross out holes on drawing)
- Underside Lip No Underside Lip
- With Louver Without Louver

NOTES:

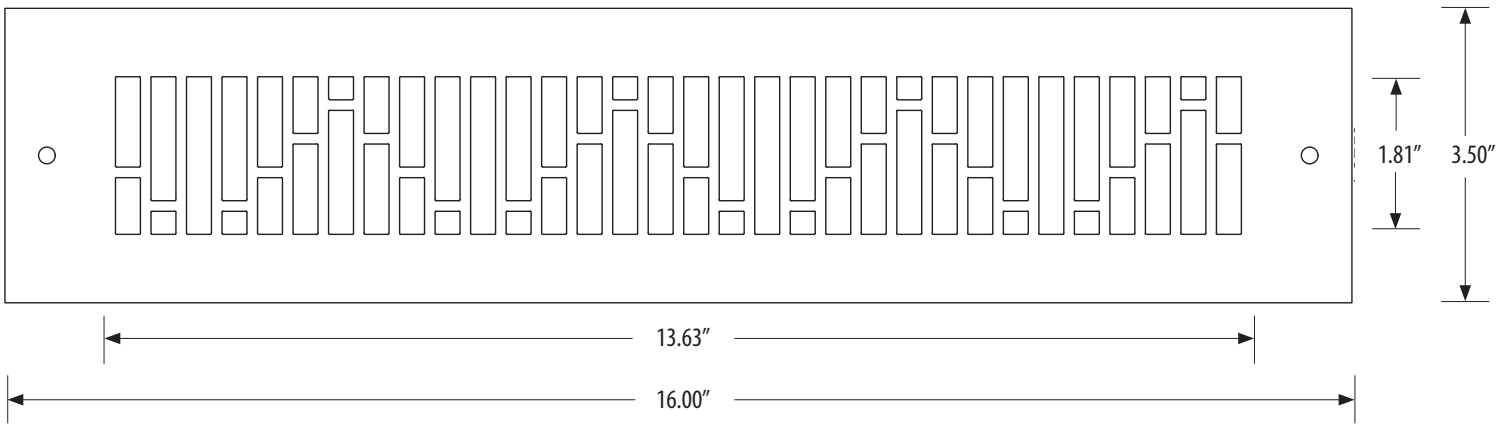
- Pattern scale subject to change with size of grille
- Wall and Ceiling Installation: requires Holes/screws
- Floor Installation:
 - Requires Underside Lip when you choose No Holes
 - Thickness 3/16" not recommended
- Aluminum available in 3/16" only

JOB NAME: _____	SUBMITTED BY: _____
LOCATION: _____	
ARCHITECT: _____	
ENGINEER: _____	
CONTRACTOR: _____	



LA-416 / Linear A Grille

Spec Sheet



MODEL: LA-416

- Duct Size Dimensions: 14.00" x 2.25"
- Outside Dimensions: 16.00" x 3.50"
- Design Dimensions: 13.63" x 1.81"
- Made in USA

OPTIONS:

- **Material:** Aluminum Steel
- **Thickness:** 1/8" 3/16"
- **Finish:** Black Champagne Bronze Grey
 Oil-Rubbed Bronze Satin Nickel Silver
 Sun Gold White
- With Holes (as shown)
 No Holes (cross out holes on drawing)
- Underside Lip No Underside Lip
- With Louver Without Louver

NOTES:

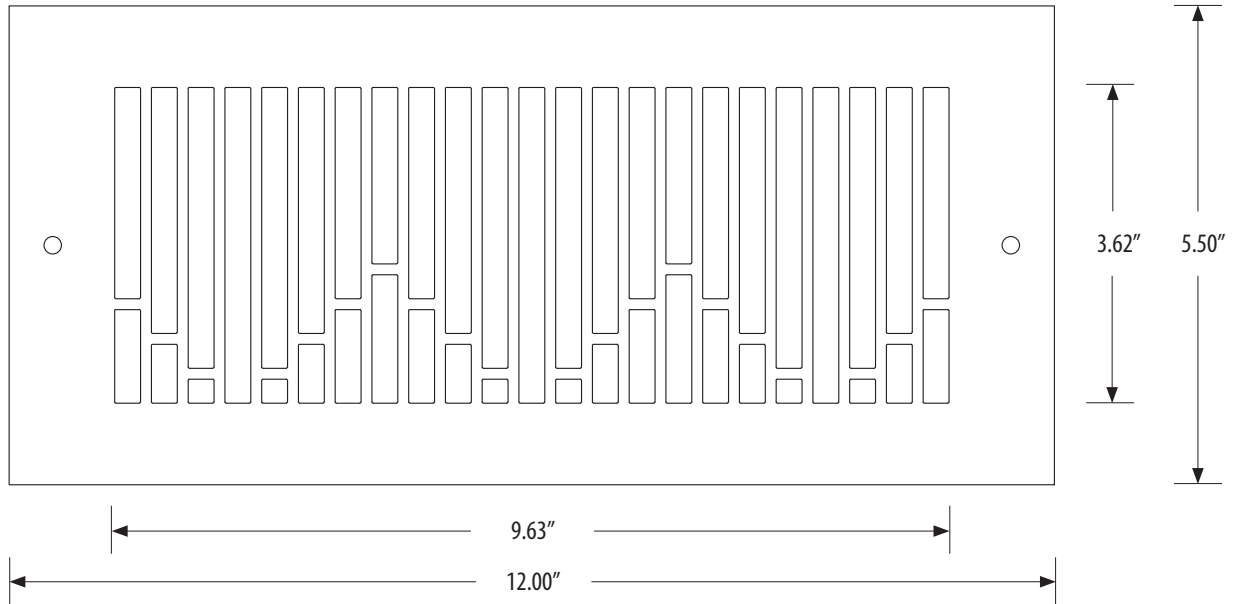
- Pattern scale subject to change with size of grille
- Wall and Ceiling Installation: requires Holes/screws
- Floor Installation:
 - Requires Underside Lip when you choose No Holes
 - Thickness 3/16" not recommended
- Aluminum available in 3/16" only

JOB NAME: _____	SUBMITTED BY: _____
LOCATION: _____	
ARCHITECT: _____	
ENGINEER: _____	
CONTRACTOR: _____	



LA-612 / Linear A Grille

Spec Sheet



MODEL: LA-612

- Duct Size Dimensions: 10.00" x 4.00"
- Outside Dimensions: 12.00" x 5.50"
- Design Dimensions: 9.63" x 3.62"
- Made in USA

OPTIONS:

- **Material:** Aluminum Steel
- **Thickness:** 1/8" 3/16"
- **Finish:** Black Champagne Bronze Grey
 Oil-Rubbed Bronze Satin Nickel Silver
 Sun Gold White
- With Holes (as shown)
 No Holes (cross out holes on drawing)
- Underside Lip No Underside Lip
- With Louver Without Louver

NOTES:

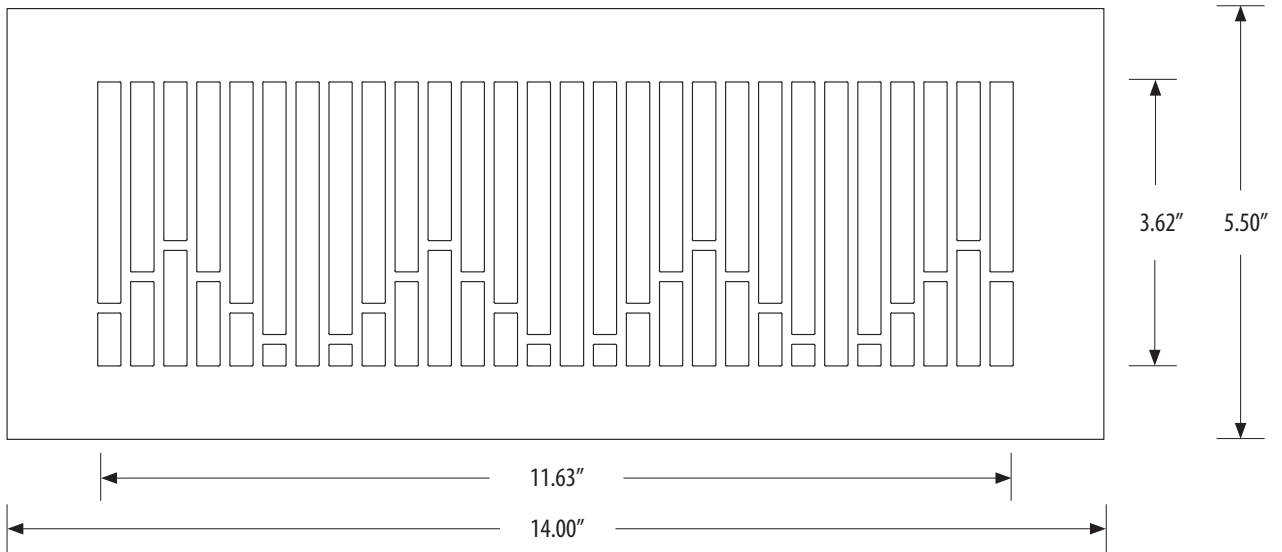
- Pattern scale subject to change with size of grille
- Wall and Ceiling Installation: requires Holes/screws
- Floor Installation:
 - Requires Underside Lip when you choose No Holes
 - Thickness 1/8" not recommended
- Aluminum available in 3/16" only

JOB NAME: _____	SUBMITTED BY: _____
LOCATION: _____	
ARCHITECT: _____	
ENGINEER: _____	
CONTRACTOR: _____	



LA-614 / Linear A Grille

Spec Sheet



MODEL: LA-614

- Duct Size Dimensions: 12.00" x 4.00"
- Outside Dimensions: 14.00" x 5.50"
- Design Dimensions: 11.63" x 3.62"
- Made in USA

OPTIONS:

- **Material:** Aluminum Steel
- **Thickness:** 1/8" 3/16"
- **Finish:** Black Champagne Bronze Grey
 Oil-Rubbed Bronze Satin Nickel Silver
 Sun Gold White
- With Holes (as shown)
 No Holes (cross out holes on drawing)
- Underside Lip No Underside Lip
- With Louver Without Louver

NOTES:

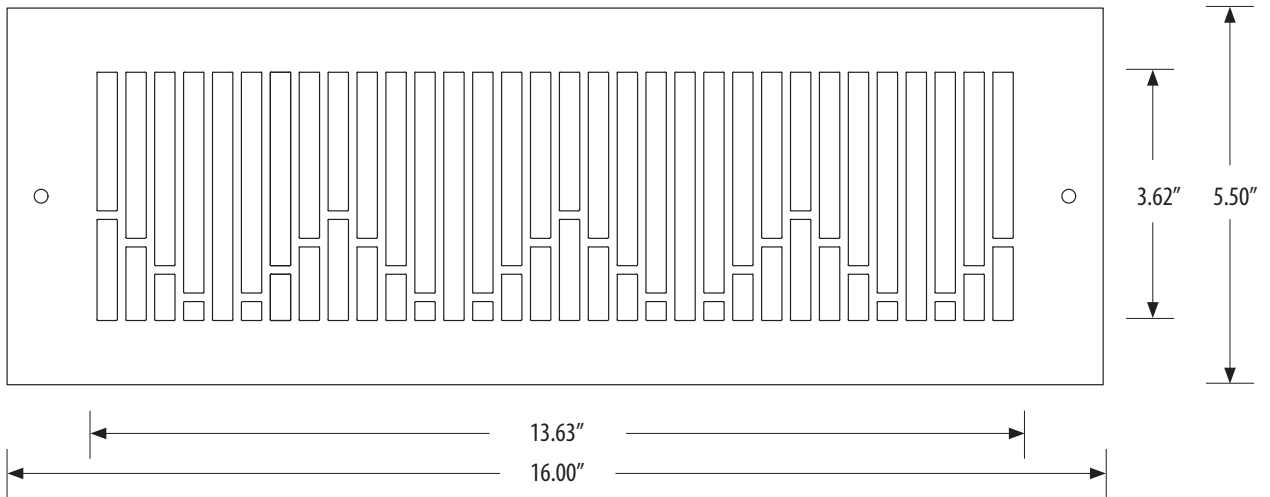
- Pattern scale subject to change with size of grille
- Wall and Ceiling Installation: requires Holes/screws
- Floor Installation:
 - Requires Underside Lip when you choose No Holes
 - Thickness 1/8" not recommended
- Aluminum available in 3/16" only

JOB NAME: _____	SUBMITTED BY: _____
LOCATION: _____	
ARCHITECT: _____	
ENGINEER: _____	
CONTRACTOR: _____	



LA-616 / Linear A Grille

Spec Sheet



MODEL: LA-616

- Duct Size Dimensions: 14.00" x 4.00"
- Outside Dimensions: 16.00" x 5.50"
- Design Dimensions: 13.63" x 3.62"
- Made in USA

OPTIONS:

- **Material:** Aluminum Steel
- **Thickness:** 1/8" 3/16"
- **Finish:** Black Champagne Bronze Grey
 Oil-Rubbed Bronze Satin Nickel Silver
 Sun Gold White
- With Holes (as shown)
 No Holes (cross out holes on drawing)
- Underside Lip No Underside Lip
- With Louver Without Louver

NOTES:

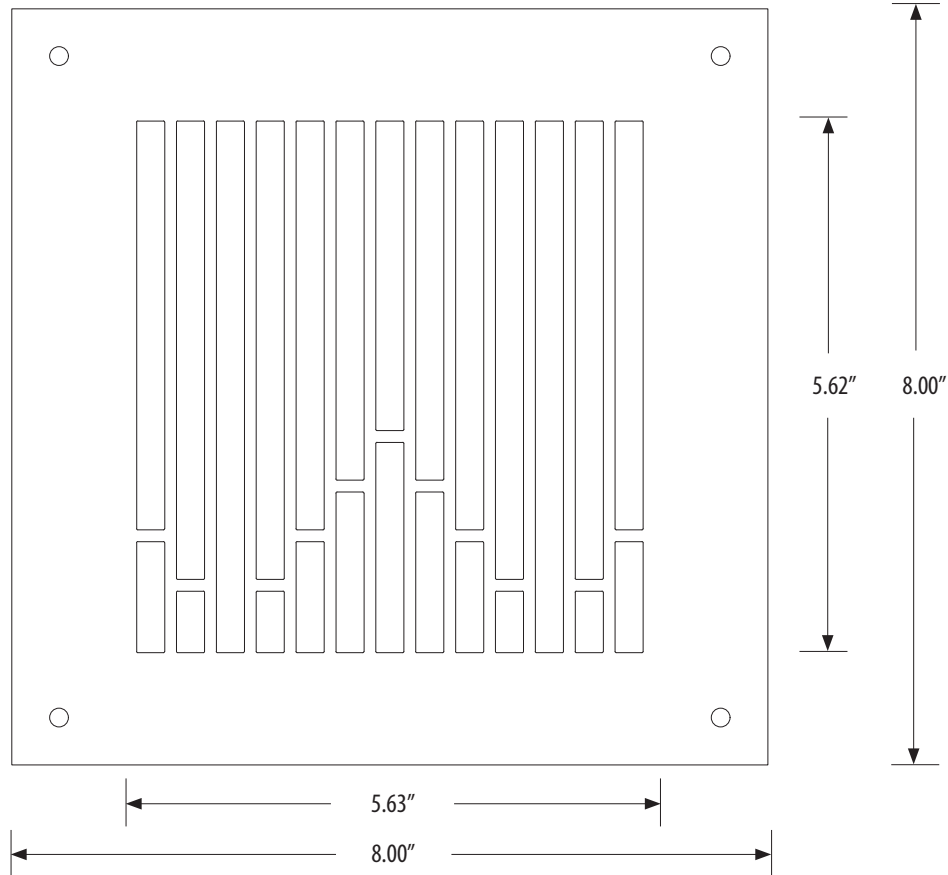
- Pattern scale subject to change with size of grille
- Wall and Ceiling Installation: requires Holes/screws
- Floor Installation:
 - Requires Underside Lip when you choose No Holes
 - Thickness 3/16" not recommended
- Aluminum available in 3/16" only

JOB NAME: _____	SUBMITTED BY: _____
LOCATION: _____	
ARCHITECT: _____	
ENGINEER: _____	
CONTRACTOR: _____	



LA-808 / Linear A Grille

Spec Sheet



MODEL: LA-808

- Duct Size Dimensions: 6.00" x 6.00"
- Outside Dimensions: 8.00" x 8.00"
- Design Dimensions: 5.63" x 5.62"
- Made in USA

OPTIONS:

- **Material:** Aluminum Steel
- **Thickness:** 1/8" 3/16"
- **Finish:** Black Champagne Bronze Grey
 Oil-Rubbed Bronze Satin Nickel Silver
 Sun Gold White
- With Holes (as shown)
 No Holes (cross out holes on drawing)
- Underside Lip No Underside Lip
- With Louver Without Louver

NOTES:

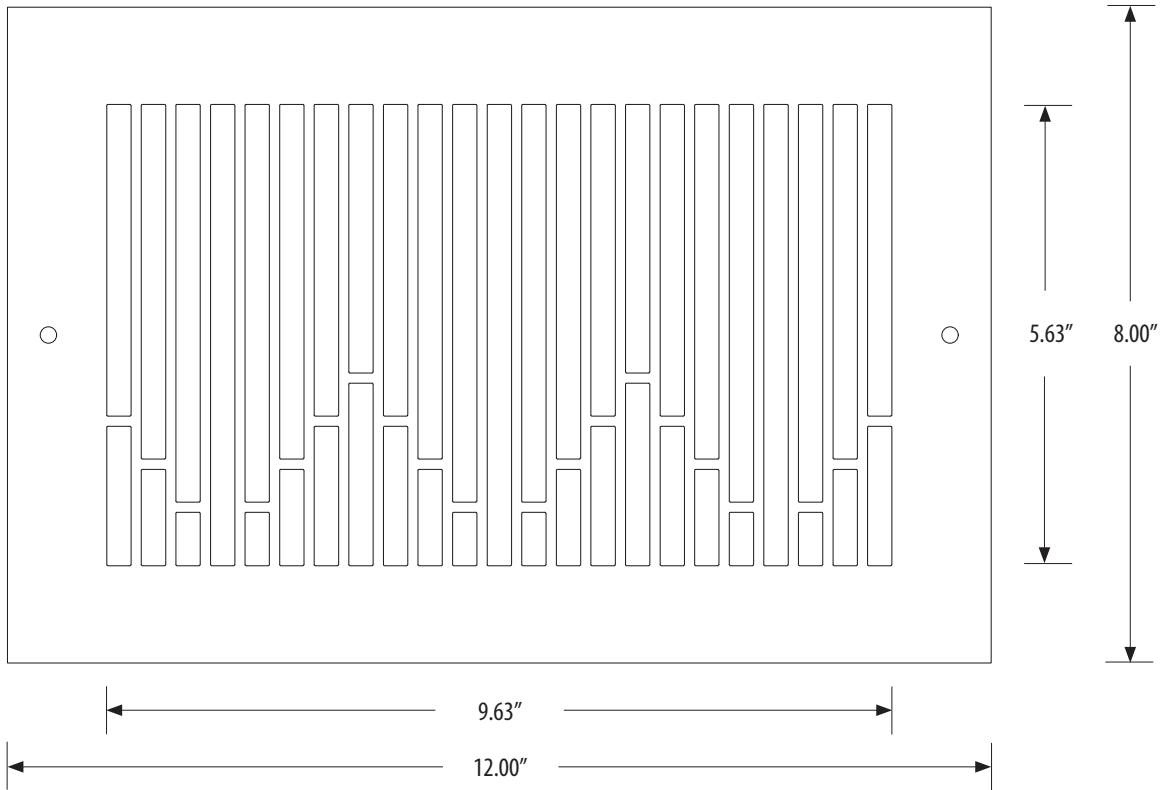
- Pattern scale subject to change with size of grille
- Wall and Ceiling Installation: requires Holes/screws
- Floor Installation:
 - Requires Underside Lip when you choose No Holes
 - Thickness 3/16" not recommended
- Aluminum available in 3/16" only

JOB NAME: _____	SUBMITTED BY: _____
LOCATION: _____	
ARCHITECT: _____	
ENGINEER: _____	
CONTRACTOR: _____	



LA-812 / Linear A Grille

Spec Sheet



MODEL: LA-812

- Duct Size Dimensions: 10.00" x 6.00"
- Outside Dimensions: 12.00" x 8.00"
- Design Dimensions: 9.63" x 5.63"
- Made in USA

OPTIONS:

- **Material:** Aluminum Steel
- **Thickness:** 1/8" 3/16"
- **Finish:** Black Champagne Bronze Grey
 Oil-Rubbed Bronze Satin Nickel Silver
 Sun Gold White
- With Holes (as shown)
 No Holes (cross out holes on drawing)
- Underside Lip No Underside Lip
- With Louver Without Louver

NOTES:

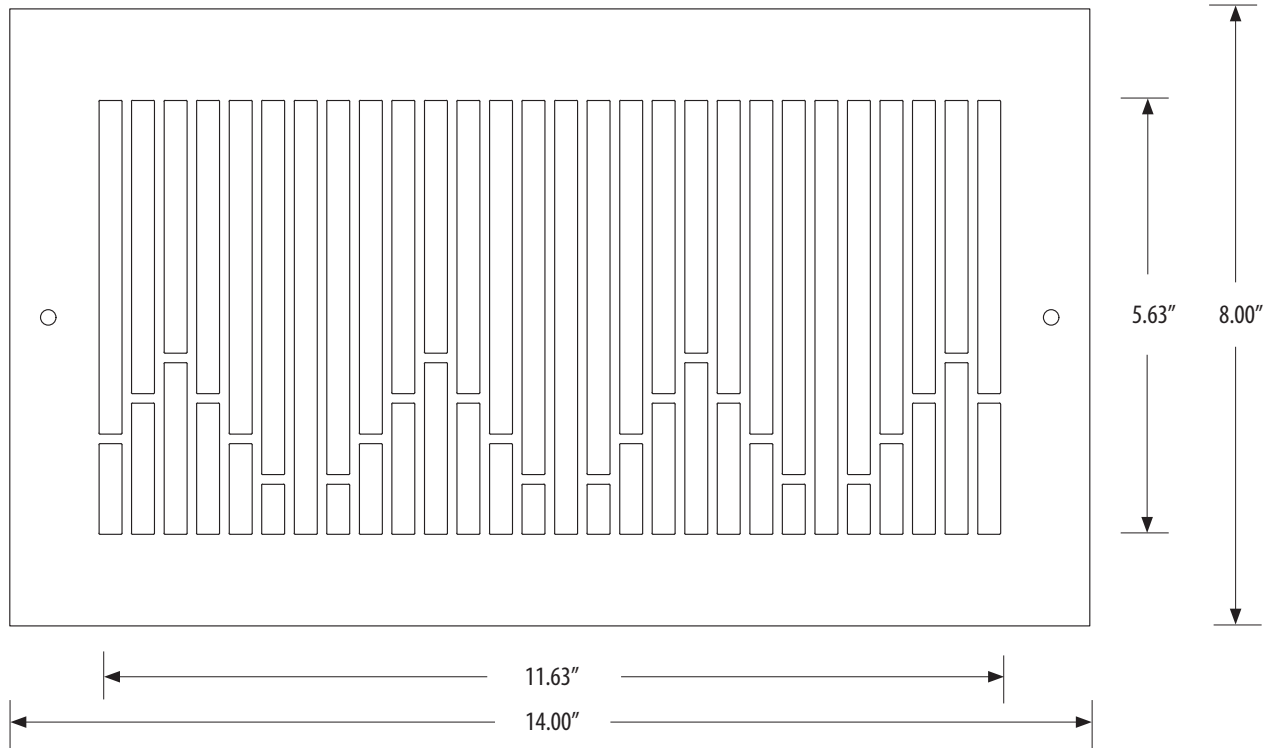
- Pattern scale subject to change with size of grille
- Wall and Ceiling Installation: requires Holes/screws
- Floor Installation:
 - Requires Underside Lip when you choose No Holes
 - Thickness 1/8" not recommended
- Aluminum available in 3/16" only

JOB NAME: _____	SUBMITTED BY: _____
LOCATION: _____	
ARCHITECT: _____	
ENGINEER: _____	
CONTRACTOR: _____	



LA-814 / Linear A Grille

Spec Sheet



MODEL: LA-814

- Duct Size Dimensions: 12.00" x 6.00"
- Outside Dimensions: 14.00" x 8.00"
- Design Dimensions: 11.63" x 5.63"
- Made in USA

OPTIONS:

- **Material:** Aluminum Steel
- **Thickness:** 1/8" 3/16"
- **Finish:** Black Champagne Bronze Grey
 Oil-Rubbed Bronze Satin Nickel Silver
 Sun Gold White
- With Holes (as shown)
 No Holes (cross out holes on drawing)
- Underside Lip No Underside Lip
- With Louver Without Louver

NOTES:

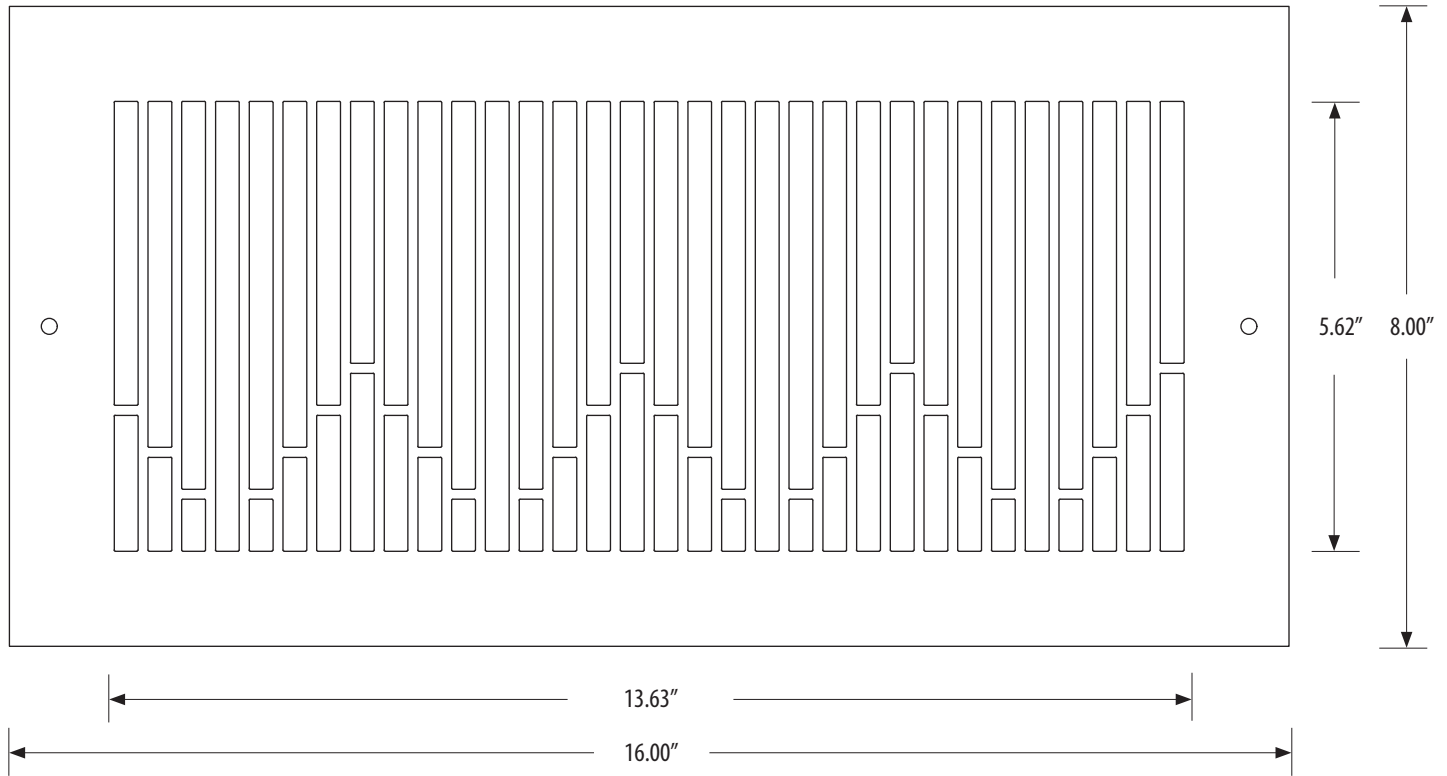
- Pattern scale subject to change with size of grille
- Wall and Ceiling Installation: requires Holes/screws
- Floor Installation:
 - Requires Underside Lip when you choose No Holes
 - Thickness 1/8" not recommended
- Aluminum available in 3/16" only

JOB NAME: _____	SUBMITTED BY: _____
LOCATION: _____	
ARCHITECT: _____	
ENGINEER: _____	
CONTRACTOR: _____	



LA-816 / Linear A Grille

Spec Sheet



MODEL: LA-816

- Duct Size Dimensions: 14.00" x 6.00"
- Outside Dimensions: 16.00" x 8.00"
- Design Dimensions: 13.63" x 5.62"
- Made in USA

OPTIONS:

- **Material:** Aluminum Steel
- **Thickness:** 1/8" 3/16"
- **Finish:** Black Champagne Bronze Grey
 Oil-Rubbed Bronze Satin Nickel Silver
 Sun Gold White
- With Holes (as shown)
 No Holes (cross out holes on drawing)
- Underside Lip No Underside Lip
- With Louver Without Louver

NOTES:

- Pattern scale subject to change with size of grille
- Wall and Ceiling Installation: requires Holes/screws
- Floor Installation:
 - Requires Underside Lip when you choose No Holes
 - Thickness 1/8" not recommended
- Aluminum available in 3/16" only

JOB NAME: _____	SUBMITTED BY: _____
LOCATION: _____	
ARCHITECT: _____	
ENGINEER: _____	
CONTRACTOR: _____	