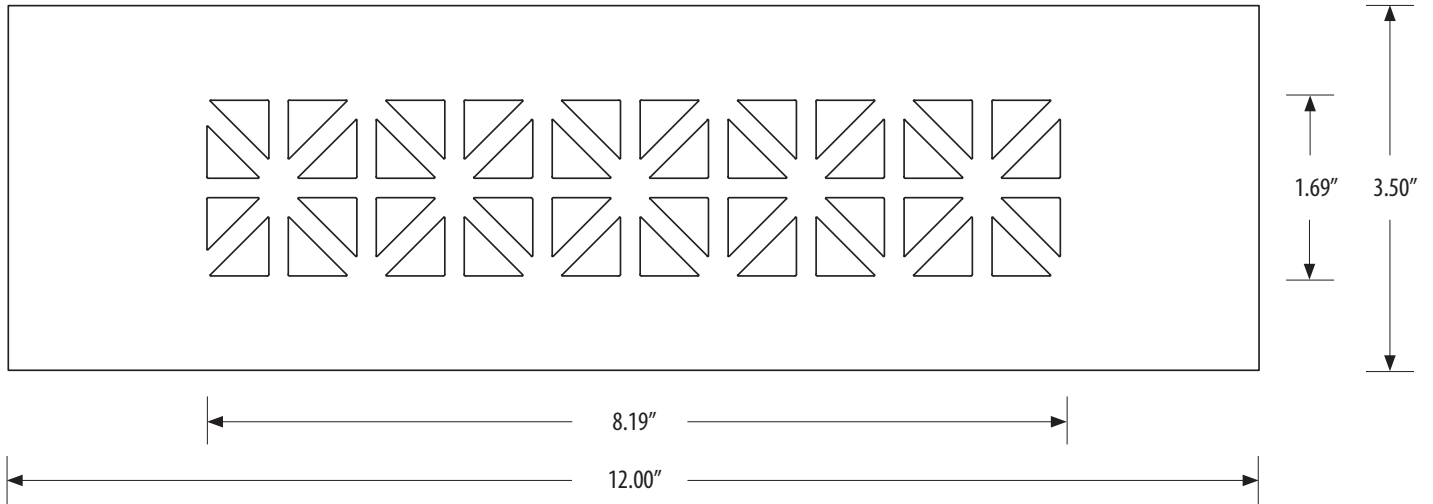




AS-412 / Asher Grille

Spec Sheet



MODEL: AS-412

- Duct Size Dimensions: 10.00" x 2.25"
- Outside Dimensions: 12.00" x 3.50"
- Design Dimensions: 8.19" x 1.69"
- Free Air: 82%
- Made in USA

OPTIONS:

- **Material:** Aluminum Steel
- **Thickness:** 1/8" 3/16"
- **Finish:** Black Champagne Bronze Grey
 Oil-Rubbed Bronze Satin Nickel Silver
 Sun Gold White
- With Holes (as shown)
 No Holes (cross out holes on drawing)
- Underside Lip No Underside Lip
- With Louver Without Louver

NOTES:

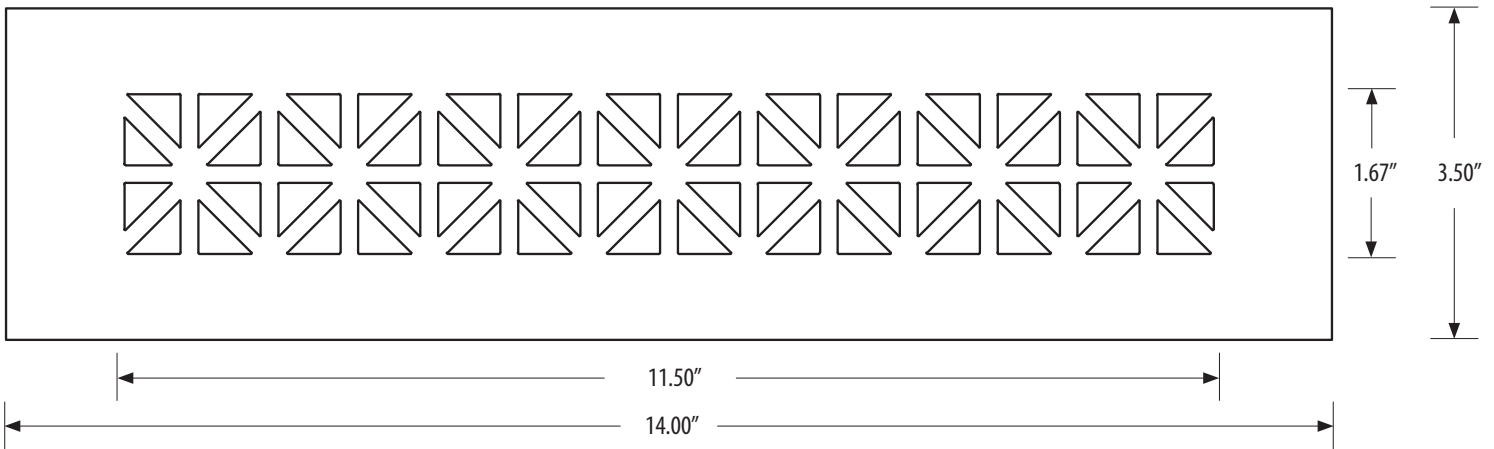
- Pattern scale subject to change with size of grille
- Wall and Ceiling Installation: requires Holes/screws
- Floor Installation:
 - Requires Underside Lip when you choose No Holes
 - Thickness 1/8" not recommended
- Aluminum available in 3/16" only

JOB NAME: _____	SUBMITTED BY: _____
LOCATION: _____	
ARCHITECT: _____	
ENGINEER: _____	
CONTRACTOR: _____	



AS-414 / Asher Grille

Spec Sheet



MODEL: AS-414

- Duct Size Dimensions: 12.00" x 2.25"
- Outside Dimensions: 14.00" x 3.50"
- Design Dimensions: 11.50" x 1.67"
- Free Air: 82%
- Made in USA

OPTIONS:

- **Material:** Aluminum Steel
- **Thickness:** 1/8" 3/16"
- **Finish:** Black Champagne Bronze Grey
 Oil-Rubbed Bronze Satin Nickel Silver
 Sun Gold White
- With Holes (as shown)
 No Holes (cross out holes on drawing)
- Underside Lip No Underside Lip
- With Louver Without Louver

NOTES:

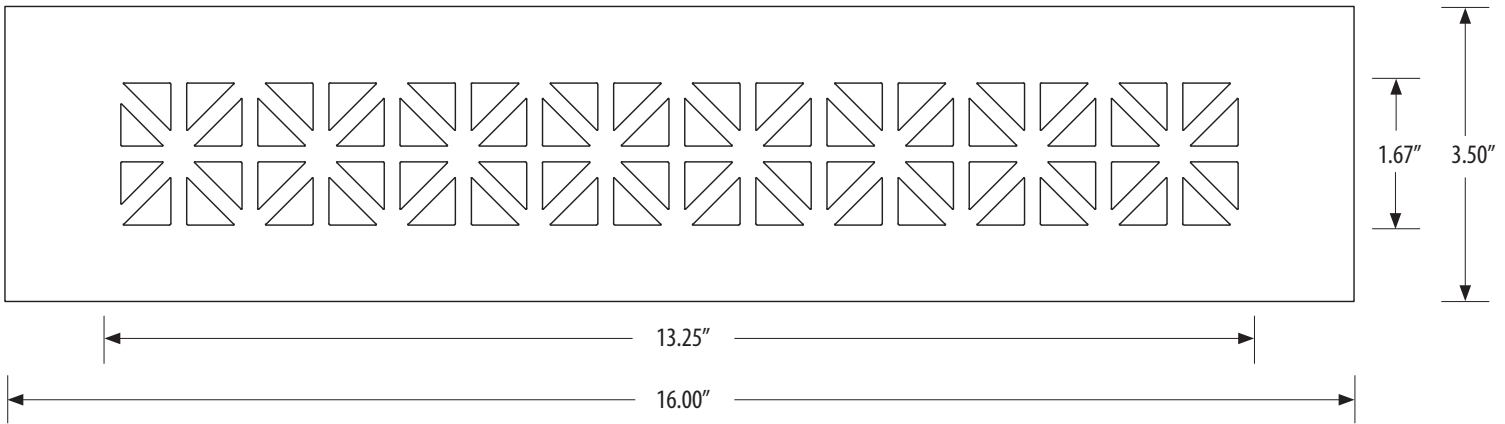
- Pattern scale subject to change with size of grille
- Wall and Ceiling Installation: requires Holes/screws
- Floor Installation:
 - Requires Underside Lip when you choose No Holes
 - Thickness 1/8" not recommended
- Aluminum available in 3/16" only

JOB NAME: _____	SUBMITTED BY: _____
LOCATION: _____	
ARCHITECT: _____	
ENGINEER: _____	
CONTRACTOR: _____	



AS-416 / Asher Grille

Spec Sheet



MODEL: AS-416

- Duct Size Dimensions: 14.00" x 2.25"
- Outside Dimensions: 16.00" x 3.50"
- Design Dimensions: 13.25" x 1.67"
- Free Air: 82%
- Made in USA

OPTIONS:

- **Material:** Aluminum Steel
- **Thickness:** 1/8" 3/16"
- **Finish:** Black Champagne Bronze Grey
 Oil-Rubbed Bronze Satin Nickel Silver
 Sun Gold White
- With Holes (as shown)
 No Holes (cross out holes on drawing)
- Underside Lip No Underside Lip
- With Louver Without Louver

NOTES:

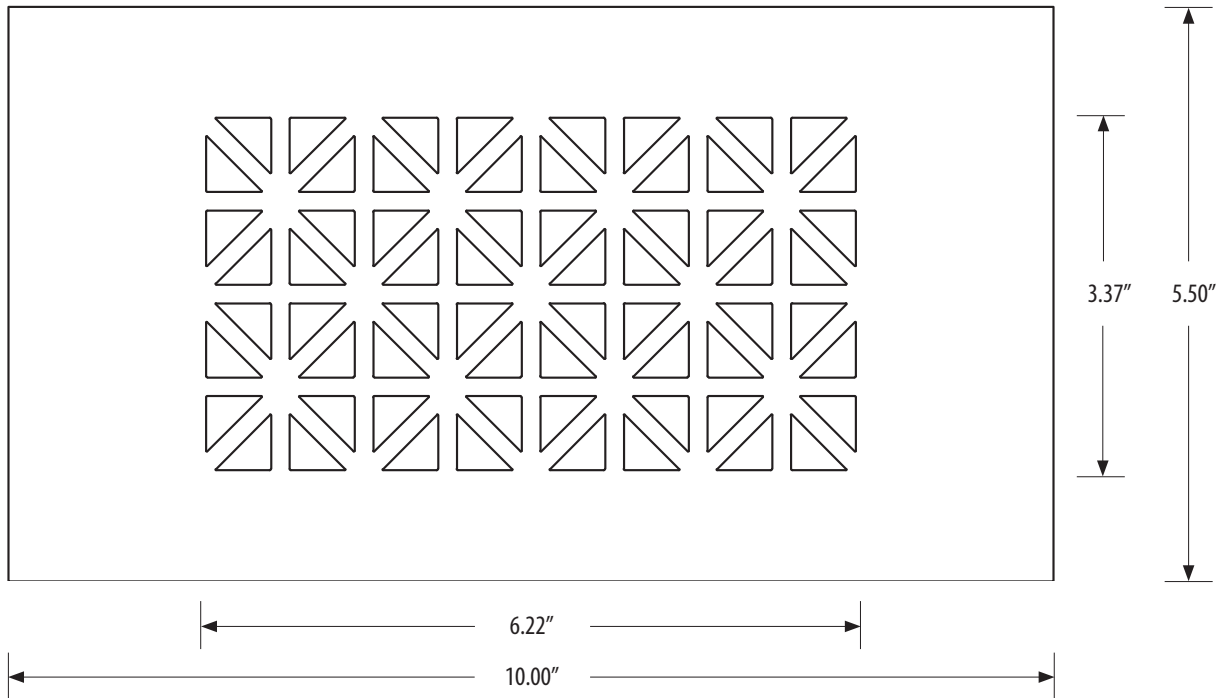
- Pattern scale subject to change with size of grille
- Wall and Ceiling Installation: requires Holes/screws
- Floor Installation:
 - Requires Underside Lip when you choose No Holes
 - Thickness 1/8" not recommended
- Aluminum available in 3/16" only

JOB NAME: _____	SUBMITTED BY: _____
LOCATION: _____	
ARCHITECT: _____	
ENGINEER: _____	
CONTRACTOR: _____	



AS-610 / Asher Grille

Spec Sheet



MODEL: AS-610

- Duct Size Dimensions: 8.00" x 4.00"
- Outside Dimensions: 10.00" x 5.50"
- Design Dimensions: 6.22" x 3.37"
- Free Air: 77%
- Made in USA

OPTIONS:

- **Material:** Aluminum Steel
- **Thickness:** 1/8" 3/16"
- **Finish:** Black Champagne Bronze Grey
 Oil-Rubbed Bronze Satin Nickel Silver
 Sun Gold White
- With Holes (as shown)
 No Holes (cross out holes on drawing)
- Underside Lip No Underside Lip
- With Louver Without Louver

NOTES:

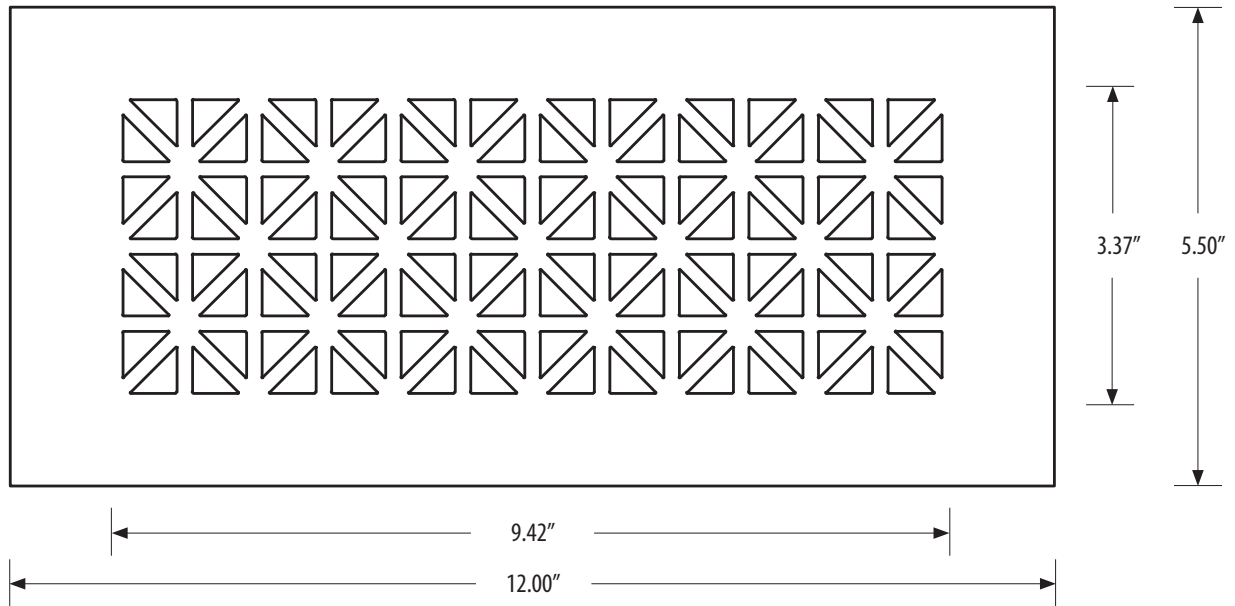
- Pattern scale subject to change with size of grille
- Wall and Ceiling Installation: requires Holes/screws
- Floor Installation:
 - Requires Underside Lip when you choose No Holes
 - Thickness 1/8" not recommended
- Aluminum available in 3/16" only

JOB NAME: _____	SUBMITTED BY: _____
LOCATION: _____	
ARCHITECT: _____	
ENGINEER: _____	
CONTRACTOR: _____	



AS-612 / Asher Grille

Spec Sheet



MODEL: AS-612

- Duct Size Dimensions: 10.00" x 4.00"
- Outside Dimensions: 12.00" x 5.50"
- Design Dimensions: 9.42" x 3.37"
- Free Air: 77%
- Made in USA

OPTIONS:

- **Material:** Aluminum Steel
- **Thickness:** 1/8" 3/16"
- **Finish:** Black Champagne Bronze Grey
 Oil-Rubbed Bronze Satin Nickel Silver
 Sun Gold White
- With Holes (as shown)
 No Holes (cross out holes on drawing)
- Underside Lip No Underside Lip
- With Louver Without Louver

NOTES:

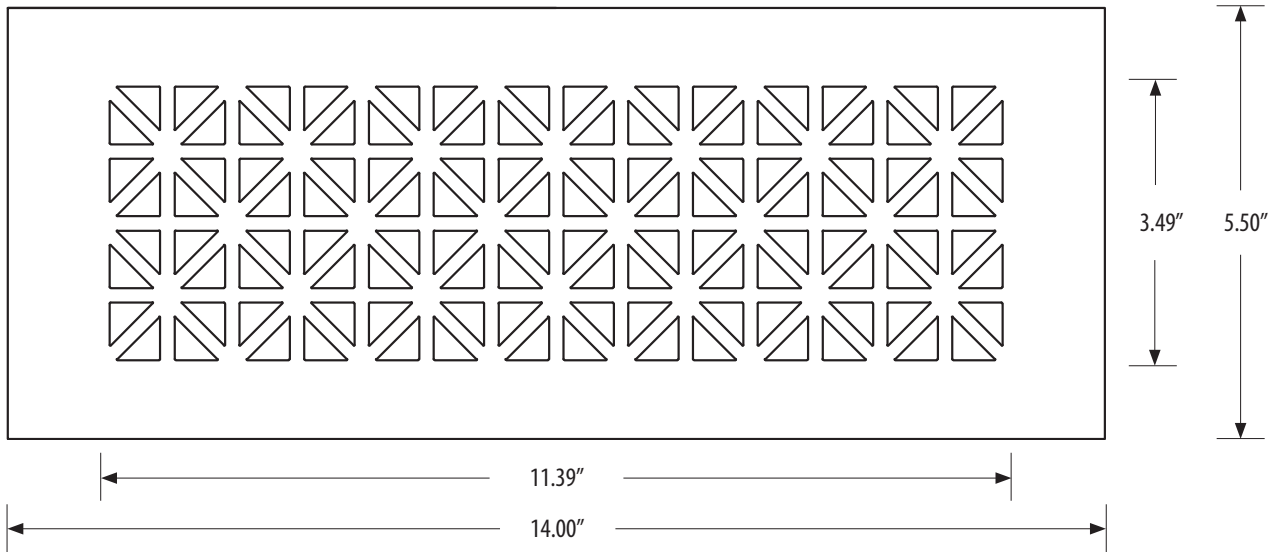
- Pattern scale subject to change with size of grille
- Wall and Ceiling Installation: requires Holes/screws
- Floor Installation:
 - Requires Underside Lip when you choose No Holes
 - Thickness 1/8" not recommended
- Aluminum available in 3/16" only

JOB NAME: _____	SUBMITTED BY: _____
LOCATION: _____	
ARCHITECT: _____	
ENGINEER: _____	
CONTRACTOR: _____	



AS-614 / Asher Grille

Spec Sheet



MODEL: AS-614

- Duct Size Dimensions: 12.00" x 4.00"
- Outside Dimensions: 14.00" x 5.50"
- Design Dimensions: 11.39" x 3.49"
- Free Air: 77%
- Made in USA

OPTIONS:

- **Material:** Aluminum Steel
- **Thickness:** 1/8" 3/16"
- **Finish:** Black Champagne Bronze Grey
 Oil-Rubbed Bronze Satin Nickel Silver
 Sun Gold White
- With Holes (as shown)
 No Holes (cross out holes on drawing)
- Underside Lip No Underside Lip
- With Louver Without Louver

NOTES:

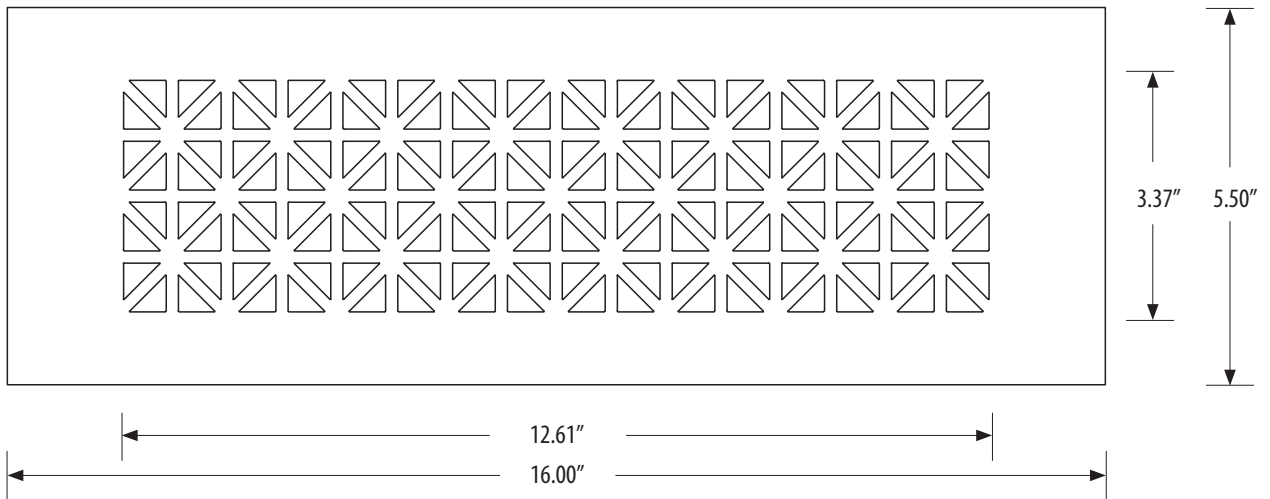
- Pattern scale subject to change with size of grille
- Wall and Ceiling Installation: requires Holes/screws
- Floor Installation:
 - Requires Underside Lip when you choose No Holes
 - Thickness 1/8" not recommended
- Aluminum available in 3/16" only

JOB NAME: _____	SUBMITTED BY: _____
LOCATION: _____	
ARCHITECT: _____	
ENGINEER: _____	
CONTRACTOR: _____	



AS-616 / Asher Grille

Spec Sheet



MODEL: AS-616

- Duct Size Dimensions: 14.00" x 4.00"
- Outside Dimensions: 16.00" x 5.50"
- Design Dimensions: 12.61" x 3.37"
- Free Air: 77%
- Made in USA

OPTIONS:

- **Material:** Aluminum Steel
- **Thickness:** 1/8" 3/16"
- **Finish:** Black Champagne Bronze Grey
 Oil-Rubbed Bronze Satin Nickel Silver
 Sun Gold White
- With Holes (as shown)
 No Holes (cross out holes on drawing)
- Underside Lip No Underside Lip
- With Louver Without Louver

NOTES:

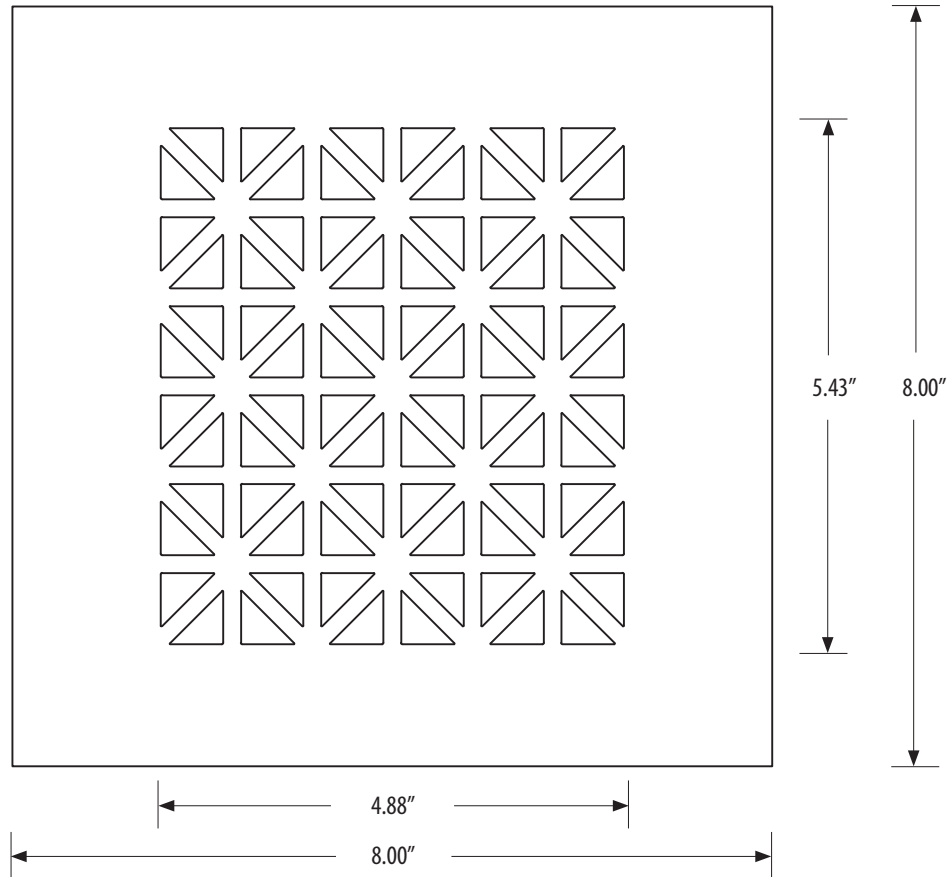
- Pattern scale subject to change with size of grille
- Wall and Ceiling Installation: requires Holes/screws
- Floor Installation:
 - Requires Underside Lip when you choose No Holes
 - Thickness 1/8" not recommended
- Aluminum available in 3/16" only

JOB NAME: _____	SUBMITTED BY: _____
LOCATION: _____	
ARCHITECT: _____	
ENGINEER: _____	
CONTRACTOR: _____	



AS-808 / Asher Grille

Spec Sheet



MODEL: AS-808

- Duct Size Dimensions: 6.00" x 6.00"
- Outside Dimensions: 8.00" x 8.00"
- Design Dimensions: 4.88" x 5.43"
- Free Air: 76%
- Made in USA

OPTIONS:

- **Material:** Aluminum Steel
- **Thickness:** 1/8" 3/16"
- **Finish:** Black Champagne Bronze Grey
 Oil-Rubbed Bronze Satin Nickel Silver
 Sun Gold White
- With Holes (as shown)
 No Holes (cross out holes on drawing)
- Underside Lip No Underside Lip
- With Louver Without Louver

NOTES:

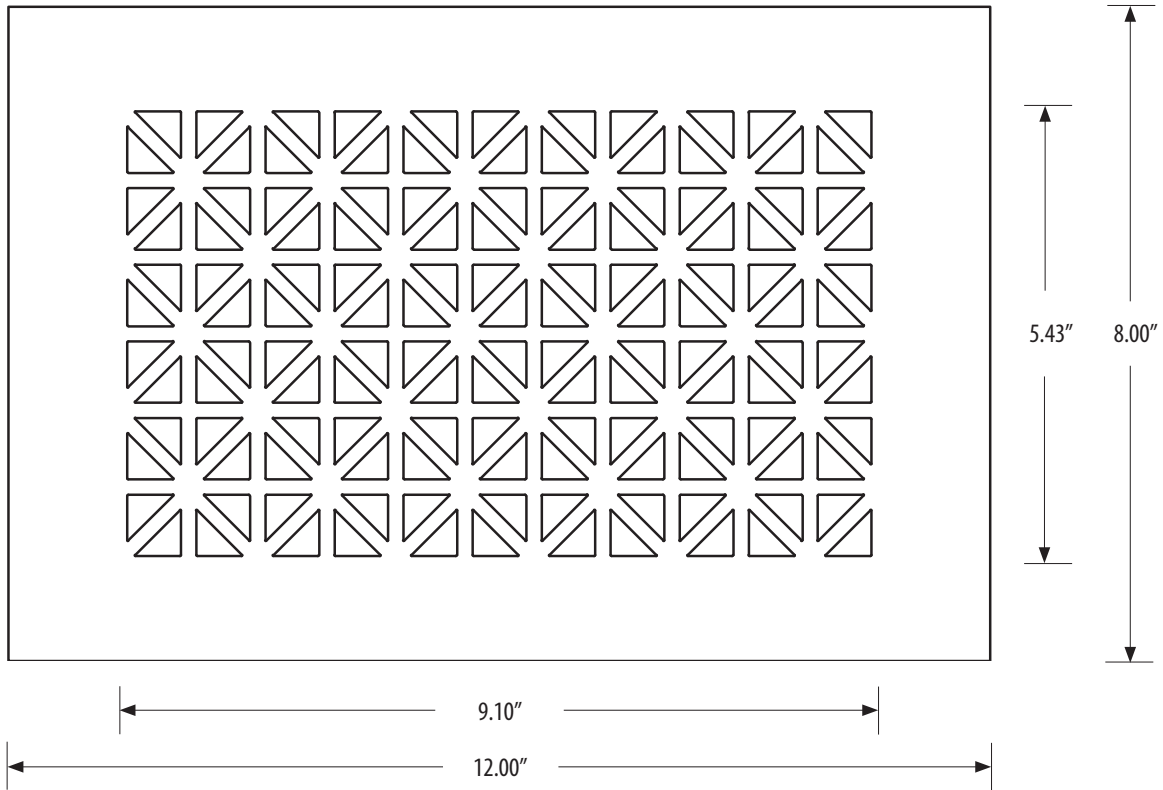
- Pattern scale subject to change with size of grille
- Wall and Ceiling Installation: requires Holes/screws
- Floor Installation:
 - Requires Underside Lip when you choose No Holes
 - Thickness 3/16" not recommended
- Aluminum available in 3/16" only

JOB NAME: _____	SUBMITTED BY: _____
LOCATION: _____	
ARCHITECT: _____	
ENGINEER: _____	
CONTRACTOR: _____	



AS-812 / Asher Grille

Spec Sheet



MODEL: AS-812

- Duct Size Dimensions: 10.00" x 6.00"
- Outside Dimensions: 12.00" x 8.00"
- Design Dimensions: 9.10" x 5.43"
- Free Air: 76%
- Made in USA

OPTIONS:

- **Material:** Aluminum Steel
- **Thickness:** 1/8" 3/16"
- **Finish:** Black Champagne Bronze Grey
 Oil-Rubbed Bronze Satin Nickel Silver
 Sun Gold White
- With Holes (as shown)
 No Holes (cross out holes on drawing)
- Underside Lip No Underside Lip
- With Louver Without Louver

NOTES:

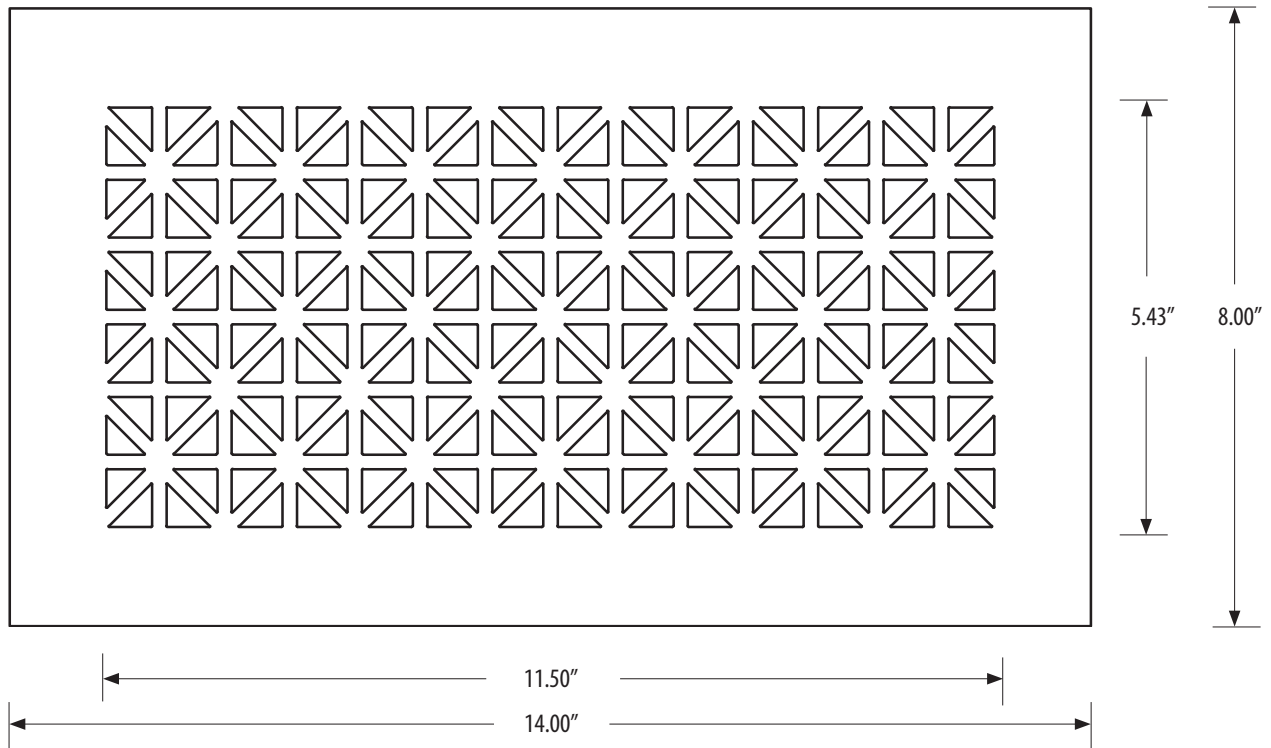
- Pattern scale subject to change with size of grille
- Wall and Ceiling Installation: requires Holes/screws
- Floor Installation:
 - Requires Underside Lip when you choose No Holes
 - Thickness 1/8" not recommended
- Aluminum available in 3/16" only

JOB NAME: _____	SUBMITTED BY: _____
LOCATION: _____	
ARCHITECT: _____	
ENGINEER: _____	
CONTRACTOR: _____	



AS-814 / Asher Grille

Spec Sheet



MODEL: AS-814

- Duct Size Dimensions: 12.00" x 6.00"
- Outside Dimensions: 14.00" x 8.00"
- Design Dimensions: 11.50" x 5.43"
- Free Air: 76%
- Made in USA

OPTIONS:

- **Material:** Aluminum Steel
- **Thickness:** 1/8" 3/16"
- **Finish:** Black Champagne Bronze Grey
 Oil-Rubbed Bronze Satin Nickel Silver
 Sun Gold White
- With Holes (as shown)
 No Holes (cross out holes on drawing)
- Underside Lip No Underside Lip
- With Louver Without Louver

NOTES:

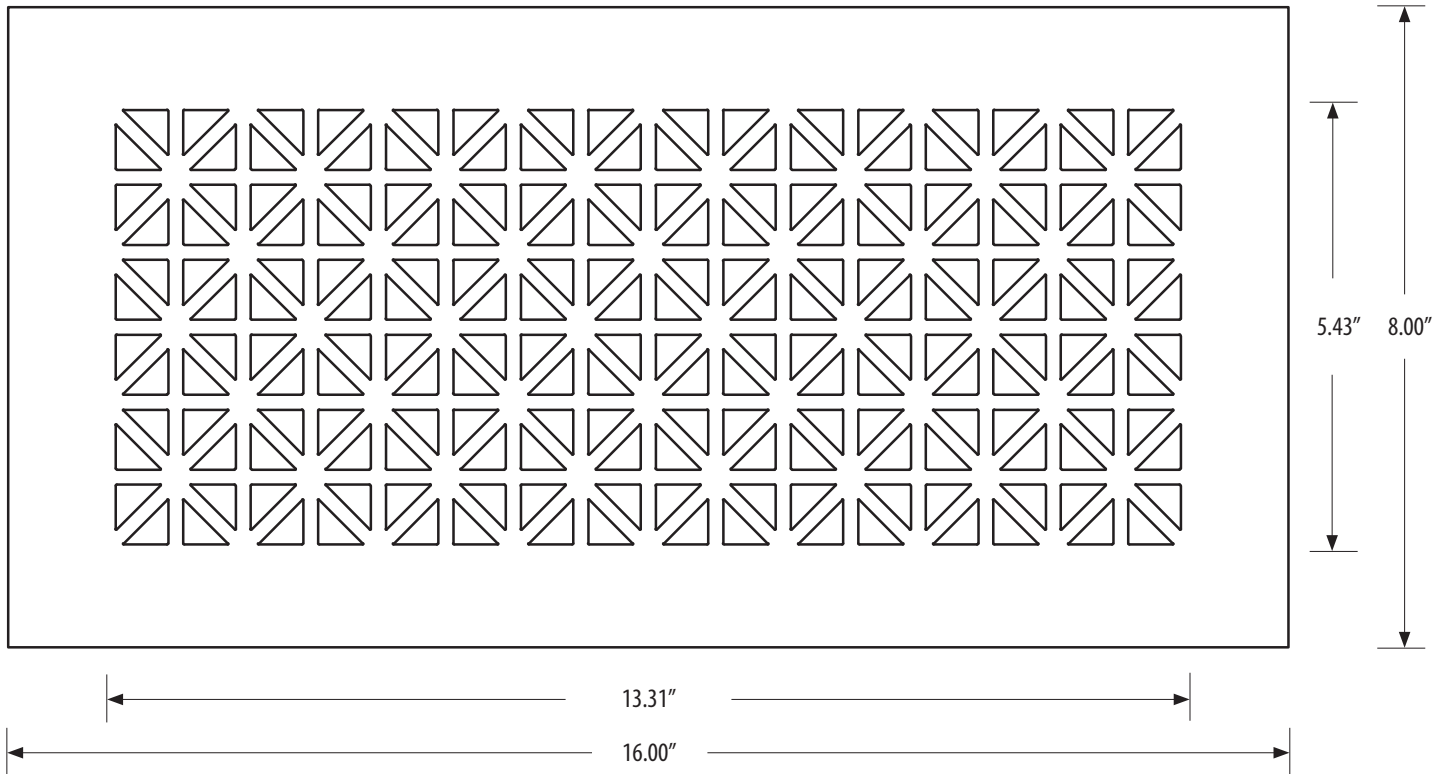
- Pattern scale subject to change with size of grille
- Wall and Ceiling Installation: requires Holes/screws
- Floor Installation:
 - Requires Underside Lip when you choose No Holes
 - Thickness 1/8" not recommended
- Aluminum available in 3/16" only

JOB NAME: _____	SUBMITTED BY: _____
LOCATION: _____	
ARCHITECT: _____	
ENGINEER: _____	
CONTRACTOR: _____	



AS-816 / Asher Grille

Spec Sheet



MODEL: AS-816

- Duct Size Dimensions: 14.00" x 6.00"
- Outside Dimensions: 16.00" x 8.00"
- Design Dimensions: 13.31" x 5.43"
- Free Air: 76%
- Made in USA

OPTIONS:

- **Material:** Aluminum Steel
- **Thickness:** 1/8" 3/16"
- **Finish:** Black Champagne Bronze Grey
 Oil-Rubbed Bronze Satin Nickel Silver
 Sun Gold White
- With Holes (as shown)
 No Holes (cross out holes on drawing)
- Underside Lip No Underside Lip
- With Louver Without Louver

NOTES:

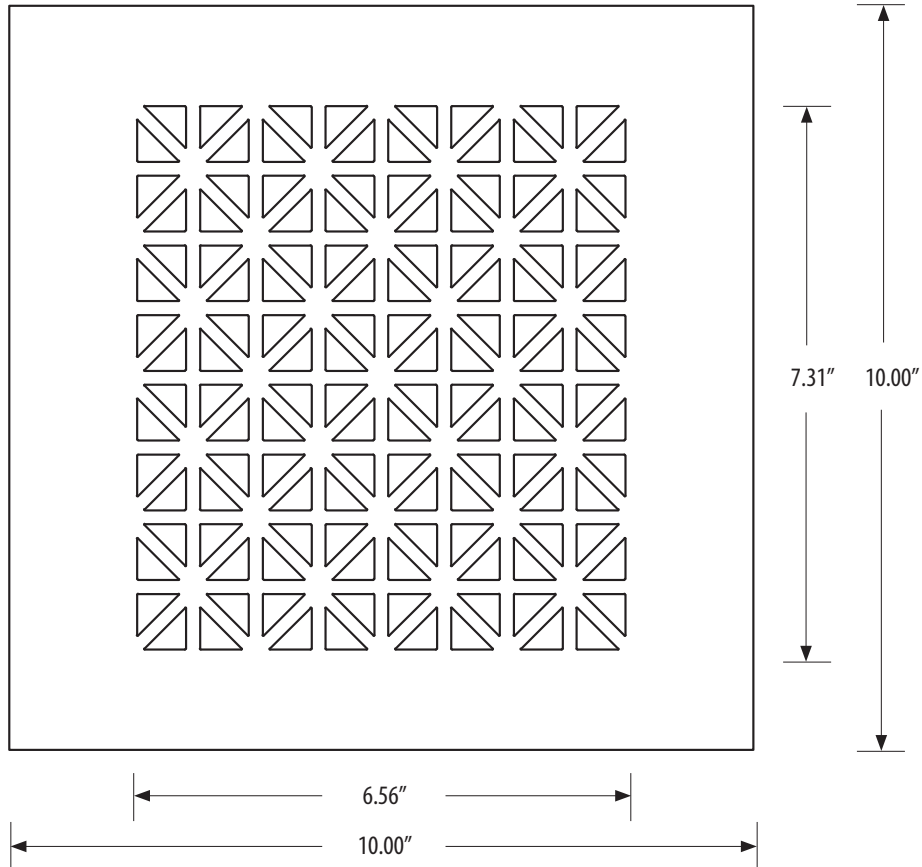
- Pattern scale subject to change with size of grille
- Wall and Ceiling Installation: requires Holes/screws
- Floor Installation:
 - Requires Underside Lip when you choose No Holes
 - Thickness 1/8" not recommended
- Aluminum available in 3/16" only

JOB NAME: _____	SUBMITTED BY: _____
LOCATION: _____	
ARCHITECT: _____	
ENGINEER: _____	
CONTRACTOR: _____	



AS-1010 / Asher Grille

Spec Sheet



MODEL: AS-1010

- Duct Size Dimensions: 8.00" x 8.00"
- Outside Dimensions: 10.00" x 10.00"
- Design Dimensions: 6.56" x 7.31"
- Free Air: 78%
- Made in USA

OPTIONS:

- **Material:** Aluminum Steel
- **Thickness:** 1/8" 3/16"
- **Finish:** Black Champagne Bronze Grey
 Oil-Rubbed Bronze Satin Nickel Silver
 Sun Gold White
- With Holes (as shown)
 No Holes (cross out holes on drawing)
- Underside Lip No Underside Lip
- With Louver Without Louver

NOTES:

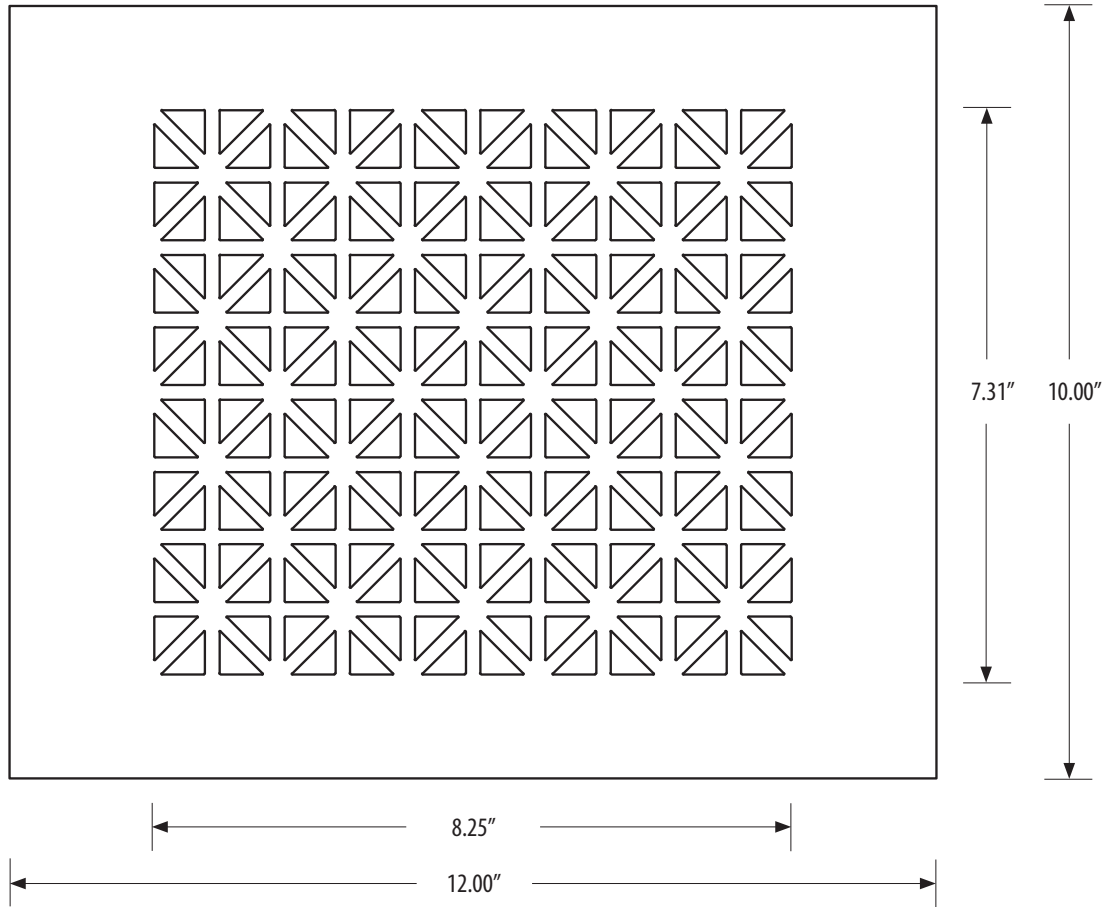
- Pattern scale subject to change with size of grille
- Wall and Ceiling Installation: requires Holes/screws
- Floor Installation:
 - Requires Underside Lip when you choose No Holes
 - Thickness 3/16" not recommended
- Aluminum available in 3/16" only

JOB NAME: _____	SUBMITTED BY: _____
LOCATION: _____	
ARCHITECT: _____	
ENGINEER: _____	
CONTRACTOR: _____	



AS-1012 / Asher Grille

Spec Sheet



MODEL: AS-1012

- Duct Size Dimensions: 10.00" x 8.00"
- Outside Dimensions: 12.00" x 10.00"
- Design Dimensions: 8.25" x 7.31"
- Free Air: 78%
- Made in USA

OPTIONS:

- **Material:** Aluminum Steel
- **Thickness:** 1/8" 3/16"
- **Finish:** Black Champagne Bronze Grey
 Oil-Rubbed Bronze Satin Nickel Silver
 Sun Gold White
- With Holes (as shown)
 No Holes (cross out holes on drawing)
- Underside Lip No Underside Lip
- With Louver Without Louver

NOTES:

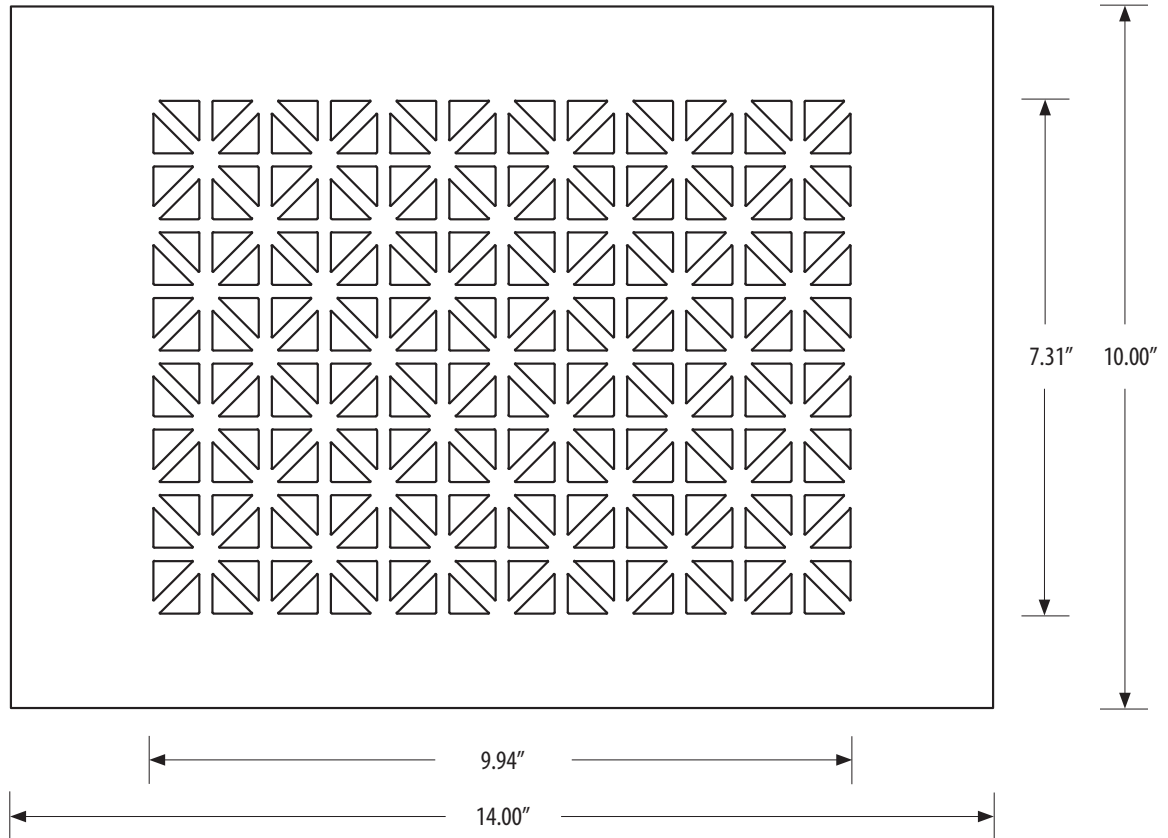
- Pattern scale subject to change with size of grille
- Wall and Ceiling Installation: requires Holes/screws
- Floor Installation:
 - Requires Underside Lip when you choose No Holes
 - Thickness 3/16" not recommended
- Aluminum available in 3/16" only

JOB NAME: _____	SUBMITTED BY: _____
LOCATION: _____	
ARCHITECT: _____	
ENGINEER: _____	
CONTRACTOR: _____	



AS-1014 / Asher Grille

Spec Sheet



MODEL: AS-1014

- Duct Size Dimensions: 12.00" x 8.00"
- Outside Dimensions: 14.00" x 10.00"
- Design Dimensions: 9.94" x 7.31"
- Free Air: 78%
- Made in USA

OPTIONS:

- **Material:** Aluminum Steel
- **Thickness:** 1/8" 3/16"
- **Finish:** Black Champagne Bronze Grey
 Oil-Rubbed Bronze Satin Nickel Silver
 Sun Gold White
- With Holes (as shown)
 No Holes (cross out holes on drawing)
- Underside Lip No Underside Lip
- With Louver Without Louver

NOTES:

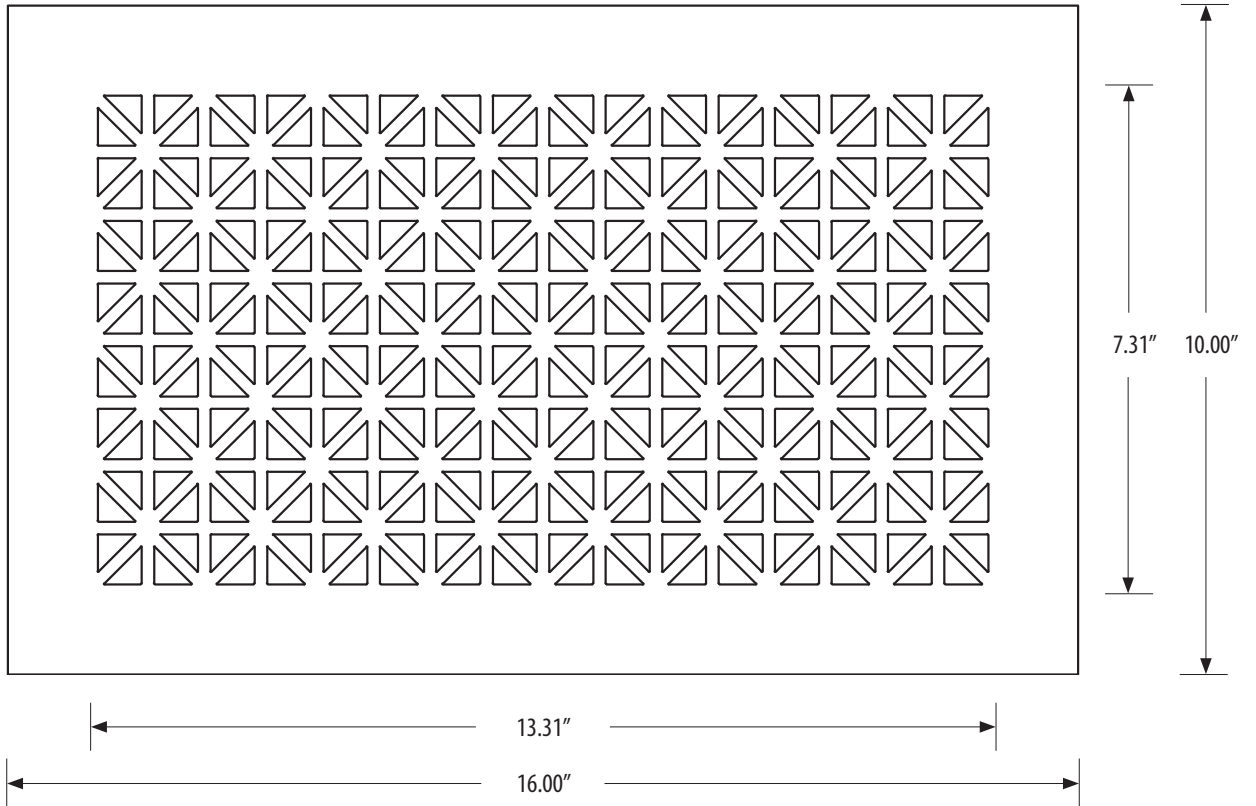
- Pattern scale subject to change with size of grille
- Wall and Ceiling Installation: requires Holes/screws
- Floor Installation:
 - Requires Underside Lip when you choose No Holes
 - Thickness 1/8" not recommended
- Aluminum available in 3/16" only

JOB NAME: _____	SUBMITTED BY: _____
LOCATION: _____	
ARCHITECT: _____	
ENGINEER: _____	
CONTRACTOR: _____	



AS-1016 / Asher Grille

Spec Sheet



MODEL: AS-1016

- Duct Size Dimensions: 14.00" x 8.00"
- Outside Dimensions: 16.00" x 10.00"
- Design Dimensions: 13.31" x 7.31"
- Free Air: 78%
- Made in USA

OPTIONS:

- **Material:** Aluminum Steel
- **Thickness:** 1/8" 3/16"
- **Finish:** Black Champagne Bronze Grey
 Oil-Rubbed Bronze Satin Nickel Silver
 Sun Gold White
- With Holes (as shown)
 No Holes (cross out holes on drawing)
- Underside Lip No Underside Lip
- With Louver Without Louver

NOTES:

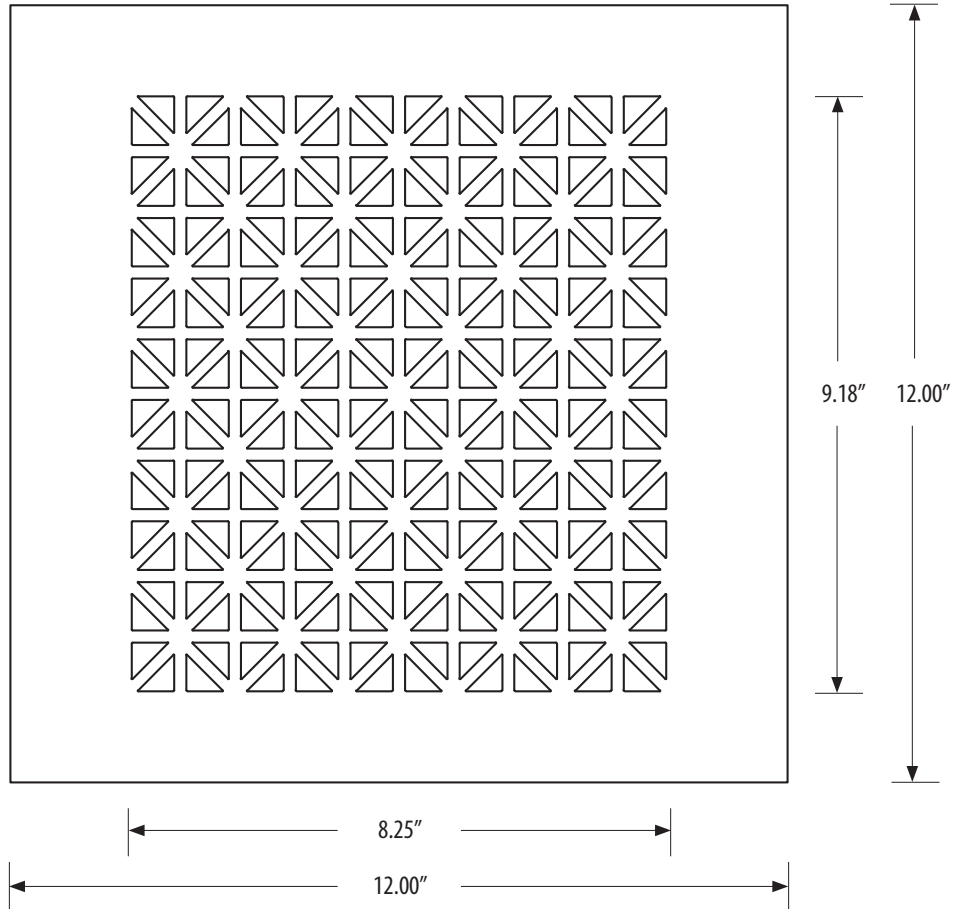
- Pattern scale subject to change with size of grille
- Wall and Ceiling Installation: requires Holes/screws
- Floor Installation:
 - Requires Underside Lip when you choose No Holes
 - Thickness 3/16" not recommended
- Aluminum available in 3/16" only

JOB NAME: _____	SUBMITTED BY: _____
LOCATION: _____	
ARCHITECT: _____	
ENGINEER: _____	
CONTRACTOR: _____	



AS-1212 / Asher Grille

Spec Sheet



MODEL: AS-1212

- Duct Size Dimensions: 10.00" x 10.00"
- Outside Dimensions: 12.00" x 12.00"
- Design Dimensions: 8.25" x 9.18"
- Free Air: 73%
- Made in USA

OPTIONS:

- **Material:** Aluminum Steel
- **Thickness:** 1/8" 3/16"
- **Finish:** Black Champagne Bronze Grey
 Oil-Rubbed Bronze Satin Nickel Silver
 Sun Gold White
- With Holes (as shown)
 No Holes (cross out holes on drawing)
- Underside Lip No Underside Lip
- With Louver Without Louver

NOTES:

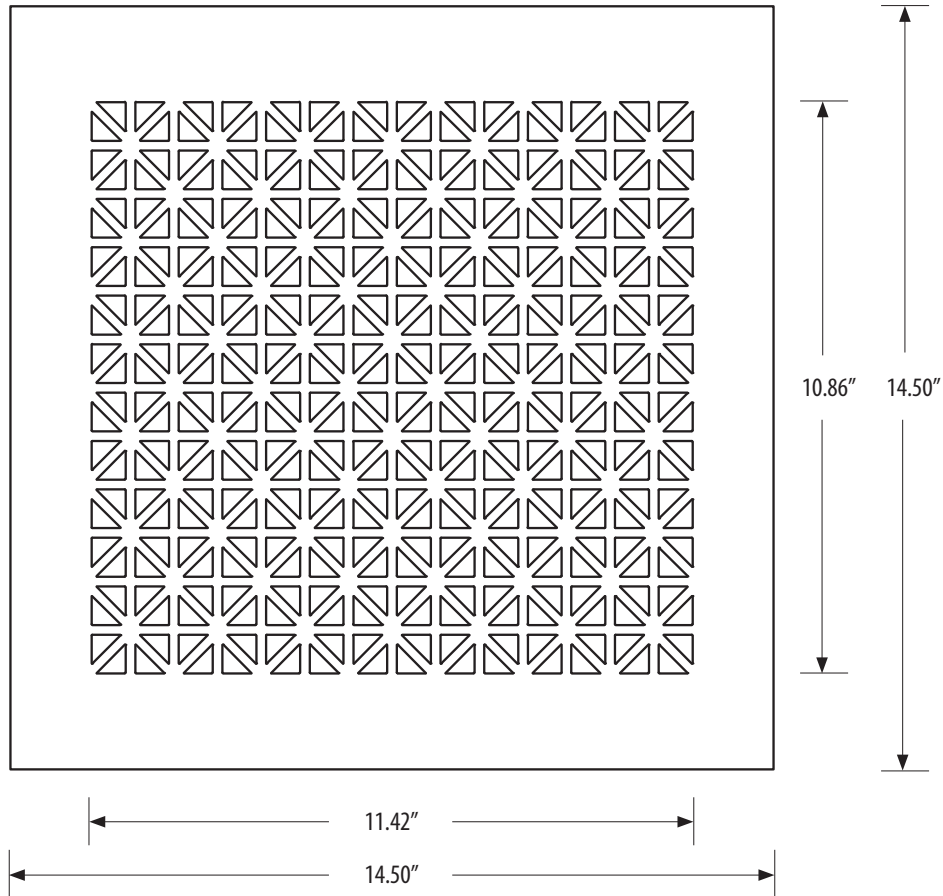
- Pattern scale subject to change with size of grille
- Wall and Ceiling Installation: requires Holes/screws
- Floor Installation:
 - Requires Underside Lip when you choose No Holes
 - Thickness 1/8" not recommended
- Aluminum available in 3/16" only

JOB NAME: _____	SUBMITTED BY: _____
LOCATION: _____	
ARCHITECT: _____	
ENGINEER: _____	
CONTRACTOR: _____	



AS-1414 / Asher Grille

Spec Sheet



MODEL: AS-1414

- Duct Size Dimensions: 12.00" x 12.00"
- Outside Dimensions: 14.50" x 14.50"
- Design Dimensions: 11.42" x 10.86"
- Free Air: 75%
- Made in USA

OPTIONS:

- **Material:** Aluminum Steel
- **Thickness:** 1/8" 3/16"
- **Finish:** Black Champagne Bronze Grey
 Oil-Rubbed Bronze Satin Nickel Silver
 Sun Gold White
- With Holes (as shown)
 No Holes (cross out holes on drawing)
- Underside Lip No Underside Lip
- With Louver Without Louver

NOTES:

- Pattern scale subject to change with size of grille
- Wall and Ceiling Installation: requires Holes/screws
- Floor Installation:
 - Requires Underside Lip when you choose No Holes
 - Thickness 3/16" not recommended
- Aluminum available in 3/16" only

JOB NAME: _____	SUBMITTED BY: _____
LOCATION: _____	
ARCHITECT: _____	
ENGINEER: _____	
CONTRACTOR: _____	