



6" Submersible Pumps



The 6TS Series Submersible features heavy-duty 304 stainless steel construction that will outperform ordinary fabricated stainless steel pumps in aggressive water conditions.

APPLICATIONS

■ **Water systems...** for municipal, multiple housing, commercial, in water fountains, irrigation, mine de-watering, and farm use.

SPECIFICATIONS

Suction Motor Bracket – Stainless steel 304 (investment cast)

Top Bearing – Stainless steel 304 (chrome plated)

Coupling – Stainless steel 416

Shaft – Stainless steel 416

Spacer – Stainless steel 304

Impeller – Stainless steel 304

Diffuser Bowl – Stainless steel 304

Discharge Bracket – Stainless steel 304 (investment cast)

Check Valve – Stainless steel 304

FEATURES

Heavy-Duty, Investment Cast 304 Stainless Steel Discharge and Suction Bracket – Assures perfect pump-to-motor alignment with any NEMA-standard submersible motor. Discharge assures secure connection to drop pipe. Wrench flats provide positive grip during installation.

Low-Profile Stainless Steel Lead Guard – Aids installation in narrow wells

Wide Range of Performance Options – 1 HP to 60 HP; 29 to 365 U.S. GPM

Hard Chrome-plated Top Bearing Journal – Reduces wear in harsh conditions, such as sand

State-of-the-Art Design – Delivers maximum performance and reliability in the toughest conditions

100% Lead-free Components – Meets all U.S. federal guidelines for safe drinking water

Built-In Thrust Protection – Protects pump during periods of high demand and start-up. Prevents pump failure.

Built-In Check Valve – Prevents backflow and reverse rotation

Self-aligning Teflon Wear Rings – Improve pump efficiency and durability

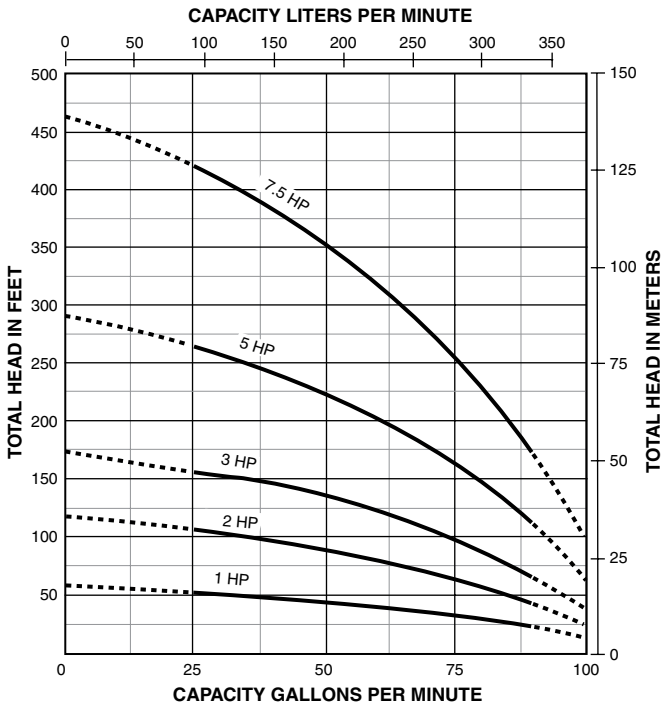
In order to provide the best products possible, specifications are subject to change.



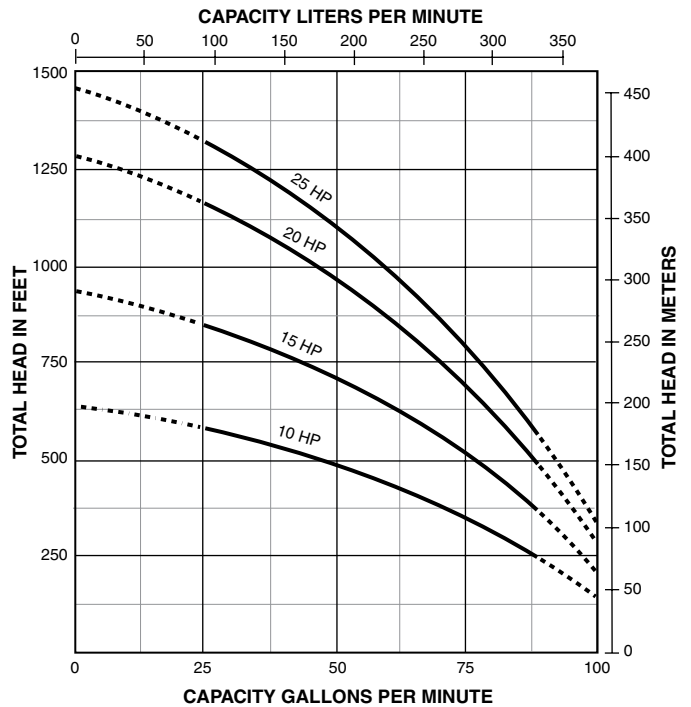
6TS series

6" Submersible Pumps

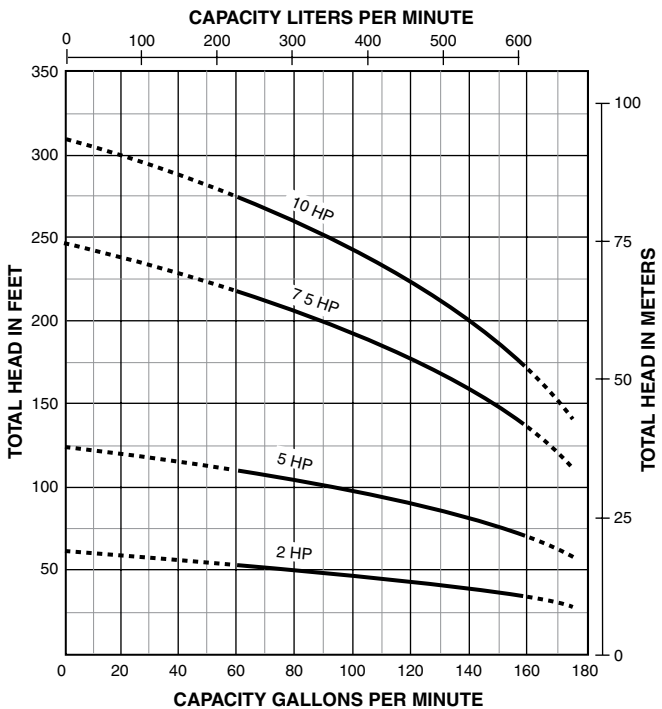
PUMP PERFORMANCE - 6TS70 (1 - 7.5 HP)



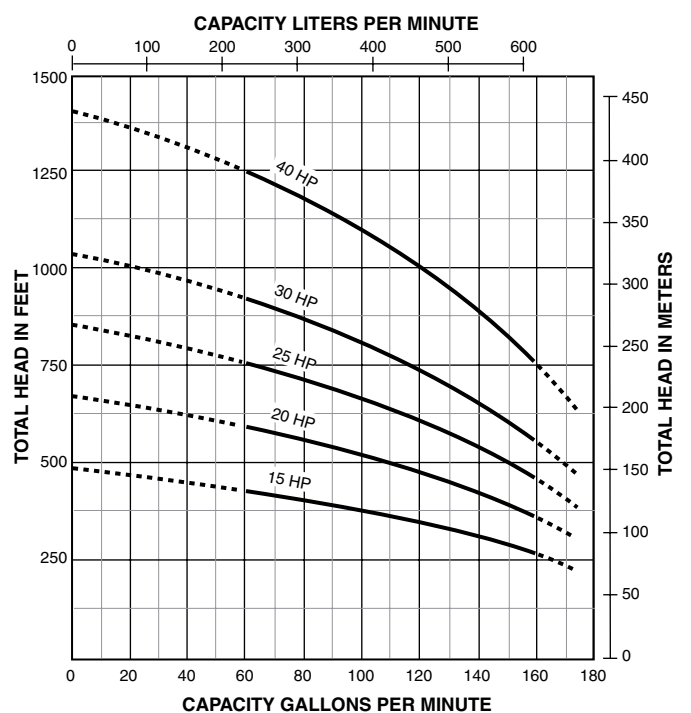
PUMP PERFORMANCE - 6TS70 (10 - 25 HP)



PUMP PERFORMANCE - 6TS115 (2 - 10 HP)



PUMP PERFORMANCE - 6TS115 (15 - 40 HP)

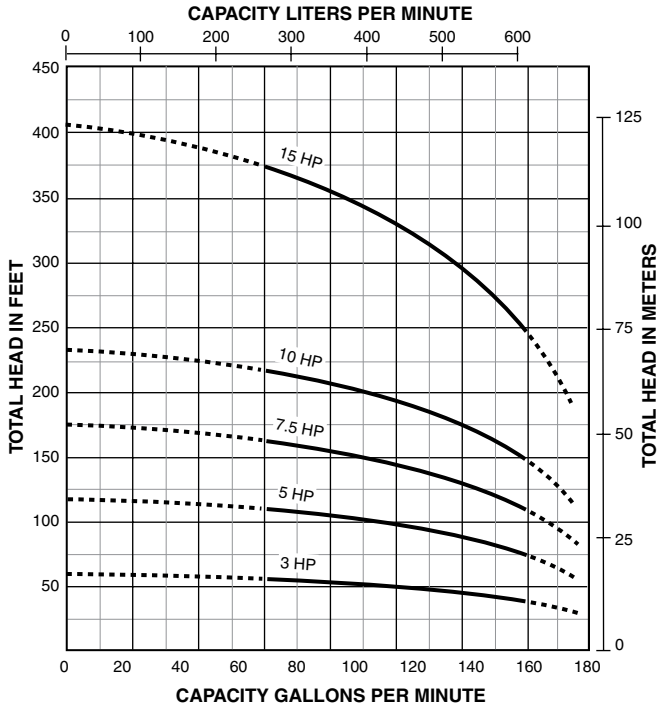




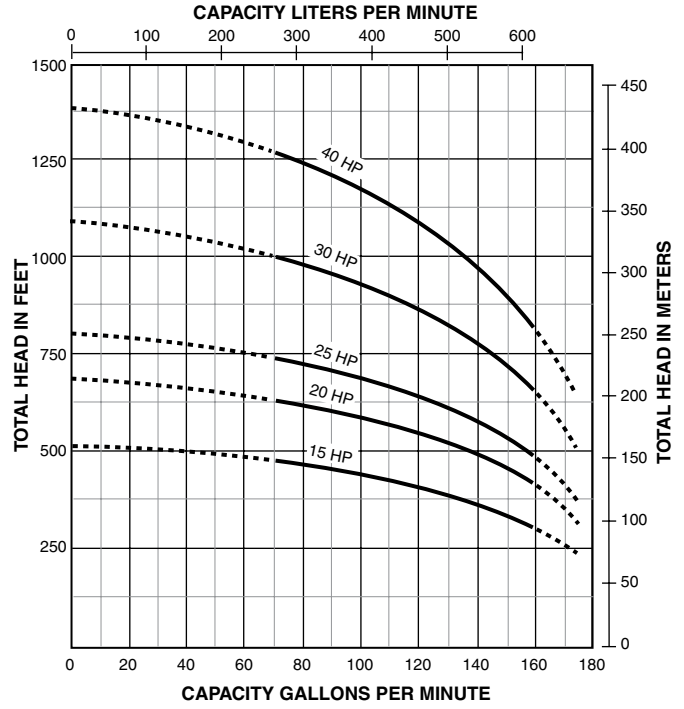
6TS series

6" Submersible Pumps

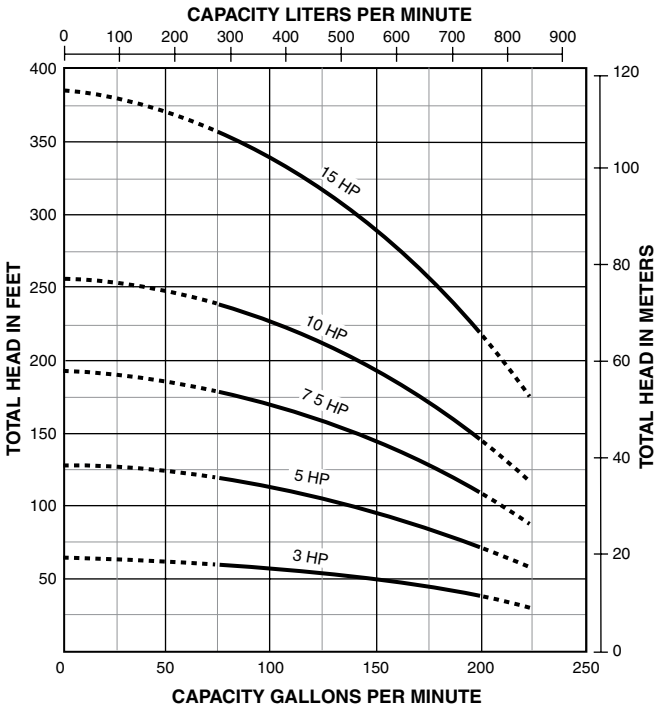
PUMP PERFORMANCE - 6TS140 (3 - 15 HP)



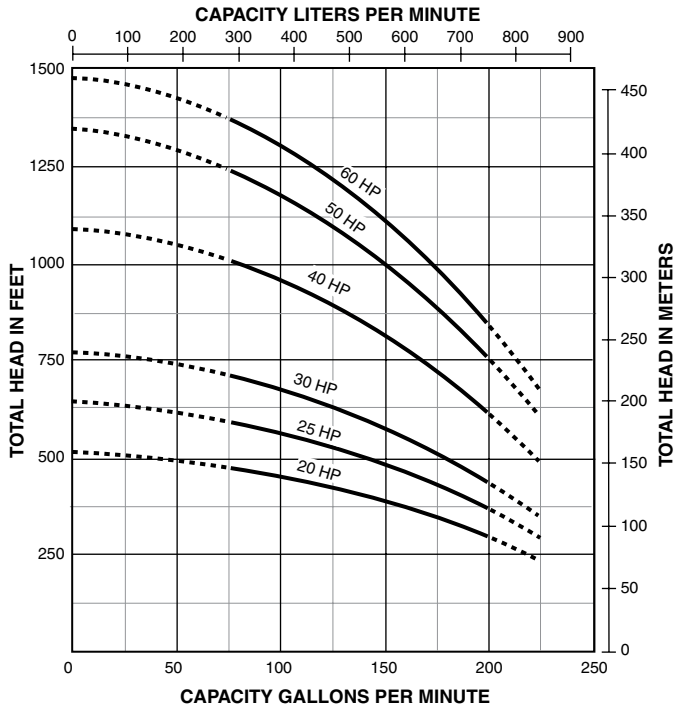
PUMP PERFORMANCE - 6TS140 (20 - 50 HP)



PUMP PERFORMANCE - 6TS155 (3 - 15 HP)



PUMP PERFORMANCE - 6TS155 (20 - 60 HP)

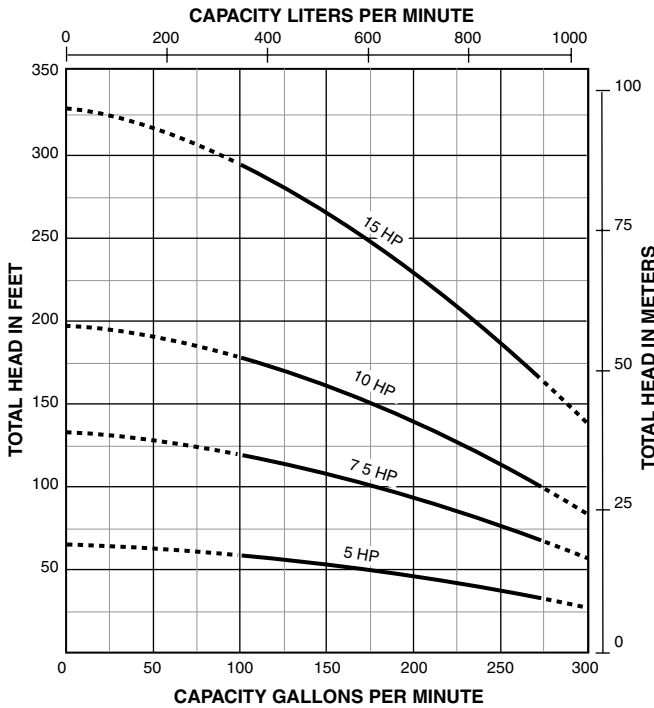




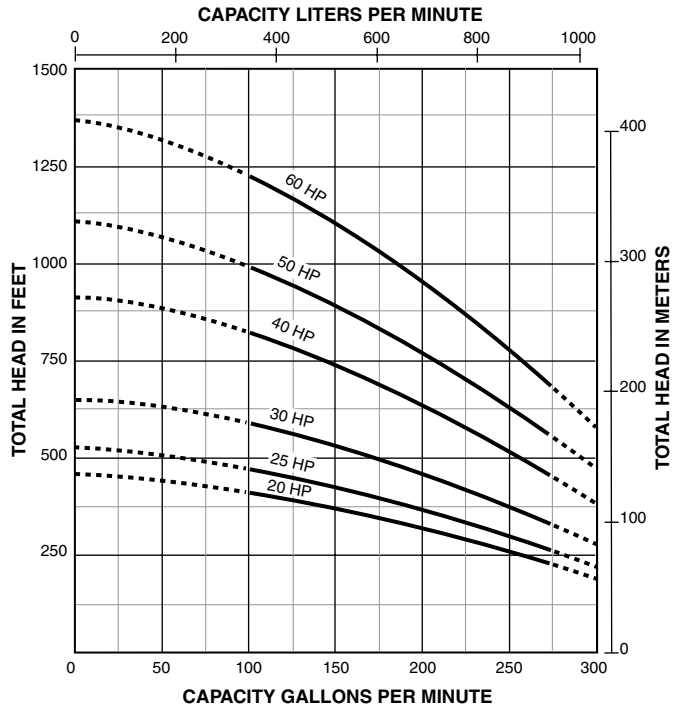
6TS series

6" Submersible Pumps

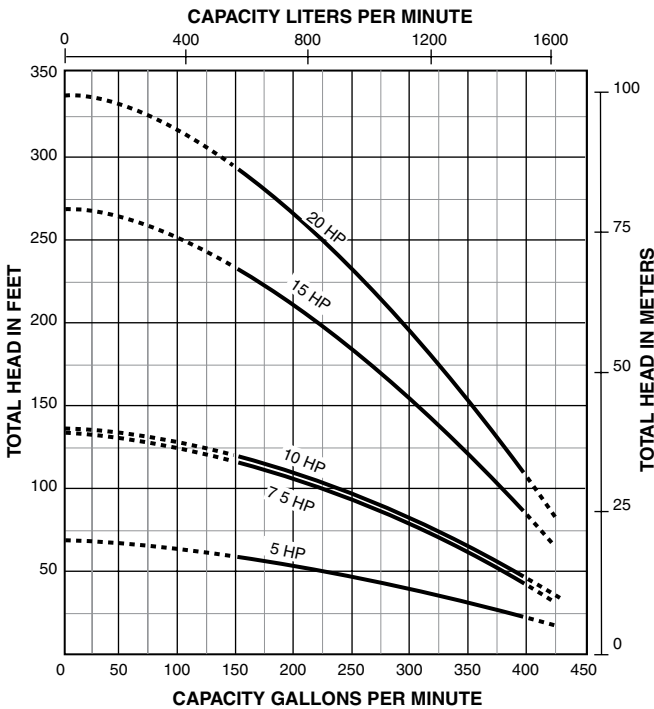
PUMP PERFORMANCE – 6TS230 (3 – 15 HP)



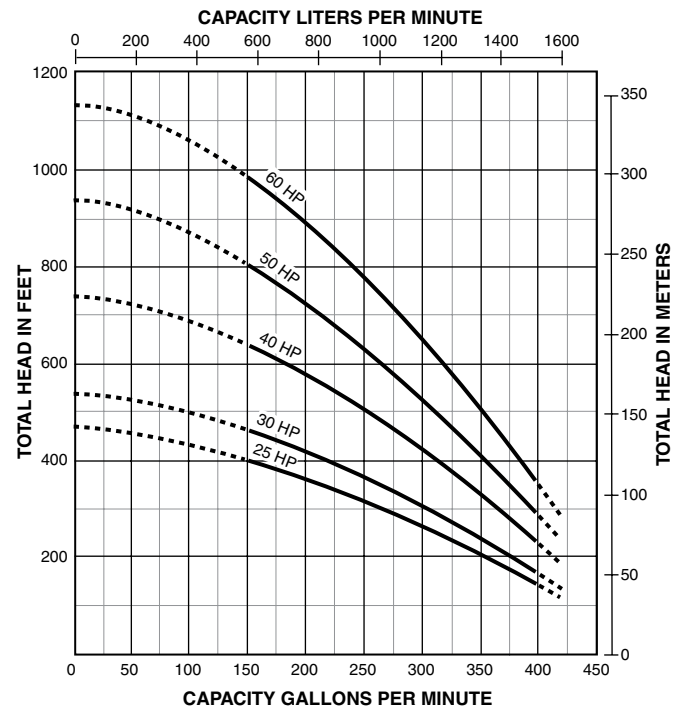
PUMP PERFORMANCE – 6TS230 (20 – 60 HP)



PUMP PERFORMANCE – 6TS300 (5 – 20 HP)



PUMP PERFORMANCE – 6TS300 (25 – 60 HP)





6TS series

6" Submersible Pumps

ORDERING INFORMATION

Capacity GPM	Model #	Catalog Number	HP	Stages	Discharge	Motor Diameter	Weight Pounds
70	B82678	6TS70-10	1	1	3"	4"	26
	B82679	6TS70-20	2	2	3"	4"	28
	B82680	6TS70-30	3	3	3"	4"	30
	B82681	6TS70-50	5	5	3"	4"	30
	B82684	6TS70-75	7-1/2	8	3"	6"	38
	B82686	6TS70-100	10	11	3"	6"	46
	B82687	6TS70-150	15	16	3"	6"	54
	B82688	6TS70-200	20	22	3"	6"	62
	B82689	6TS70-250	25	25	3"	6"	70
115	B82756	6TS115-20	2	1	3"	4"	24
	B82757	6TS115-30	3	1	3"	4"	24
	B82758	6TS115-50	5	2	3"	4"	29
	B82759	6TS115-50	5	2	3"	6"	29
	B82760	6TS115-75	7-1/2	4	3"	4"	40
	B82761	6TS115-75	7-1/2	4	3"	6"	40
	B82762	6TS-115-100	10	5	3"	4"	47
	B82763	6TS115-100	10	5	3"	6"	47
	B82764	6TS115-150	15	8	3"	6"	62
	B82765	6TS115-200	20	10	3"	6"	79
	B82766	6TS115-250	25	13	3"	6"	95
	B82767	6TS115-300	30	16	3"	6"	112
	B82768	6TS115-400	40	21	3"	6"	145
140	B80943	6TS140-30	3	1	3"	4"	24
	B80944	6TS140-50	5	2	3"	4"	26
	B80947	6TS140-75	7.5	3	3"	6"	29
	B80949	6TS140-100	10	4	3"	6"	31
	B80950	6TS140-150	15	7	3"	6"	39
	B80951	6TS140-200	20	9	3"	6"	43
	B80952	6TS140-250	25	12	3"	6"	51
	B80953	6TS140-300	30	14	3"	6"	56
	B80954	6TS140-400	40	19	3"	6"	68
	B80955	6TS140-500	50	24	3"	6"	80
155	B82797	6TS155-30	3	1	3"	4"	24
	B82798	6TS155-50	5	2	3"	4"	29
	B82799	6TS155-50	5	2	3"	6"	29
	B82800	6TS155-75	7-1/2	3	3"	4"	35
	B82801	6TS155-75	7-1/2	3	3"	6"	35
	B82802	6TS155-100	10	4	3"	4"	40
	B82803	6TS155-100	10	4	3"	6"	40
	B82804	6TS155-150	15	6	3"	6"	51
	B82805	6TS155-200	20	8	3"	6"	62
	B82806	6TS155-250	25	10	3"	6"	73
	B82807	6TS155-300	30	12	3"	6"	84
	B82808	6TS155-400	40	16	3"	6"	106
	B82809	6TS155-500	50	20	3"	6"	128
B82810	6TS155-600	60	22	3"	6"	139	
230	B82839	6TS230-30	3	1	4"	4"	40
	B82840	6TS230-50	5	1	4"	4"	44
	B82841	6TS230-50	5	1	4"	6"	49
	B82842	6TS230-75	7-1/2	2	4"	6"	53
	B82843	6TS230-75	7-1/2	2	4"	6"	62
	B82844	6TS230-100	10	3	4"	6"	67
	B82845	6TS230-100	10	3	4"	6"	76
	B82846	6TS230-150	15	5	4"	6"	89
	B82847	6TS230-200	20	7	4"	6"	103
	B82848	6TS230-250	25	8	4"	6"	116
	B82849	6TS230-300	30	10	4"	6"	129
	B82850	6TS230-400	40	14	4"	6"	95
	B82851	6TS230-500	50	17	4"	6"	112
B82852	6TS230-600	60	21	4"	6"	134	
300	B82879	6TS300-50	5	1	4"	4"	40
	B82880	6TS300-50	5	1	4"	6"	40
	B82881	6TS300-75	7-1/2	2	4"	4"	44
	B82882	6TS300-75	7-1/2	2	4"	6"	44
	B82883	6TS300-100	10	3	4"	4"	49
	B82884	6TS300-100	10	3	4"	6"	49
	B82885	6TS300-150	15	4	4"	6"	53
	B82886	6TS300-200	20	6	4"	6"	62
	B82887	6TS300-250	25	7	4"	6"	67
	B82888	6TS300-300	30	9	4"	6"	76
	B82889	6TS300-400	40	12	4"	6"	89
	B82890	6TS300-500	50	15	4"	6"	103
	B82891	6TS300-600	60	18	4"	6"	116