

Online “Clearance Card” Procedures

Go to: <http://il.8to18.com/clc>

Click on **REGISTRATION** button

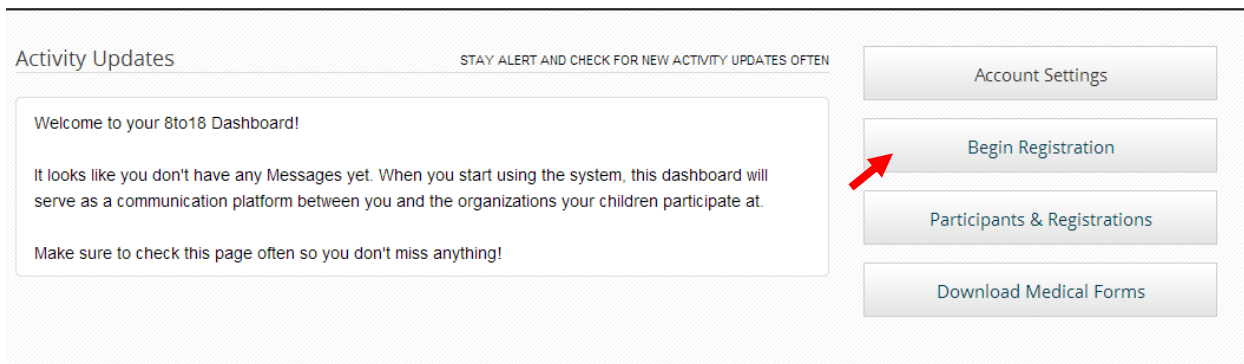


Create a new account (or Log in if account already created)

Click on **Let's Go** button

The image shows a registration page titled 'Crystal Lake Central Dashboard Registration'. Below the title, there is a welcome message: 'Welcome to the Crystal Lake Central online registration for athletics/activities'. Below that, a paragraph states: 'You will manage your participants upon registration from here, and receive important and relevant notifications from Crystal Lake Central .'. The registration form is contained within a light grey box. At the top of the form, there are two tabs: 'Log Me In' and 'Create An Account'. The 'Create An Account' tab is selected. Below the tabs, there are three input fields: 'Email', '* Password', and '* Password confirmation'. Each input field has a red arrow pointing to its right side. At the bottom of the form, there is a blue button labeled 'Let's Go!' with a red arrow pointing to it.

Click on the **Begin Registration** button



Activity Updates STAY ALERT AND CHECK FOR NEW ACTIVITY UPDATES OFTEN

Welcome to your 8to18 Dashboard!

It looks like you don't have any Messages yet. When you start using the system, this dashboard will serve as a communication platform between you and the organizations your children participate at.

Make sure to check this page often so you don't miss anything!

Account Settings

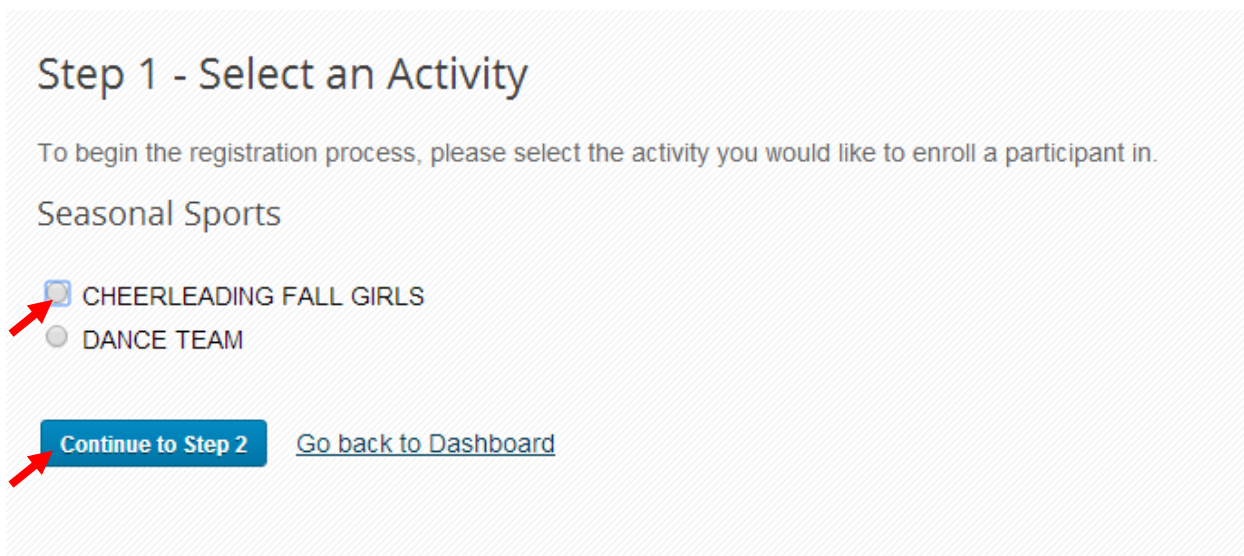
Begin Registration

Participants & Registrations

Download Medical Forms

Click on the sport that you would like to enroll a participant for

Click on **Continue to Step 2** button



Step 1 - Select an Activity

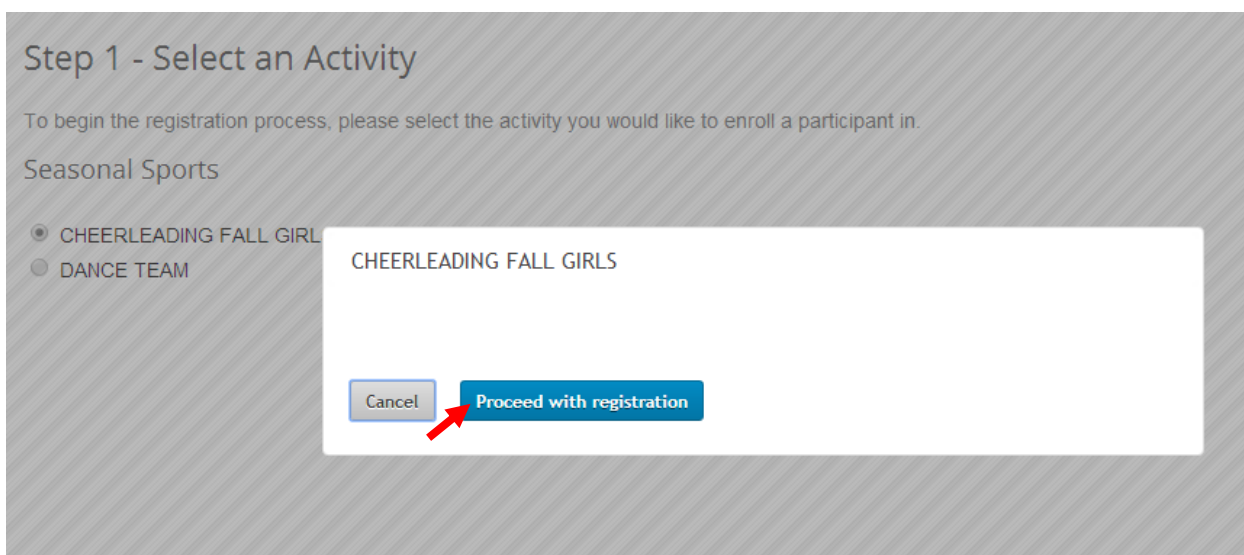
To begin the registration process, please select the activity you would like to enroll a participant in.

Seasonal Sports

- CHEERLEADING FALL GIRLS
- DANCE TEAM

Continue to Step 2 [Go back to Dashboard](#)

Click on **Proceed with registration** button



Step 1 - Select an Activity

To begin the registration process, please select the activity you would like to enroll a participant in.

Seasonal Sports

- CHEERLEADING FALL GIRLS
- DANCE TEAM

CHEERLEADING FALL GIRLS

Cancel **Proceed with registration**

Fill out the appropriate information pertaining to the athlete.

New participant

***indicates required information**

Participant Information

* Student First Name Please be sure to use correct capitalization.

* Student Last Name Please be sure to use correct capitalization.

* Student Id

* Sex

* Student Cell Phone Cell phone numbers will not be shared.

* Student Home Phone

* Student Email This email address will be used to relay information to the student participant. If you do not wish to enter a student's email, then enter your own. This email address will not be shared.

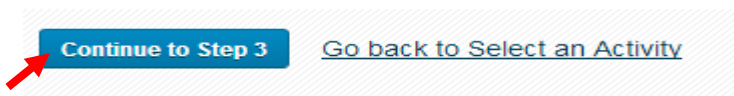
* Birth date

* High school graduation year

Medical Insurance Company

Med. Insurance Account Number

Click on **Continue to Step 3**



Enter Parent Information

1 - Select Activity 2 - Select Participant **3 - Parent / Guardian Info** 4 - Physical Form 5 - Legal Forms 6 - Summary

Step - 3 Primary Parent / Guardian information

Please review Primary Parent / Guardian information.

Contact Info

***indicates required information**

* First name Please be sure to use correct capitalization.

* Last name Please be sure to use correct capitalization.

* Cell Phone Cell phone numbers will not be shared.

* Home Phone

Office/Work Phone

Address

* Line1

Line2

Read and Check the following box(es) and click on **Continue to Step 4**

Legal

* I acknowledge that I am at least 13 years of age.

I acknowledge and agree to receive messages, activity alerts and relevant updates from Crystal Lake Central and 8to18 Media/Athletics2000.

[Continue To Step 4](#) [Back to Select Participant](#)

Physical Forms: Parents can download the physical form if needed and click on **Continue to Step 5**

1 - Select Activity 2 - Select Participant 3 - Parent / Guardian Info 4 - Physical Form 5 - Legal Forms 6 - Summary

Step 4 - Physical Forms

All athletes are required to have an up to date physical on file with the Athletic Department.

1. Please download the form by clicking on the link below.
2. Print the form and ask your family doctor to fill it in and sign it.
3. Have your child return it to the designated office by the required date.

[Pre-participation Examination](#)

[Continue to Step 5](#) [Back to Parent / Guardian Info](#)

Review each form and click **on Parent/Guardian** and **Participant** then click on **Accept**

Performance-Enhancing Substance Testing Policy

As a prerequisite to participation by my student in IHSA athletic activities, I certify and acknowledge that I have read this form and understand that my student must refrain from performance-enhancing substance use and may be asked to submit to testing for the presence of performance-enhancing substances in his/her body. I understand that testing may occur during selected IHSA state series events or during the school day. I do hereby agree to submit my child to such testing and analysis by a certified laboratory. I further understand and agree that the results of the performance-enhancing substance testing may be provided to certain individuals in my student's high school as specified in the IHSA Performance-Enhancing Substance Testing Program Protocol which is available on the IHSA website at www.IHSA.org. I understand and agree that the results of the performance-enhancing substance testing will be held confidential to the extent required by law. I understand that failure to provide accurate and truthful information could subject my student to penalties as determined by IHSA.

Name (Print): _____

Signature: _____ Date: _____

Relationship to student: _____

IHSA PES Testing Policy & Agreement 2013-14

We have read and agree to all the information stated in the Performance-Enhancing Substance Testing Policy.:

Parent / Guardian Participant

[Download The PDF](#) [Accept](#)

Parents must open and accept each form before continuing. Once there is a green check on all the documents you can click on Continue to Step 6.

1 - Select Activity 2 - Select Participant 3 - Parent / Guardian Info 4 - Physical Form 5 - Legal Forms 6 - Summary

Step 5 - Legal Forms

These documents must be reviewed and accepted, click to open in a new window.

Transportation ... ✓ Parent / Guardian ✓ Participant	Performance-E... ✓ Parent / Guardian ✓ Participant	Concussion Sh... ✓ Parent / Guardian ✓ Participant	Code of Conduct ✓ Parent / Guardian ✓ Participant

[Continue to Step 6](#) [Back to Physical Form](#)

Step 6 is a summary of the enrollment process.

You must click on **Submit** for your enrollment to be processed.

1 - Select Activity 2 - Select Participant 3 - Parent / Guardian Info 4 - Physical Form 5 - Legal Forms 6 - Summary

6 - Registration Summary

[Back to Legal Forms](#)

Alexa Iversen
CHEERLEADING FALL GIRLS \$0.00

[Add Another Registration](#)

[Cancel Registration](#)

[Submit](#)

Once you have completed the registration for your athlete you will receive a confirmation email.

Please do not forget to turn your athletes updated physical into Mrs. Iversen in the Athletics office. You only need to turn in a physical once a year, not for each registered sport (unless it has expired between seasons).

If you have any questions during this online process please feel free to contact Brandee Iversen at biversen@d155.org.

Thank you