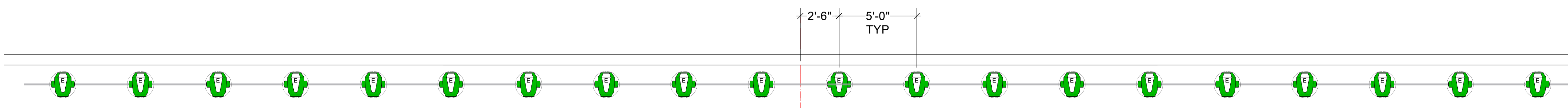


WEST

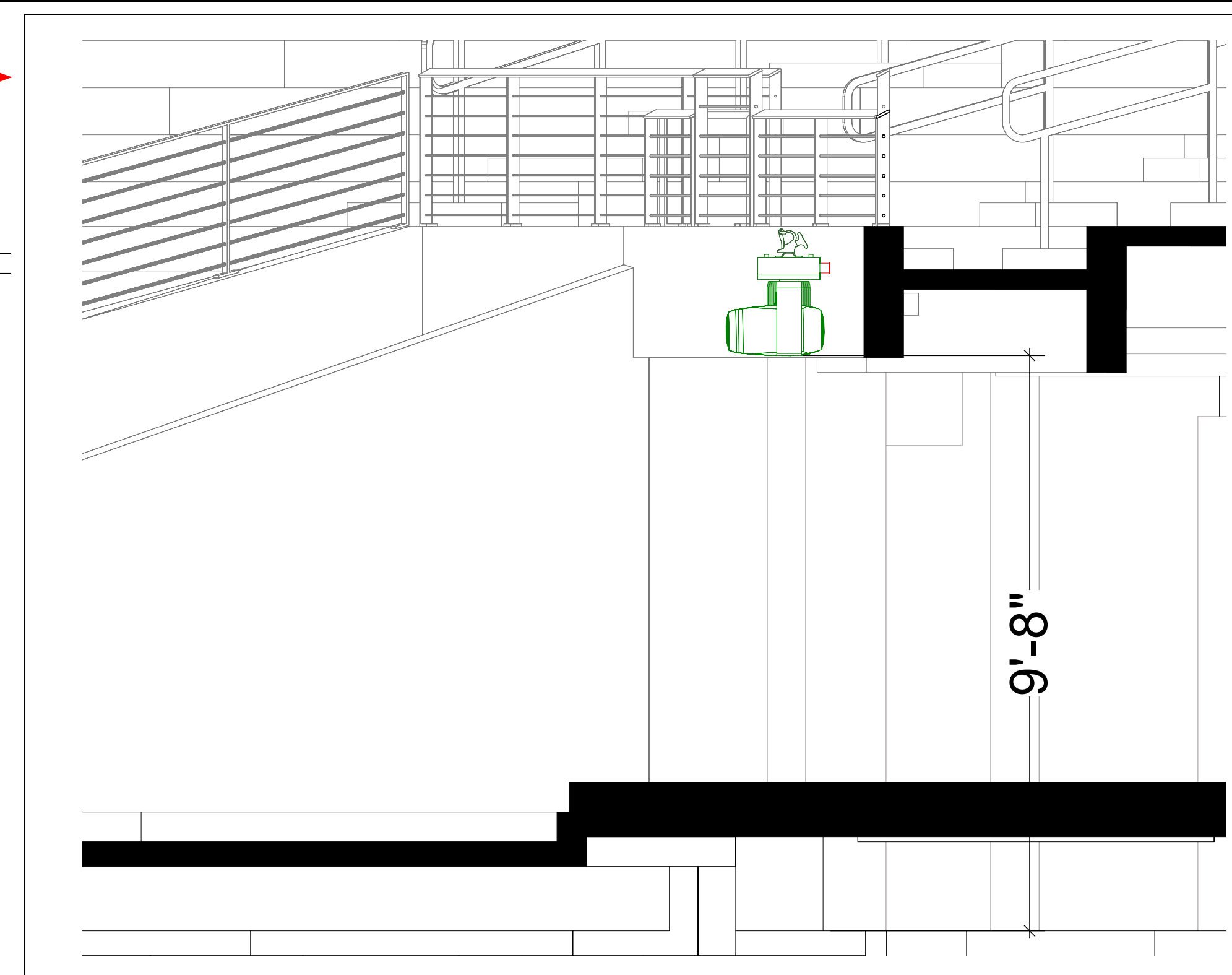
EAST



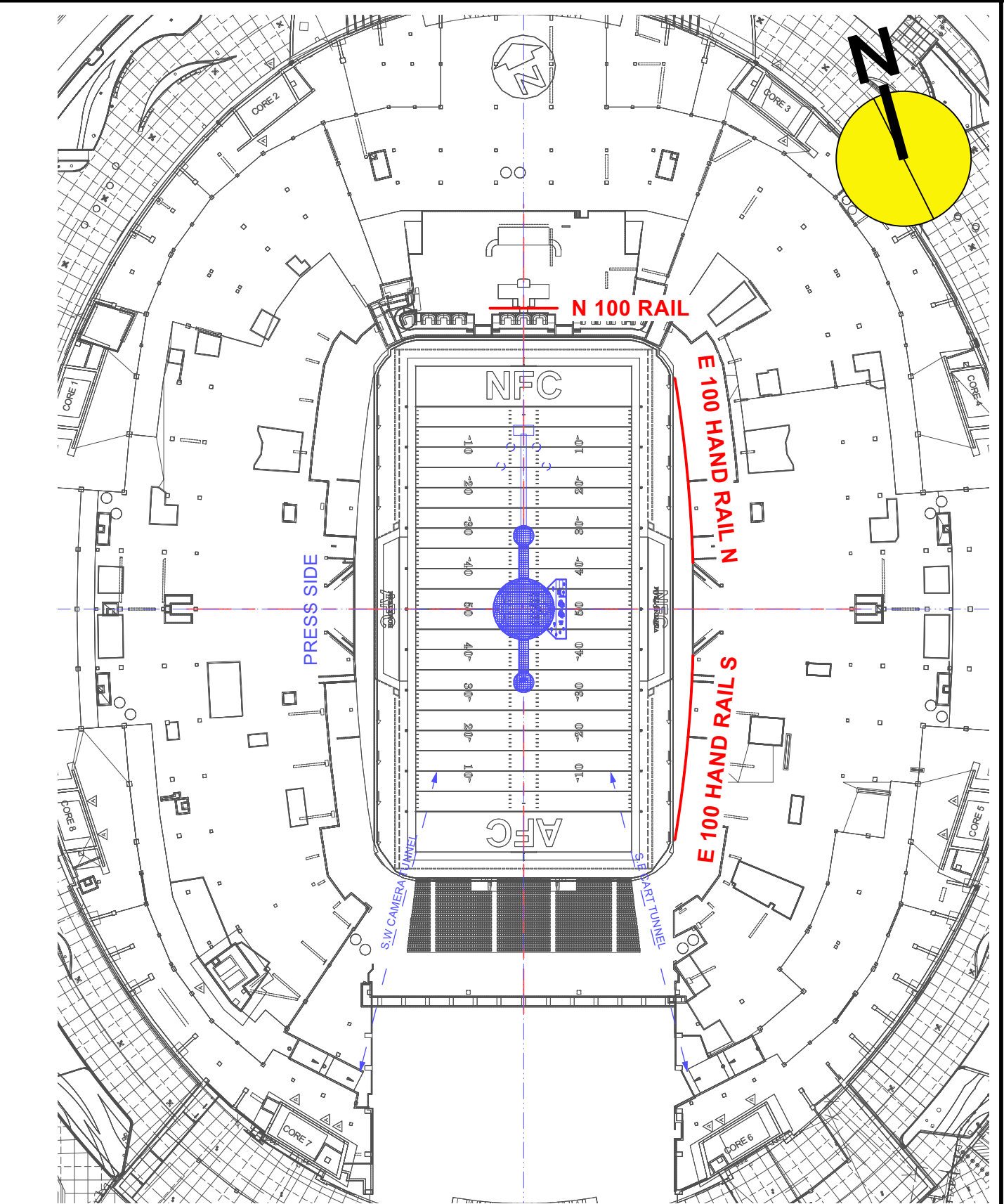
A LEVEL 100 NORTH END ZONE SUITE BRACKET PLAN  
Scale: 1/4" = 1'-0"

**NORTH 100 LEVEL SUITE RAIL:**

- 100' x 2" OD SCHED 40 PIPE BLACK
  - (20) PRG ICON EDGE
- FIXTURE WEIGHT:
- (10) ICON EDGE @ 70lbs/ea: 1,400 lbs
- Total: 1,400 lbs



B LEVEL 100 NORTH END ZONE SUITE BRACKET SECTION  
Scale: 1/2" = 1'-0"



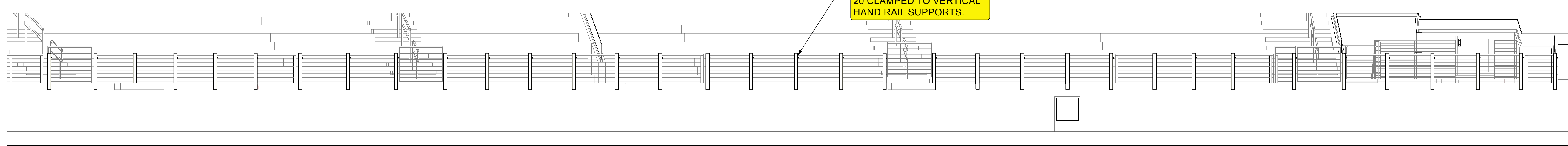
ENTERTAINMENT DESIGN GROUP  
Please recycle this paper.

**INSTRUMENT KEY**

- Philips Hue/Like VL3600 Profile @ 1.475kw
- PRG Icon Edge @ 650w
- Ayrton Diablo @ 650w
- Robe Robin 1200 LED Wash @ 680w
- Robe Robin Spike @ 200w
- TMB Solera Flare @ 1kw
- PRG GC Longthrow @ 1.5kw
- MDG The One Touring @ 700w
- ReelEFX DP-50
- ReelEFX RE 5 Fan @ 2.8kw
- GLP Impression X4 Bar 20 @ 450w
- ACME Pixel Line IP @ 420 w

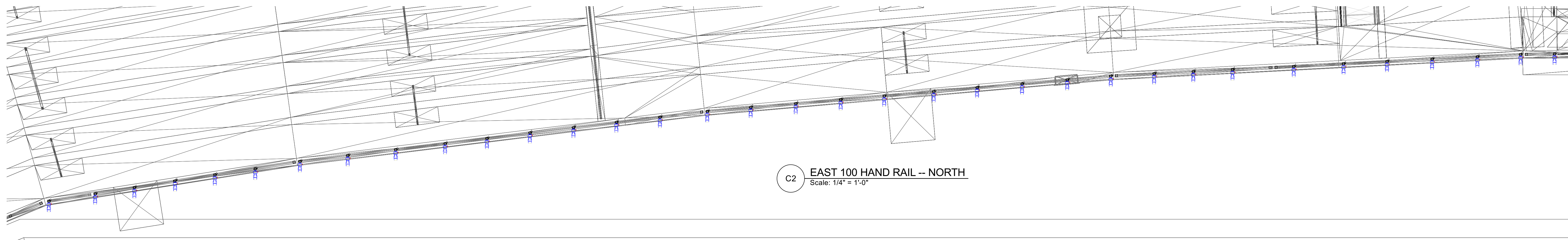
NORTH

SOUTH



- EAST 100 LEVEL SUITE RAIL -- NORTH SIDE:**
- 46' x 2" OD SCHED 40 PIPE BLACK
  - (35) GLP IMPRESSION X4 BAR 20
- FIXTURE WEIGHT:
- (35) X4 BAR 20 @ 35lbs/ea PER VERTICAL

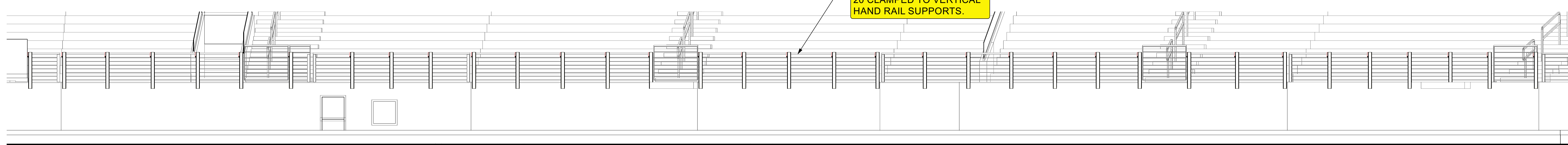
C1 EAST 100 HAND RAIL -- NORTH  
Scale: 1/4" = 1'-0"



C2 EAST 100 HAND RAIL -- NORTH  
Scale: 1/4" = 1'-0"

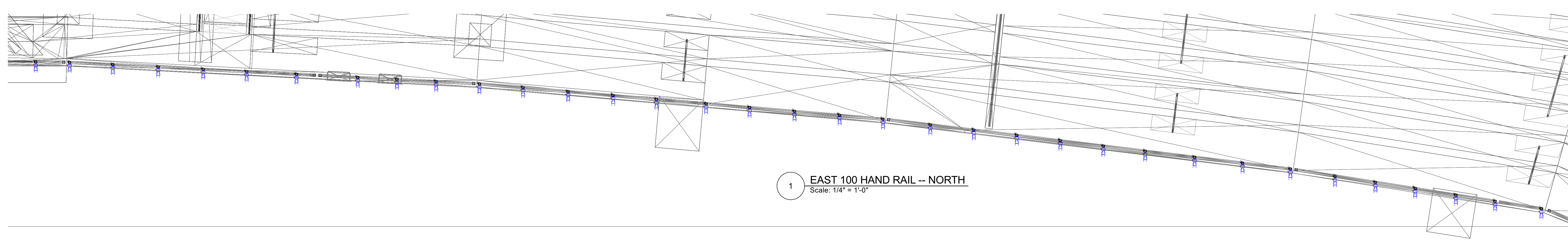
NORTH

SOUTH



- EAST 100 LEVEL SUITE RAIL -- SOUTH SIDE:**
- 46' x 2" OD SCHED 40 PIPE BLACK
  - (35) GLP IMPRESSION X4 BAR 20
- FIXTURE WEIGHT:
- (35) X4 BAR 20 @ 35lbs/ea PER VERTICAL

D1 EAST 100 HAND RAIL -- SOUTH  
Scale: 1/4" = 1'-0"



1 EAST 100 HAND RAIL -- NORTH  
Scale: 1/4" = 1'-0"

VENUE  
ALLEGHANT STADIUM  
LAS VEGAS, NV

PROJECT  
SUPER BOWL  
HALFTIME SHOW

DATE: 01/22/2024 02/11/24 #2405

DESIGNER: GURDON  
LEAD L.D.: GREEN / FORSTER  
DRAFTER: SIBAL  
PROG. 1: MARCHWINSKI  
PROG. 2: HUMPHREY  
LEAD TECH: MINNOTTE

VERSION  
01: PRELIMINARY  
02: RIGGING UPD 12/2/23  
03: RIGGING UPD 12/19/23  
04: FIELD UPD 12/19/23  
05: CAVIS UPD 12/19/23  
06: RIGGING UPD 12/28/23  
07: FOR ADD 01/01/24

PRINT ARCH E SHEET  
SCALE: AS NOTED

CONTENTS  
LX-00: COVER  
LX-01: SITE OVERVIEW  
LX-02: GRID  
LX-03: FOLLOWSPOTS  
LX-04: N / S FIELD TRUSS  
LX-05: E / W FIELD TRUSS  
LX-06: LEVEL 400 TRUSS  
LX-07: LEVEL 200 BRACKETS  
LX-08: LEVEL 100 BRACKETS  
LX-09: LEVEL 100 CONTD  
LX-10: FIELD LAYOUT  
LX-11: SECTION N / S  
LX-12: SECTION E / W

SHEET #  
LX-08

PUBLISH DATE:  
01/10/2024

LVL 100  
BRACKETS