

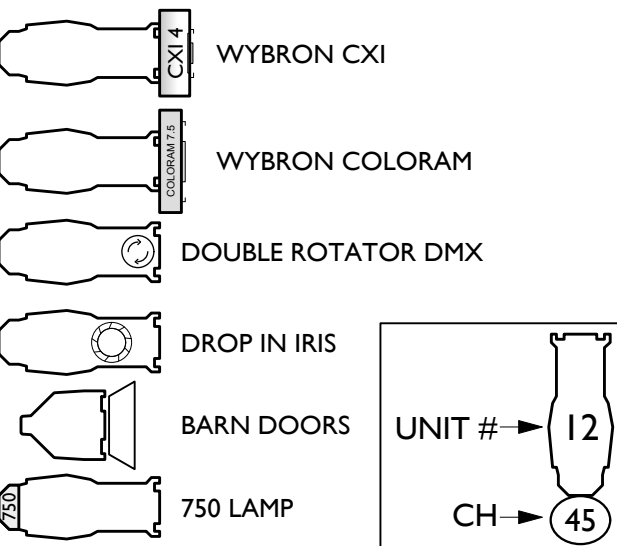
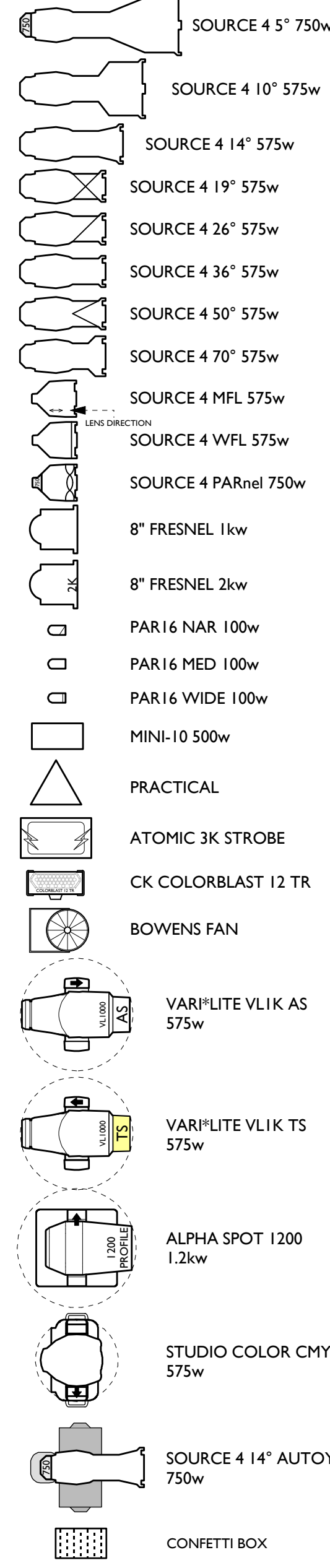
SUMMARY AND NOTES ON OVERHEAD ELECTRICS

POSITION NAME	PIPE LENGTH	ACT I TRIM	ACT II TRIM	HANG NOTES	GENERAL NOTES
1 ELECTRIC	40'-0"	+17'-7"	+18'-2"	MUST BE ON TRIMMABLE LINESSET	ALL CONVENTIONAL UNITS HUNG ON 12" VERTICAL SIDE ARMS. ZTEX ON UPSTAGE OF ELECTRIC.
2G ELECTRIC	17'-0"	SR: +14'-9" SL: +15'-1"	+16'-4"	ELECTRIC ON CHAIN MOTORS	ACT I PIPE IS HUNG AT DIAGONAL, LEVEL TRIM FOR ACT II. SIDEARMS AT END ARE 12", MIDDLE SIDE ARMS ARE 18"
3G ELECTRIC	17'-0"	SR: +13'-3" SL: +13'-5"	+16'-4"	ELECTRIC ON CHAIN MOTORS	ACT I PIPE IS HUNG AT DIAGONAL, LEVEL TRIM FOR ACT II. DOWNSTAGE SIDEARMS ARE 12", UPSTAGE SIDE ARMS ARE 18"
3 ELECTRIC LEFT/RIGHT	4'-3"	+16'-0"	NO CHANGE		SMALL PIPES LEFT AND RIGHT. DISCUSS RIGGING. OCEAN FLAPS PIPE LIGHTS MUST CLEAR TO FLY
4 ELECTRIC	28'-0"	+15'-7"	+17'-3"	MUST BE ON TRIMMABLE LINESSET	ALL CONVENTIONAL UNITS HUNG ON 12" VERTICAL SIDE ARMS (EXCEPT UNITS 1-4 AND 15-18)
5G ELECTRIC	18'-0"	SR: +12'-9" SL: +12'-11"	+16'-9"	ELECTRIC ON CHAIN MOTORS	ACT I PIPE IS HUNG AT DIAGONAL, LEVEL TRIM FOR ACT II. SIDEARMS ARE 12"
6 ELECTRIC	26'-0"	+16'-3"	+16'-10"	MUST BE ON TRIMMABLE LINESSET	UNITS 3 AND 16 ON 12" SIDEARMS. MUST CLEARLY FLY IN BETWEEN SIDE OCEAN FLAPS FOR MAINTENANCE.
7 ELECTRIC	25'-8"	+17'-5"	NO CHANGE	MUST BE ON TRIMMABLE LINESSET	MUST CLEARLY FLY IN BETWEEN SIDE OCEAN FLAPS FOR MAINTENANCE. ZTEX ON UPSTAGE SIDE OF ELECTRIC.
8 ELECTRIC	30'-0"	VARIOUS WORKING	UNUSED, AT OUT TRIM	MUST BE ON TRIMMABLE LINESSET	WILL FLY IN AND OUT A VISTA DURING SHOW. PIPE MUST BE 30' LONG TO KEEP WING CLEAR OF OBSTRUCTION.
9 ELECTRIC	48'-0"	+20'-3" FROM 7" DECK	NO CHANGE	MUST BE ON TRIMMABLE LINESSET	ALL CONVENTIONAL UNITS HUNG ON 12" VERTICAL SIDE ARMS. ZTEX ON UPSTAGE SIDE OF ELECTRIC.
10 ELECTRIC	48'-0"	+19'-8" FROM HS FLOOR	NO CHANGE	MUST BE ON TRIMMABLE LINESSET	
11 ELECTRIC	48'-0"	+19'-10" FROM HS FLOOR	NO CHANGE	MUST BE ON TRIMMABLE LINESSET	
OCEAN FLAPS PIPE L	13'-3"	UNUSED, AT OUT TRIM	+15'-7"		UNITS UNDERHUNG ON PIPE THAT IS ABOVE OCEAN FLAPS PIPE. FLIES IN AND OUT WITH THE SCENERY.
OCEAN FLAPS PIPE R	13'-3"	UNUSED, AT OUT TRIM	+15'-7"		UNITS UNDERHUNG ON PIPE THAT IS ABOVE OCEAN FLAPS PIPE. FLIES IN AND OUT WITH THE SCENERY.
DIAG PIPE L	10'-6"	+13'-3"	NO CHANGE		
DIAG PIPE R	10'-6"	+13'-3"	NO CHANGE		UNITS UNDERHUNG AND TOP HUNG ON A SINGLE PIPE. STROBE ON 18" VERTICAL SIDEARM

ATMOSPHERE SUMMARY

CH	TYPE	LOCAT	NOTES
276	LOOK SOLUTIONS VIPER SMOKE MACH	SL TRAP	MUST FIT IN TRAP, DMX CONTROLLED
277	LOOK SOLUTIONS VIPER SMOKE MACH	SR TRAP	MUST FIT IN TRAP, DMX CONTROLLED
278	LOOK SOLUTIONS VIPER SMOKE MACH	3 BOOM L, #5a OVRHNG @ +2'-6", US SIDE	DMX CONTROL
291	MDG ATMOSPHERE HAZER	SL JUMP	DMX CONTROL
292	MDG ATMOSPHERE HAZER	SR JUMP	DMX CONTROL. ACCOMPANIED BY JEM FAN.
295	AQUA FOGGER	SL WING	UL WITH HOSE TO BE SET BY CREW
N/A	LOOK SOLUTIONS POWER TINY	ACTOR PROP	MUST BE BATTERY POWERED AND HAVE A WIRELESS REMOTE. USED BY ACTORS ONSTAGE AND CREW OFFSTAGE. NEVER TRIGGERED FROM CONSOLE

KEY



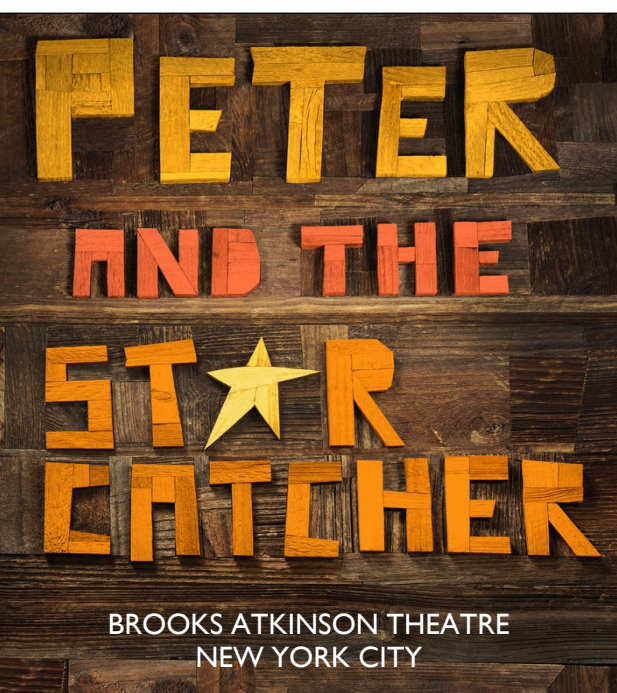
FINAL	5/2/12
UPDATES (8E9E)	2/27/12
UPDATES (FLYING STRIPS)	2/25/12
UPDATES (4E RESTORE)	2/22/12 PM
UPDATES (4E BARRELS...)	2/22/12
CUTS FOR DIMMERING	2/14/12
FIRST SUBMIT	2/10/12

THIS DRAWING REPRESENTS VISUAL CONCEPTS AND CONSTRUCTION SUGGESTIONS ONLY.

The Designer is not responsible for the structural or electrical appropriateness of this design, and will not assume responsibility for improper engineering, construction, handling, or use. All materials and construction must comply with the most stringent applicable Federal and Local Fire Safety, Energy, and Environmental Codes.

THIS DRAWING REPRESENTS A LIGHTING DESIGN THAT IS WHOLLY OWNED BY CORY PATTAK. ANY USE OR DISTRIBUTION OF THIS DRAWING OTHER THAN AS REQUIRED FOR PRODUCTIONS OF THE BROADWAY PRODUCTION OF PETER AND THE STAR CATCHER IS EXPRESSLY PROHIBITED AND A VIOLATION OF COPYRIGHT LAWS IN THE US AND INTERNATIONALLY. ANY UNAUTHORIZED DISTRIBUTION OF THIS DRAWING WILL BE PROSECUTED ON BEHALF OF THE DESIGNER. THIS DRAWING AND THE LIGHTING DESIGN ITALY, © 2012 JEFF CROITER. ALL RIGHTS RESERVED.

LD: #605



DIRECTOR: ALEX TIMBERS & ROGER REES
SCENIC DESIGN: DONAYLE WERLE
LIGHTING DESIGN: JEFF CROITER
ASSOCIATE LIGHTING DESIGN: JOEL SILVER
ASSISTANT LIGHTING DESIGN: CORY PATTAK
PRODUCTION ELECTRICIAN: BRIAN MCGARTY

OVERHEADS

SCALE: 1/2" = 1'-0"

DATE: 5/2/12

DRAWN: CP

PLATE
1
of 5

GENERAL NOTES:

- ALL UNITS ON 1'-6" CENTERS UNLESS NOTED.
- ALL TRIMS ARE FROM SHOW DECK TO CENTER OF PIPE
- ALL UPSTG/DNSTG DIMENSIONS MEASURED FROM 0'-0" (UPSTAGE EDGE OF SMOKE POCKET)
- STIFFEN ALL ELECTRIC PIPES
- PROVIDE SPARE CIRCUITS AND DMX IN EACH LOCATION.
- TOP HATS AND BARN DOORS AS NOTED IN LIGHTWRIGHT.
- HANG ALL UNITS ORIENTED AS DRAWN.
- PRE-ROTATE PAR LENSES AS SHOWN
- CXIS MUST BE SET FOR MIX MODE
- CXIS MUST BE ENABLED FOR FAN CONTROL AND TIMING CHANNEL
- SEE 'OVERHEAD ELECTRICS SUMMARY' FOR SPECIFICS NOTES ON ALL ELECS
- ALL SOURCE 4 10'S MUST BE DOUBLE CLUTCH
- ALL GOBOS MUST BE 'A' SIZE
- ALL LED STRIPS MUST MATCH COLORS
- PROVIDE EXTRA R-132, R-119, AND FROSTS AT FOCUS.