
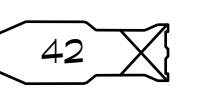
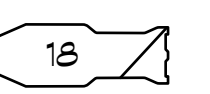

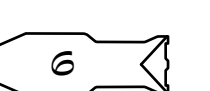



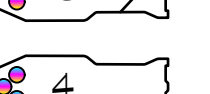
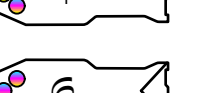



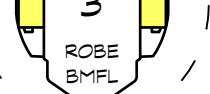









**KEY TO SYMBOLS**

-  14' ETC SOURCE 4 750w
-  19' ETC SOURCE 4 750w
-  26' ETC SOURCE 4 750w
-  36' ETC SOURCE 4 750w
-  50' ETC SOURCE 4 750w
-  14' ETC S4 LUSTR 161w
-  19' ETC S4 LUSTR 161w
-  26' ETC S4 LUSTR 161w
-  36' ETC S4 LUSTR 161w
-  50' ETC S4 LUSTR 161w
-  SOURCE 4 PAR VN5P 1750w
-  ROBE BML FOLLOWSPOT 1700w
-  VARI-LITE VL3600 PROFILE IP 1505w
-  MARTIN MAC ULTRA PERFORMANCE 1450w
-  GLP IMPRESSION XS 710w
-  GLP IMPRESSION XS COMPACT 300w
-  PRG ICON EDGE 470w
-  PRG SL WASH 340w
-  GLP IMPRESSION FRIO BAR 800w
-  ML PHOTON 200w
-  COLOR KINETICS COLORBLAST TRX 50w

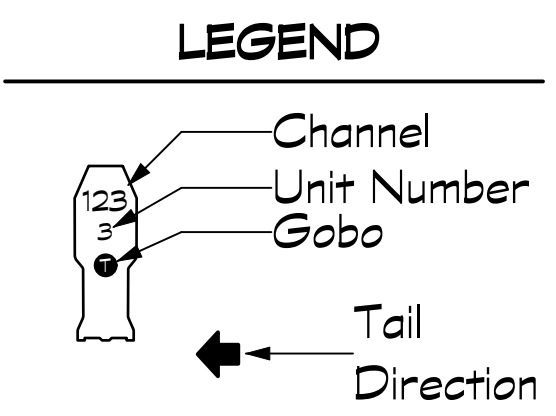
**GOODMAN THEATRE PRESENTS**

**THE WHO'S TOMMY**

DIRECTED BY  
DES MCANUFF  
SCENIC DESIGNER  
DAVID KORINS  
LIGHTING DESIGNER  
AMANDA ZIEVE  
ASSOCIATE LIGHTING DESIGNER  
BRANDON H ROSEN

**OVERHEAD**

SCALE: 1/2" = 1'-0" EXCEPT WHERE NOTED  
DATE: 06/15/2023  
DRAWN BY: BHR  
PLATE NO. 1 OF 11





- NOTES**
- Hang all units on 18" centers unless noted.
  - Refer to hook up for all mode, color, template, barn door and top hat information.
  - No substitutions without designers approval.
  - Please have the hazer setup for focus.
  - Please have all color and templates dropped prior to focus.
  - All trims are to house deck, unless otherwise specified.

This drawing represents design intent and concept.  
The designer and assistant designers are responsible for visual aspects of the production only, and all specifications provided relate solely to the appearance of the lighting and not to matters of electrical or structural soundness and/or safety. The implementation of this design must comply with the most stringent applicable federal and local safety and fire codes. The designer is not qualified to determine electrical or structural appropriateness of the design and will not assume responsibility for damages resulting through improper engineering and/or implementation in the handling of the elements of the lighting design. The designer agrees to make prompt correcting alterations to any specification found to be incompatible with proper safety precautions.

- 31'-0" 47
- 31'-1" 46 BLACKOUT 5-8' DS
- 30'-5" 45
- 29'-9" 44 LED WALL
- 29'-1" 43 BLACKOUT 4
- 28'-5" 42 5E TAILDOWN
- 27'-9" 41
- 27'-1" 40
- 26'-5" 39
- 25'-9" 38 4E WALL
- 25'-1" 37
- 24'-5" 36 3 ELECTRIC - C DS 2'
- 23'-9" 35 3 ELECTRIC - B
- 23'-1" 34 3 ELECTRIC - A
- 22'-5" 33
- 21'-9" 32 SCRIM PANEL 3
- 21'-1" 31 BLACKOUT 3
- 20'-5" 30
- 19'-9" 29 PORTAL 3 LEGS
- 19'-1" 28 PORTAL 3 BORDER
- 18'-5" 27
- 17'-10" 26 LIGHT BARS 4
- 17'-2" 25 LIGHT BAR 3
- 16'-5" 24
- 15'-9" 23 2 ELECTRIC - C US 3'
- 15'-1" 22 2 ELECTRIC - B
- 14'-5" 21 2 ELECTRIC - A
- 13'-9" 20 BLACKOUT 2
- 13'-1" 19 AERIAL RIG
- 12'-5" 18 HEAD - US 8'
- 11'-9" 17 7 SCRIM - US 6'
- 11'-1" 16 LEGS 2B - DS 4'
- 10'-5" 15
- 9'-9" 14 LIGHT BARS 2
- 9'-1" 13 LIGHT BARS 1B
- 8'-5" 12 LIGHT BAR 1A
- 7'-9" 11 SCRIM PANEL 2
- 7'-1" 10 SCRIM PANEL 1
- 6'-5" 9 LEGS 1 - DS 4'
- 5'-9" 8 BLACKOUT 1
- 5'-1" 7 1 ELECTRIC - C
- 4'-5" 6
- 3'-9" 5 1 ELECTRIC - B US 3'
- 3'-1" 4 1 ELECTRIC - A
- 2'-5" 3 SCRIM
- 1'-9" 2
- 1'-1" 1 PORTAL 1

**NOTE:**  
YELLOW HIGHLIGHT ON SCHEDULE INDICATE LINESETS THAT DO NOT MATCH IDEAL LOCATION. PLEASE KICK IN INDICATED DIRECTION.

5E FIXTURES TO HANG ON 20'-0" TAILDOWN

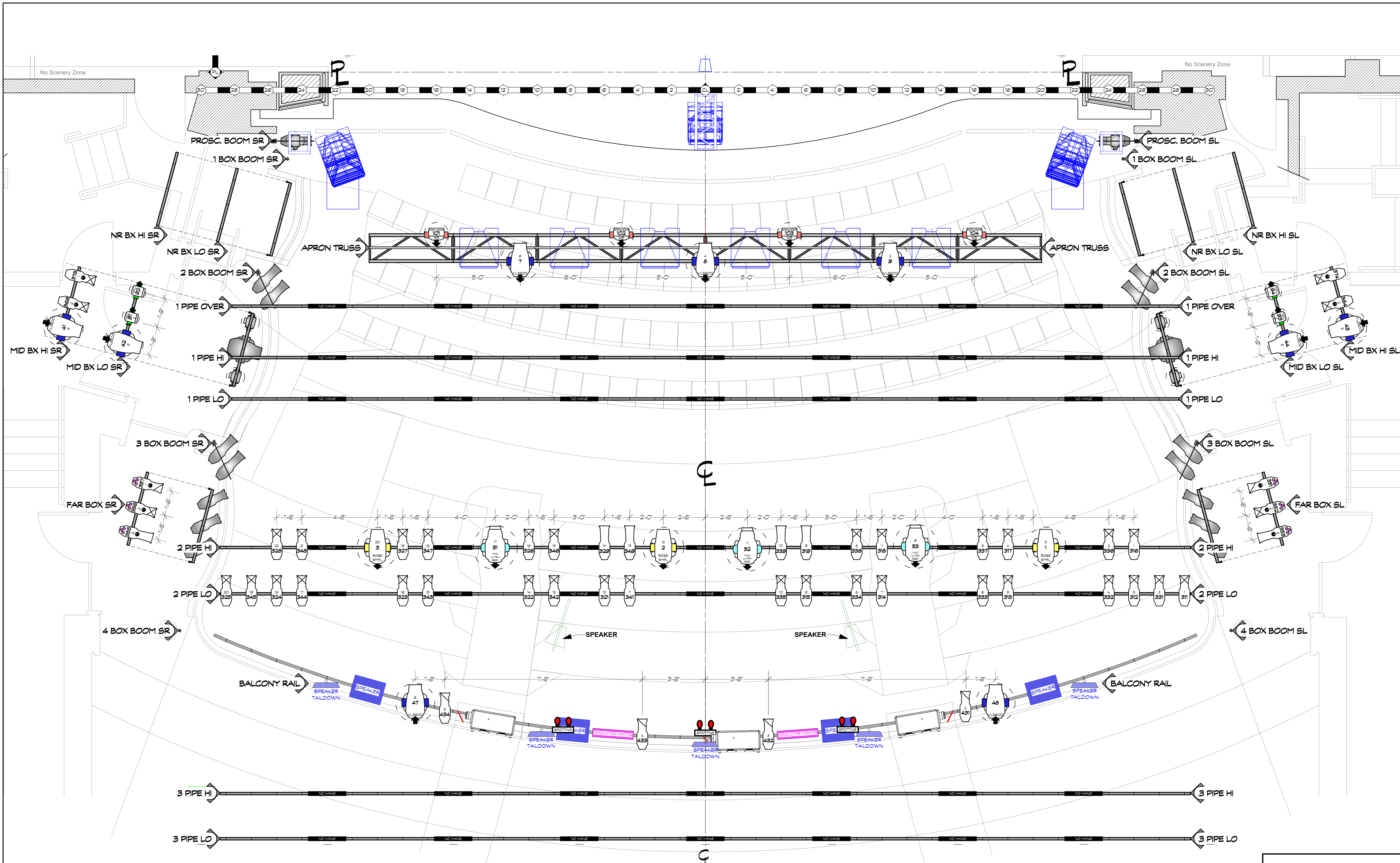


30" SEWER TRAP

Boom to swivel for clearance

Boom to swivel for clearance

Boom to swivel for clearance



**KEY TO SYMBOLS**

	14' ETC SOURCE 4 750w
	19' ETC SOURCE 4 750w
	26' ETC SOURCE 4 750w
	36' ETC SOURCE 4 750w
	50' ETC SOURCE 4 750w
	14' ETC S4 LUSTR 161w
	19' ETC S4 LUSTR 161w
	26' ETC S4 LUSTR 161w
	36' ETC S4 LUSTR 161w
	50' ETC S4 LUSTR 161w
	SOURCE 4 PAR VNSP 1750w
	ROBE BML FOLLOWSPOT 1700w
	VARI-LITE VL3600 PROFILE IP 1505w
	MARTIN MAC ULTRA PERFORMANCE 1450w
	GLP IMPRESSION XS 710w
	GLP IMPRESSION XS COMPACT 300w
	PRG ICON EDGE 470w
	PRG SL WASH 340w
	GLP IMPRESSION PRIO BAR 800w
	ML PHOTON 200w
	COLOR KINETICS COLORBLAST TRX 50w

**THEATRE GOODMAN PRESENTS**



DIRECTED BY  
DES MCANUFF  
SCENIC DESIGNER  
DAVID KORINS  
LIGHTING DESIGNER  
AMANDA ZIEVE  
ASSOCIATE LIGHTING DESIGNER  
BRANDON H ROSEN

**FOH PLAN**

SCALE: 3/8" = 1'-0" EXCEPT WHERE NOTED  
DATE: 06/15/2023  
DRAWN BY: BHR  
PLATE NO. 2 OF 11

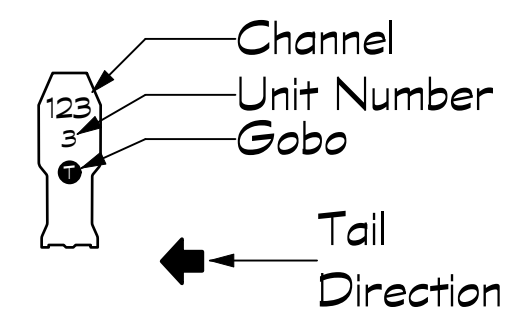
**NOTES**

- Hang all units on 18" centers unless noted.
- Refer to hook up for all mode, color, template, barn door and top hat information.
- No substitutions without designers approval.
- Please have the hazer setup for focus.
- Please have all color and templates dropped prior to focus.
- All trims are to house deck, unless otherwise specified.

This drawing represents design intent and concept.

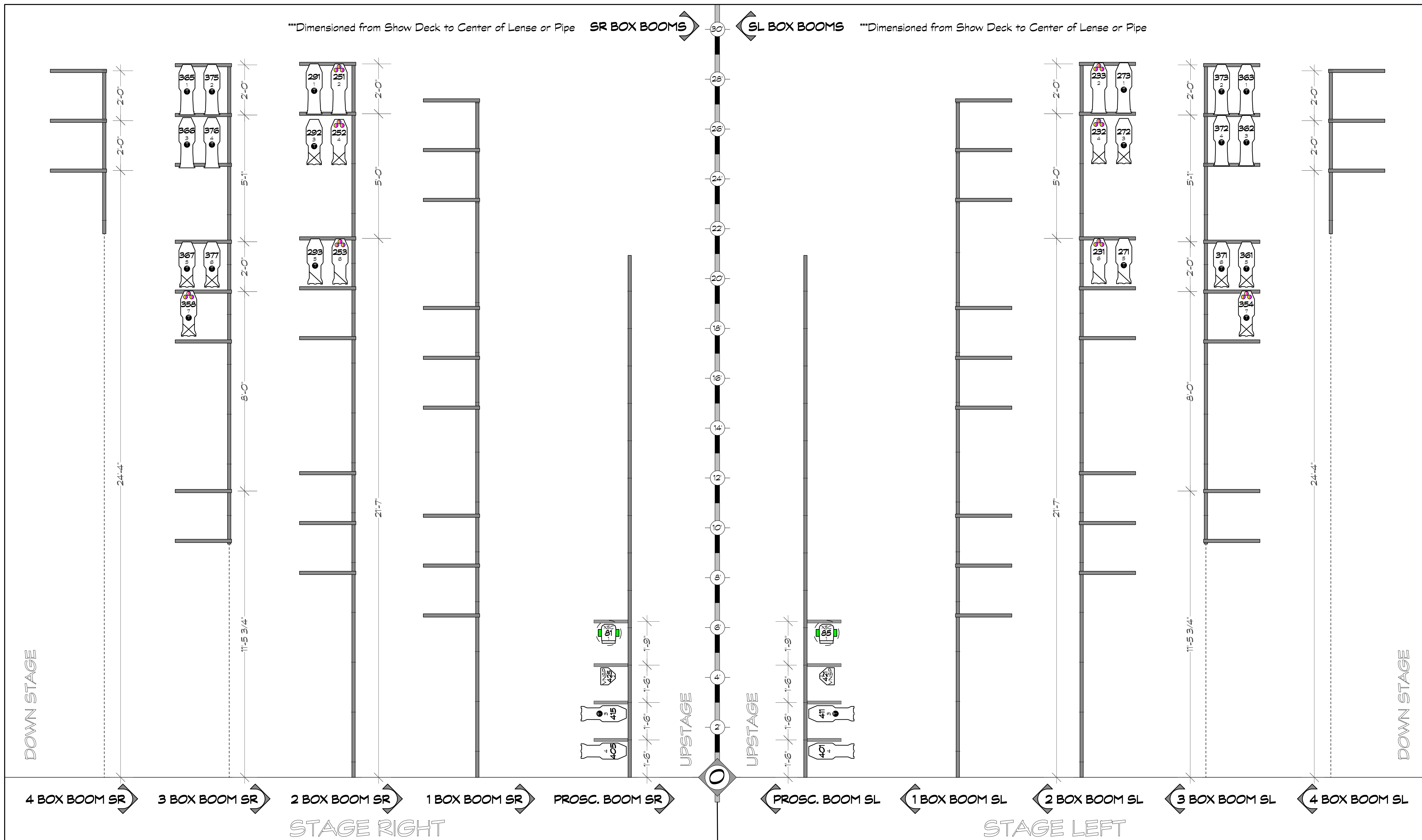
The designer and assistant designers are responsible for visual aspects of the production only, and all specifications provided relate solely to the appearance of the lighting and not to matters of electrical or structural soundness and/or safety. The implementation of this design must comply with the most stringent applicable federal and local safety and fire codes. The designer is not qualified to determine electrical or structural appropriateness of the design and will not assume responsibility for damages resulting through improper engineering and/or implementation in the handling of the elements of the lighting design. The designer agrees to make prompt correcting alterations to any specification found to be incompatible with proper safety precautions.

**LEGEND**



# FOH BOX BOOM DETAIL

\*\*Dimensioned from Show Deck to Center of Lense or Pipe SR BOX BOOMS      (SL BOX BOOMS)      \*\*\*Dimensioned from Show Deck to Center of Lense or Pipe

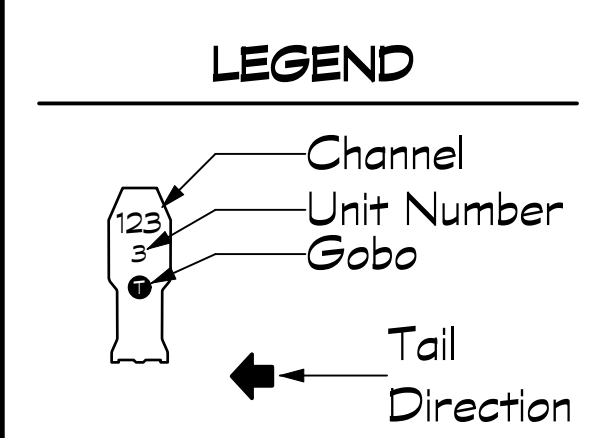


## KEY TO SYMBOLS

	14' ETC SOURCE 4 750w
	19' ETC SOURCE 4 750w
	26' ETC SOURCE 4 750w
	36' ETC SOURCE 4 750w
	50' ETC SOURCE 4 750w
	14' ETC S4 LUSTR 181w
	19' ETC S4 LUSTR 181w
	26' ETC S4 LUSTR 181w
	36' ETC S4 LUSTR 181w
	50' ETC S4 LUSTR 181w
	SOURCE 4 PAR VN5P 1750w
	ROBE BML FOLLOWSPOT 1700w
	VARI-LITE VL3600 PROFILE IP 1505w
	MARTIN MAC ULTRA PERFORMANCE 1450w
	GLP IMPRESSION XS 710w
	GLP IMPRESSION XS COMPACT 300w
	PRG ICON EDGE 470w
	PRG 5L WASH 340w
	GLP IMPRESSION PRIO BAR 800w
	ML PHOTON 200w
	COLOR KINETICS COLORBLAST TRX 50w

THEATRE  
**GOODMAN**  
PRESENTS

SEE ME  
THE WHO'S  
**TOMMY**



DIRECTED BY  
DES MCANUFF  
SCENIC DESIGNER  
DAVID KORINS  
LIGHTING DESIGNER  
AMANDA ZIEVE  
ASSOCIATE LIGHTING DESIGNER  
BRANDON H ROSEN


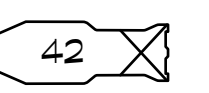
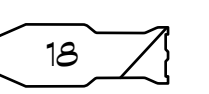

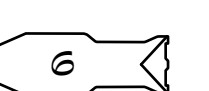



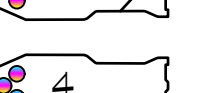
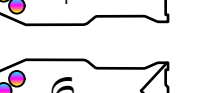
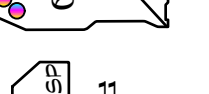


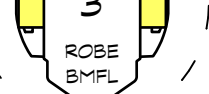







- ### NOTES
- Hang all units on 18" centers unless noted.
  - Refer to hook up for all mode, color, template, barn door and top hat information.
  - No substitutions without designers approval.
  - Please have the hazer setup for focus.
  - Please have all color and templates dropped prior to focus.
  - All trims are to house deck, unless otherwise specified.

This drawing represents design intent and concept.  
The designer and assistant designers are responsible for visual aspects of the production only, and all specifications provided relate solely to the appearance of the lighting and not to matters of electrical or structural soundness and/or safety. The implementation of this design must comply with the most stringent applicable federal and local safety and fire codes. The designer is not qualified to determine electrical or structural appropriateness of the design and will not assume responsibility for damages resulting through improper engineering and/or implementation in the handling of the elements of the lighting design. The designer agrees to make prompt correcting alterations to any specification found to be incompatible with proper safety precautions.

### BOX BOOMS

SCALE: 1/2" = 1'-0" EXCEPT WHERE NOTED  
DATE: 06/15/2023  
DRAWN BY: BHR  
PLATE NO. 3 OF 11

**KEY TO SYMBOLS**

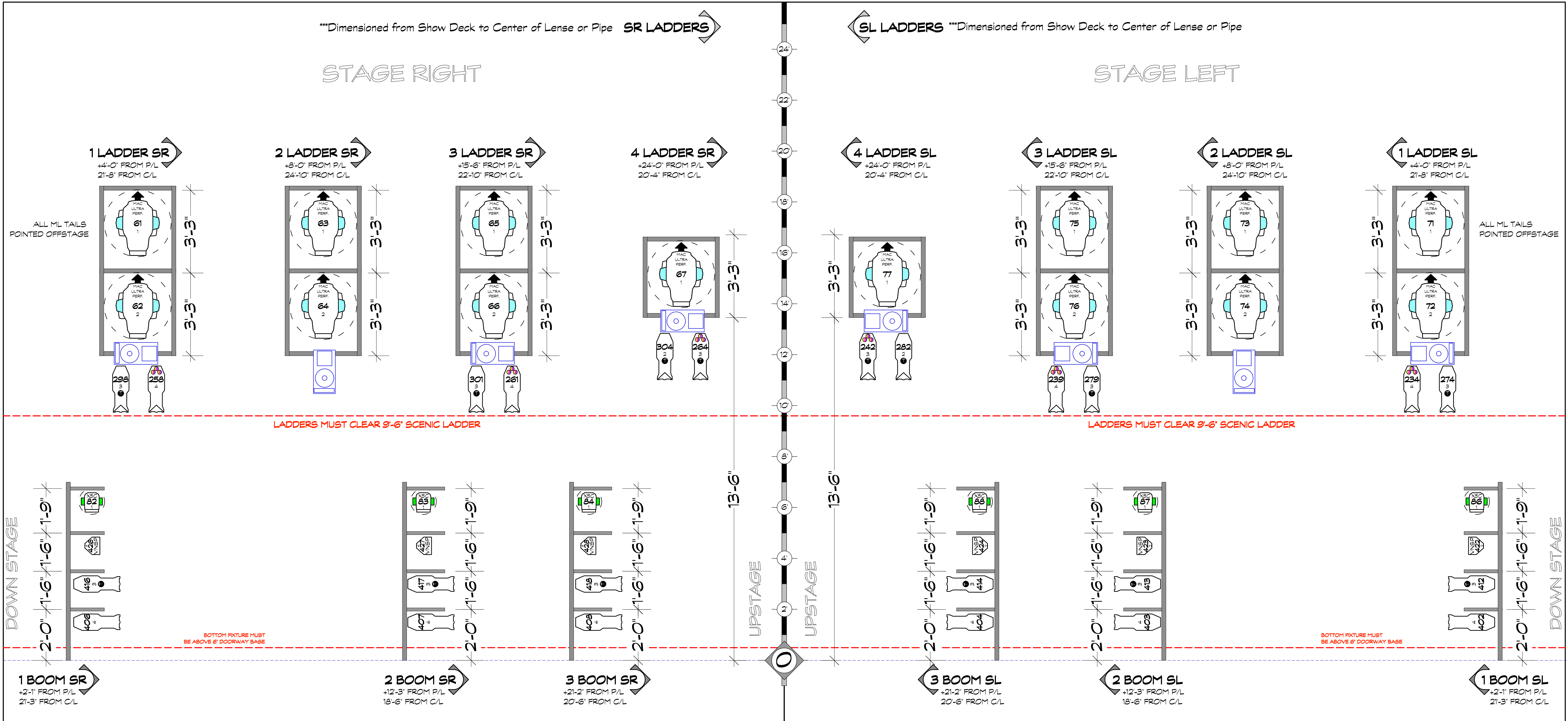
-  14' ETC SOURCE 4  
750w
-  42' ETC SOURCE 4  
750w
-  18' ETC SOURCE 4  
750w
-  36' ETC SOURCE 4  
750w
-  50' ETC SOURCE 4  
750w
-  14' ETC S4 LUSTR  
181w
-  19' ETC S4 LUSTR  
181w
-  26' ETC S4 LUSTR  
181w
-  36' ETC S4 LUSTR  
181w
-  50' ETC S4 LUSTR  
181w
-  SOURCE 4 PAR VN5P  
1750w
-  ROBE BMFL FOLLOWSPOT  
1700w
-  VARI-LITE VL3600 PROFILE IP  
1505w
-  MARTIN MAC ULTRA PERFORMANCE  
1450w
-  GLP IMPRESSION XS  
710w
-  GLP IMPRESSION XS COMPACT  
300w
-  PRG ICON EDGE  
470w
-  PRG SL WASH  
340w
-  GLP IMPRESSION PRIO BAR  
800w
-  ML PHOTON  
200w
-  COLOR KINETICS COLORBLAST TRX  
50w

\*\*\*Dimensioned from Show Deck to Center of Lense or Pipe **SR LADDERS**

**SL LADDERS** \*\*\*Dimensioned from Show Deck to Center of Lense or Pipe

**STAGE RIGHT**

**STAGE LEFT**



LADDERS MUST CLEAR 9'-6" SCENIC LADDER

LADDERS MUST CLEAR 9'-6" SCENIC LADDER

BOTTOM FIXTURE MUST BE ABOVE 6" DOORWAY BASE

BOTTOM FIXTURE MUST BE ABOVE 6" DOORWAY BASE

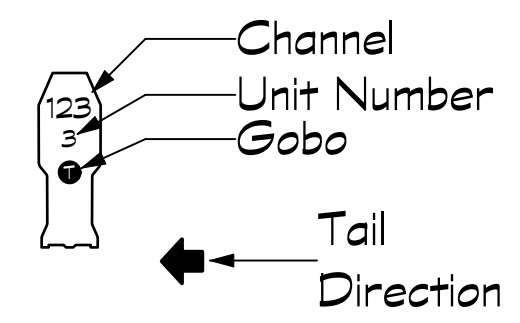
**NOTES**

- Hang all units on 18" centers unless noted.
- Refer to hook up for all mode, color, template, barn door and top hat information.
- No substitutions without designers approval.
- Please have the hazer setup for focus.
- Please have all color and templates dropped prior to focus.
- All trims are to house deck, unless otherwise specified.

This drawing represents design intent and concept.

The designer and assistant designers are responsible for visual aspects of the production only, and all specifications provided relate solely to the appearance of the lighting and not to matters of electrical or structural soundness and/or safety. The implementation of this design must comply with the most stringent applicable federal and local safety and fire codes. The designer is not qualified to determine electrical or structural appropriateness of the design and will not assume responsibility for damages resulting through improper engineering and/or implementation in the handling of the elements of the lighting design. The designer agrees to make prompt correcting alterations to any specification found to be incompatible with proper safety precautions.

**LEGEND**



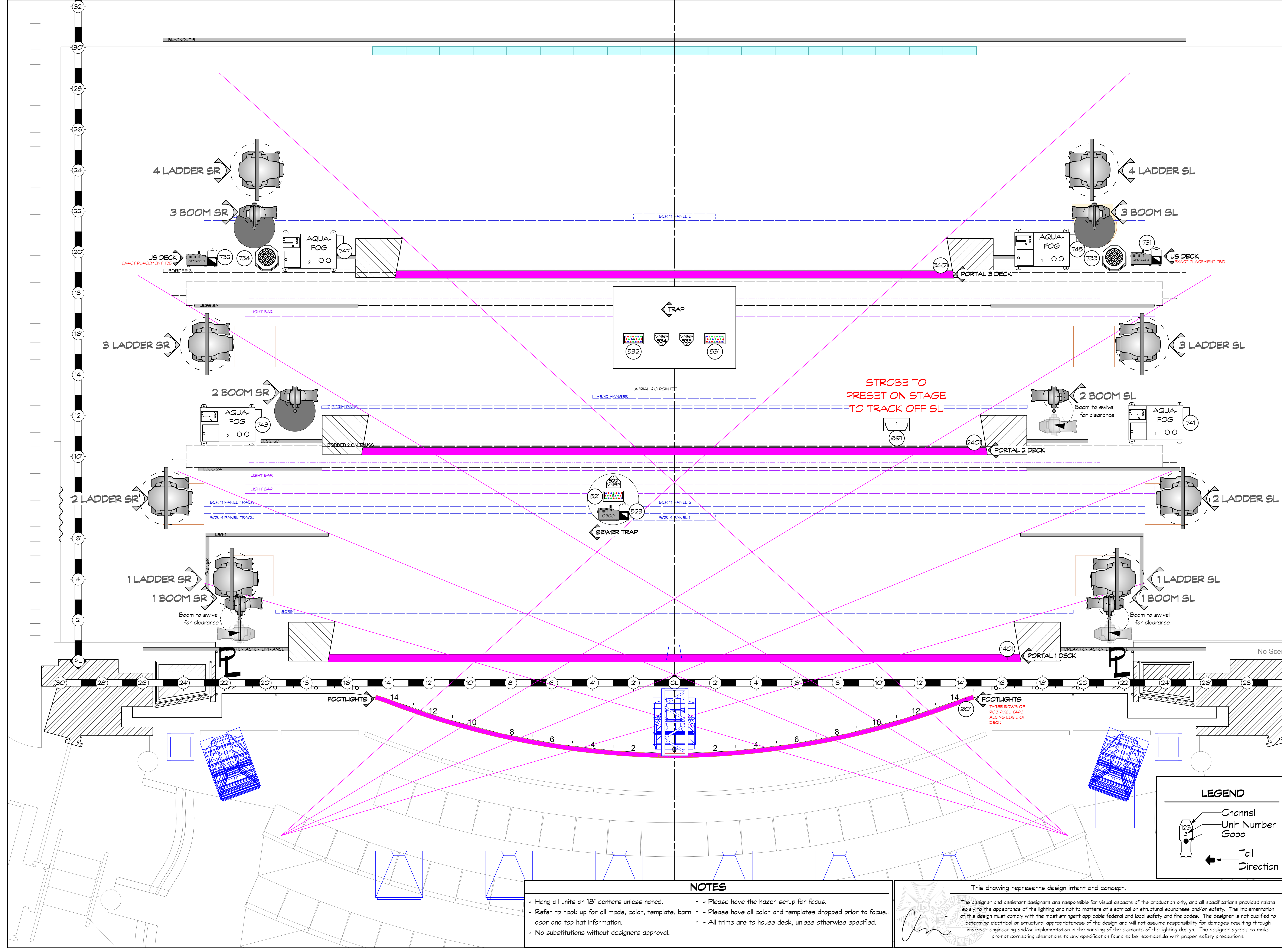
**THEATRE GOODMAN PRESENTS**



DIRECTED BY  
DES MCANUFF  
SCENIC DESIGNER  
DAVID KORINS  
LIGHTING DESIGNER  
AMANDA ZIEVE  
ASSOCIATE LIGHTING DESIGNER  
BRANDON H ROSEN

**BOOMS & LADDERS**

SCALE: 1/2" = 1'-0" EXCEPT WHERE NOTED  
DATE: 06/15/2023  
DRAWN BY: BHR  
PLATE NO. 4 OF 11



**KEY TO SYMBOLS**

	14' ETC SOURCE 4 750w
	19' ETC SOURCE 4 750w
	26' ETC SOURCE 4 750w
	36' ETC SOURCE 4 750w
	50' ETC SOURCE 4 750w
	14' ETC S4 LUSTR 181w
	19' ETC S4 LUSTR 181w
	26' ETC S4 LUSTR 181w
	36' ETC S4 LUSTR 181w
	50' ETC S4 LUSTR 181w
	SOURCE 4 PAR VNSP 1750w
	ROBE BML FOLLOWSPOT 1700w
	VARI-LITE VL3600 PROFILE IP 1505w
	MARTIN MAC ULTRA PERFORMANCE 1450w
	GLP IMPRESSION XS 710w
	GLP IMPRESSION XS COMPACT 300w
	PRG ICON EDGE 470w
	PRG SL WASH 340w
	GLP IMPRESSION PRIO BAR 800w
	ML PHOTON 200w
	COLOR KINETICS COLORBLAST TRX 50w

THEATRE  
**GOODMAN**  
PRESENTS



DIRECTED BY  
DES MCANUFF

SCENIC DESIGNER  
DAVID KORINS

LIGHTING DESIGNER  
AMANDA ZIEVE

ASSOCIATE LIGHTING DESIGNER  
BRANDON H ROSEN

**DECK PLAN**

SCALE: 1/2" = 1'-0" EXCEPT WHERE NOTED

DATE: 06/15/2023

DRAWN BY: BHR

PLATE NO.  
**5**  
OF 11

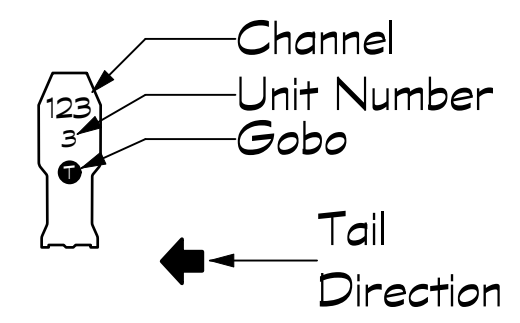
**NOTES**

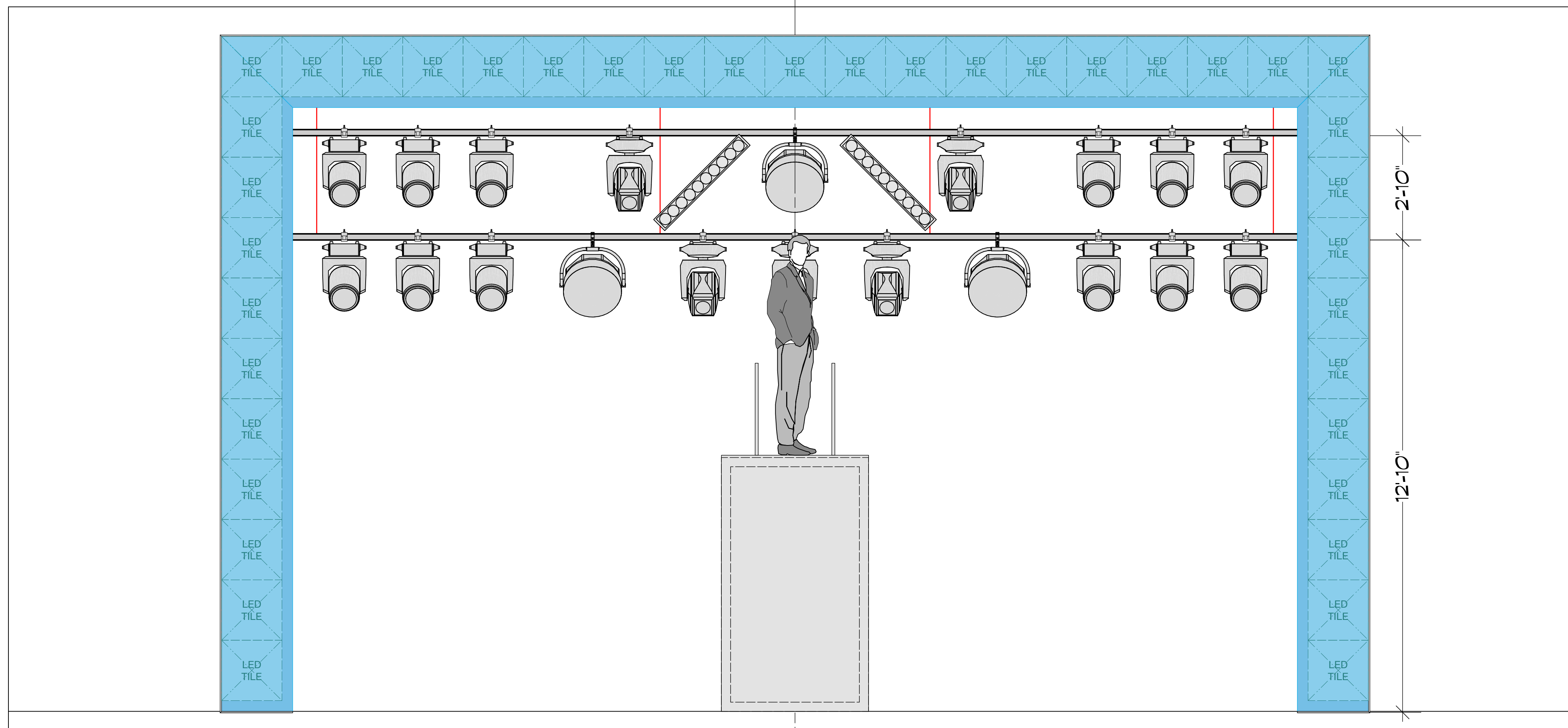
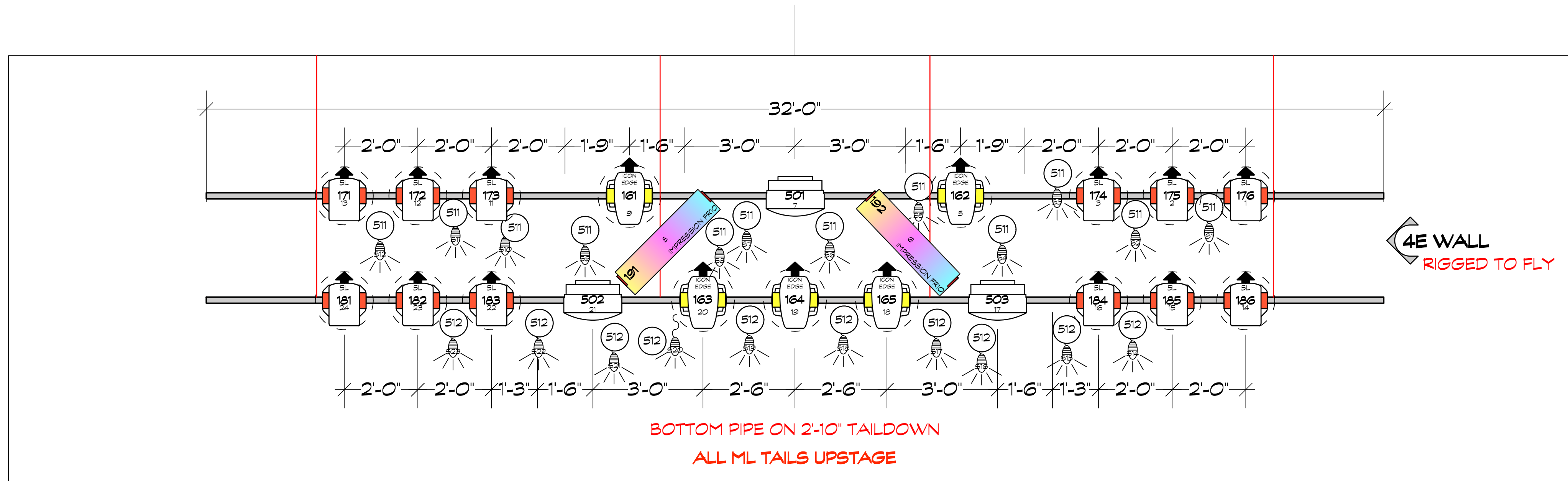
- Hang all units on 18" centers unless noted.
- Refer to hook up for all mode, color, template, barn door and top hat information.
- No substitutions without designers approval.
- Please have the hazer setup for focus.
- Please have all color and templates dropped prior to focus.
- All trims are to house deck, unless otherwise specified.

This drawing represents design intent and concept.

The designer and assistant designers are responsible for visual aspects of the production only, and all specifications provided relate solely to the appearance of the lighting and not to matters of electrical or structural soundness and/or safety. The implementation of this design must comply with the most stringent applicable federal and local safety and fire codes. The designer is not qualified to determine electrical or structural appropriateness of the design and will not assume responsibility for damages resulting through improper engineering and/or implementation in the handling of the elements of the lighting design. The designer agrees to make prompt correcting alterations to any specification found to be incompatible with proper safety precautions.

**LEGEND**





**KEY TO SYMBOLS**

	14' ETC SOURCE 4 750w
	19' ETC SOURCE 4 750w
	26' ETC SOURCE 4 750w
	36' ETC SOURCE 4 750w
	50' ETC SOURCE 4 750w
	14' ETC S4 LUSTR 181w
	19' ETC S4 LUSTR 181w
	26' ETC S4 LUSTR 181w
	36' ETC S4 LUSTR 181w
	50' ETC S4 LUSTR 181w
	SOURCE 4 PAR VN5P 1750w
	ROBE BML FOLLOWSPOT 1700w
	VARI-LITE VL3600 PROFILE IP 1505w
	MARTIN MAC ULTRA PERFORMANCE 1450w
	GLP IMPRESSION XS 710w
	GLP IMPRESSION XS COMPACT 300w
	PRG ICON EDGE 470w
	PRG 5L WASH 340w
	GLP IMPRESSION PRIO FRIO BAR 800w
	ML PHOTON 200w
	COLOR KINETICS COLORBLAST TRX 50w

**THEATRE GOODMAN PRESENTS**



DIRECTED BY  
DES MCANUFF

SCENIC DESIGNER  
DAVID KORINS

LIGHTING DESIGNER  
AMANDA ZIEVE

ASSOCIATE LIGHTING DESIGNER  
BRANDON H ROSEN

**ROCK WALL DETAIL**

SCALE: 3/4" = 1'-0" EXCEPT WHERE NOTED

DATE: 06/15/2023

DRAWN BY: BHR

PLATE NO. 6 OF 11

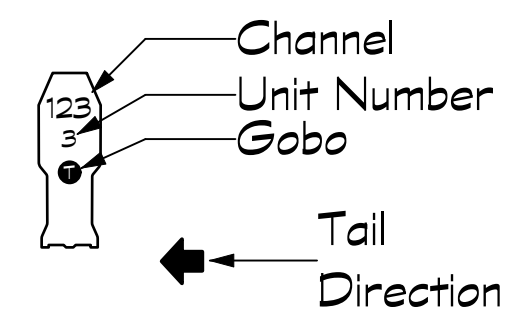
**NOTES**

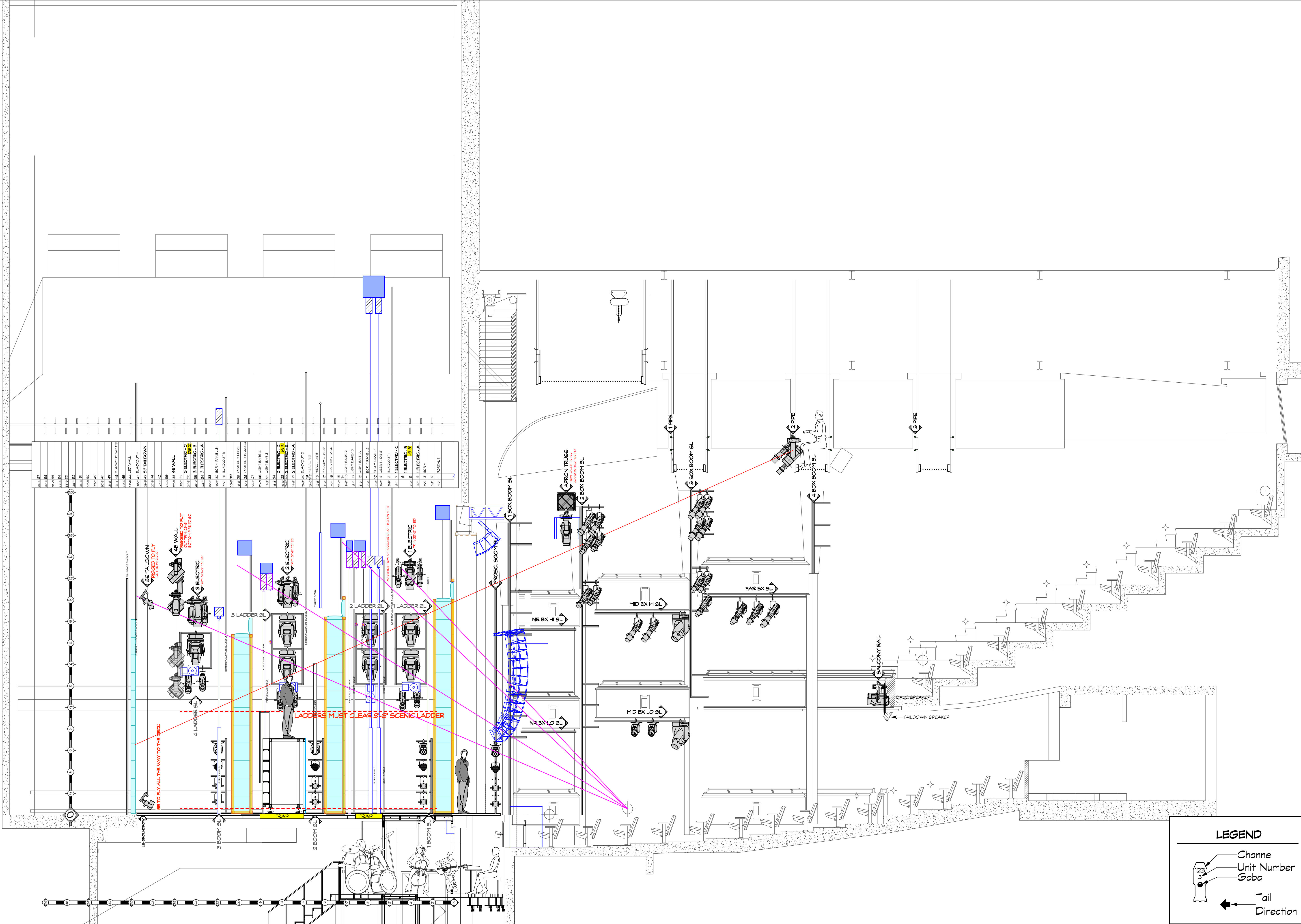
- Hang all units on 18" centers unless noted.
- Please have the hazer setup for focus.
- Refer to hook up for all mode, color, template, barn door and top hat information.
- Please have all color and templates dropped prior to focus.
- No substitutions without designers approval.
- All trims are to house deck, unless otherwise specified.

This drawing represents design intent and concept.

The designer and assistant designers are responsible for visual aspects of the production only, and all specifications provided relate solely to the appearance of the lighting and not to matters of electrical or structural soundness and/or safety. The implementation of this design must comply with the most stringent applicable federal and local safety and fire codes. The designer is not qualified to determine electrical or structural appropriateness of the design and will not assume responsibility for damages resulting through improper engineering and/or implementation in the handling of the elements of the lighting design. The designer agrees to make prompt correcting alterations to any specification found to be incompatible with proper safety precautions.

**LEGEND**





**KEY TO SYMBOLS**

	14' ETC SOURCE 4 750w
	19' ETC SOURCE 4 750w
	26' ETC SOURCE 4 750w
	36' ETC SOURCE 4 750w
	50' ETC SOURCE 4 750w
	14' ETC S4 LUSTR 181w
	19' ETC S4 LUSTR 181w
	26' ETC S4 LUSTR 181w
	36' ETC S4 LUSTR 181w
	50' ETC S4 LUSTR 181w
	SOURCE 4 PAR VNSP 1750w
	ROBE BML FOLLOWSPOT 1700w
	VARI-LITE VL3600 PROFILE IP 1505w
	MARTIN MAC ULTRA PERFORMANCE 1450w
	GLP IMPRESSION X5 710w
	GLP IMPRESSION X5 COMPACT 300w
	PRG ICON EDGE 470w
	PRG 5L WASH 340w
	GLP IMPRESSION PRIO 800w
	ML PHOTON 200w
	COLOR KINETICS COLORBLAST TRX 50w

**GOODMAN THEATRE PRESENTS**



DIRECTED BY  
DES MCANUFF  
SCENIC DESIGNER  
DAVID KORINS  
LIGHTING DESIGNER  
AMANDA ZIEVE  
ASSOCIATE LIGHTING DESIGNER  
BRANDON H ROSEN

**1/4" SECTION**

SCALE: 1/4" = 1'-0" EXCEPT WHERE NOTED  
DATE: 06/15/2023  
DRAWN BY: BHR  
PLATE NO. 7 OF 11

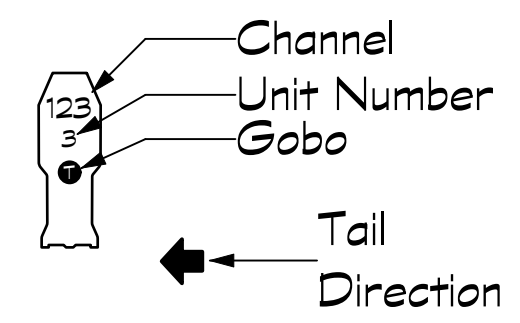
**NOTES**

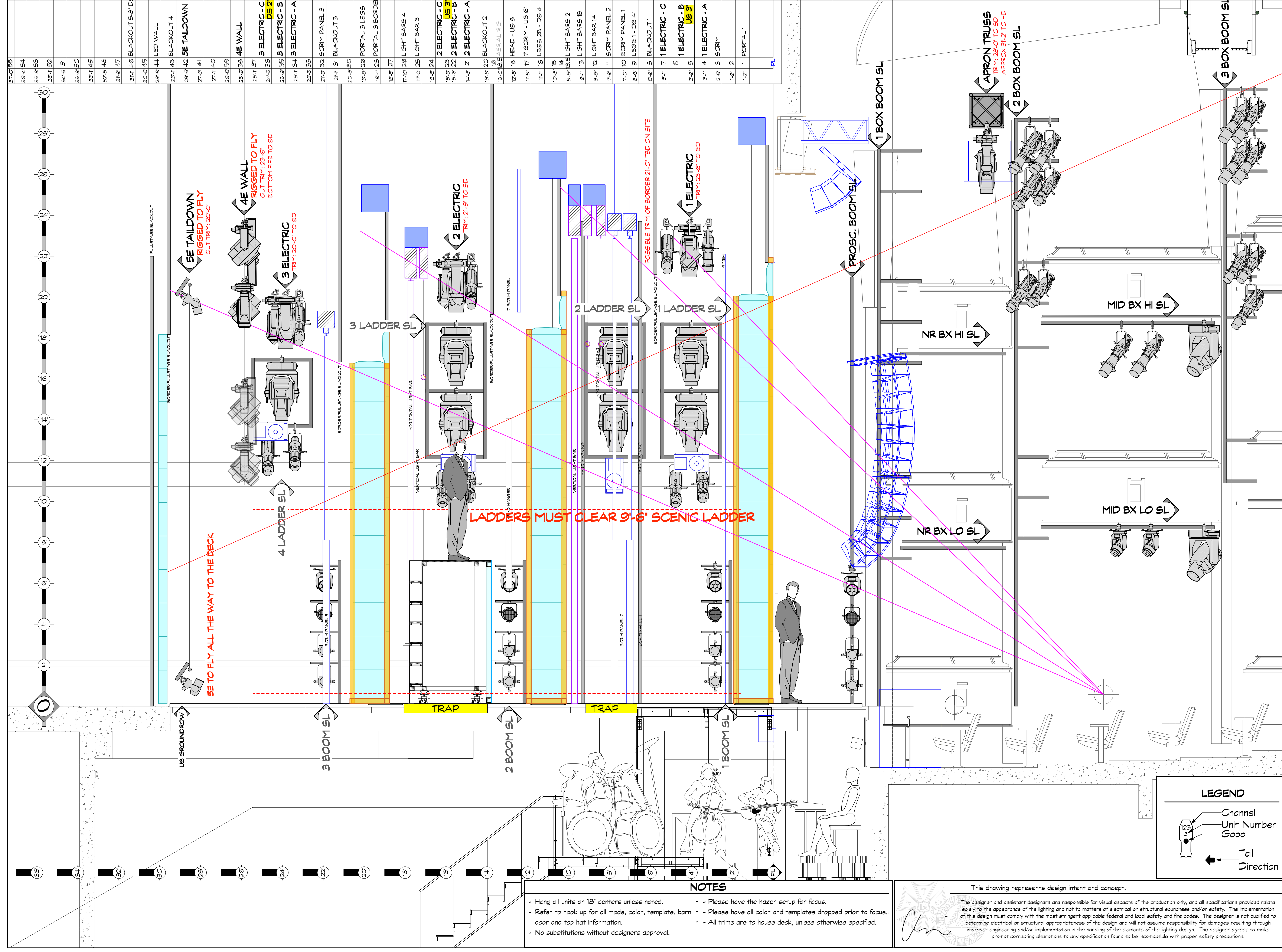
- Hang all units on 18" centers unless noted.
- Refer to hook up for all mode, color, template, barn door and top hat information.
- No substitutions without designers approval.
- Please have the hazer setup for focus.
- Please have all color and templates dropped prior to focus.
- All trims are to house deck, unless otherwise specified.

This drawing represents design intent and concept.

The designer and assistant designers are responsible for visual aspects of the production only, and all specifications provided relate solely to the appearance of the lighting and not to matters of electrical or structural soundness and/or safety. The implementation of this design must comply with the most stringent applicable federal and local safety and fire codes. The designer is not qualified to determine electrical or structural appropriateness of the design and will not assume responsibility for damages resulting through improper engineering and/or implementation in the handling of the elements of the lighting design. The designer agrees to make prompt correcting alterations to any specification found to be incompatible with proper safety precautions.

**LEGEND**





KEY TO SYMBOLS	
14	14" ETC SOURCE 4 750w
42	18" ETC SOURCE 4 750w
18	26" ETC SOURCE 4 750w
35	36" ETC SOURCE 4 750w
6	50" ETC SOURCE 4 750w
4	14" ETC S4 LUSTR 161w
6	18" ETC S4 LUSTR 161w
16	26" ETC S4 LUSTR 161w
4	36" ETC S4 LUSTR 161w
6	50" ETC S4 LUSTR 161w
11	SOURCE 4 PAR VN5P 1750w
3	ROBE BML FOLLOWSPOT 1700w
26	VARI-LITE VL3600 PROFILE IP 1505w
17	MARTIN MAC ULTRA PERFORMANCE 1450w
22	GLP IMPRESSION X5 710w
12	GLP IMPRESSION X5 COMPACT 300w
17	PRG ICON EDGE 470w
12	PRG SL WASH 340w
11	GLP IMPRESSION PRIO BAR 800w
3	ML PHOTON 200w
3	COLOR KINETICS COLORBLAST TRX 50w

THEATRE  
**GOODMAN**  
PRESENTS

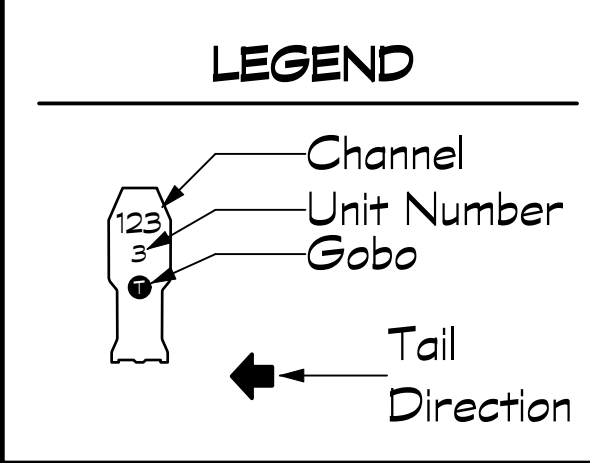


DIRECTED BY  
DES MCANUFF  
SCENIC DESIGNER  
DAVID KORINS  
LIGHTING DESIGNER  
AMANDA ZIEVE  
ASSOCIATE LIGHTING DESIGNER  
BRANDON H ROSEN

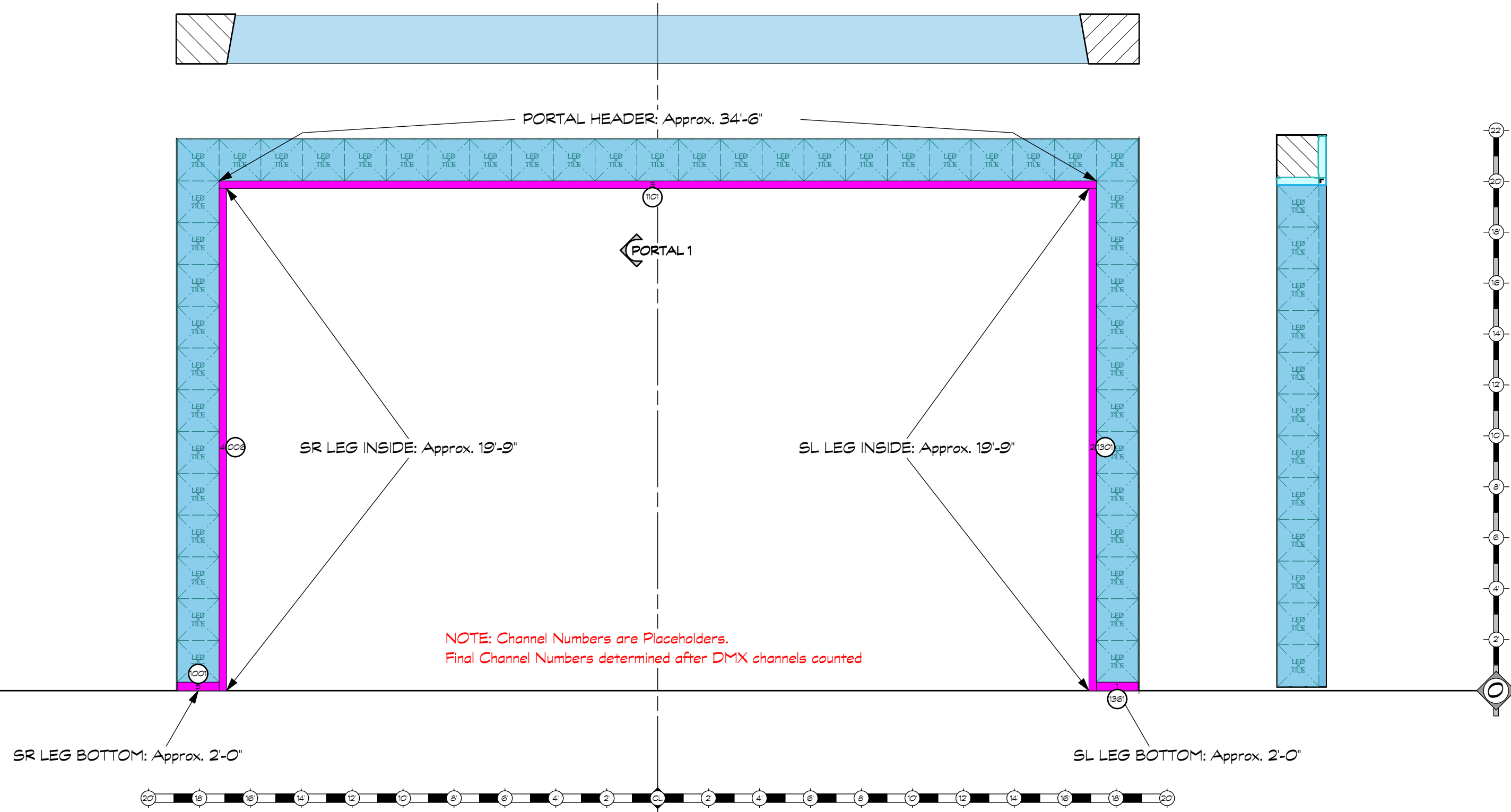
**1/2" SECTION**  
SCALE: 1/2" = 1'-0" EXCEPT WHERE NOTED  
DATE: 06/15/2023  
DRAWN BY: BHR  
PLATE NO. 8 OF 11

- NOTES**
- Hang all units on 18" centers unless noted.
  - Refer to hook up for all mode, color, template, barn door and top hat information.
  - No substitutions without designers approval.
  - Please have the hazer setup for focus.
  - Please have all color and templates dropped prior to focus.
  - All trims are to house deck, unless otherwise specified.

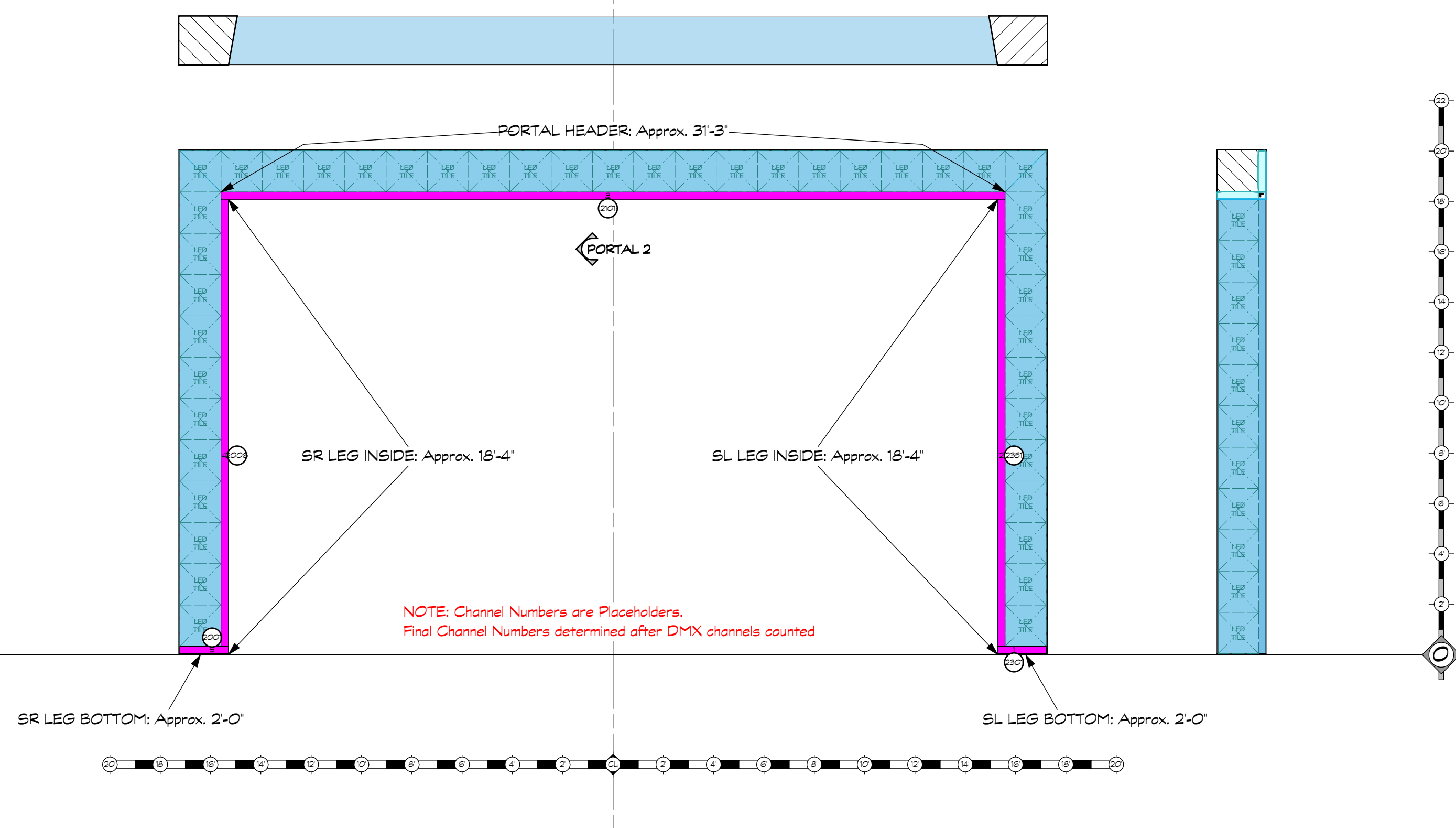
This drawing represents design intent and concept.  
The designer and assistant designers are responsible for visual aspects of the production only, and all specifications provided relate solely to the appearance of the lighting and not to matters of electrical or structural soundness and/or safety. The implementation of this design must comply with the most stringent applicable federal and local safety and fire codes. The designer is not qualified to determine electrical or structural appropriateness of the design and will not assume responsibility for damages resulting through improper engineering and/or implementation in the handling of the elements of the lighting design. The designer agrees to make prompt correcting alterations to any specification found to be incompatible with proper safety precautions.



# PORTAL 1

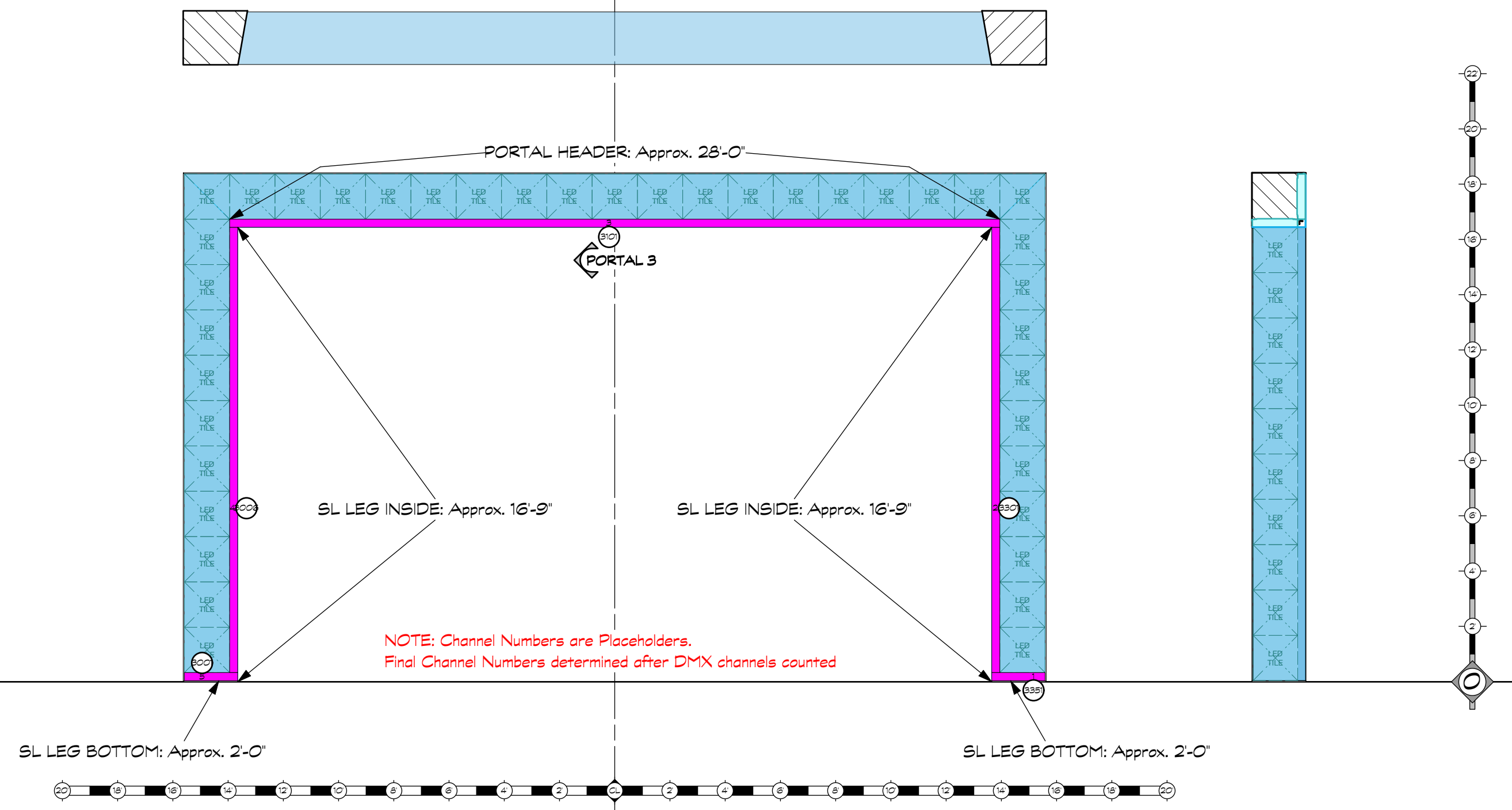


# PORTAL 2



NOTE: PINK BOXES REPRESENT THE FOOTPRINT OF THE LED PIXEL TAPE.  
LED PIXEL TAPE TO BE HIGH DENSITY (60/m) 12v RGBW TAPE WITH 16 BIT CONTROL

# PORTAL 3



## KEY TO SYMBOLS

14	14' ETC SOURCE 4 750w
42	19' ETC SOURCE 4 750w
18	26' ETC SOURCE 4 750w
35	36' ETC SOURCE 4 750w
6	50' ETC SOURCE 4 750w
4	14' ETC S4 LUSTR 161w
6	19' ETC S4 LUSTR 161w
16	26' ETC S4 LUSTR 161w
4	36' ETC S4 LUSTR 161w
6	50' ETC S4 LUSTR 161w
11	SOURCE 4 PAR VN5P 1750w
3	ROBE BML FOLLOWSPOT 1700w
26	VARI-LITE VL3600 PROFILE IP 1505w
17	MARTIN MAC ULTRA PERFORMANCE 1450w
22	GLP IMPRESSION XS 710w
12	GLP IMPRESSION XS COMPACT 300w
17	PRG ICON EDGE 470w
12	PRG SL WASH 340w
11	GLP IMPRESSION PRIO FRIO BAR 800w
3	ML PHOTON 200w
3	COLOR KINETICS COLORBLAST TRX 50w

THEATRE  
**GOODMAN**  
PRESENTS

SEE ME  
THE WHO'S  
**TOMMY**

DIRECTED BY  
DES MCANUFF  
SCENIC DESIGNER  
DAVID KORINS  
LIGHTING DESIGNER  
AMANDA ZIEVE  
ASSOCIATE LIGHTING DESIGNER  
BRANDON H ROSEN

## PORTAL DETAIL

SCALE: 1/4" = 1'-0" EXCEPT WHERE NOTED  
DATE: 06/15/2023  
DRAWN BY: BHR  
PLATE NO. 9 OF 11

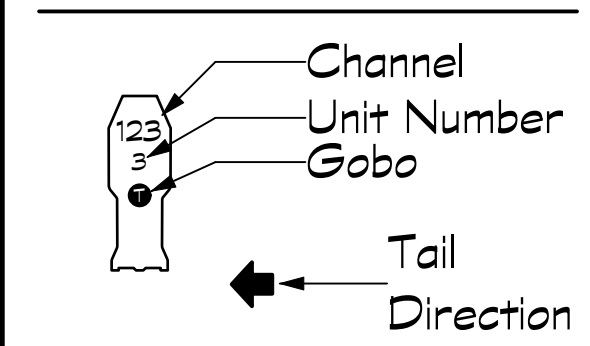
## NOTES

- Hang all units on 18" centers unless noted.
- Refer to hook up for all mode, color, template, barn door and top hat information.
- No substitutions without designers approval.
- Please have the hazer setup for focus.
- Please have all color and templates dropped prior to focus.
- All trims are to house deck, unless otherwise specified.

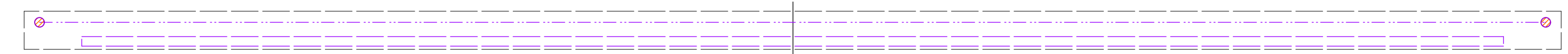
This drawing represents design intent and concept.

The designer and assistant designers are responsible for visual aspects of the production only, and all specifications provided relate solely to the appearance of the lighting and not to matters of electrical or structural soundness and/or safety. The implementation of this design must comply with the most stringent applicable federal and local safety and fire codes. The designer is not qualified to determine electrical or structural appropriateness of the design and will not assume responsibility for damages resulting through improper engineering and/or implementation in the handling of the elements of the lighting design. The designer agrees to make prompt correcting alterations to any specification found to be incompatible with proper safety precautions.

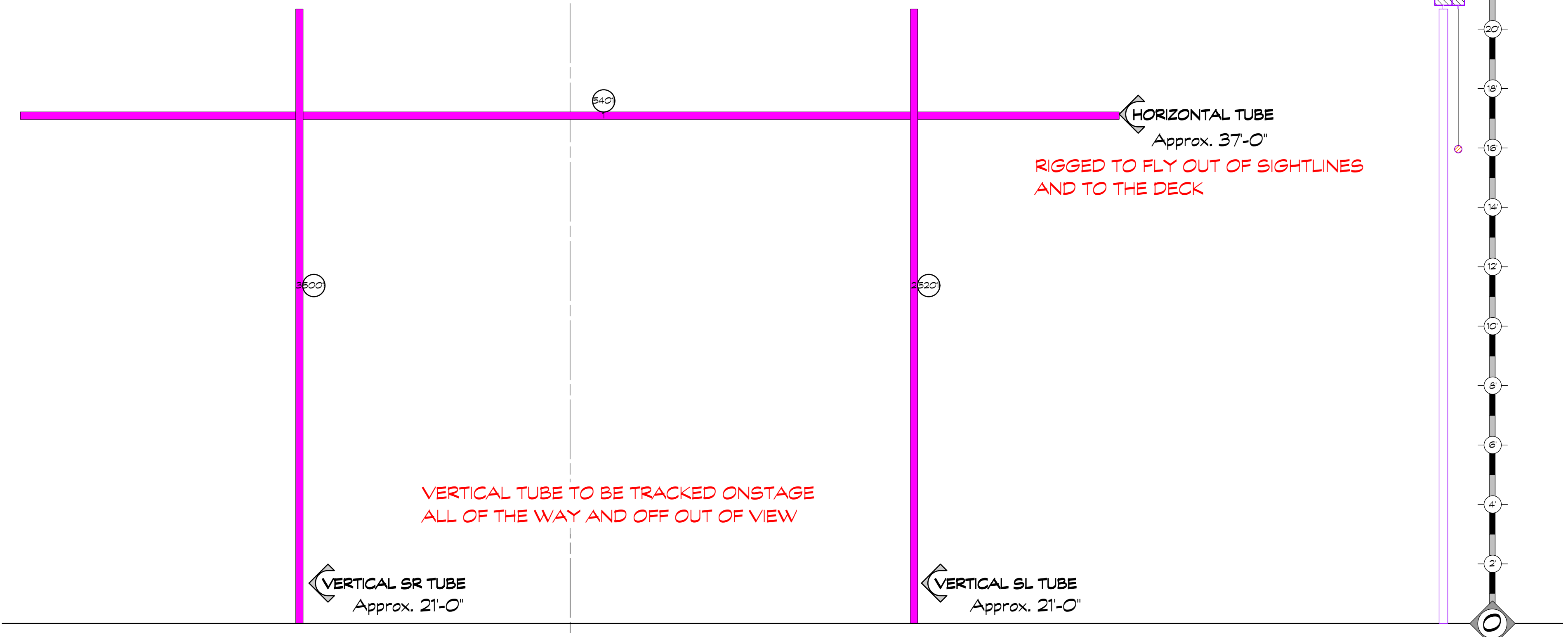
## LEGEND



# UPSTAGE TUBES



NOTE: Channel Numbers are Placeholders.  
Final Channel Numbers determined after DMX channels counted



NOTE: PINK BOXES REPRESENT THE FOOTPRINT OF THE LED PIXEL TAPE.  
LED PIXEL TAPE TO BE HIGH DENSITY (60/m) 12v RGBW TAPE WITH 16 BIT CONTROL

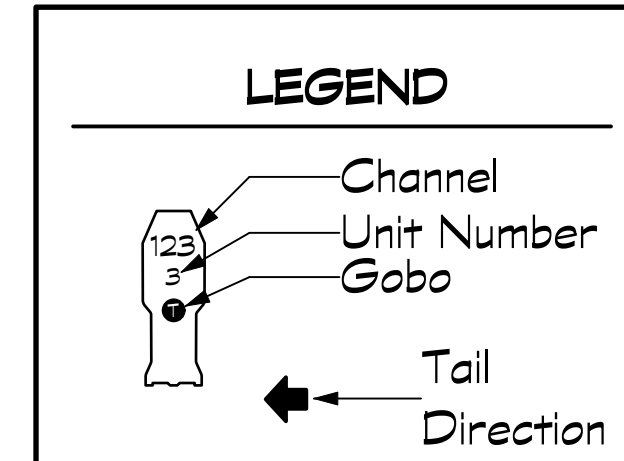
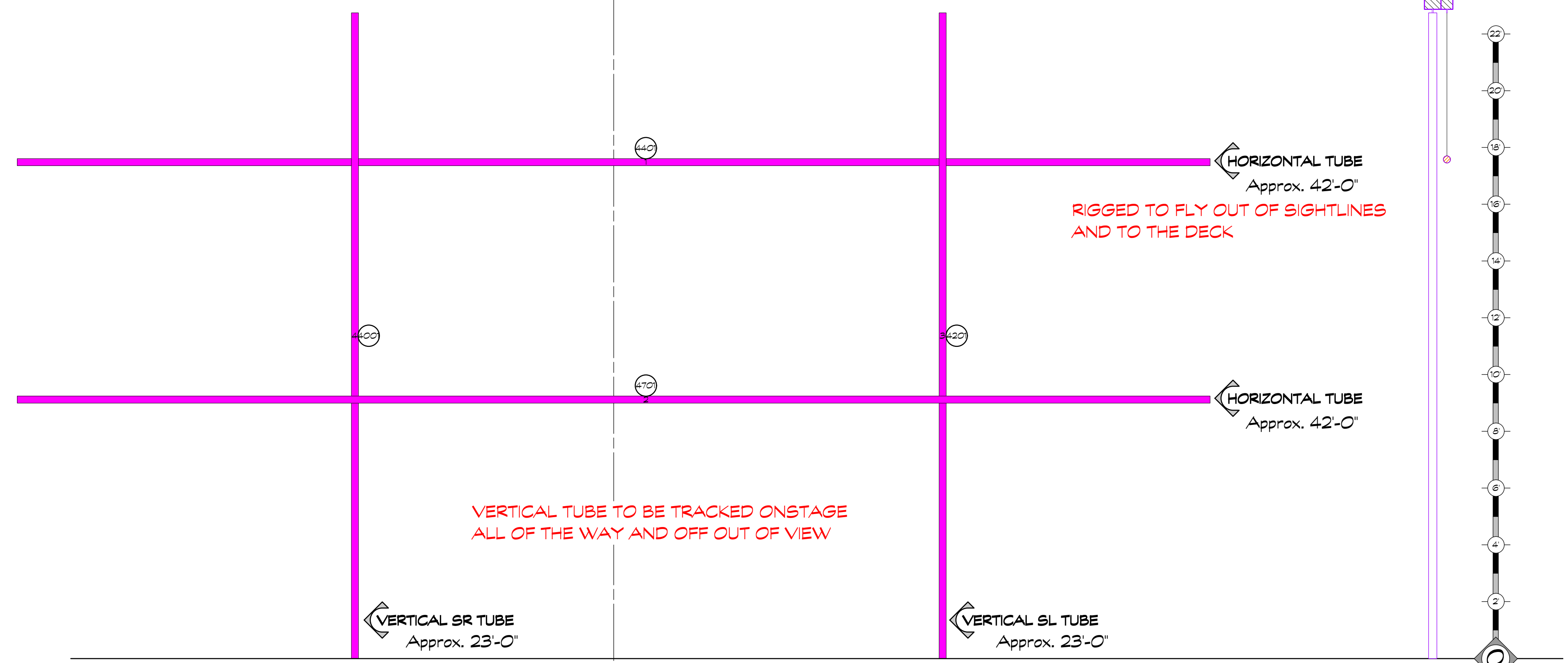
## KEY TO SYMBOLS

14	14' ETC SOURCE 4 750w
42	19' ETC SOURCE 4 750w
18	26' ETC SOURCE 4 750w
35	36' ETC SOURCE 4 750w
6	50' ETC SOURCE 4 750w
4	14' ETC S4 LUSTR 181w
6	19' ETC S4 LUSTR 181w
16	26' ETC S4 LUSTR 181w
4	36' ETC S4 LUSTR 181w
6	50' ETC S4 LUSTR 181w
11	SOURCE 4 PAR VN5P 1750w
3	ROBE BML FOLLOWSPOT 1700w
26	VARI-LITE VL3600 PROFILE IP 1505w
17	MARTIN MAC ULTRA PERFORMANCE 1450w
22	GLP IMPRESSION XS 710w
12	GLP IMPRESSION XS COMPACT 300w
17	PRG ICON EDGE 470w
12	PRG 5L WASH 340w
11	GLP IMPRESSION PRIO BAR 800w
3	ML PHOTON 200w
3	COLOR KINETICS COLORBLAST TRX 50w

# DOWNSTAGE TUBES



NOTE: Channel Numbers are Placeholders.  
Final Channel Numbers determined after DMX channels counted



- ### NOTES
- Hang all units on 18" centers unless noted.
  - Please have the hazer setup for focus.
  - Refer to hook up for all mode, color, template, barn door and top hat information.
  - Please have all color and templates dropped prior to focus.
  - No substitutions without designers approval.
  - All trims are to house deck, unless otherwise specified.

This drawing represents design intent and concept.

The designer and assistant designers are responsible for visual aspects of the production only, and all specifications provided relate solely to the appearance of the lighting and not to matters of electrical or structural soundness and/or safety. The implementation of this design must comply with the most stringent applicable federal and local safety and fire codes. The designer is not qualified to determine electrical or structural appropriateness of the design and will not assume responsibility for damages resulting through improper engineering and/or implementation in the handling of the elements of the lighting design. The designer agrees to make prompt correcting alterations to any specification found to be incompatible with proper safety precautions.

THEATRE  
**GOODMAN**  
PRESENTS



DIRECTED BY  
DES MCANUFF

SCENIC DESIGNER  
DAVID KORINS

LIGHTING DESIGNER  
AMANDA ZIEVE

ASSOCIATE LIGHTING DESIGNER  
BRANDON H ROSEN

## PIXEL TUBES

SCALE: 1/4" = 1'-0" EXCEPT WHERE NOTED

DATE: 06/15/2023

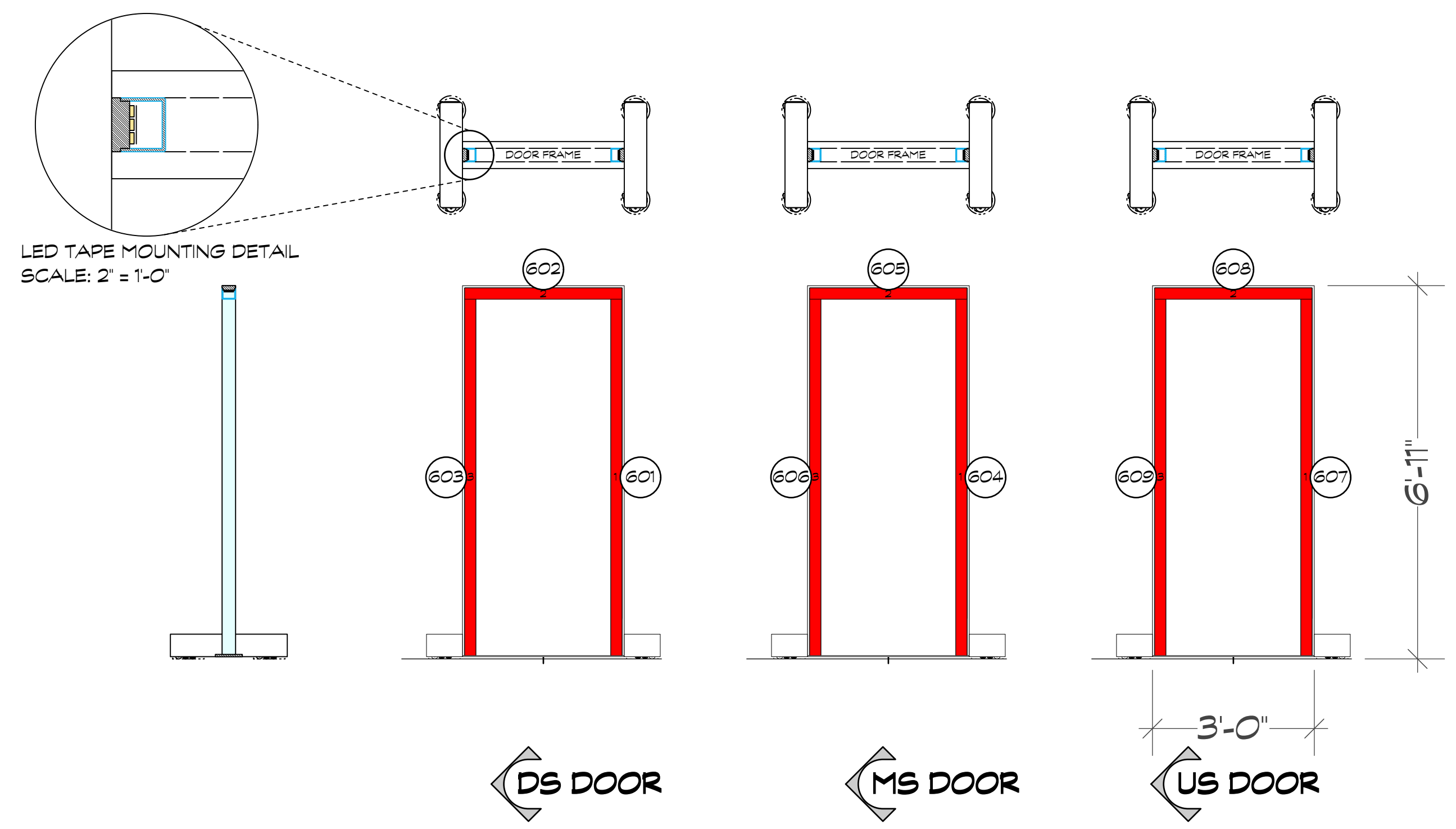
DRAWN BY: BHR

PLATE NO.  
**10**  
OF 11

# DOORFRAMES

WIRELESS CONTROL

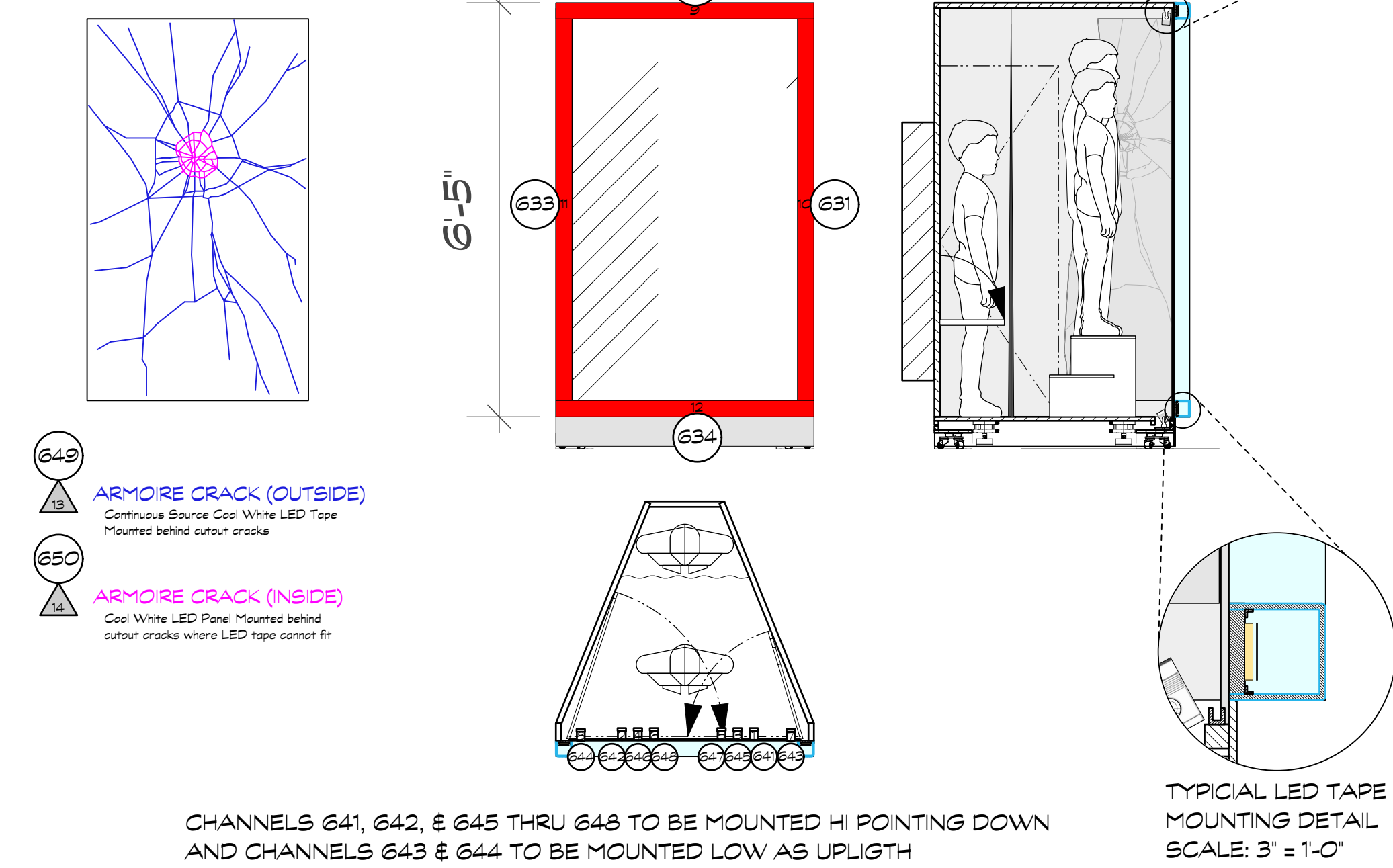
EACH INTERIOR DOORFRAME LINED WITH RGBWW LED TAPE TO CREATE LIGHT BOX VISIBLE ON THE FRONT, BACK, AND INTERIOR.



# ARMOIRE

WIRELESS CONTROL

GANTOM FIXTURES TO BE CONTAINED OUT OF VIEW AS MUCH AS POSSIBLE. LEAVE ROOM TO FOCUS AND MAINTENANCE



- 649 ARMOIRE CRACK (OUTSIDE)  
Continuous Braided Cool White LED Tape Mounted behind outcrop cracks
- 650 ARMOIRE CRACK (INSIDE)  
Cool White LED Panel Mounted behind outcrop cracks where LED tape cannot fit

CHANNELS 641, 642, & 645 THRU 648 TO BE MOUNTED HI POINTING DOWN AND CHANNELS 643 & 644 TO BE MOUNTED LOW AS UPLIGHT

# TABLE LAMP

WIRELESS CONTROL

(1) TABLE LAMP WITH LOW VOLTAGE DIMMABLE LED LIGHT BULB TO BE SWAPPED MID SHOW WITH:  
(1) 'FUTURISTIC' RGBW LED CONTROLLED TABLE LAMP

# VANITY MIRROR

WIRELESS CONTROL

INTERIOR OF MIRROR TO BE LINED WITH RGBWW LED TAPE. SEE MOUNTING DETAIL OF DOORFRAMES FOR REFERENCE

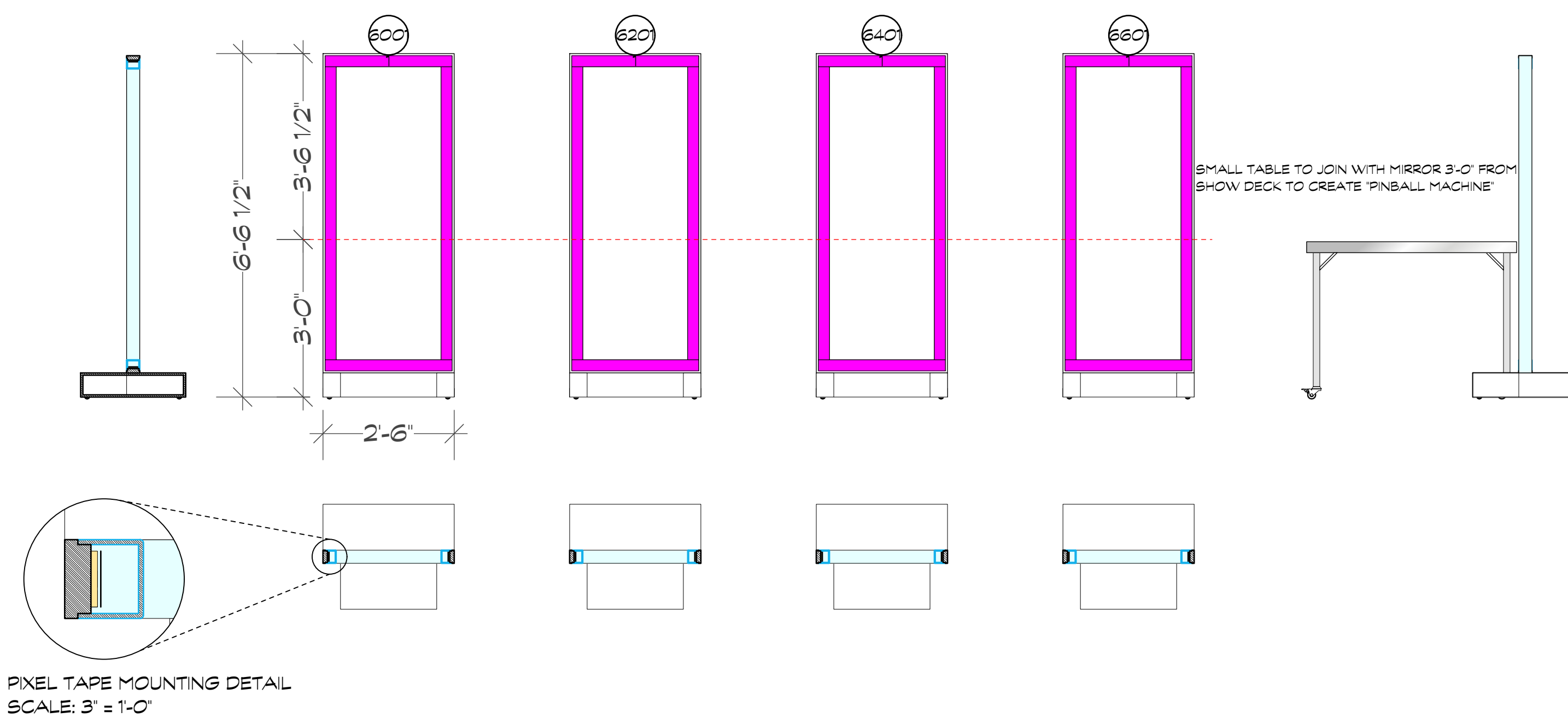
## KEY TO SYMBOLS

- 14 14' ETC SOURCE 4 750w
- 42 19' ETC SOURCE 4 750w
- 18 26' ETC SOURCE 4 750w
- 35 36' ETC SOURCE 4 750w
- 6 50' ETC SOURCE 4 750w
- 4 14' ETC S4 LUSTR 181w
- 6 19' ETC S4 LUSTR 181w
- 16 26' ETC S4 LUSTR 181w
- 4 36' ETC S4 LUSTR 181w
- 6 50' ETC S4 LUSTR 181w
- 11 SOURCE 4 PAR VN5P 1750w
- 3 ROBE BMLF FOLLOWSPOT 1700w
- 26 VARI-LITE VL3600 PROFILE IP 1505w
- 17 MARTIN MAC ULTRA PERFORMANCE 1450w
- 22 GLP IMPRESSION XS 710w
- 12 GLP IMPRESSION XS COMPACT 300w
- 17 PRG ICON EDGE 470w
- 12 PRG 5L WASH 340w
- 11 GLP IMPRESSION PRIO BAR 800w
- 3 ML PHOTON 200w
- 3 COLOR KINETICS COLORBLAST TRX 50w

# FULL LENGTH MIRRORS

WIRELESS CONTROL

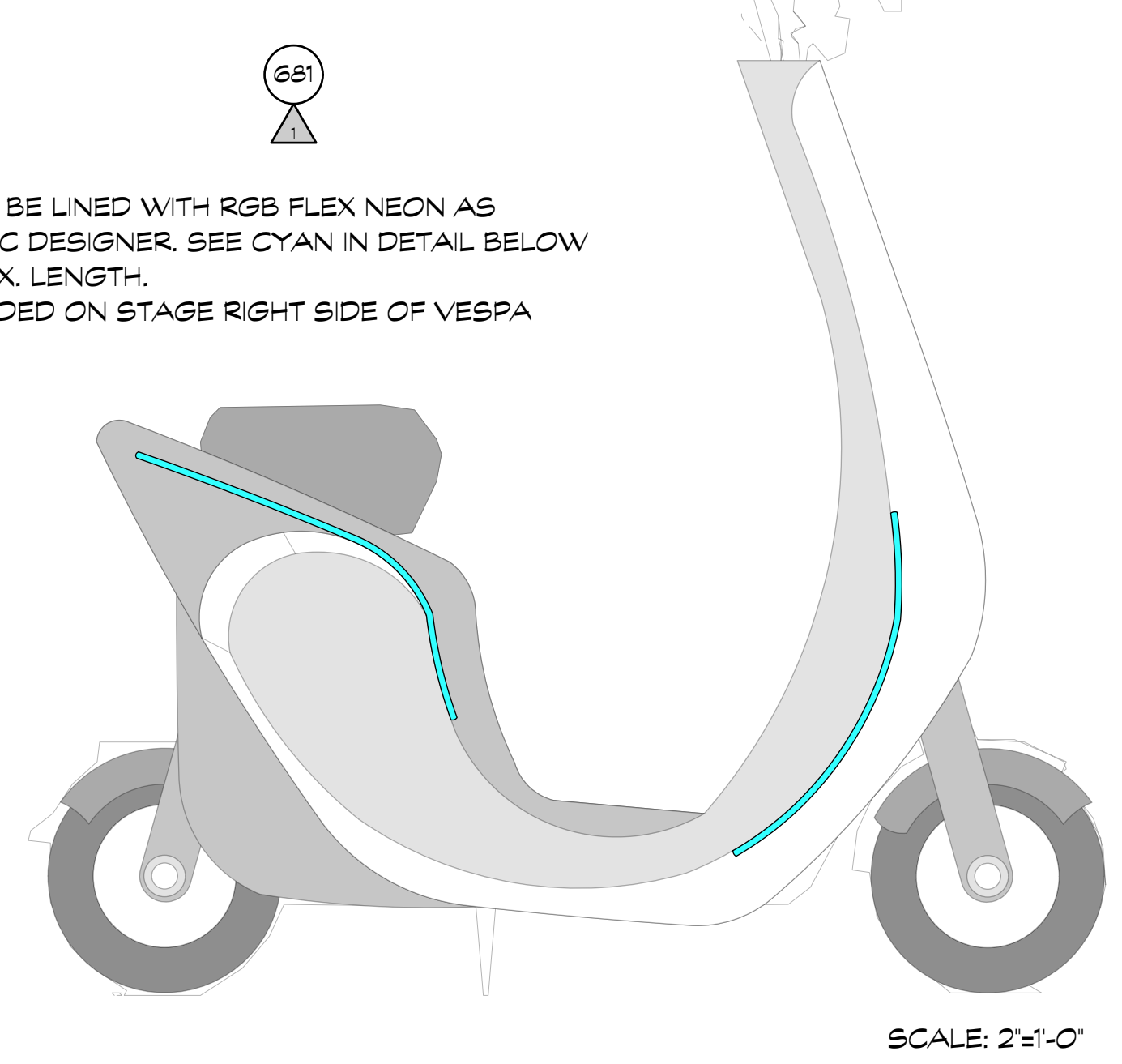
EACH INTERIOR MIRROR LINED WITH RGBW PIXEL TAPE TO CREATE LIGHT BOX VISIBLE ON THE FRONT, BACK, AND INTERIOR.



# VESPA

WIRELESS CONTROL

VESPA TO BE LINED WITH RGB FLEX NEON AS PER SCENIC DESIGNER. SEE CYAN IN DETAIL BELOW FOR APPROX. LENGTH. ONLY NEEDED ON STAGE RIGHT SIDE OF VESPA



# HERO PINBALL MACHINE

WIRELESS CONTROL

RGBW PIXEL TAPE LINES FRAME (SEE MIRROR DETAIL AS REFERENCE)

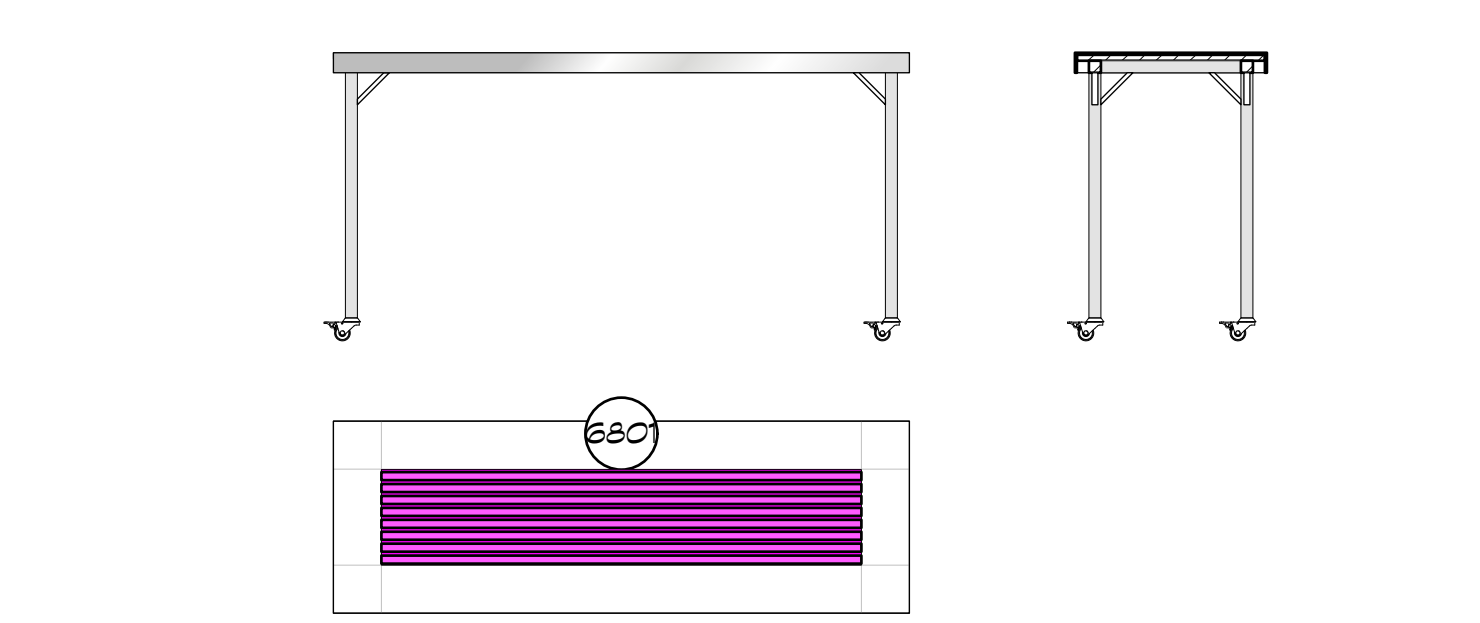
RGBW PIXEL TAPE INSIDE TABLE TOP TO CREATE PIXEL LIGHT BOX (11 ROWS)

RGBW PIXEL TAPE UPLIGHT ON EDGE OF TABLE POINTING STRAIGHT UP.

# LONG TABLE


WIRELESS CONTROL

8 ROWS OF RGBW PIXEL TAPE INSIDE MILK PLEXI LIGHT BOX



# WASHING MACHINE

WIRELESS CONTROL



# FIRE BOX

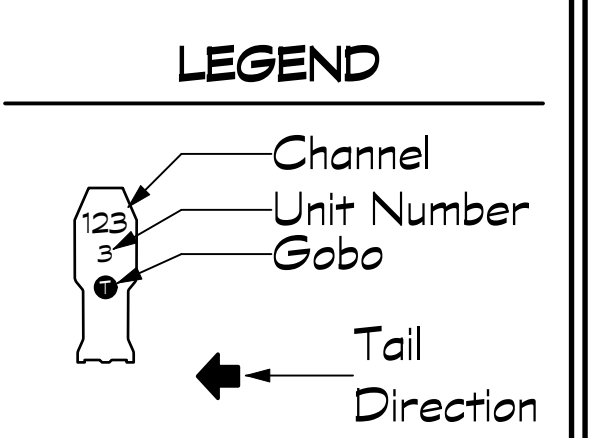
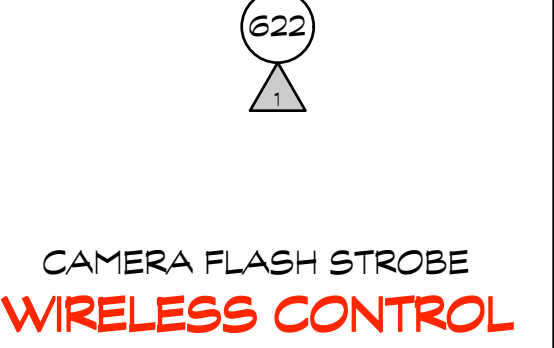
WIRELESS CONTROL

- BOX 1**
- 651 RED LED TAPE
  - 652 GREEN LED TAPE
  - 653 TINYFOGGER FX
  - 654 DMX FAN

- BOX 2**
- 661 RED LED TAPE
  - 662 GREEN LED TAPE
  - 663 TINYFOGGER FX
  - 664 DMX FAN

# CAMERA

WIRELESS CONTROL



## NOTES

- Hang all units on 18" centers unless noted.
- Please have the hazer setup for focus.
- Refer to hook up for all mode, color, template, barn door and top hat information.
- Please have all color and templates dropped prior to focus.
- No substitutions without designers approval.
- All trims are to house deck, unless otherwise specified.

This drawing represents design intent and concept.

The designer and assistant designers are responsible for visual aspects of the production only, and all specifications provided relate solely to the appearance of the lighting and not to matters of electrical or structural soundness and/or safety. The implementation of this design must comply with the most stringent applicable federal and local safety and fire codes. The designer is not qualified to determine electrical or structural appropriateness of the design and will not assume responsibility for damages resulting through improper engineering and/or implementation in the handling of the elements of the lighting design. The designer agrees to make prompt correcting alterations to any specification found to be incompatible with proper safety precautions.

THEATRE  
**GOODMAN**  
PRESENTS

SEE ME  
THE WHO'S  
**TOMMY**

DIRECTED BY  
DES MCANUFF  
SCENIC DESIGNER  
DAVID KORINS  
LIGHTING DESIGNER  
AMANDA ZIEVE  
ASSOCIATE LIGHTING DESIGNER  
BRANDON H ROSEN

## WIRELESS SET LX

SCALE: 1/2" = 1'-0" EXCEPT WHERE NOTED  
DATE: 06/15/2023  
DRAWN BY: BHR  
PLATE NO. 11  
OF 11