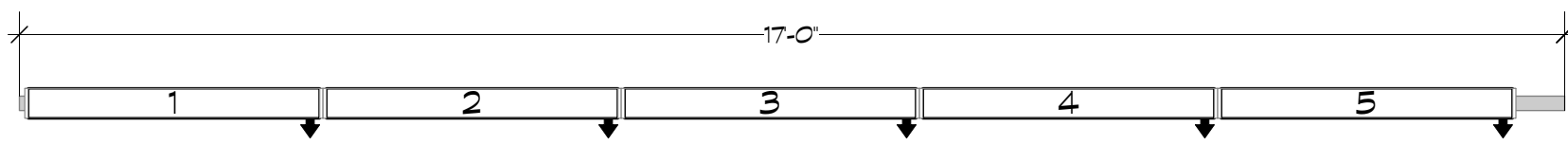
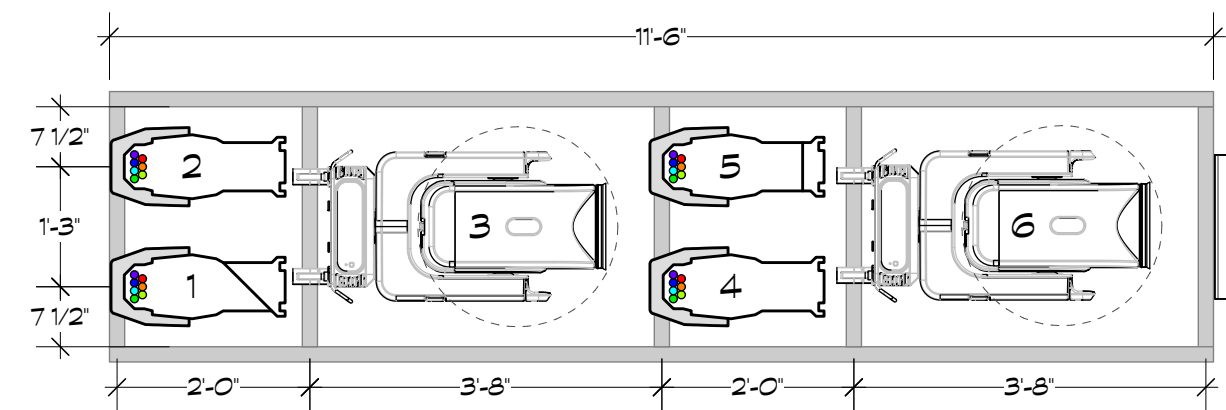


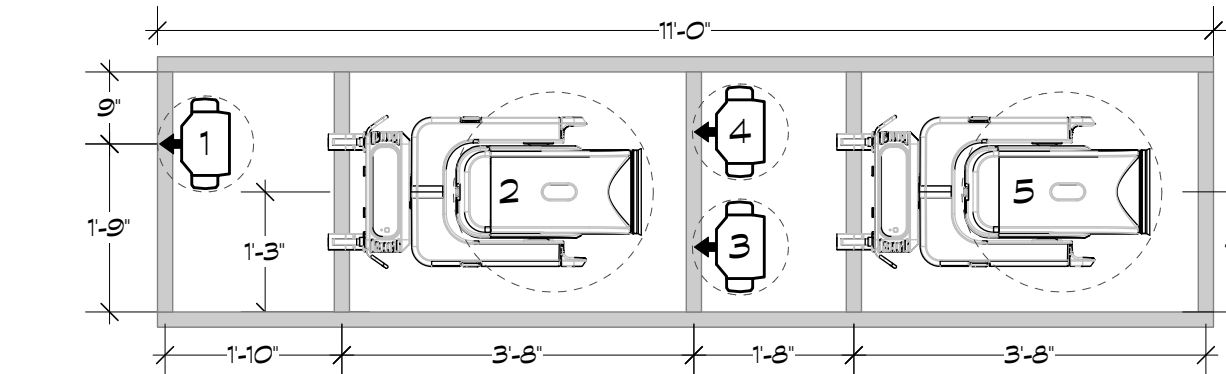
II TORM RIGHT
20'-0" TO CL
33'-0" TO SMOKE



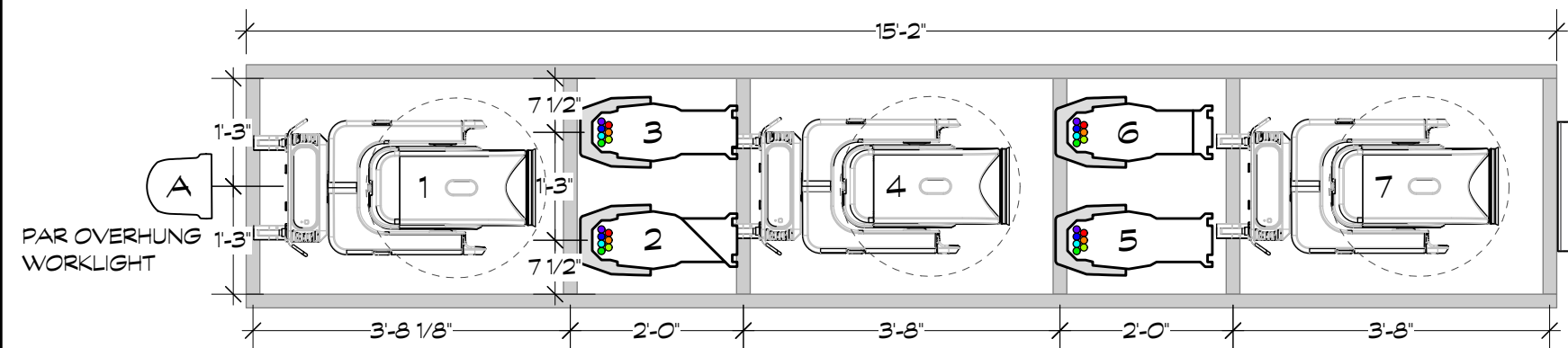
I TORM RIGHT
20'-8" TO CL
21'-6" TO SMOKE



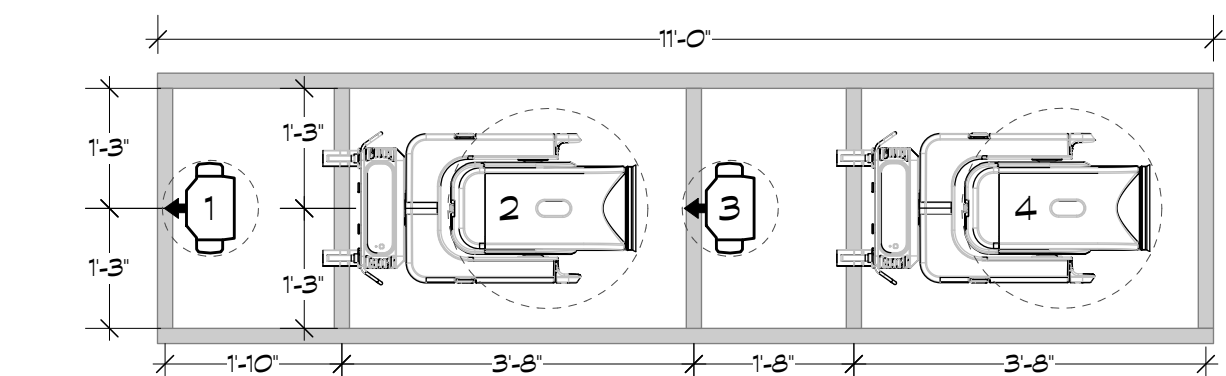
VI LADDER RIGHT
DS EDGE OF LADDER
22'-8" TO CL
21'-6" TO SMOKE
LADDER TYPE D



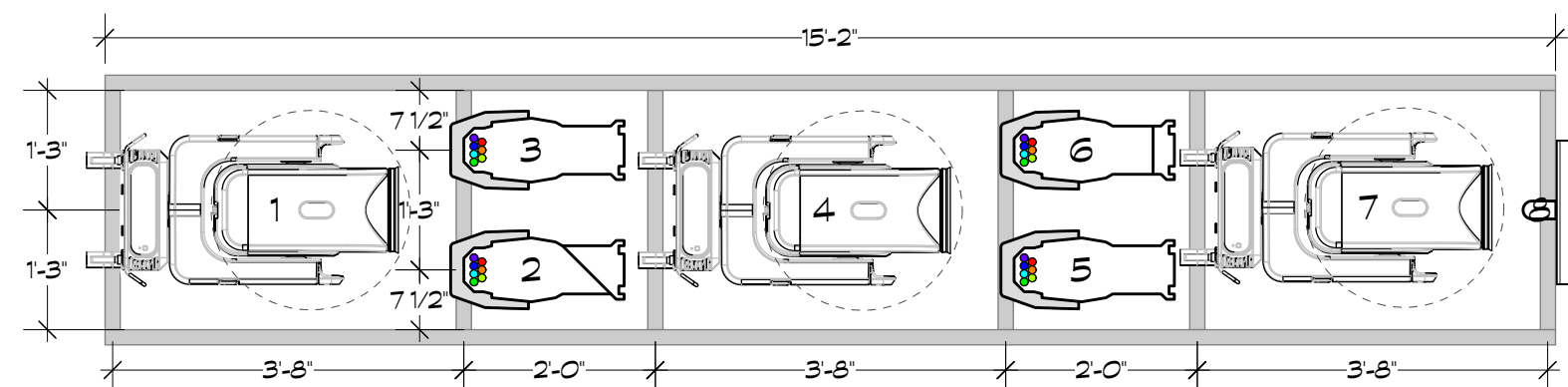
V LADDER RIGHT
DS EDGE OF LADDER
28'-0" TO CL
17'-8" TO SMOKE
RIGGED LADDER RIGGED TO FLYSHOW
LADDER TYPE C



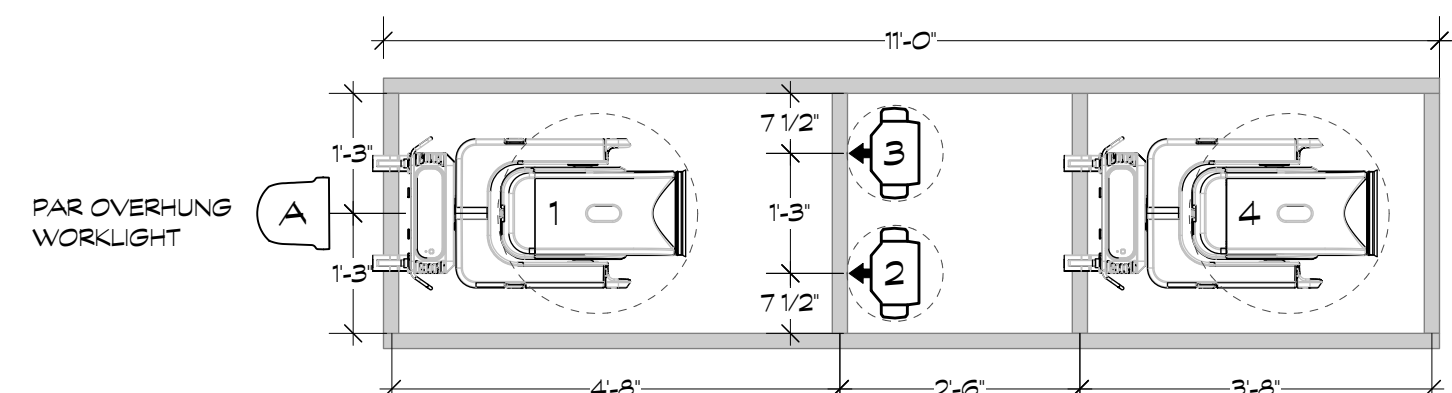
IV LADDER RIGHT
DS EDGE OF LADDER
28'-0" TO CL
13'-0" TO SMOKE
LADDER TYPE B



III LADDER RIGHT
DS EDGE OF LADDER
28'-0" TO CL
7'-6" TO SMOKE
RIGGED LADDER RIGGED TO FLYSHOW
LADDER TYPE C



II LADDER RIGHT
DS EDGE OF LADDER
28'-0" TO CL
3'-3" TO SMOKE
LADDER TYPE B



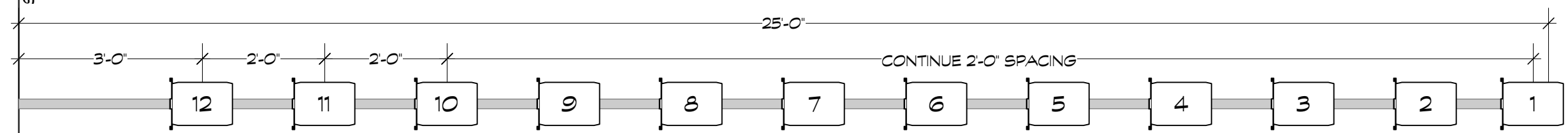
I LADDER RIGHT
DS EDGE OF LADDER
28'-3" TO CL
0'-0" TO SMOKE
LADDER TYPE A

GENERAL NOTES

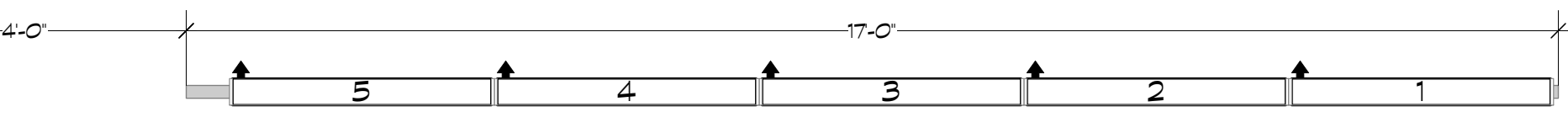
- ALL UNITS ON 1'-6" CENTERS UNLESS NOTED.
- ALL UNITS TO BE HUNG, CIRCUITED, PATCHED, COLOR & TEMPLATES DROPPED, AND TESTED PRIOR TO FOCUS.
- 'A', 'B', ETC. AS UNIT NUMBER INDICATES WORK LIGHT.
- RIG ALL LADDERS, BOOMS, AND TOWERS TO BE RIGID AND SECURE.
- PROVIDE SPARE CIRCUITS AND DMX IN EACH LOCATION.
- TOP HATS AND HALF HATS AS NOTED IN LIGHTWRIGHT.
- CONFIRM PLACEMENT OF ALL LADDERS AND BOOMS PRIOR TO SECURING IN PLACE.
- HANG ALL UNITS ORIENTED AS DRAWN.
- ALL MOVING LIGHT POWER CABLES TO BE ORIENTED AS DRAWN.
- PRE-ROTATE PAR LAMP ANGLE AS DRAWN.
- HANG ALL LKOS WITH BARREL ALL THE WAY OUT.
- PROVIDE EXTRA R-132, R-118, AND R-104 FROSTS AT FOCUS.

14

14

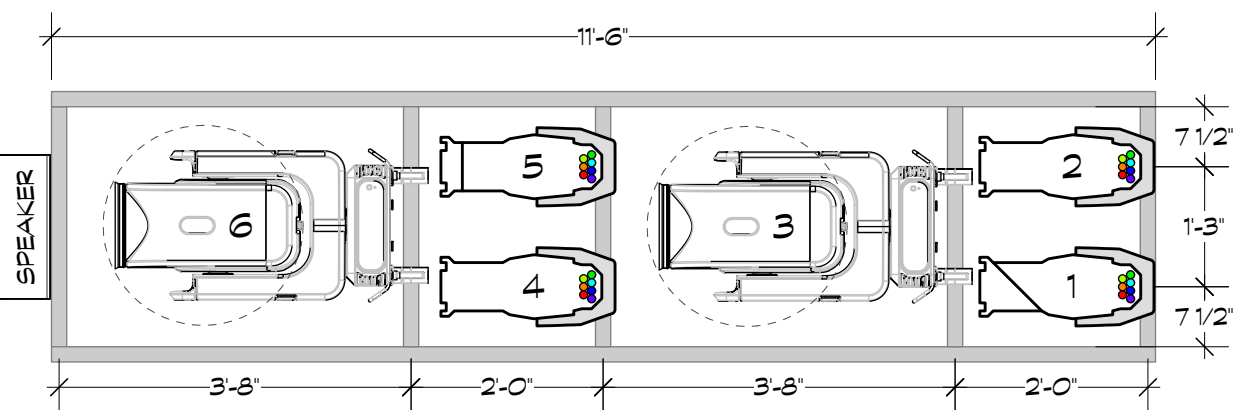


II TORM LEFT
20'-0" TO CL
33'-0" TO SMOKE

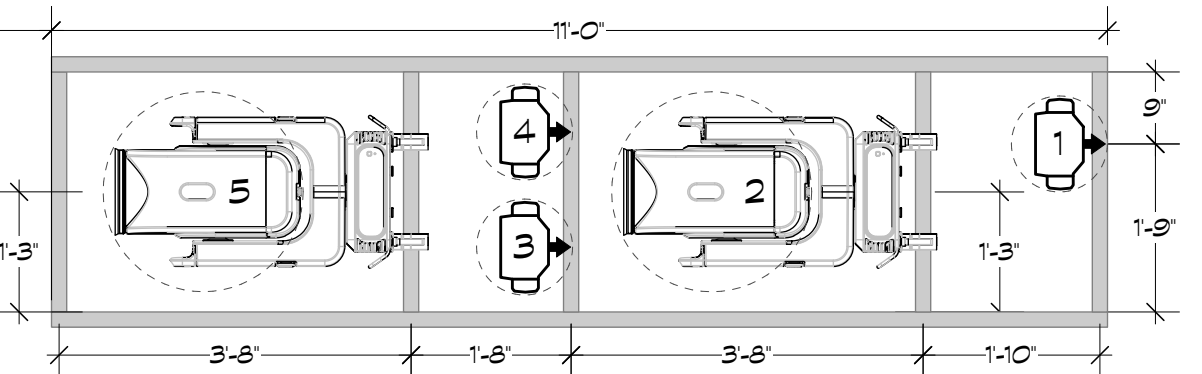


I TORM LEFT
20'-8" TO CL
21'-6" TO SMOKE

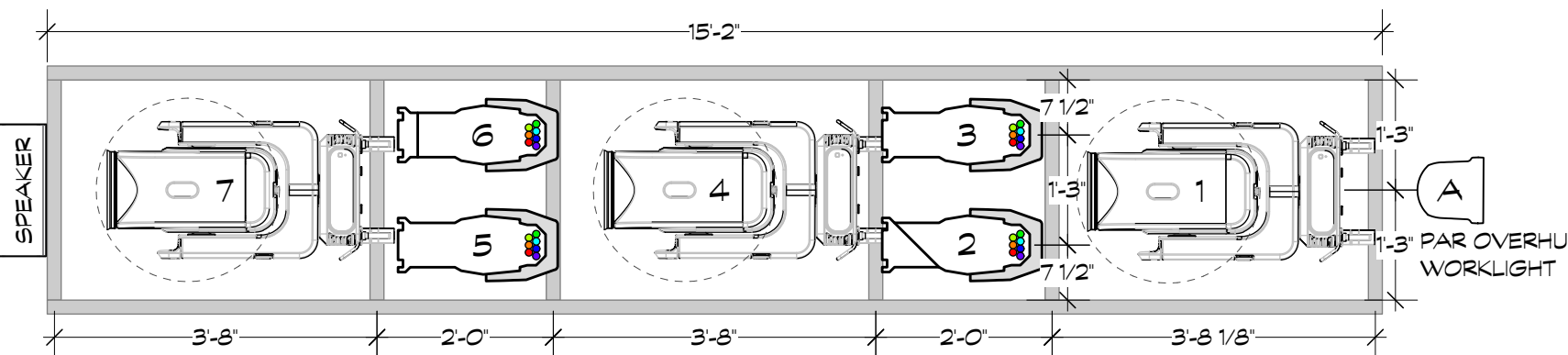
VI LADDER LEFT
DS EDGE OF LADDER
22'-8" TO CL
21'-6" TO SMOKE
LADDER TYPE D



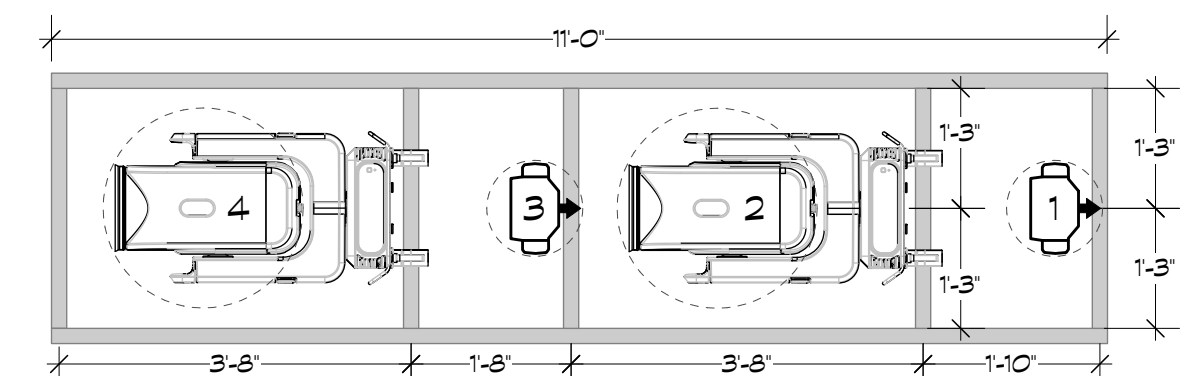
V LADDER LEFT
DS EDGE OF LADDER
28'-0" TO CL
18'-8" TO SMOKE
RIGGED TO FLY THROUGHOUT SHOW
LADDER TYPE C



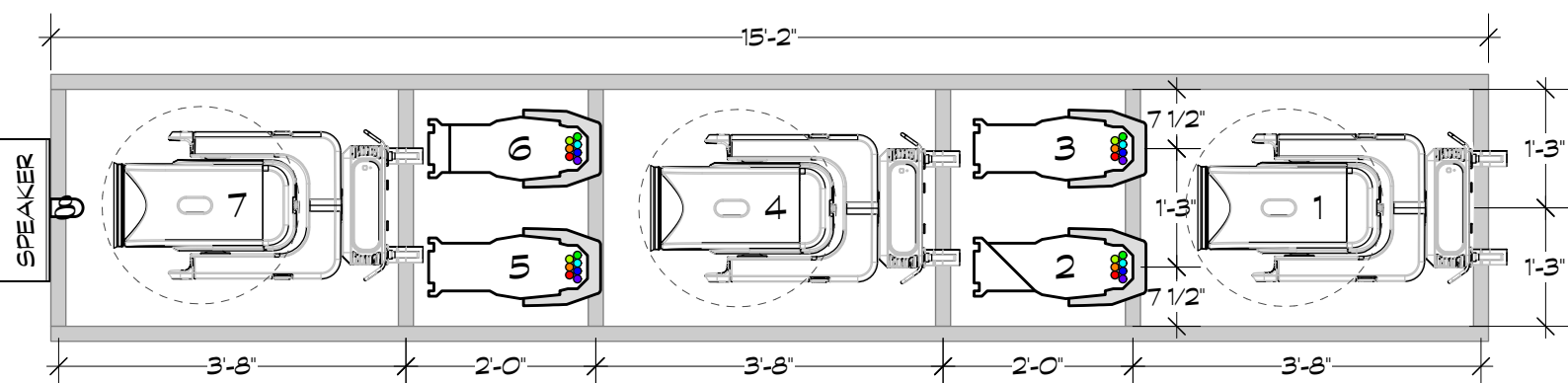
IV LADDER LEFT
DS EDGE OF LADDER
28'-0" TO CL
13'-0" TO SMOKE
LADDER TYPE B



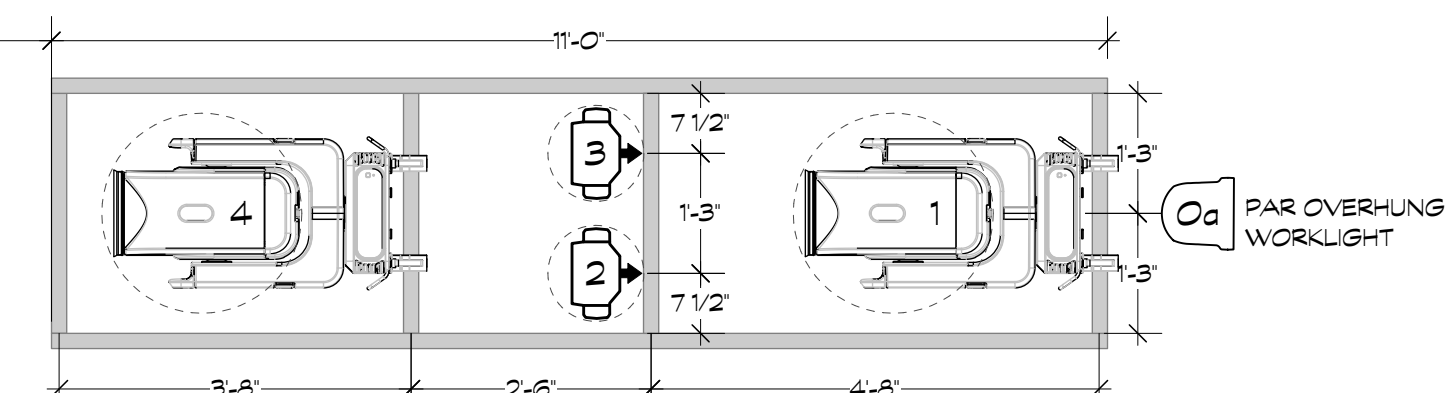
III LADDER LEFT
DS EDGE OF LADDER
28'-0" TO CL
7'-6" TO SMOKE
RIGGED TO FLY THROUGHOUT SHOW
LADDER TYPE C



II LADDER LEFT
DS EDGE OF LADDER
28'-0" TO CL
3'-3" TO SMOKE
LADDER TYPE B



I LADDER LEFT
DS EDGE OF LADDER
28'-3" TO CL
0'-0" TO SMOKE
LADDER TYPE A



KEY

- ETC SOURCE 4'14" 750W
- ETC SOURCE 4'18" 750W
- ETC SOURCE 4'26" 750W
- ETC SOURCE 4'36" 750W
- ETC SOURCE 4'14" LUSTRI II 167W
- ETC SOURCE 4'18" LUSTRI II 167W
- ETC SOURCE 4'26" LUSTRI II 167W
- ETC SOURCE 4'36" LUSTRI II 167W
- PAR 64 NSP 1KW
- ETC SOURCE 4'4WR II PAR MFL - 150W
- COENHAR PARLITE LED-SOW
- 10' / 8' FRESNEL 2000W
- ELATION FUZE PAR 275 175W
- AYRTON WILDSUN-K25 1.3KW
- ELATION PROTETUS MAXIMUS 950W
- AYRTON DIABLO S 550W
- PRO BEST BOY SPOT LED 770W WITHOUT NOSE RING
- MARTIN MAC ALRA 355W
- CLAY PAKY ALEDA B-EYE K20 - 1.1KW

- GLP FRO BAR 600W
- GLP V4 BAR 20 450W
- SOLARIS FLARE RAZOR 400W
- COLORFORCE 12/72 133/800W
- COLORBLAST TRX 50W
- 6 COLORBLAZE TRX 930W
- 8 12 LIGHT MFL MULTIPAR - 2.3KW

- UNIT NUMBER
- TEMPLATE
- STRIP FOCUS DIRECTION

THESE DRAWINGS AND ALL DESIGNS REMAIN THE PROPERTY OF THE DESIGNER AND SHALL NOT BE USED OTHER THAN FOR THE EXPRESS PURPOSES OF INDICATING THE LIGHTING REQUIREMENTS FOR THE PRODUCTION OF THE STAGE. THE DESIGNER IS NOT RESPONSIBLE FOR THE CONSTRUCTION OF THE STAGE OR THE SAFETY OF THE STAGE. THE DESIGNER IS NOT RESPONSIBLE FOR THE CONSTRUCTION OF THE STAGE OR THE SAFETY OF THE STAGE.

THE DESIGNER IS NOT RESPONSIBLE FOR THE CONSTRUCTION OF THE STAGE OR THE SAFETY OF THE STAGE. THE DESIGNER IS NOT RESPONSIBLE FOR THE CONSTRUCTION OF THE STAGE OR THE SAFETY OF THE STAGE.

KB ASSOCIATES, INC.
257 WEST 50th STREET
FOURTH FLOOR
NEW YORK, NY 10019 USA
+1 (212) 362-4030
EMAIL: kb@kbny.com

NO	DATE	REVISION
A	28/10/2022	88 ELEC MOVE US 1 TORM UNIT CHANGE, 8 EYE LK20 UNIT CHANGE, LOWER BALC HAND UPDATE
C	1/07/22	SPEAKER ADDS AND ADJUSTMENTS
D	11/02/22	LADDER ADJUSTMENTS TO FIT MOVING LIGHTS
E	1/06/22	LAISSEZ-BOY

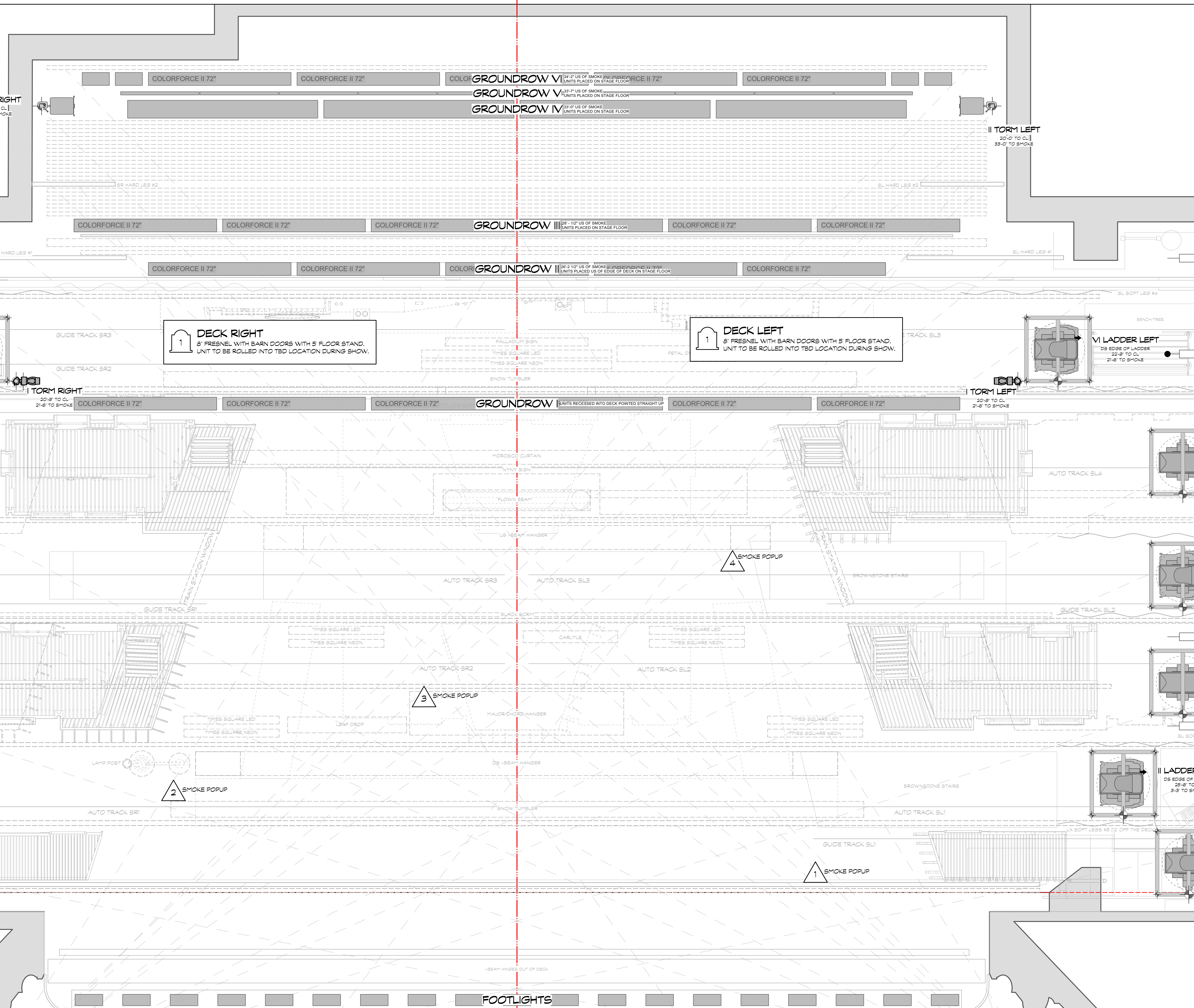
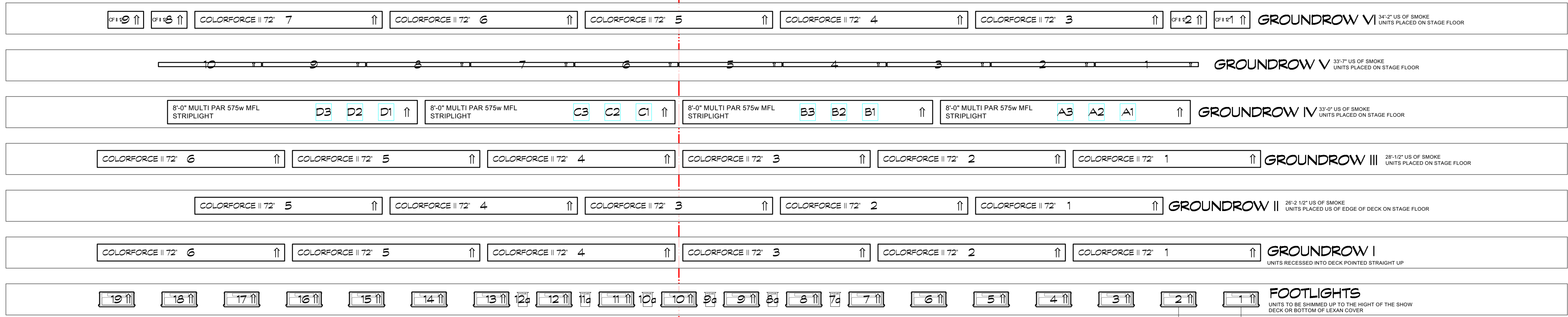
SONIA FREDMAN AND TOM KEDAHY
NEW YORK, NEW YORK
ST. JAMES THEATRE
NEW YORK, NY

DIRECTED BY: SUSAN STROMAN
SCENERY BY: BENJULF BORRIT
LIGHTING BY: KEN BULLINGTON

SIDELIGHT

Drawn By: AP	Scale (Enter Where Noted): 1/2" = 1'-0"
Project: NYNY LX 2023 02 15 847.mxd	Issue Date: 15 FEB 2023

Sheet No: [L-03] OF 5



35'-9"	NO 13 ELECTRIC	15'-0"8'-0"
34'-8"	WHITE LINO BOUNCE	
33'-6"	NO 12 ELECTRIC	29'-0"
32'-9"	NO 11 ELECTRIC	28'-6"
32'-4"	EMPIRE STATE DROP NIGHT	
32'-0"	HARLEM DROP	
31'-8"	GRAND CENTRAL DROP	
31'-4"	3 BRIDGES DROP	
31'-0"	MIDTOWN DROP	
30'-8"	42ND STREET DROP	
30'-4"	DOWNTOWN DROP	
30'-0"	PENN STATION DROP	
29'-8"	HARBOR DROP	
29'-2"	EMPIRE STATE DROP DAY	
28'-10"	CENTRAL PARK DROP	
28'-6"	BLACK PIN HOLE DROP	
27'-10"	NO 10 ELECTRIC	27'-0"
27'-4"	CONSTRUCTION DROP	
26'-11"	DARK BLUE SCRIM	
26'-3"	NO 9 ELECTRIC	27'-0"
25'-8"	PERSPECTIVE SLIDERS	
25'-4"	BORDER 7/BLACKOUT	23'-0"
24'-2"	NO 8 ELECTRIC	29'-6"
23'-2"	PALLADIUM	
22'-8"	TIMES SQUARE LED #3	
22'-2.5"	TIMES SQUARE NEON #3	
21'-7"	SNOW TUMBLER #2	
21'-2"	BORDER 6 / LEGS	
20'-6"	LAUNDRY LINE	
19'-7"	NO 7 ELECTRIC	30'-0"
19'-0"	NO 6 ELECTRIC	30'-0"
18'-3 1/2"	MOROSCO CURTAIN	
17'-9"	NY NY SIGN	
16'-9"	FLOWN I-BEAM / FOY RIG	
15'-8"	BORDER 5	
14'-11"	US I-BEAM HANGER	
14'-0"	NO 5 ELECTRIC L/R	30'-0"
13'-10.5"	NO 5 ELECTRIC CENTER	30'-0"
	NO 5 ELECTRIC CTR TRM: 28'-3 1/2'-0"	
12'-6"	NO 4 ELECTRIC	28'-0"
11'-8"	BLACK SCRIM	
11'-5"	BORDER 4/BLACKOUT	24'-0"
11'-0"	TIMES SQUARE LED #2	
10'-5"	TIMES SQUARE NEON #2	
9'-5.5"	NO 3 ELECTRIC	26'-6"724'-3"
8'-7"	BORDER #3	
7'-8"	MAJOR CHORD HANGER	
7'-2.5"	TIMES SQUARE LED #1	
6'-8"	TIMES SQUARE NEON #1	
6'-3"	MAJ CHORD BORDER / LEGS	
5'-5"	DS I-BEAM HANGER	
4'-9"	NO 2 ELECTRIC L/R	30'-8"
4'-3"	NO 2 ELECTRIC CENTER	27'-6"28'-0"
3'-6"	SNOW DRUM #1	
2'-11"	BORDER 2	24'-0"
1'-7"	NO 1 ELECTRIC	28'-6"
0'-3"	PROJECTION SCREEN	
0'-3"	SMOKE POCKET (RED DASHED)	

KEY

- ETC SOURCE 4'14" 750W
- ETC SOURCE 4'18" 750W
- ETC SOURCE 4'26" 750W
- ETC SOURCE 4'36" 750W
- ETC SOURCE 4'14" LUSTR II 167W
- ETC SOURCE 4'18" LUSTR II 167W
- ETC SOURCE 4'26" LUSTR II 167W
- ETC SOURCE 4'36" LUSTR II 167W
- PAR 64 NFP 1KW
- ETC SOURCE 4'4WRD II PAR MFL - 150V
- COEMAR PARLITE LED - 50W
- 10' / 8' FRESNEL 2000W
- ELATION FUZE PAR 2175 175W
- AYRTON WILDSEUN-K25 1.3KW
- ELATION PROTEUS MAXIMUS 850W
- AYRTON DIABLO S 550W
- PRG BEST BOY SPOT LED 770W WITHOUT NOSE RING
- MARTIN MAC AURA 355V
- CLAY PAKY ALEDA B-EYE K20 - 1.1KW
- GLP FRIO BAR 600W
- GLP N4 BAR 20 450W
- SOLARIS FLARE RAZOR 400W
- COLORFORCE 12/72 133/800W
- COLORBLAST TRX 50W
- 6' COLORBLAZE TRX 950W
- 8'12 LIGHT MFL MULTIPAR - 2.3KW
- UNIT NUMBER
- TEMPLATE
- STRIP FOCUS DIRECTION

NEW YORK, NEW YORK

ST. JAMES THEATRE
NEW YORK, NY

DIRECTED BY: SONIA FRIEDMAN AND TOM KIRDAHY
SCENERY BY: SUBAN STROMAN
LIGHTING BY: BENJAMIN BORTT
KEN BILLINGTON

DECK PLAN

Drawn By: [Signature]
Date: 15 FEB 2023

[L-04]