

CONTENTS:

- PLATE 1 -- OVERHEADS
- PLATE 1R -- OVERHEADS RIG
- PLATE 2 -- FOH
- PLATE 3 -- LADDERS
- PLATE 4 -- BOOMS
- PLATE 4B -- BOOMS BUILD
- PLATE 5 -- DECK
- PLATE 6 -- SECTION
- PLATE 7 -- HANGING TUBES
- PLATE 8 -- US WALL TUBES
- PLATE 9 -- VERTICAL PYRAMID
- PLATE 10 -- PYRAMID A
- PLATE 11 -- PYRAMID B
- PLATE 12 -- PYRAMID C
- PLATE 13 -- HANDHELDS

FIXTURE MODES:

- VECTOR MODE ---- ALPHA SPOT 1500
- EXTENDED MODE ---- FUZE MAX SPOT
- DIRECT STROBE ---- COLORSOURCE SPOT DB
- DIRECT STROBE ---- DESIRE D60 LUSTR+
- DIRECT STROBE ---- COLORSOURCE PAR DB
- DIM RGBAW STROBE [4 PIXEL] ---- ASTERA TITAN TUBES
- 2 NODE MODE ---- 2' MX POWERCORE TUBE
- 4 NODE MODE ---- 4' MX POWERCORE TUBE
- 8 NODE MODE ---- 8' MX POWERCORE TUBE

ADDITIONAL DOCS:

SET LX SPECIFICATIONS - AIDA



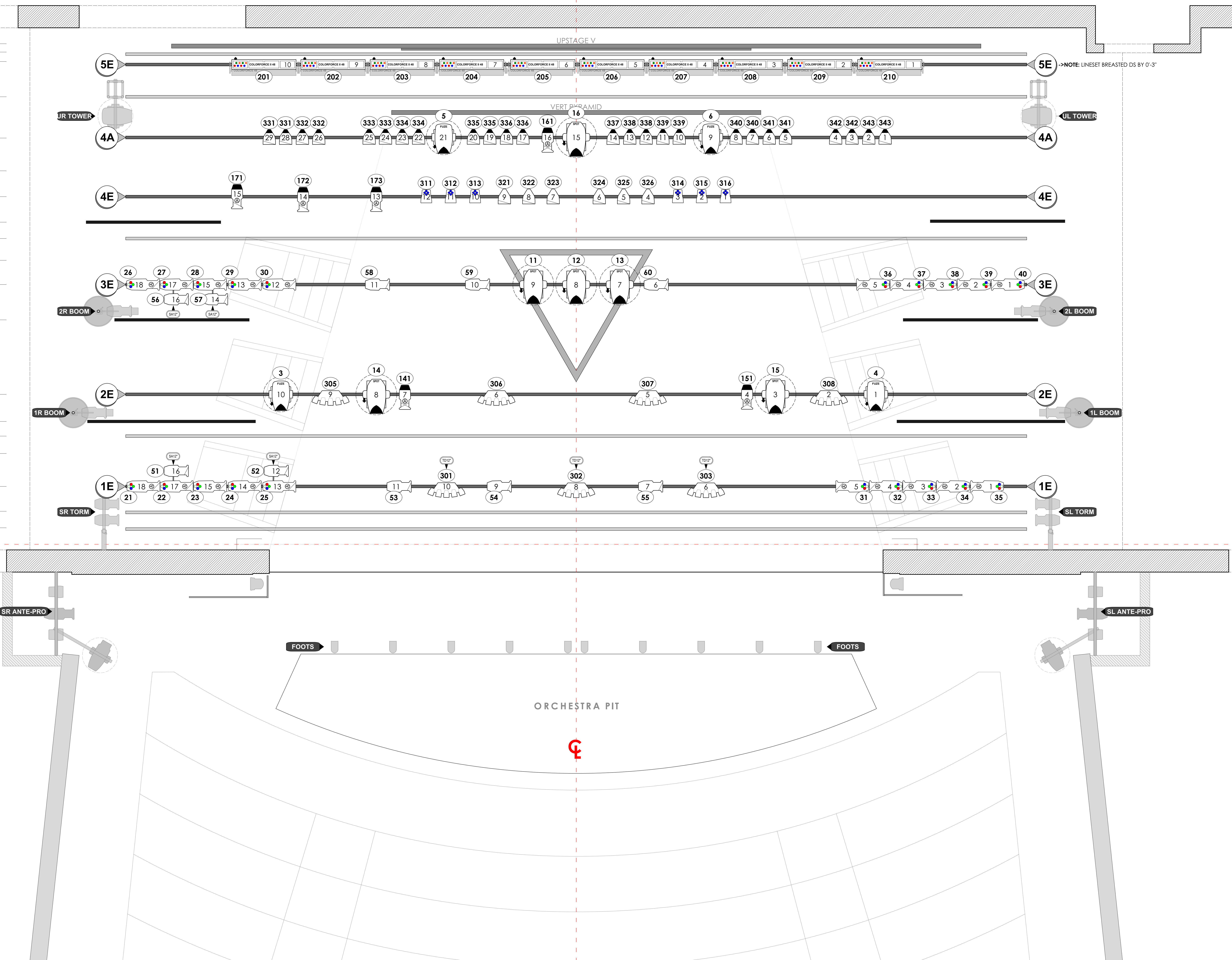
FULL LIGHTING DRAWING PACKAGE

LIGHTING DESIGNER: HERRICK GOLDMAN

LINESET SCHEDULE

LS#	DIST-PL	TRIM	DESCRIPTION
			V-SHAPE TUBES 26'-4" +30'-0" DH
			CYC # #-#-# # +29'-5" 18
			5 ELECTRIC 30'-0" +28'-11" 17
			->NOTE: LINESET BREASTED DS BY 0'-3"
			BLACK SCRIM # #-#-# # +26'-11" 16
			3 BORDER + PYRAMID RIG # #-#-# # +25'-11" 15
			4A ELECTRIC 27'-4" +24'-5" 14
			CLOTHING PICKS # #-#-# # +22'-5" 13
			4 ELECTRIC 26'-0" +20'-11" 12
			3 LEGS # #-#-# # +19'-4" DH
			2 BORDER # #-#-# # +18'-5" 11
			MIDSTAGE TRAVELER # #-#-# # +16'-11" 10
			3 ELECTRIC 31'-0" +15'-0" 9
			2 LEGS # #-#-# # +13'-5" DH
			# #-#-# # +12'-5" 8
			# #-#-# # +10'-6" 7
			2 ELECTRIC 27'-0" +8'-11" 6
			1 LEGS # #-#-# # +7'-4" DH
			1 BORDER # #-#-# # +6'-5" 5
			FANCY CURTAIN # #-#-# # +5'-5" 4
			1 ELECTRIC 27'-0" +3'-5" 3
			MAIN TEASER # #-#-# # +1'-11" 2
			MAIN CURTAIN # #-#-# # +0'-11" 1

LS# DIST-PL TRIM DESCRIPTION



- KEY**
- SOURCE FOUR 10 DEG -750W
 - SOURCE FOUR 14 DEG -750W
 - SOURCE FOUR 18 DEG -575W
 - SOURCE FOUR 24 DEG -750W
 - SOURCE FOUR 24 DEG -575W
 - SOURCE FOUR 36 DEG -750W
 - SOURCE FOUR 36 DEG -575W
 - COLORSOURCE SPOT 24 DEG
 - COLORSOURCE SPOT 38 DEG
 - COLORSOURCE SPOT DEEP BLUE 18 DEG
 - COLORSOURCE SPOT DEEP BLUE 24 DEG
 - COLORSOURCE SPOT DEEP BLUE 34 DEG
 - SOURCE FOUR PAR VNSP -575W
 - SOURCE FOUR PAR NSP -750W
 - SOURCE FOUR PAR NSP -575W
 - COLORSOURCE PAR DEEP BLUE
 - BIRDIE
 - ADJ MEGA HEX PAR
 - AYRTON VERSAFIX-85
 - GLAY PAKY ALPHA SPOT 1500
 - ELATON FUZE MAX SPOT
 - VARILITE VL1600 FOCUS

- LEGEND**
- Colorway II
 - Template
 - Line #
 - Channel #

- GENERAL NOTES**
- ALL UNITS TO BE HUNG, CABLED, COLORED, AND ACCESSORIZED BEFORE FOCUS
 - SEE LIGHTWRIGHT FOR COLOR, TEMPLATE, AND ACCESSORY INFORMATION
 - ALL MEASUREMENTS TO CENTER OF C-CLAMP
 - ALL POSITIONS TO HAVE SPARE CIRCUITS + DATA
 - ALL BOOMS AND LADDERS TO BE STABILIZED AS NEEDED
 - ALL MOVING LIGHTS TO BE LEVELLED
 - SPARE BY 10, R132, BLACKTAC, AND BLACKWRAP SHALL BE AVAILABLE DURING FOCUS
 - SEE COVERAGE FOR UNIT MODES AND CHANGES WITHOUT THE CONSENT OF DESIGNER
 - PLEASE CONSULT "SET LX SPEC" PDF FOR MORE INFO

REV	REVISION	DATE
F	SHOW OPENING	06-08-23
E	1/2" HOOD SWAP/OUT	06-01-23
D	LOAD-IN	05-26-23
C	TUBE EDITS	05-10-23
B	INVENTORY ADJUSTMENTS	04-15-23
A	PRELIMINARY	04-03-23

THIS DRAWING REPRESENTS VISUAL CONCEPTS AND CONSTRUCTION SUGGESTIONS ONLY.

THE DESIGNER IS UNQUALIFIED TO DETERMINE THE STRUCTURAL ELECTRICAL APPROPRIATENESS OF THIS DESIGN, AND WILL NOT ASSUME RESPONSIBILITY FOR STRUCTURAL ENGINEERING AND CONSTRUCTION. CONSULT WITH THE MOST APPROPRIATE APPLICABLE NATIONAL AND LOCAL CODES.

HERRICK GOLDMAN
 314.433.8888
 E-mail: DesignerEmail@gmail.com

AIDA
 THE TIMELESS LOVE STORY


AIDA
 STAGES ST. LOUIS
 ST. LOUIS, USA

DIRECTED BY: LUIS SALGADO
 SCENERY BY: KATE RANCE
 SOUND BY: [blank]
 PROJECTIONS BY: [blank]
 LIGHTING BY: HERRICK GOLDMAN

LINESET SCHEDULE

LS#	DIST-PL	TRIM	DESCRIPTION
			V-SHAPE TUBES 26'-4" +30'-0" DH
			CYC # # # # # +29'-5" 18
			5 ELECTRIC 30'-0" +28'-11" 17 ->NOTE: LINESET BREASTED DS BY 0'-3"
			BLACK SCRIM # # # # # +26'-11" 16
			3 BORDER + PYRAMID RIG +25'-11" 15
			4A ELECTRIC 27'-4" +24'-5" 14
			CLOTHING PICKS # # # # # +22'-5" 13
			4 ELECTRIC 26'-0" +20'-11" 12
			3 LEGS +19'-4" DH
			2 BORDER # # # # # +18'-5" 11
			MIDSTAGE TRAVELER +16'-11" 10
			3 ELECTRIC 31'-0" +15'-5" 9
			2 LEGS +13'-5" DH
			+12'-5" 8
			+10'-6" 7
			2 ELECTRIC 27'-0" +8'-11" 6
			1 LEGS +7'-4" DH
			1 BORDER # # # # # +6'-5" 5
			FANCY CURTAIN # # # # # +5'-5" 4
			1 ELECTRIC 27'-0" +3'-5" 3
			MAIN TEASER +1'-11" 2
			MAIN CURTAIN +0'-11" 1

LS# DIST-PL TRIM DESCRIPTION



- KEY**
- SOURCE FOUR 10 DEG. 750W:
 - SOURCE FOUR 14 DEG. 750W:
 - SOURCE FOUR 18 DEG. 575W:
 - SOURCE FOUR 24 DEG. 750W:
 - SOURCE FOUR 24 DEG. 575W:
 - SOURCE FOUR 36 DEG. 750W:
 - SOURCE FOUR 36 DEG. 575W:
 - COLORSOURCE SPOT 24 DEG:
 - COLORSOURCE SPOT 38 DEG:
 - COLORSOURCE SPOT DEEP BLUE 18 DEG:
 - COLORSOURCE SPOT DEEP BLUE 24 DEG:
 - COLORSOURCE SPOT DEEP BLUE 36 DEG:
 - SOURCE FOUR PAR VNSP. 575W:
 - SOURCE FOUR PAR NSP. 750W:
 - SOURCE FOUR PAR NSP. 575W:
 - COLORSOURCE PAR DEEP BLUE
 - BIRDIE
 - ADJ MEGA HEX PAR
 - ARTON VERSAFIX 8S
 - GLAY PAKY ALPHA SPOT 1500
 - ELATION FUSE MAX SPOT
 - VARILITE VL1600 PROFILE

- LEGEND**
- Colorbar II
 - Template
 - Line
 - Channel #

- GENERAL NOTES**
- ALL UNITS TO BE HUNG, CABLED, COLORED, AND ACCESSORIZED BEFORE FOCUS
 - SEE LIGHTWRIGHT FOR COLOR, TEMPLATE, AND ACCESSORY INFORMATION
 - ALL MEASUREMENTS TO CENTER OF C-CLAMP
 - ALL POSITIONS TO HAVE SPARE CIRCUITS + DATA
 - UNITS HUNG ON A 1" STANDARD
 - SUSPECTED MEASUREMENTS TAKE PRIORITY OVER SCALE MEASUREMENTS
 - ALL MOVING LIGHTS TO BE LEVELED
 - SPARE BY 10, R132, BLACKTAC, AND BLACKWRAP SHALL BE AVAILABLE DURING FOCUS
 - SEE COVERAGE FOR UNIT MODES AND CHANGES WITHOUT THE CONSENT OF DESIGNER
 - PLEASE CONSULT "SET LX SPEC" PDF FOR MORE INFO

REV	REVISION	DATE
F	SHOW OPENING	06-08-23
E	1/2" HOOD SWAP/OUT	06-01-23
D	LOAD-IN	05-26-23
C	TUBE EDITS	05-10-23
B	INVENTORY ADJUSTMENTS	04-15-23
A	PRELIMINARY	04-03-23

THIS DRAWING REPRESENTS VISUAL CONCEPTS AND CONSTRUCTION SUGGESTIONS ONLY.

THE DESIGNER IS UNAVAILABLE TO DETERMINE THE STRUCTURAL APPROPRIATENESS OF THIS DESIGN, AND WILL NOT ASSUME RESPONSIBILITY FOR STRUCTURAL ENGINEERING AND CONSTRUCTION MUST COMPLY WITH THE MOST STRINGENT APPLICABLE NATIONAL AND LOCAL FIRE, SAFETY, ENERGY, AND ENVIRONMENTAL CODES.

HERRICK GOLDMAN
 314.993.8888
 E-mail: DesignerEma@herrickgoldman.com

AIDA
 THE TIMELESS LOVE STORY

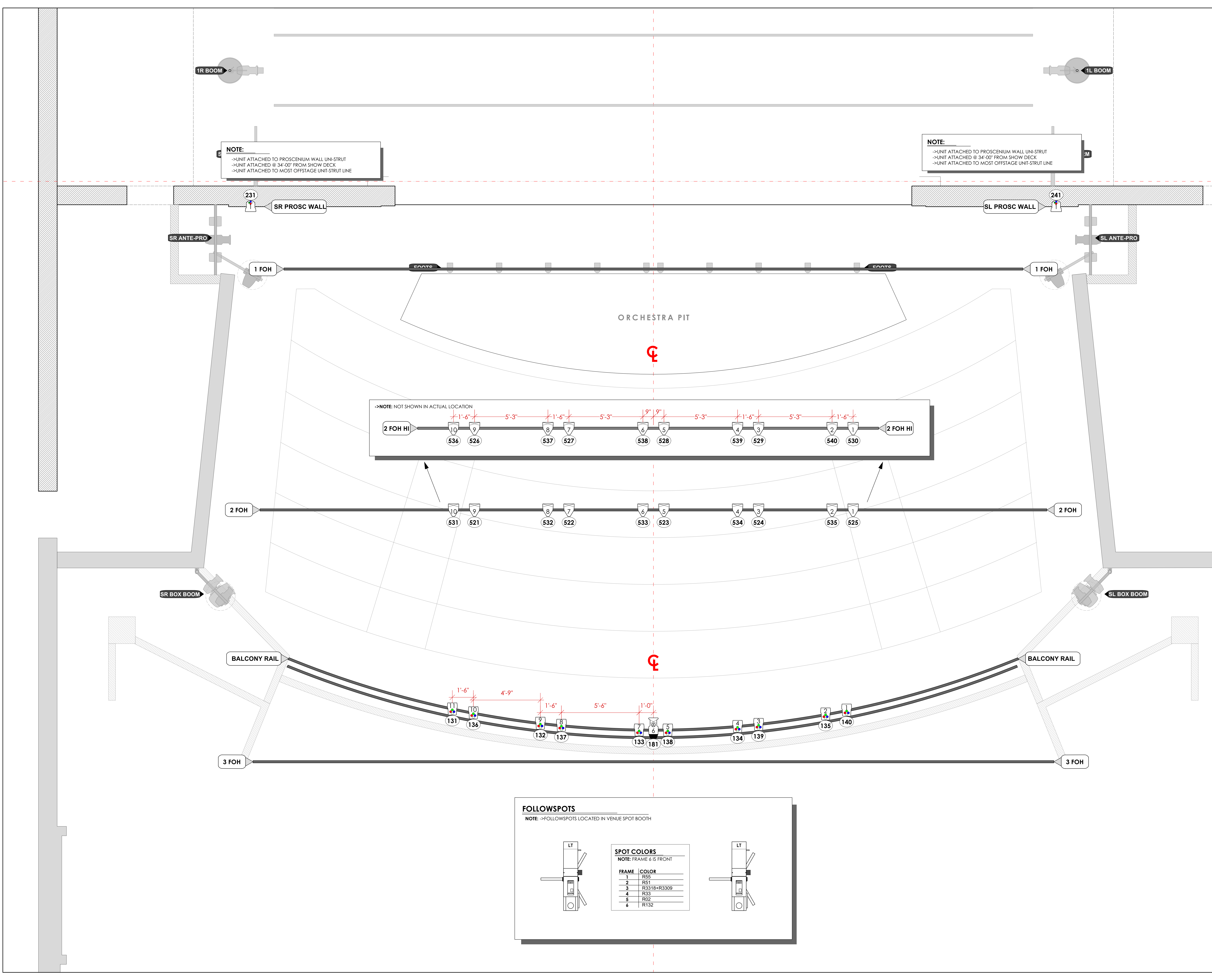
AIDA
 STAGES ST. LOUIS
 ST. LOUIS, USA

DIRECTED BY: LUIS SALGADO
 SCENERY BY: KATE RANCE
 SOUND BY:
 PROJECTIONS BY:
 LIGHTING BY: HERRICK GOLDMAN

OVERHEADS RIG

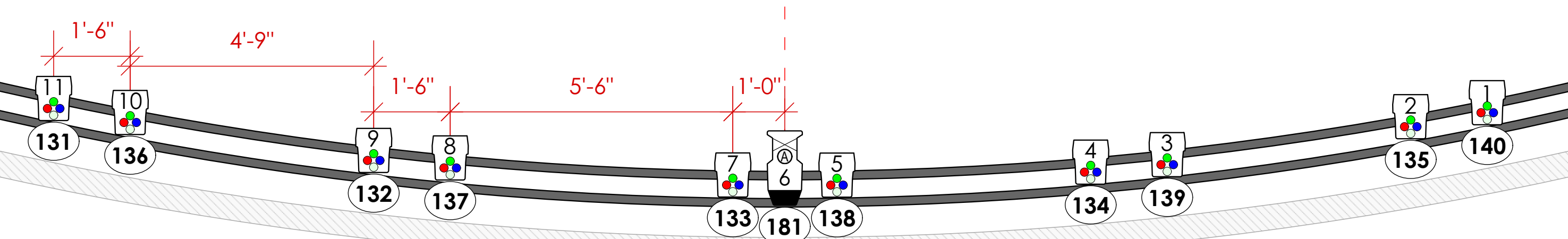
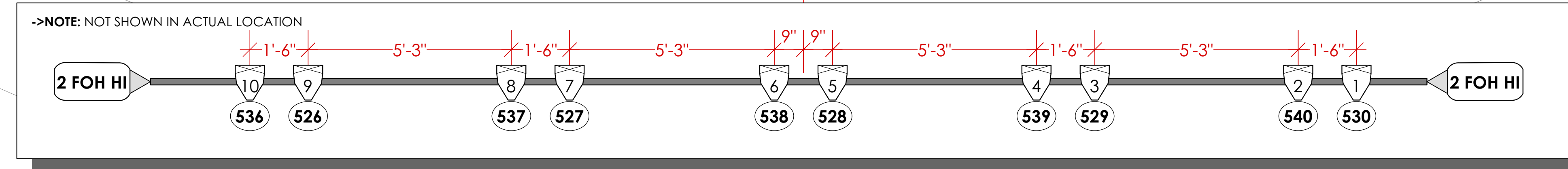
SCALE: 1/2" = 1'-0"
 DATE: 06/08/2023
 DRAWN: ZACHARY HEFFNER
 heffnerzachary@gmail.com

PLATE
1R OF 13



NOTE:
 -UNIT ATTACHED TO PROSCENIUM WALL UNI-STRUT
 -UNIT ATTACHED @ 34'-00" FROM SHOW DECK
 -UNIT ATTACHED TO MOST OFFSTAGE UNI-STRUT LINE

NOTE:
 -UNIT ATTACHED TO PROSCENIUM WALL UNI-STRUT
 -UNIT ATTACHED @ 34'-00" FROM SHOW DECK
 -UNIT ATTACHED TO MOST OFFSTAGE UNI-STRUT LINE



FOLLOWSPOTS
 NOTE: ->FOLLOWSPOTS LOCATED IN VENUE SPOT BOOTH

SPOT COLORS
 NOTE: FRAME 6 IS FRONT

FRAME	COLOR
1	R55
2	R51
3	R3318+R3309
4	R33
5	R02
6	R132

- KEY**
- SOURCE FOUR 10 DEG. 750W:
 - SOURCE FOUR 14 DEG. 750W:
 - SOURCE FOUR 18 DEG. 575W:
 - SOURCE FOUR 24 DEG. 750W:
 - SOURCE FOUR 36 DEG. 750W:
 - SOURCE FOUR 36 DEG. 575W:
 - COLOR SOURCE SPOT 24 DEG.
 - COLOR SOURCE SPOT 38 DEG.
 - COLOR SOURCE SPOT DEEP BLUE 18 DEG.
 - COLOR SOURCE SPOT DEEP BLUE 24 DEG.
 - COLOR SOURCE SPOT DEEP BLUE 36 DEG.
 - SOURCE FOUR PAR VNSP 575W:
 - SOURCE FOUR PAR NSP 750W:
 - SOURCE FOUR PAR NSP 575W:
 - COLOR SOURCE PAR DEEP BLUE
 - BIRDIE
 - ADJ MEGA HEX PAR
 - AYRTON VERSAPIX-RS
 - CLAY PAKY ALPHA SPOT 1500
 - ELATION RIZE MAX SPOT
 - VARI-LITE VL100 PROFILE

- LEGEND**
- Color #
 - Template
 - Line
 - Channel #

GENERAL NOTES

- >ALL UNITS TO BE HUNG, CABLED, COLORED, AND ACCESSORIZED BEFORE FOCUS
- >SEE LIGHTWEIGHT FOR COLOR, TEMPLATE, AND ACCESSORY INFORMATION
- >ALL MEASUREMENTS TO CENTER OF C-CLAMP
- >ALL TRIMS TO SHOW DECK
- >UNITS HUNG ON A 1'-6" STANDARD
- >SPECIFIED MEASUREMENTS TAKE PRIORITY OVER SCALE MEASUREMENTS
- >ALL POSITIONS TO HAVE SPARE CIRCUITS + DATA
- >ALL BOOMS AND LADDERS TO BE STABILIZED AS NEEDED
- >ALL MOVING LIGHTS TO BE LEVELLED
- >SPARE BY 1% R132, BLACKTAC, AND BLACKWRAP SHALL BE AVAILABLE DURING FOCUS
- >SEE COVERAGE FOR UNIT MODES AND CHANGES WITHOUT THE CONSENT OF DESIGNER
- >PLEASE CONSULT "SET LX SPEC" PDF FOR MORE INFO

REV	REVISION	DATE
F	SHOW OPENING	06-08-23
E	1/4" ROD SWAP/OUT	06-01-23
D	LOAD-IN	05-26-23
C	TUBE EDITS	05-10-23
B	INVENTORY ADJUSTMENTS	04-15-23
A	PRELIMINARY	04-03-23

THIS DRAWING REPRESENTS VISUAL CONCEPTS AND CONSTRUCTION SUGGESTIONS ONLY.
 THE DESIGNER IS UNQUALIFIED TO DETERMINE THE STRUCTURAL APPROPRIATENESS OF THIS DESIGN, AND WILL NOT ASSUME RESPONSIBILITY FOR STRUCTURAL ENGINEERING CONSULTATION. CONSULT WITH THE MOST STRONGEST AND CONSTRUCTION MUST COMPLY WITH THE MOST STRINGENT APPLICABLE NATIONAL AND LOCAL FIRE, SAFETY, ENERGY, AND ENVIRONMENTAL CODES.

HERRICK GOLDMAN
 314.993.8888
 E-mail: DesignerEma@herrickgoldman.com



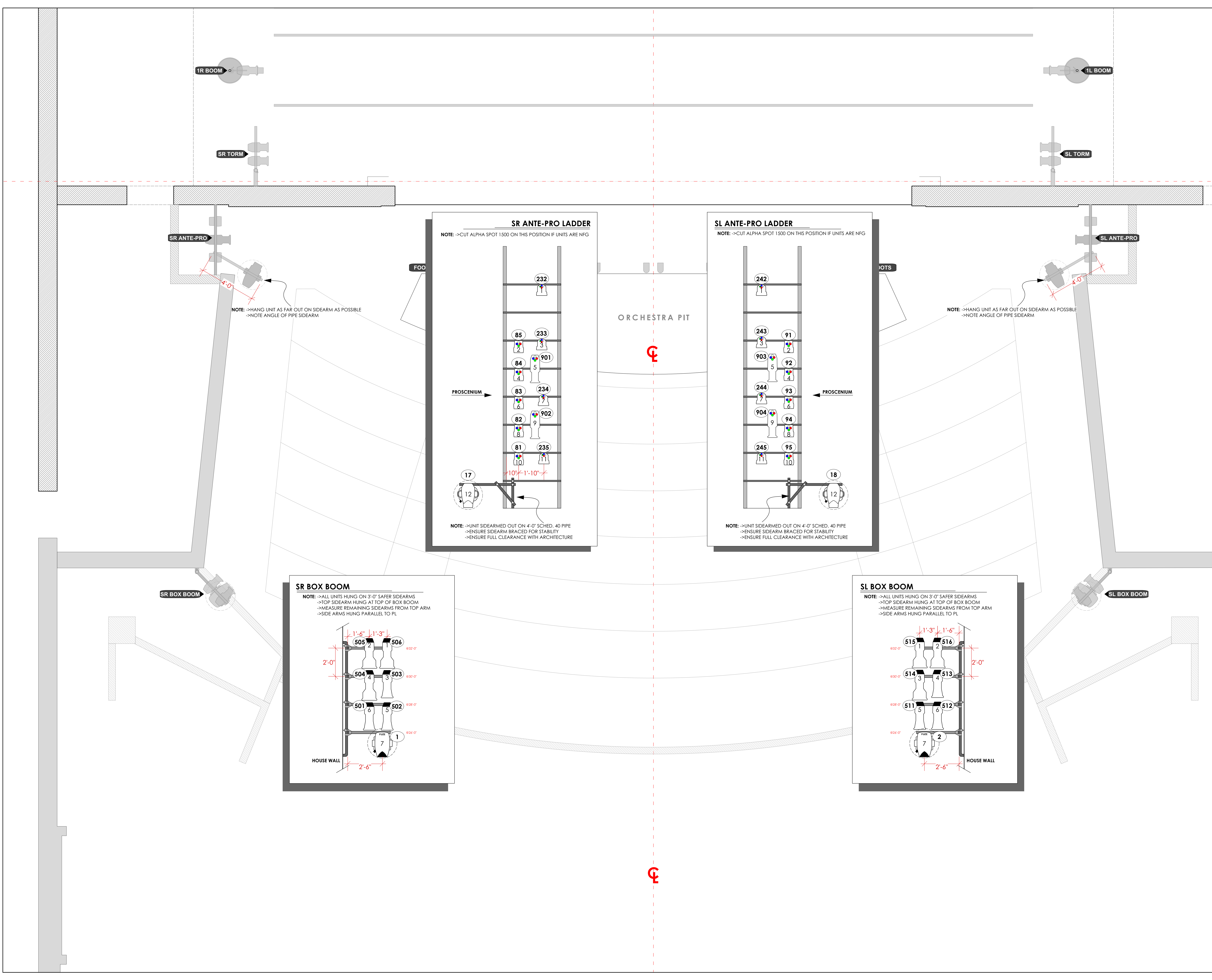
AIDA
 STAGES ST. LOUIS
 ST. LOUIS, USA

DIRECTED BY: LUIS SALGADO
 SCENERY BY: KATE RANCE
 SOUND BY:
 PROJECTIONS BY:
 LIGHTING BY: HERRICK GOLDMAN

FOH

SCALE: 1/2" = 1'-0"
 DATE: 06/08/2023
 DRAWN: ZACHARY HEFFNER
 heffnerzachary@gmail.com

PLATE
 2 OF 13



- KEY**
- SOURCE FOUR 10 DEG - 750W
 - SOURCE FOUR 14 DEG - 750W
 - SOURCE FOUR 18 DEG - 750W
 - SOURCE FOUR 24 DEG - 750W
 - SOURCE FOUR 26 DEG - 750W
 - SOURCE FOUR 36 DEG - 750W
 - SOURCE FOUR 36 DEG - 575W
 - COLOR SOURCE SPOT 24 DEG
 - COLOR SOURCE SPOT 38 DEG
 - COLOR SOURCE SPOT DEEP BLUE 18 DEG
 - COLOR SOURCE SPOT DEEP BLUE 24 DEG
 - COLOR SOURCE SPOT DEEP BLUE 36 DEG
 - SOURCE FOUR FAR VNSP - 575W
 - SOURCE FOUR FAR NSP - 750W
 - SOURCE FOUR FAR NSP - 575W
 - COLOR SOURCE PAR DEEP BLUE
 - BIRDIE
 - AYRTON VERSAFIX-85
 - CLAY PAKY ALPHA SPOT 1500
 - ELATION FUZE MAX SPOT
 - VARILITE VL1500-FOSILE

- LEGEND**
- Columb II
 - Template
 - Line
 - Channel II

GENERAL NOTES

- > ALL UNITS TO BE HUNG, CABLED, COLORED, AND ACCESSORIZED BEFORE FOCUS
- > SEE LIGHTWEIGHT FOR COLOR, TEMPLATE, AND ACCESSORY INFORMATION
- > ALL MEASUREMENTS TO CENTER OF C-CLAMP
- > ALL TRIMS TO SHOW DECK
- > UNITS HUNG ON A 1-1/2" STANDARD
- > UNITS TO HAVE SPARE CIRCUITS + DATA
- > ALL BOOMS AND LADDERS TO BE STABILIZED AS NEEDED
- > ALL MOVING LIGHTS TO BE LEVELED
- > SPARE BY 10, R132, BLACKTAC, AND BLACKWRAP SHALL BE AVAILABLE DURING FOCUS
- > SEE COVERAGE FOR UNIT MODES AND CHANGES WITHOUT THE CONSENT OF DESIGNER
- > PLEASE CONSULT "SET LX SPEC" PDF FOR MORE INFO

REV	REVISION	DATE
F	SHOW OPENING	06-08-23
E	LX RIG SWAP-OUT	05-01-23
D	LOAD-IN	05-26-23
C	TUBE EDITS	05-10-23
B	INVENTORY ADJUSTMENTS	04-15-23
A	PRELIMINARY	04-03-23

THIS DRAWING REPRESENTS VISUAL CONCEPTS AND CONSTRUCTION SUGGESTIONS ONLY.

THE DESIGNER IS UNAVAILABLE TO DETERMINE THE STRUCTURAL OR ELECTRICAL APPROPRIATENESS OF THIS DESIGN, AND WILL NOT ASSUME RESPONSIBILITY FOR STRUCTURAL ENGINEERING OR CONSTRUCTION. CONSULT WITH THE MOST STRONGEST AND APPROPRIATE SYSTEMS AND LOCAL FIRE, SAFETY, ENERGY, AND ENVIRONMENTAL CODES.

HERRICK GOLDMAN
 314.993.8888
 E-mail: DesignerEma@herrickgoldman.com



AIDA
 STAGES ST. LOUIS
 ST. LOUIS, USA

DIRECTED BY: LUIS SALGADO
 SCENERY BY: KATE RANCE
 SOUND BY:
 PROJECTIONS BY:
 LIGHTING BY: HERRICK GOLDMAN

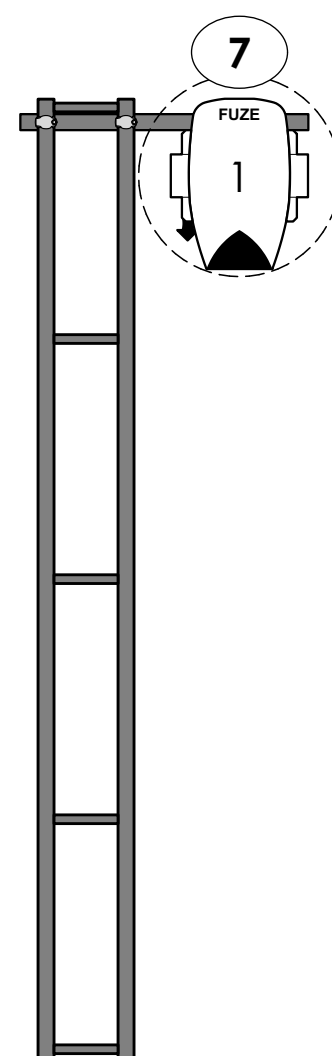
LADDERS

SCALE: 1/2" = 1'-0"
 DATE: 06/08/2023
 DRAWN: ZACHARY HEFFNER
 heffnerzachary@gmail.com

PLATE
3 OF **13**

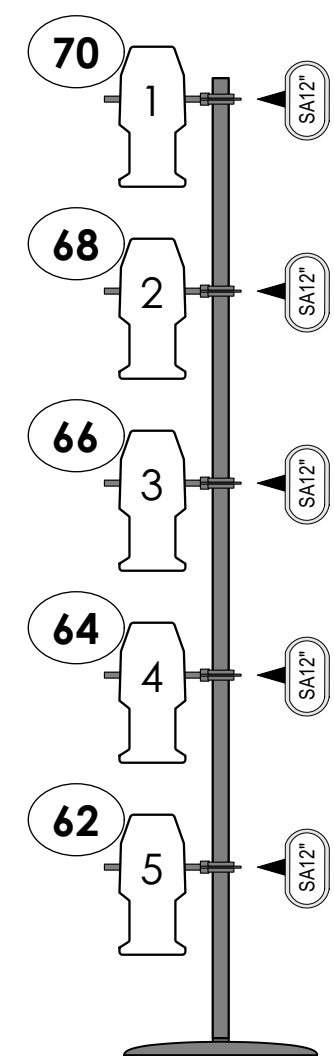
UR TOWER

NOTE: -> FRONT OF ML FACES ONSTAGE
-> 27'-3" US OF PL
-> 27'-9" SR OF CL



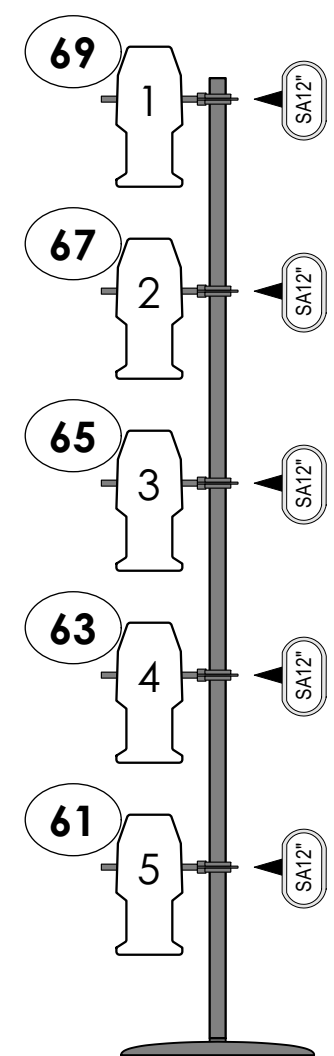
2R BOOM

NOTE: -> 14'-0" US OF PL
-> 28'-8" SR OF CL

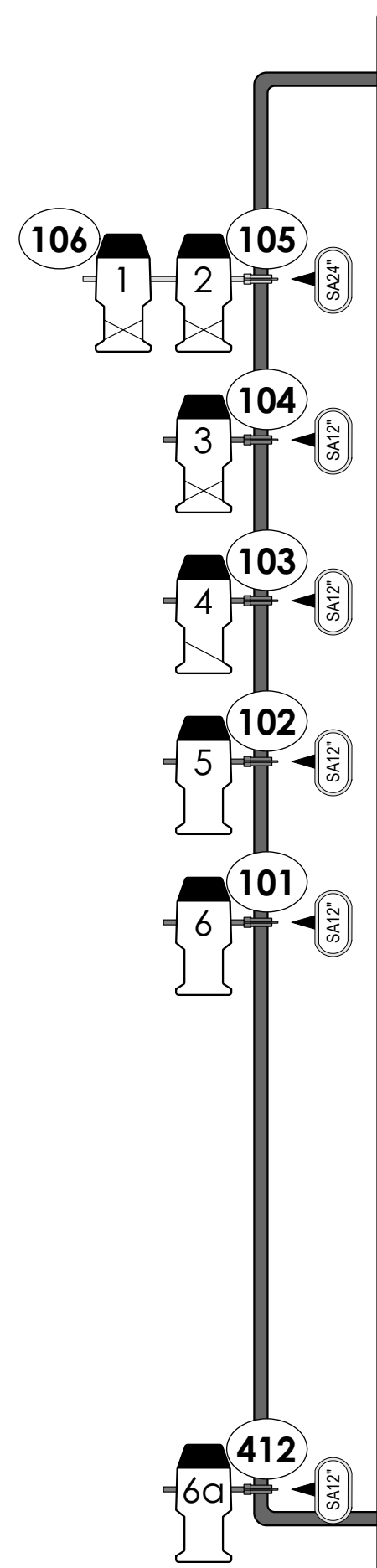


1R BOOM

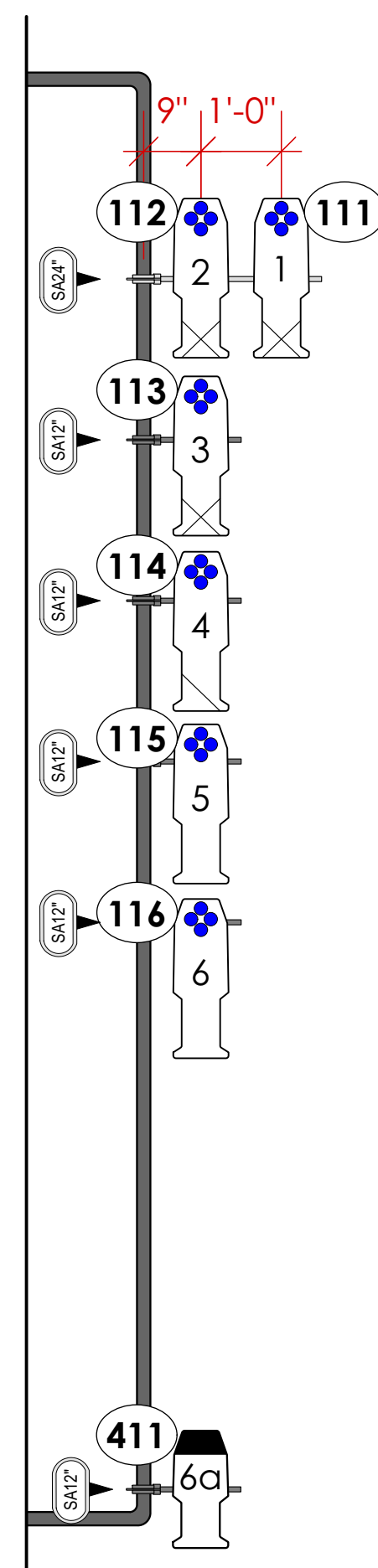
NOTE: -> 8'-0" US OF PL
-> 30'-2" SR OF CL



SR TORM

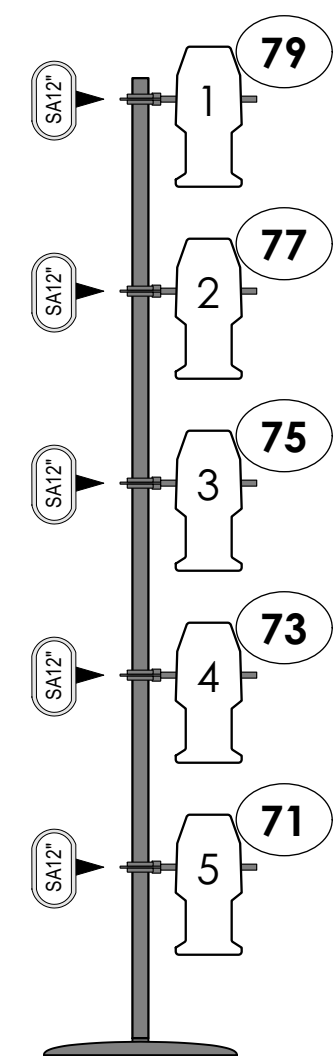


SL TORM



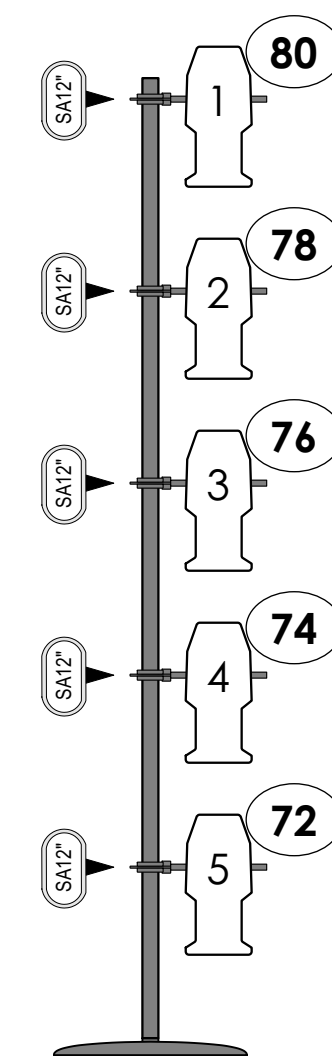
1L BOOM

NOTE: -> 8'-0" US OF PL
-> 30'-2" SL OF CL



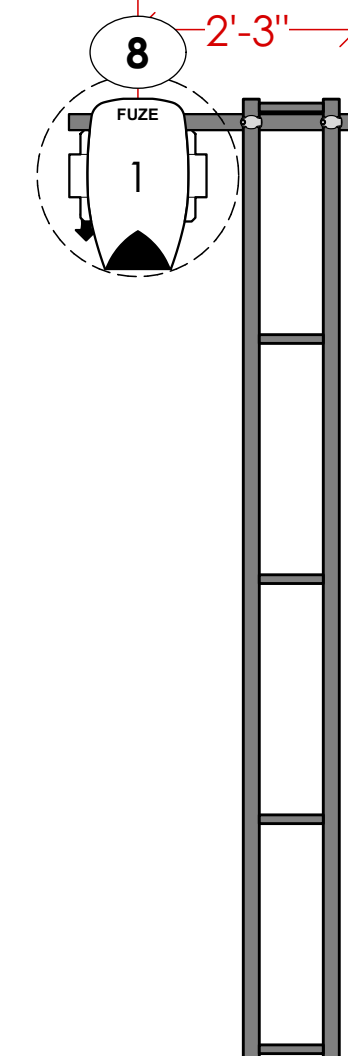
2L BOOM

NOTE: -> 14'-0" US OF PL
-> 28'-8" SL OF CL

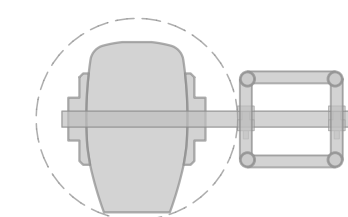
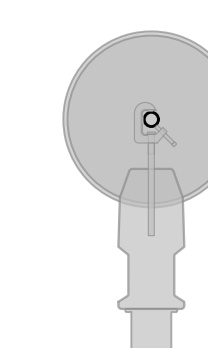
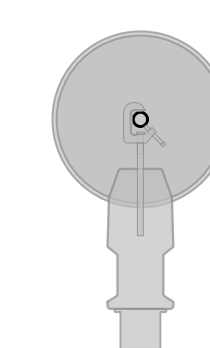
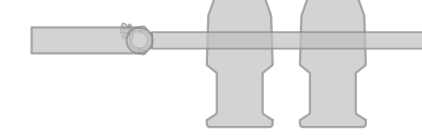
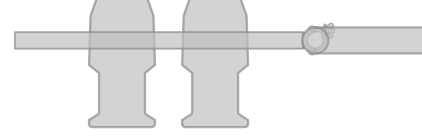
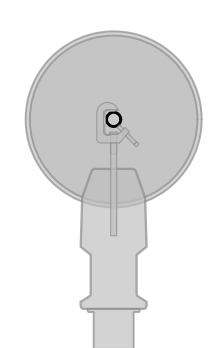
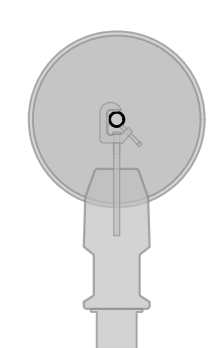
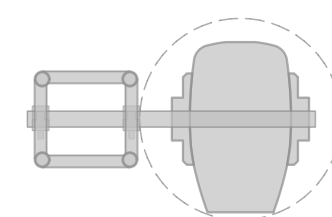


UL TOWER

NOTE: -> FRONT OF ML FACES ONSTAGE
-> 27'-3" US OF PL
-> 27'-9" SL OF CL



SHOW DECK



KEY

- SOURCE FOUR 10 DEG. 750W.
- SOURCE FOUR 14 DEG. 750W.
- SOURCE FOUR 19 DEG. 750W.
- SOURCE FOUR 24 DEG. 750W.
- SOURCE FOUR 28 DEG. 750W.
- SOURCE FOUR 34 DEG. 750W.
- SOURCE FOUR 36 DEG. 750W.
- COLORSOURCE SPOT 24 DEG.
- COLORSOURCE SPOT 34 DEG.
- COLORSOURCE SPOT DEEP BLUE 17 DEG.
- COLORSOURCE SPOT DEEP BLUE 24 DEG.
- COLORSOURCE SPOT DEEP BLUE 34 DEG.
- SOURCE FOUR PAR VNSF 575W.
- SOURCE FOUR PAR NSF 750W.
- SOURCE FOUR PAR NSF 575W.
- COLORSOURCE PAR DEEP BLUE.
- MIDIE.
- ADJ MEGA HEX PAR.
- AYRTON VERSAPIX-RS.
- CLAY RACT ALPHA SPOT 1500.
- ELATION FUZE MAX SPOT.
- VARI-LITE VL1600 PROFILE.

LEGEND

- Coloram II
- Template
- Unit #
- Channel #

GENERAL NOTES

- > ALL UNITS TO BE HUNG, CABLED, COLORED, AND ACCESSORIZED BEFORE FOCUS
- > SEE LIGHTWRIGHT FOR COLOR, TEMPLATE, AND ACCESSORY INFORMATION
- > ALL MEASUREMENTS TO CENTER OF C-CLAMP
- > ALL TRIMS TO SHOW DECK
- > UNITS HUNG ON A 1" STANDARD
- > DEPICTED MEASUREMENTS TAKE PRIORITY OVER SCALE MEASUREMENTS
- > ALL POSITIONS TO HAVE SPARE CIRCUITS + DATA
- > ALL BOOMS AND LADDERS TO BE STABILIZED AS NEEDED
- > ALL MOVING LIGHTS TO BE LEVELED
- > SPARE R118, R132, BLACKTAC, AND BLACKWRAP SHALL BE AVAILABLE DURING FOCUS
- > SEE COVERPAGE FOR UNIT MODES
- > NO CHANGES WITHOUT THE CONSENT OF DESIGNER
- > PLEASE CONSULT "SET LX SPEC" PDF FOR MORE INFO

REV	REVISION	DATE
F	SHOW OPENING	06-08-23
E	VL1600 SWAPOUT	06-01-23
D	LOAD-IN	05-26-23
C	TUBE EDITS	05-10-23
B	INVENTORY ADJUSTMENTS	04-15-23
A	PRELIMINARY	04-03-23

THIS DRAWING REPRESENTS VISUAL CONCEPTS AND CONSTRUCTION SUGGESTIONS ONLY.

THE DESIGNER IS UNQUALIFIED TO DETERMINE THE STRUCTURAL OR ELECTRICAL APPROPRIATENESS OF THIS DESIGN, AND WILL NOT ASSUME RESPONSIBILITY FOR IMPROPER ENGINEERING, CONSTRUCTION, HANDING, OR USE. ALL MATERIALS AND CONSTRUCTION MUST COMPLY WITH THE MOST STRINGENT APPLICABLE NATIONAL AND LOCAL FIRE, SAFETY, ENERGY, AND ENVIRONMENTAL CODES.

HERRICK GOLDMAN
Cell: (##) ###-####
E-mail: DesignerEmail@Email.com



AIDA
STAGES ST. LOUIS
ST. LOUIS, USA

DIRECTED BY: LUIS SALGADO
SCENERY BY: KATE RANCE
SOUND BY:
PROJECTIONS BY:
LIGHTING BY: HERRICK GOLDMAN

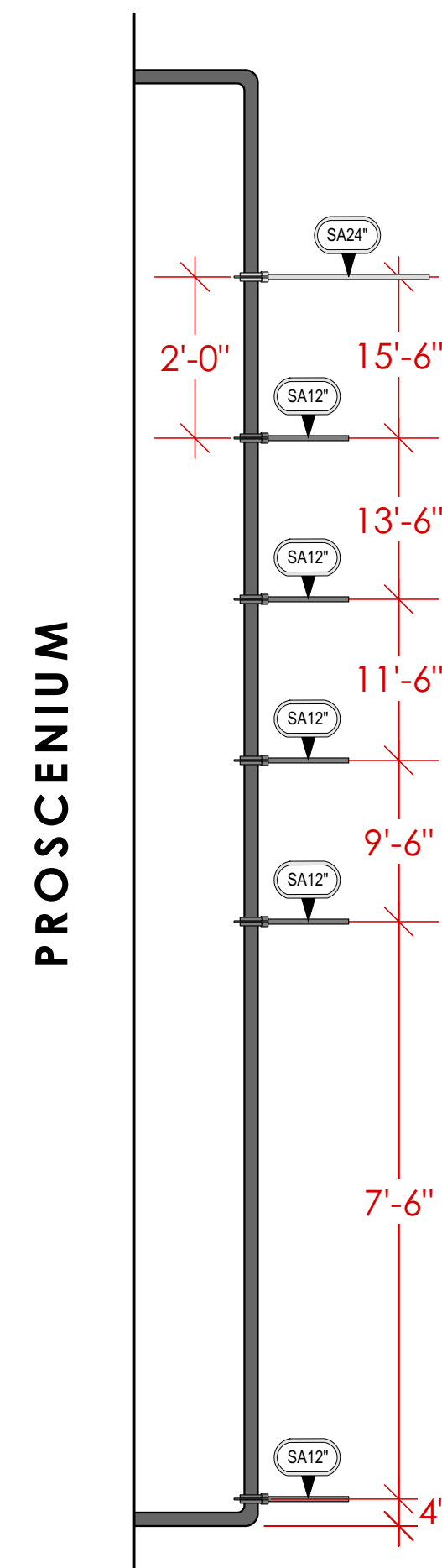
BOOMS

SCALE: 1/2" = 1'-0" **PLATE**
DATE: 06/08/2023
DRAWN: ZACHARY HEFFNER
heffnerzachary@gmail.com

4 OF 13

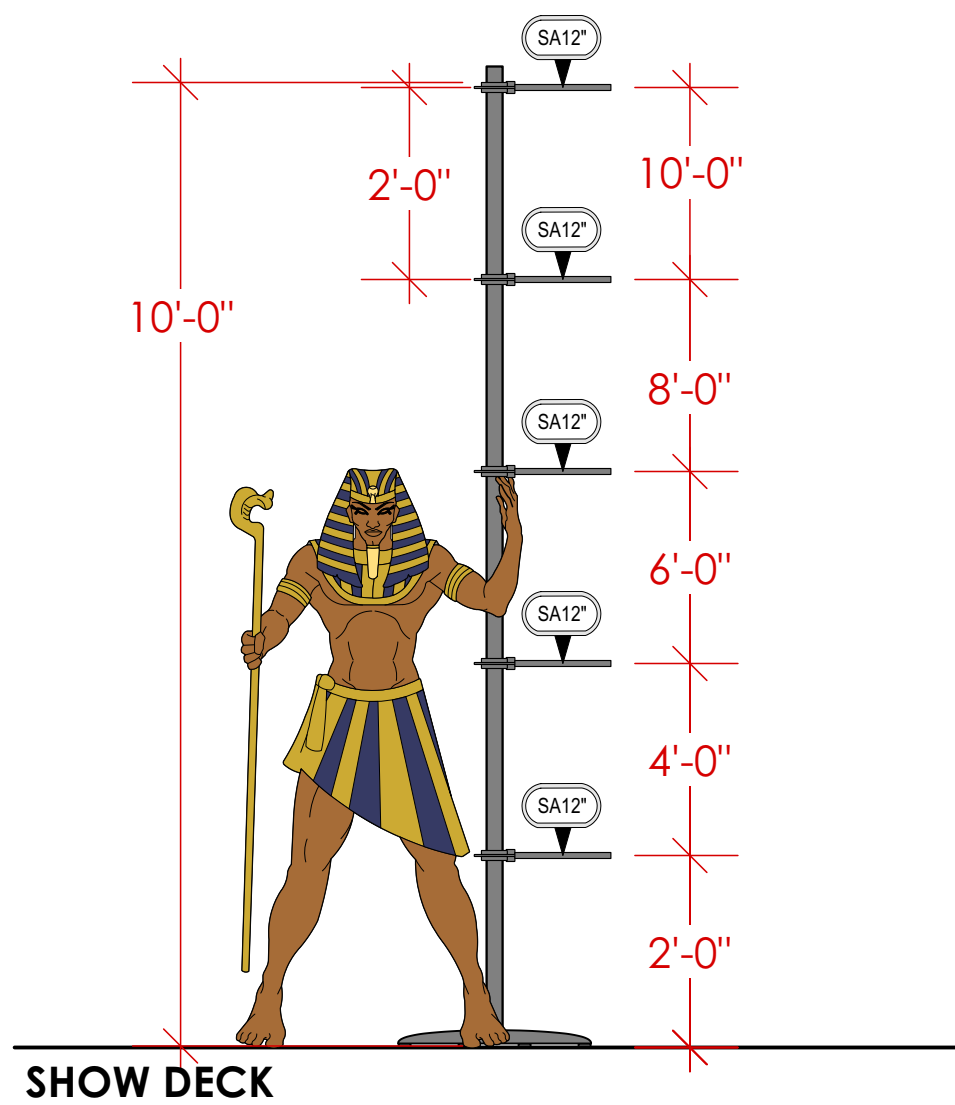
L/R TORM

NOTE: -> SIDE ARM MEASUREMENTS ARE TO BOTTOM OF TORM PIPE
 -> ALL SIDE ARMS POINT DIRECTLY US
 -> TORM PIPE IS A VENUE POSITION



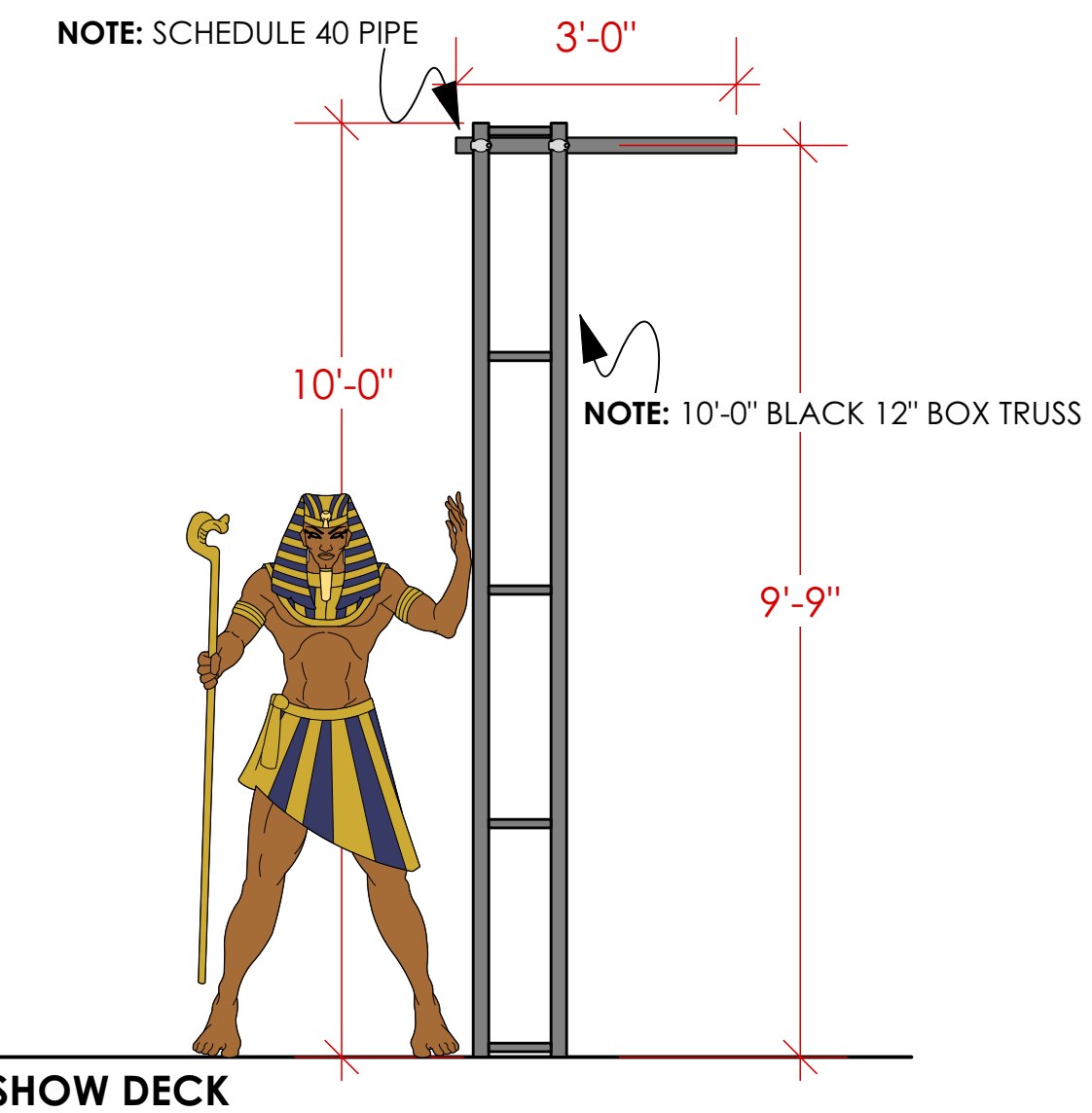
1L/R & 2L/R BOOMS

NOTE: -> ALL SIDE ARM MEASUREMENTS ARE FROM SHOW DECK
 -> ALL SIDE ARMS TO BE HUNG POINTING DIRECTLY ONSTAGE
 -> BRACE POSITION AS NEEDED TO ENSURE STABILITY
 -> ENSURE NO CABLING ON DECK DUE TO SHOW TRAFFIC
 -> ALL SIDE ARMS SHALL BE 12"



US L/R TOWERS

NOTE: -> ENSURE TRUSS APPROPRIATELY WEIGHTED AND BRACED FOR STABILITY
 -> 3'-0" 1-3/4" SCHEDULE 40 PIPE SIDE ARM POINTS DIRECTLY DS
 -> ENSURE SIDE ARM IS PROPERLY BRACED
 -> ENSURE TRUSS AND ALL HARDWARE ARE BLACK



KEY

- SOURCE FOUR 10 DEG. 750W.
- SOURCE FOUR 14 DEG. 750W.
- SOURCE FOUR 19 DEG. 750W.
- SOURCE FOUR 24 DEG. 750W.
- SOURCE FOUR 28 DEG. 750W.
- SOURCE FOUR 34 DEG. 750W.
- SOURCE FOUR 36 DEG. 750W.
- COLORSOURCE SPOT 24 DEG.
- COLORSOURCE SPOT DEEP BLUE 17 DEG.
- COLORSOURCE SPOT DEEP BLUE 24 DEG.
- COLORSOURCE SPOT DEEP BLUE 34 DEG.
- SOURCE FOUR PAR VISP. 750W.
- SOURCE FOUR PAR NSP. 750W.
- SOURCE FOUR PAR NSP. 750W.
- COLORSOURCE PAR DEEP BLUE.
- MIRAGE.
- ADJ. MEGA HEX PAR.
- AYRTON VERSAPIX-S5.

- CLAY RAXT ALPHA SPOT 1500.
- ELATION FIZE MAX SPOT.
- VARI-LITE VL1600 PROFILE.

LEGEND

- Colorram II
- Template
- Unit #
- Channel #

GENERAL NOTES

-> ALL UNITS TO BE HUNG, CABLED, COLORED, AND ACCESSORIZED BEFORE FOCUS
 -> SEE LIGHTWRIGHT FOR COLOR, TEMPLATE, AND ACCESSORY INFORMATION
 -> ALL MEASUREMENTS TO CENTER OF C-CLAMP
 -> ALL TRIMS TO SHOW DECK
 -> UNITS HUNG ON A 1" STD. STANDARD
 -> DEPICTED MEASUREMENTS TAKE PRIORITY OVER SCALE MEASUREMENTS
 -> ALL POSITIONS TO HAVE SPARE CIRCUITS + DATA
 -> ALL BOOMS AND LADDERS TO BE STABILIZED AS NEEDED
 -> ALL MOVING LIGHTS TO BE LEVELED
 -> SPARE R118, R132, BLACKTAC, AND BLACKWRAP SHALL BE AVAILABLE DURING FOCUS
 -> SEE COVERPAGE FOR UNIT MODES
 -> NO CHANGES WITHOUT THE CONSENT OF DESIGNER
 -> PLEASE CONSULT "SET LX SPEC" PDF FOR MORE INFO

REV	REVISION	DATE
F	SHOW OPENING	06-08-23
E	VL1600 SWAPOUT	06-01-23
D	LOAD-IN	05-26-23
C	TUBE EDITS	05-10-23
B	INVENTORY ADJUSTMENTS	04-15-23
A	PRELIMINARY	04-03-23

THIS DRAWING REPRESENTS VISUAL CONCEPTS AND CONSTRUCTION SUGGESTIONS ONLY.

THE DESIGNER IS UNQUALIFIED TO DETERMINE THE STRUCTURAL OR ELECTRICAL APPROPRIATENESS OF THIS DESIGN, AND WILL NOT ASSUME RESPONSIBILITY FOR IMPROPER ENGINEERING, CONSTRUCTION, HANDLING, OR USE. ALL MATERIALS AND CONSTRUCTION MUST COMPLY WITH THE MOST STRINGENT APPLICABLE NATIONAL AND LOCAL FIRE, SAFETY, ENERGY, AND ENVIRONMENTAL CODES.

HERRICK GOLDMAN
 Cell: (###) ###-####
 E-mail: DesignerEmail@Email.com



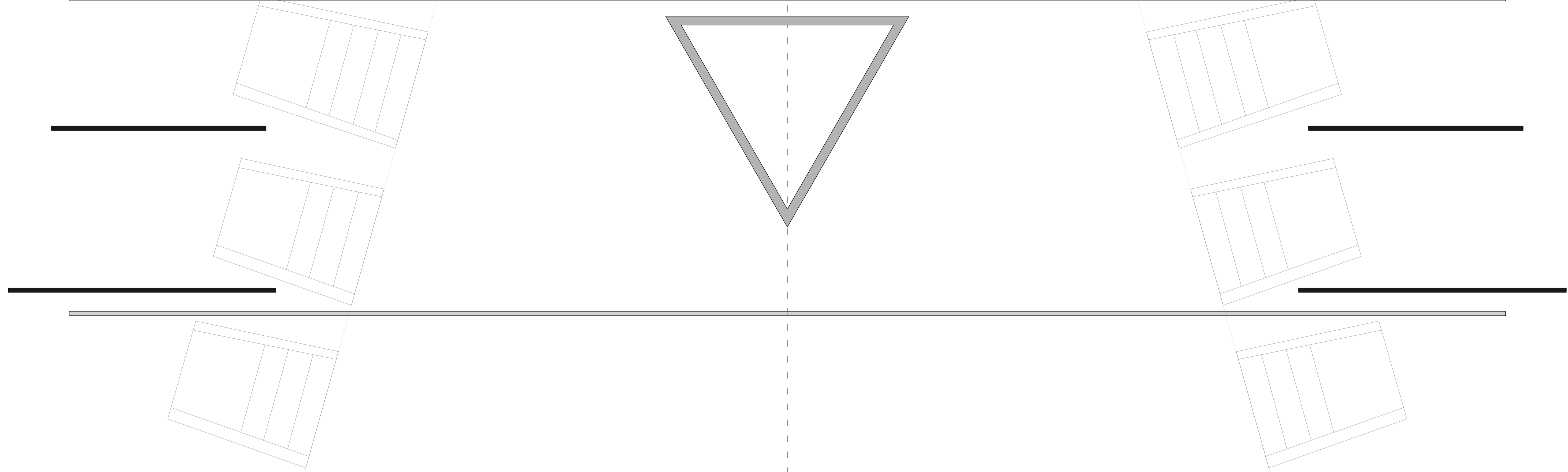
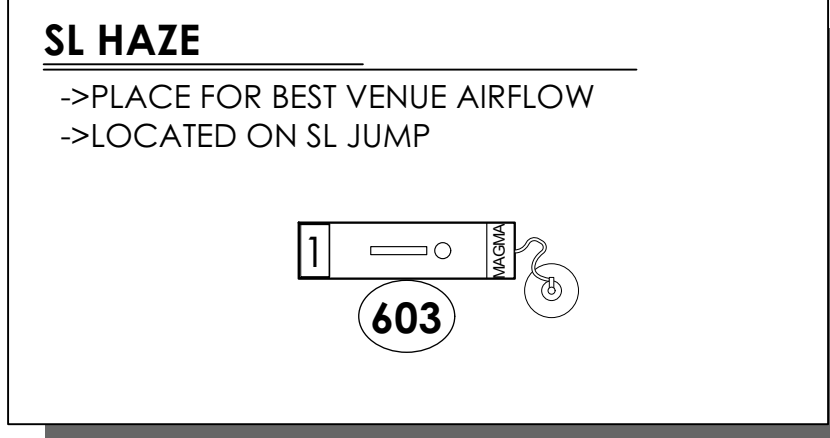
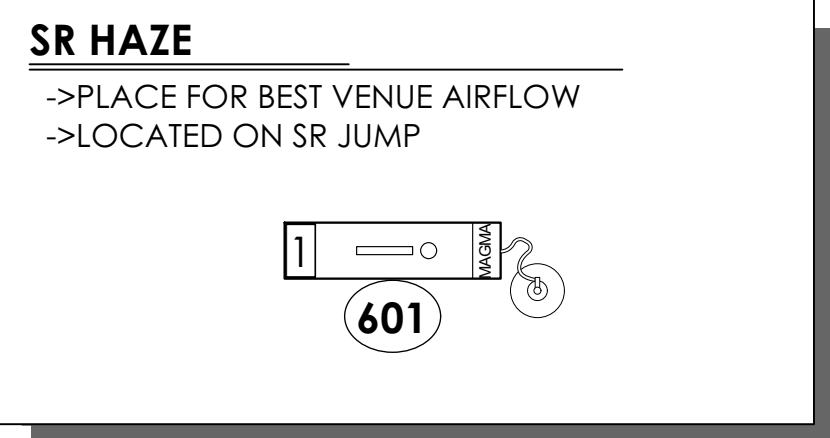
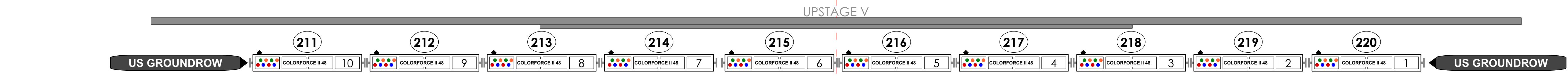
AIDA
 STAGES ST. LOUIS
 ST. LOUIS, USA

DIRECTED BY: LUIS SALGADO
 SCENERY BY: KATE RANCE
 SOUND BY:
 PROJECTIONS BY:
 LIGHTING BY: HERRICK GOLDMAN

BOOMS BUILD

SCALE:	1/2" = 1'-0"	PLATE
DATE:	06/08/2023	4B OF 13
DRAWN:	ZACHARY HEFFNER heffnerzachary@gmail.com	

NOTE:
 ->ENSURE THAT CABLING IS NEAT AND OUT OF SIGHTLINES
 ->EXACT GROUNDROW LOCATION TBD ON SITE BY DESIGNER

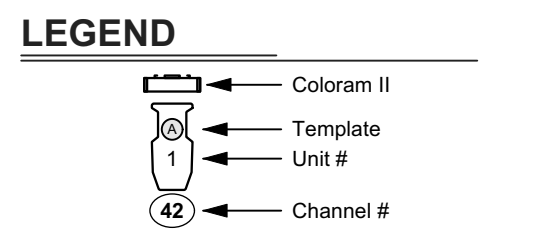


NOTE: ->UNITS HIDDEN INSIDE SCENIC MASKING BOX
 ->CONSULT SCENIC FOR BOX ASTHETIC

NOTE: ->UNITS ATTACHED TO DS EDGE OF DECK

NOTE: ->UNITS HIDDEN INSIDE SCENIC MASKING BOX
 ->ALL UNITS ARE ON FLOOR PLATES
 ->CONSULT SCENIC FOR BOX ASTHETIC

- KEY**
- SOURCE FOUR 10 DEG -75W
 - SOURCE FOUR 14 DEG -75W
 - SOURCE FOUR 19 DEG -75W
 - SOURCE FOUR 24 DEG -75W
 - SOURCE FOUR 28 DEG -75W
 - SOURCE FOUR 34 DEG -75W
 - COLORSOURCE SPOT 24 DEG
 - COLORSOURCE SPOT 34 DEG
 - COLORSOURCE SPOT DEEP BLUE 17 DEG
 - COLORSOURCE SPOT DEEP BLUE 24 DEG
 - COLORSOURCE SPOT DEEP BLUE 34 DEG
 - SOURCE FOUR PAR VNSP -57W
 - SOURCE FOUR PAR NSP -75W
 - SOURCE FOUR PAR NSP -57W
 - COLORSOURCE PAR DEEP BLUE
 - MIDIE
 - ADJ MEGA HEX PAR
 - AYRTON VERSAPIX-RS
 - CLAY RACT ALPHA SPOT 1500
 - ELATION FUZE MAX SPOT
 - VARI-LITE VL1600 PROFILE



GENERAL NOTES

- >ALL UNITS TO BE HUNG, CABLED, COLORED, AND ACCESSORIZED BEFORE FOCUS
- >SEE LIGHTWRIGHT FOR COLOR, TEMPLATE, AND ACCESSORY INFORMATION
- >ALL MEASUREMENTS TO CENTER OF C-CLAMP
- >ALL TRIMS TO SHOW DECK
- >UNITS HUNG ON A 1" STANDARD
- >DEPICTED MEASUREMENTS TAKE PRIORITY OVER SCALE MEASUREMENTS
- >ALL POSITIONS TO HAVE SPARE CIRCUITS + DATA
- >ALL BOOMS AND LADDERS TO BE STABILIZED AS NEEDED
- >ALL MOVING LIGHTS TO BE LEVELED
- >SPARE R118, R132, BLACKTAC, AND BLACKWRAP SHALL BE AVAILABLE DURING FOCUS
- >SEE COVERPAGE FOR UNIT MODES
- >NO CHANGES WITHOUT THE CONSENT OF DESIGNER
- >PLEASE CONSULT "SET LX SPEC" PDF FOR MORE INFO

REV	REVISION	DATE
F	SHOW OPENING	06-08-23
E	VL1600 SWAPOUT	06-01-23
D	LOAD-IN	05-26-23
C	TUBE EDITS	05-10-23
B	INVENTORY ADJUSTMENTS	04-15-23
A	PRELIMINARY	04-03-23

THIS DRAWING REPRESENTS VISUAL CONCEPTS AND CONSTRUCTION SUGGESTIONS ONLY.

THE DESIGNER IS UNQUALIFIED TO DETERMINE THE STRUCTURAL OR ELECTRICAL APPROPRIATENESS OF THIS DESIGN, AND WILL NOT ASSUME RESPONSIBILITY FOR IMPROPER ENGINEERING, CONSTRUCTION, HANDLING, OR USE. ALL MATERIALS AND CONSTRUCTION MUST COMPLY WITH THE MOST STRINGENT APPLICABLE NATIONAL AND LOCAL FIRE, SAFETY, ENERGY, AND ENVIRONMENTAL CODES.

HERRICK GOLDMAN
 Cell: (###) ###-####
 E-mail: DesignerEmail@Email.com

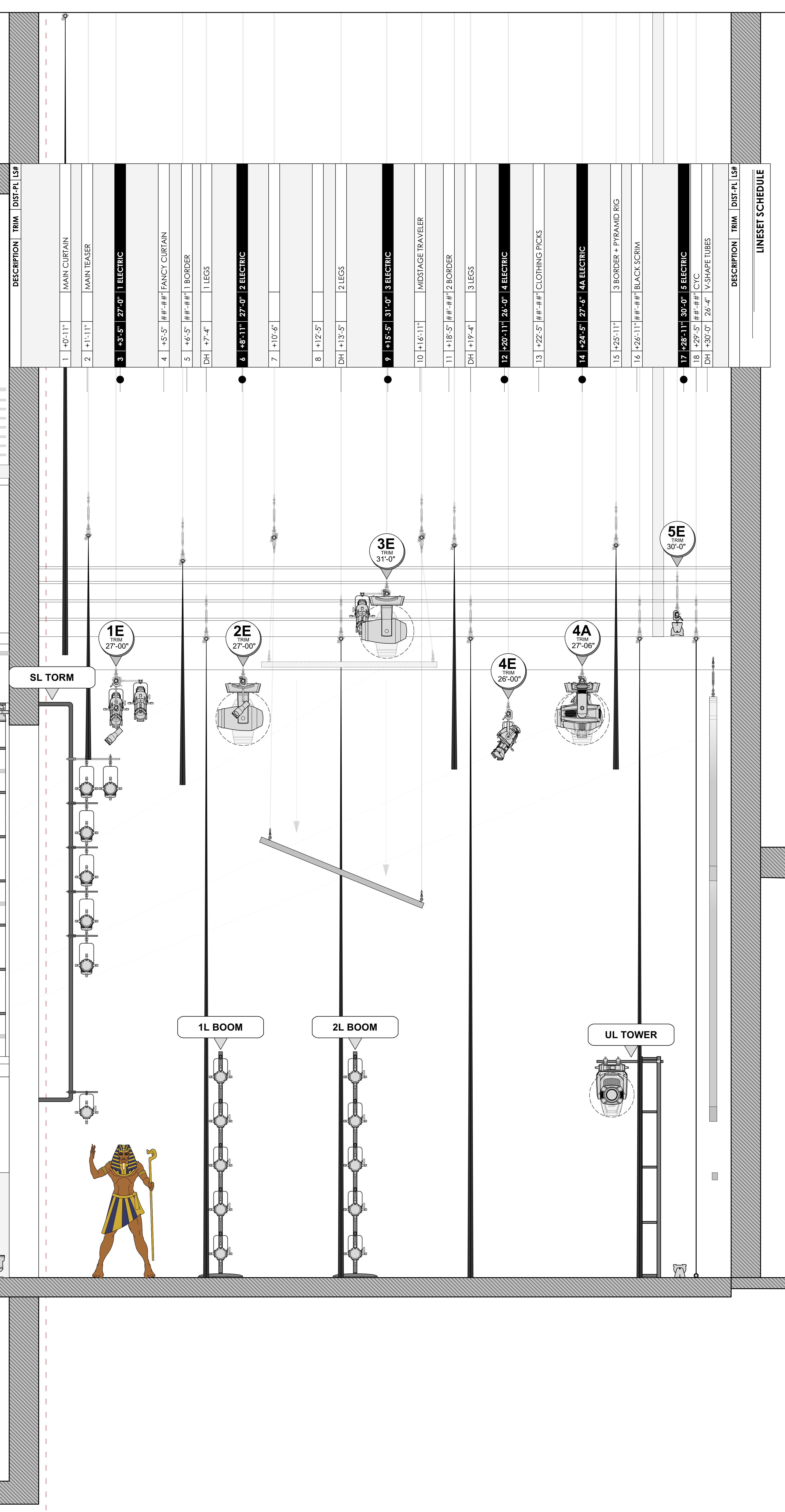
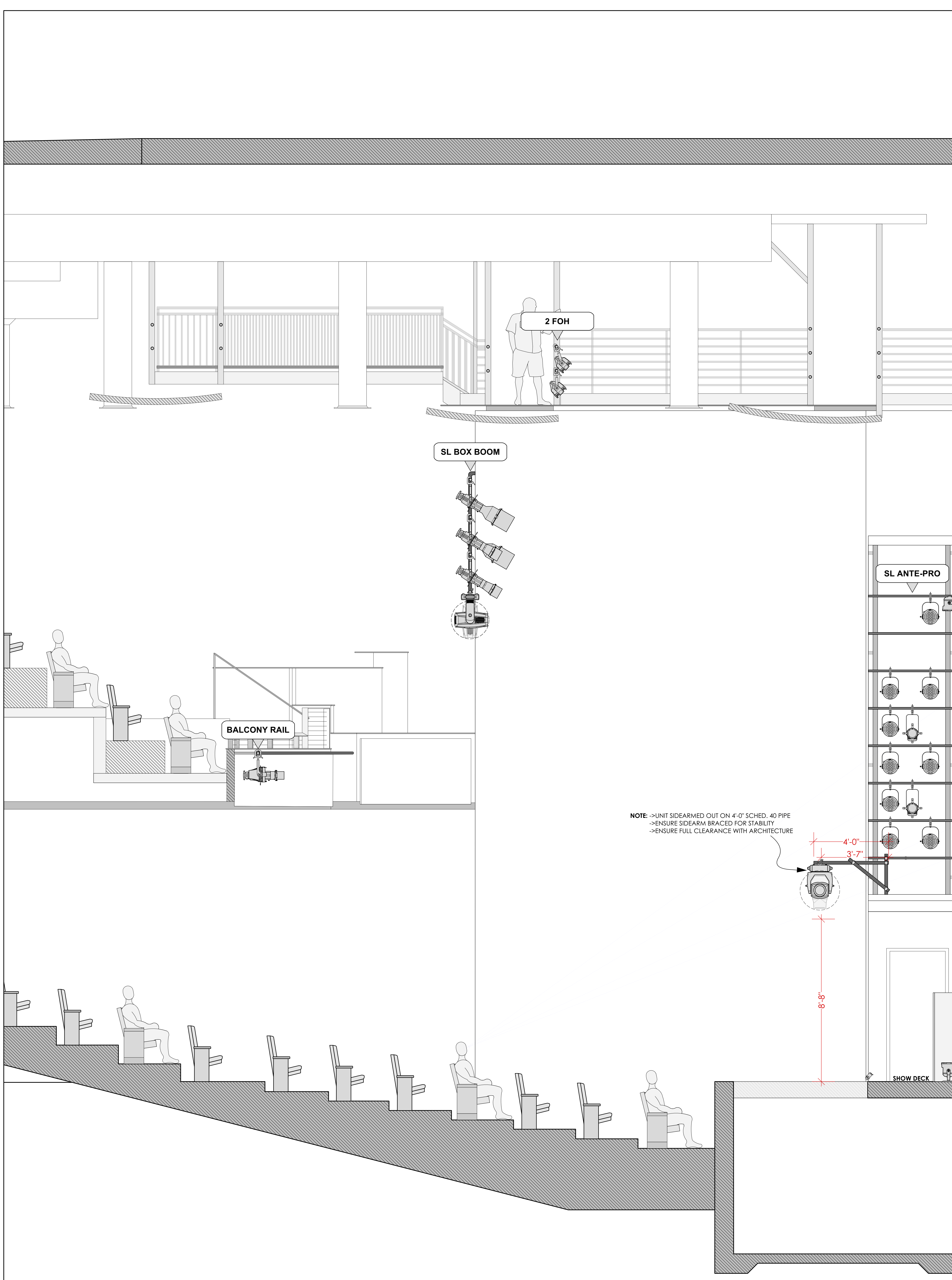


AIDA
 STAGES ST. LOUIS
 ST. LOUIS, USA

DIRECTED BY: LUIS SALGADO
 SCENERY BY: KATE RANCE
 SOUND BY:
 PROJECTIONS BY:
 LIGHTING BY: HERRICK GOLDMAN

DECK


SCALE: 1/2" = 1'-0" **PLATE**
 DATE: 06/08/2023 **5 OF 13**
 DRAWN: ZACHARY HEFFNER
 heffnerzachary@gmail.com



DESCRIPTION	TRIM	DIST.	P.	LSP
1	40-11"	MAIN CURTAIN		
2	41-11"	MAIN TEASER		
3	33-5"	27-0"	1	ELECTRIC
4	45-5"	FANCY CURTAIN		
5	46-5"	BORDER		
6	47-4"	1	LEGS	
7	40-6"			
8	42-5"			
9	43-5"	2	LEGS	
10	46-11"	MIDSTAGE TRAVELER		
11	48-5"	BORDER		
12	49-4"	3	LEGS	
13	22-5"	CLOTHING PICKS		
14	24-5"	4A	ELECTRIC	
15	25-11"	3	BORDER + PYRAMID RIG	
16	28-11"	BLACK SCRIM		
17	28-11"	30-0"	5	ELECTRIC
18	29-5"	C/C		
19	30-0"	V-SHAPE TUBES		

DESCRIPTION	TRIM	DIST.	P.	LSP
1	40-11"	MAIN CURTAIN		
2	41-11"	MAIN TEASER		
3	33-5"	27-0"	1	ELECTRIC
4	45-5"	FANCY CURTAIN		
5	46-5"	BORDER		
6	47-4"	1	LEGS	
7	40-6"			
8	42-5"			
9	43-5"	2	LEGS	
10	46-11"	MIDSTAGE TRAVELER		
11	48-5"	BORDER		
12	49-4"	3	LEGS	
13	22-5"	CLOTHING PICKS		
14	24-5"	4A	ELECTRIC	
15	25-11"	3	BORDER + PYRAMID RIG	
16	28-11"	BLACK SCRIM		
17	28-11"	30-0"	5	ELECTRIC
18	29-5"	C/C		
19	30-0"	V-SHAPE TUBES		

- KEY**
- SOURCE FOUR 10 DEG. 750W:
 - SOURCE FOUR 14 DEG. 750W:
 - SOURCE FOUR 19 DEG. 750W:
 - SOURCE FOUR 24 DEG. 750W:
 - SOURCE FOUR 26 DEG. 575W:
 - SOURCE FOUR 36 DEG. 750W:
 - SOURCE FOUR 36 DEG. 575W:
 - COLOSOURCE SPOT 24 DEG:
 - COLOSOURCE SPOT 38 DEG:
 - COLOSOURCE SPOT DEEP BLUE 19 DEG:
 - COLOSOURCE SPOT DEEP BLUE 24 DEG:
 - COLOSOURCE SPOT DEEP BLUE 34 DEG:
 - SOURCE FOUR PAR VHSF .575W:
 - SOURCE FOUR PAR NSF .575W:
 - COLOSOURCE PAR DEEP BLUE:
 - BIRDIE:
 - ADJ MEGA HEX PAR:
 - AYRTON VERSAFIX-85:
 - CLAY PAKY ALPHA SPOT 1500:
 - ELATION FUSE MAX SPOT:
 - VARI-LITE VL1600-FX01E:



LEGEND

- Colormix II
- Template
- Channel II

GENERAL NOTES

- ALL UNITS TO BE HUNG, CABLED, COLORED, AND ACCESSORIZED BEFORE FOCUS
- SEE LIGHTWEIGHT FOR COLOR, TEMPLATE, AND ACCESSORY INFORMATION
- ALL MEASUREMENTS TO CENTER OF C-CLAMP
- ALL TRIMS TO SHOW DECK
- UNITS HUNG ON A 1-1/2" STANDARD
- SPECIFIED MEASUREMENTS TAKE PRIORITY OVER SCALE MEASUREMENTS
- ALL POSITIONS TO HAVE SPARE CIRCUITS + DATA
- ALL BOOMS AND LADDERS TO BE STABILIZED AS NEEDED
- ALL MOVING LIGHTS TO BE LEVELLED
- ALL MOVING LIGHTS TO BE LEVELLED
- SPARE BY 19, R132, BLACKTAC, AND BLACKWRAP SHALL BE AVAILABLE DURING FOCUS
- SEE COVERAGE FOR UNIT MODES AND CHANGES WITHOUT THE CONSENT OF DESIGNER
- PLEASE CONSULT "SET LX SPEC" PDF FOR MORE INFO

REV	REVISION	DATE
F	SHOW OPENING	06-08-23
E	UL TOWER SWAYPOINT	06-01-23
D	LOAD-IN	05-26-23
C	TRIM EDITS	05-10-23
B	INVENTORY ADJUSTMENTS	04-15-23
A	PRELIMINARY	04-03-23

THIS DRAWING REPRESENTS VISUAL CONCEPTS AND CONSTRUCTION SUGGESTIONS ONLY.

THE DESIGNER IS UNQUALIFIED TO DETERMINE THE STRUCTURAL OR ELECTRICAL APPROPRIATENESS OF THIS DESIGN, AND WILL NOT ASSUME RESPONSIBILITY FOR STRUCTURAL ENGINEERING AND CONSTRUCTION MUST COMPLY WITH THE MOST STRINGENT APPLICABLE NATIONAL AND LOCAL CODES.

HERRICK GOLDMAN
 314.993.8888
 E-mail: DesignerEma@herrickgoldman.com

AIDA
 THE TIMELESS LOVE STORY

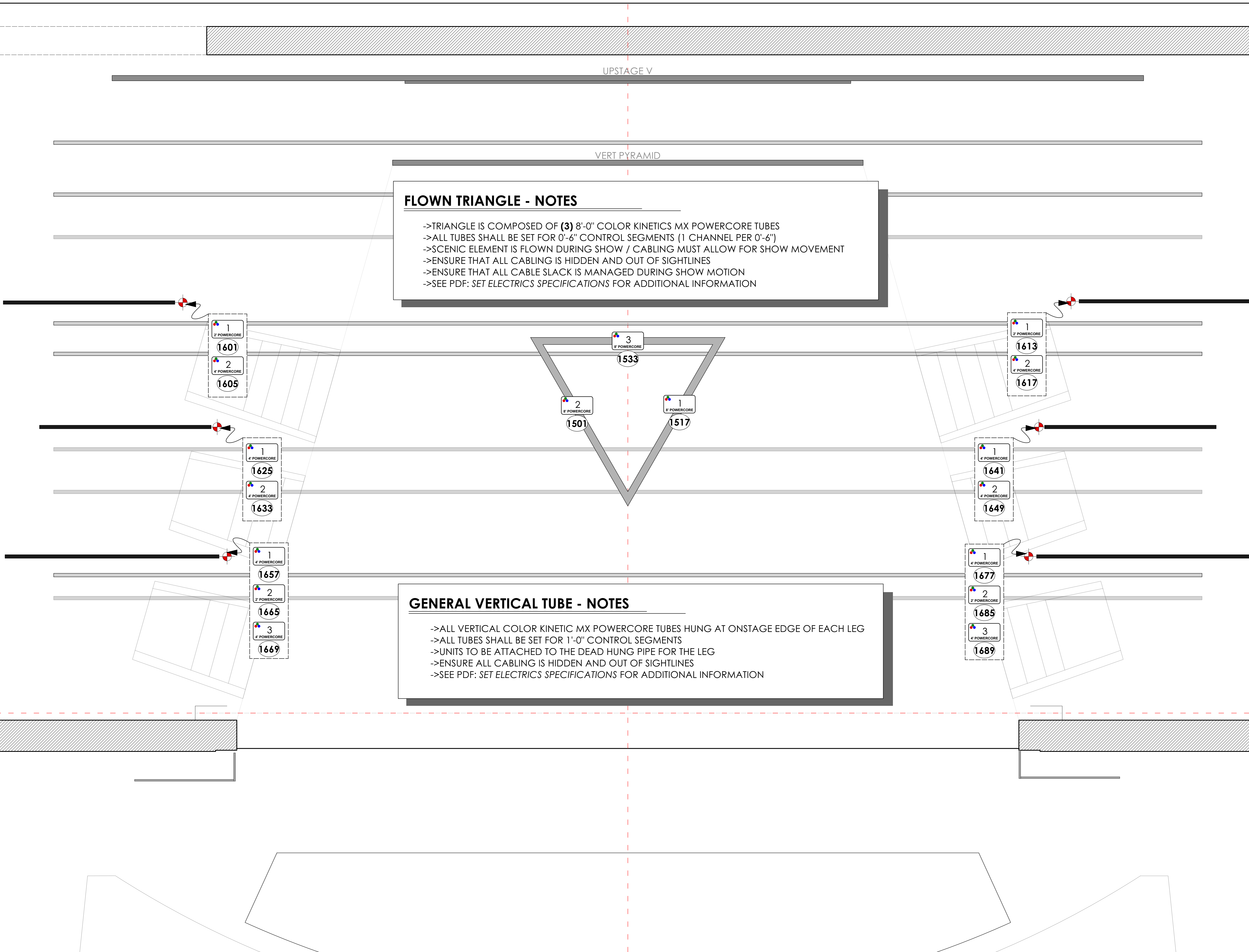
AIDA
 STAGES ST. LOUIS
 ST. LOUIS, USA

DIRECTED BY: LUIS SALGADO
 SCENERY BY: KATE RANCO
 PROJECTIONS BY: HERRICK GOLDMAN
 LIGHTING BY: HERRICK GOLDMAN

SECTION

SCALE: 1/2" = 1'-0"
 DATE: 06/08/2023
 DRAWN: ZACHARY HEFFNER
 heffnerzachary@gmail.com

PLATE
 6 OF 13



FLOWN TRIANGLE - NOTES

- >TRIANGLE IS COMPOSED OF (3) 8'-0" COLOR KINETICS MX POWERCORE TUBES
- >ALL TUBES SHALL BE SET FOR 0'-6" CONTROL SEGMENTS (1 CHANNEL PER 0'-6")
- >SCENIC ELEMENT IS FLOWN DURING SHOW / CABLING MUST ALLOW FOR SHOW MOVEMENT
- >ENSURE THAT ALL CABLING IS HIDDEN AND OUT OF SIGHTLINES
- >ENSURE THAT ALL CABLE SLACK IS MANAGED DURING SHOW MOTION
- >SEE PDF: SET ELECTRICS SPECIFICATIONS FOR ADDITIONAL INFORMATION

GENERAL VERTICAL TUBE - NOTES

- >ALL VERTICAL COLOR KINETIC MX POWERCORE TUBES HUNG AT ONSTAGE EDGE OF EACH LEG
- >ALL TUBES SHALL BE SET FOR 1'-0" CONTROL SEGMENTS
- >UNITS TO BE ATTACHED TO THE DEAD HUNG PIPE FOR THE LEG
- >ENSURE ALL CABLING IS HIDDEN AND OUT OF SIGHTLINES
- >SEE PDF: SET ELECTRICS SPECIFICATIONS FOR ADDITIONAL INFORMATION

- KEY**
- SOURCE FOUR 10 DEG -750W
 - SOURCE FOUR 14 DEG -750W
 - SOURCE FOUR 19 DEG -750W
 - SOURCE FOUR 24 DEG -750W
 - SOURCE FOUR 28 DEG -750W
 - SOURCE FOUR 34 DEG -750W
 - SOURCE FOUR 36 DEG -750W
 - COLORESOURCE SPOT 24 DEG
 - COLORESOURCE SPOT 36 DEG
 - COLORESOURCE SPOT DEEP BLUE 19 DEG
 - COLORESOURCE SPOT DEEP BLUE 24 DEG
 - COLORESOURCE SPOT DEEP BLUE 34 DEG
 - SOURCE FOUR PAR VNSP -575W
 - SOURCE FOUR PAR NSP -750W
 - SOURCE FOUR PAR NSP -575W
 - COLORESOURCE PAR DEEP BLUE
 - MIRIE
 - ADJ MEGA HEX PAR
 - AYRTON VERSAPIX-RS
 - CLAY BART ALPHA SPOT 1500
 - ELATION FUSE MAX SPOT
 - VARIABLE VL1600 PROFILE

- LEGEND**
- Coloram II
 - Template
 - Unit #
 - Channel #

GENERAL NOTES

- >ALL UNITS TO BE HUNG, CABLED, COLORED, AND ACCESSORIZED BEFORE FOCUS
- >SEE LIGHTWRIGHT FOR COLOR, TEMPLATE, AND ACCESSORY INFORMATION
- >ALL MEASUREMENTS TO CENTER OF C-CLAMP
- >ALL TRIMS TO SHOW DECK
- >UNITS HUNG ON A 1" STANDARD
- >DEPICTED MEASUREMENTS TAKE PRIORITY OVER SCALE MEASUREMENTS
- >ALL POSITIONS TO HAVE SPARE CIRCUITS + DATA
- >ALL BOOMS AND LADDERS TO BE STABILIZED AS NEEDED
- >ALL MOVING LIGHTS TO BE LEVELED
- >SPARE R118, R132, BLACKTAC, AND BLACKWRAP SHALL BE AVAILABLE DURING FOCUS
- >SEE COVERPAGE FOR UNIT MODES
- >NO CHANGES WITHOUT THE CONSENT OF DESIGNER
- >PLEASE CONSULT "SET LX SPEC" PDF FOR MORE INFO

REV	REVISION	DATE
F	SHOW OPENING	06-08-23
E	VL1600 SWAPOUT	06-01-23
D	LOAD-IN	05-26-23
C	TUBE EDITS	05-10-23
B	INVENTORY ADJUSTMENTS	04-15-23
A	PRELIMINARY	04-03-23

THIS DRAWING REPRESENTS VISUAL CONCEPTS AND CONSTRUCTION SUGGESTIONS ONLY.

THE DESIGNER IS UNQUALIFIED TO DETERMINE THE STRUCTURAL OR ELECTRICAL APPROPRIATENESS OF THIS DESIGN, AND WILL NOT ASSUME RESPONSIBILITY FOR IMPROPER ENGINEERING, CONSTRUCTION, HANDLING, OR USE. ALL MATERIALS AND CONSTRUCTION MUST COMPLY WITH THE MOST STRINGENT APPLICABLE NATIONAL AND LOCAL FIRE, SAFETY, ENERGY, AND ENVIRONMENTAL CODES.

HERRICK GOLDMAN
 Cell: (###) ###-####
 E-mail: DesignerEmail@Email.com



AIDA
 STAGES ST. LOUIS
 ST. LOUIS, USA

DIRECTED BY: LUIS SALGADO
 SCENERY BY: KATE RANCE
 SOUND BY:
 PROJECTIONS BY:
 LIGHTING BY: HERRICK GOLDMAN

OVERHEAD TUBES

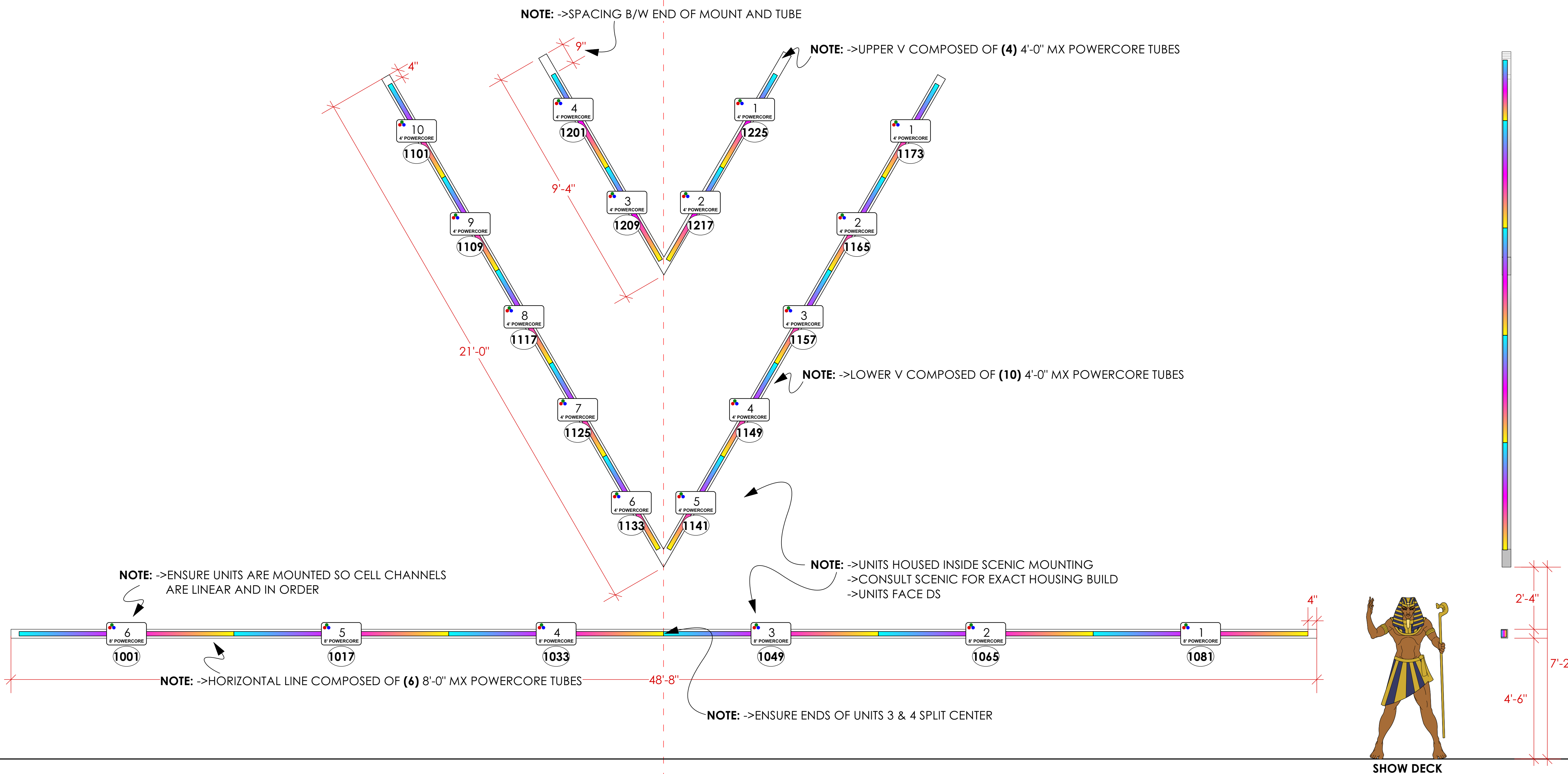
SCALE: 1/2" = 1'-0" **PLATE**
 DATE: 06/08/2023 **7 OF 13**
 DRAWN: ZACHARY HEFFNER
 heffnerzachary@gmail.com

GENERAL NOTES

- >ENSURE ALL UNITS ARE MOUNTED SO CELL CHANNELS ARE LINEAR AND IN ORDER
- >ALL UNITS HOUSED INSIDE SCENIC MOUNTING FACING DS // CONSULT SCENIC FOR BUILD
- >MODE ALL UNITS FOR 1'-0" SEGMENT CONTROL (1 CHANNEL PER 1'-0")
- >ENSURE ALL CABLING IS NEAT AND HIDDEN OUT OF SIGHTLINES
- >SEE PDF 'SET ELECTRICS SPECIFICATIONS' FOR ADDITIONAL INFORMATION

ELEVATION

SECTION



KEY

- SOURCE FOUR 10 DEG -750W
- SOURCE FOUR 14 DEG -750W
- SOURCE FOUR 19 DEG -750W
- SOURCE FOUR 24 DEG -575W
- SOURCE FOUR 24 DEG -750W
- SOURCE FOUR 24 DEG -575W
- SOURCE FOUR 34 DEG -750W
- SOURCE FOUR 34 DEG -575W
- COLOURSOURCE SPOT 24 DEG
- COLOURSOURCE SPOT 34 DEG
- COLOURSOURCE SPOT DEEP BLUE 19 DEG
- COLOURSOURCE SPOT DEEP BLUE 24 DEG
- COLOURSOURCE SPOT DEEP BLUE 34 DEG
- SOURCE FOUR PAR VNSP -575W
- SOURCE FOUR PAR NSP -750W
- SOURCE FOUR PAR NSP -575W
- COLOURSOURCE PAR DEEP BLUE
- MIRRIE
- ADJ MEGA HEX PAR
- AYRTON VERSAPIX-BS
- CLAMP RACK ALPHA SPOT 1500
- ELATION FUSE MAX SPOT
- VARIABLE VL1600 PROFILE

LEGEND

- Coloram II
- Template
- Unit #
- Channel #

GENERAL NOTES

- >ALL UNITS TO BE HUNG, CABLED, COLORED, AND ACCESSORIZED BEFORE FOCUS
- >SEE LIGHTWRIGHT FOR COLOR, TEMPLATE, AND ACCESSORY INFORMATION
- >ALL MEASUREMENTS TO CENTER OF C-CLAMP
- >ALL TRIMS TO SHOW DECK
- >UNITS HUNG ON A 1" STD STANDARD
- >DEPICTED MEASUREMENTS TAKE PRIORITY OVER SCALE MEASUREMENTS
- >ALL POSITIONS TO HAVE SPARE CIRCUITS + DATA
- >ALL BOOMS AND LADDERS TO BE STABILIZED AS NEEDED
- >ALL MOVING LIGHTS TO BE LEVELED
- >SPARE R119, R132, BLACKTAC, AND BLACKWRAP SHALL BE AVAILABLE DURING FOCUS
- >SEE COVERPAGE FOR UNIT MODES
- >NO CHANGES WITHOUT THE CONSENT OF DESIGNER
- >PLEASE CONSULT "SET LX SPEC" PDF FOR MORE INFO

REV	REVISION	DATE
F	SHOW OPENING	06-08-23
E	VL1600 SWAPOUT	06-01-23
D	LOAD-IN	05-26-23
C	TUBE EDITS	05-10-23
B	INVENTORY ADJUSTMENTS	04-15-23
A	PRELIMINARY	04-03-23

THIS DRAWING REPRESENTS VISUAL CONCEPTS AND CONSTRUCTION SUGGESTIONS ONLY

THE DESIGNER IS UNQUALIFIED TO DETERMINE THE STRUCTURAL OR ELECTRICAL APPROPRIATENESS OF THIS DESIGN, AND WILL NOT ASSUME RESPONSIBILITY FOR IMPROPER ENGINEERING, CONSTRUCTION, HANDLING, OR USE. ALL MATERIALS AND CONSTRUCTION MUST COMPLY WITH THE MOST STRINGENT APPLICABLE NATIONAL AND LOCAL FIRE, SAFETY, ENERGY, AND ENVIRONMENTAL CODES.

HERRICK GOLDMAN
 Cell: (###) ###-####
 E-mail: DesignerEmail@Email.com



AIDA
 STAGES ST. LOUIS
 ST. LOUIS, USA

DIRECTED BY: LUIS SALGADO
 SCENERY BY: KATE RANCE
 SOUND BY:
 PROJECTIONS BY:
 LIGHTING BY: HERRICK GOLDMAN

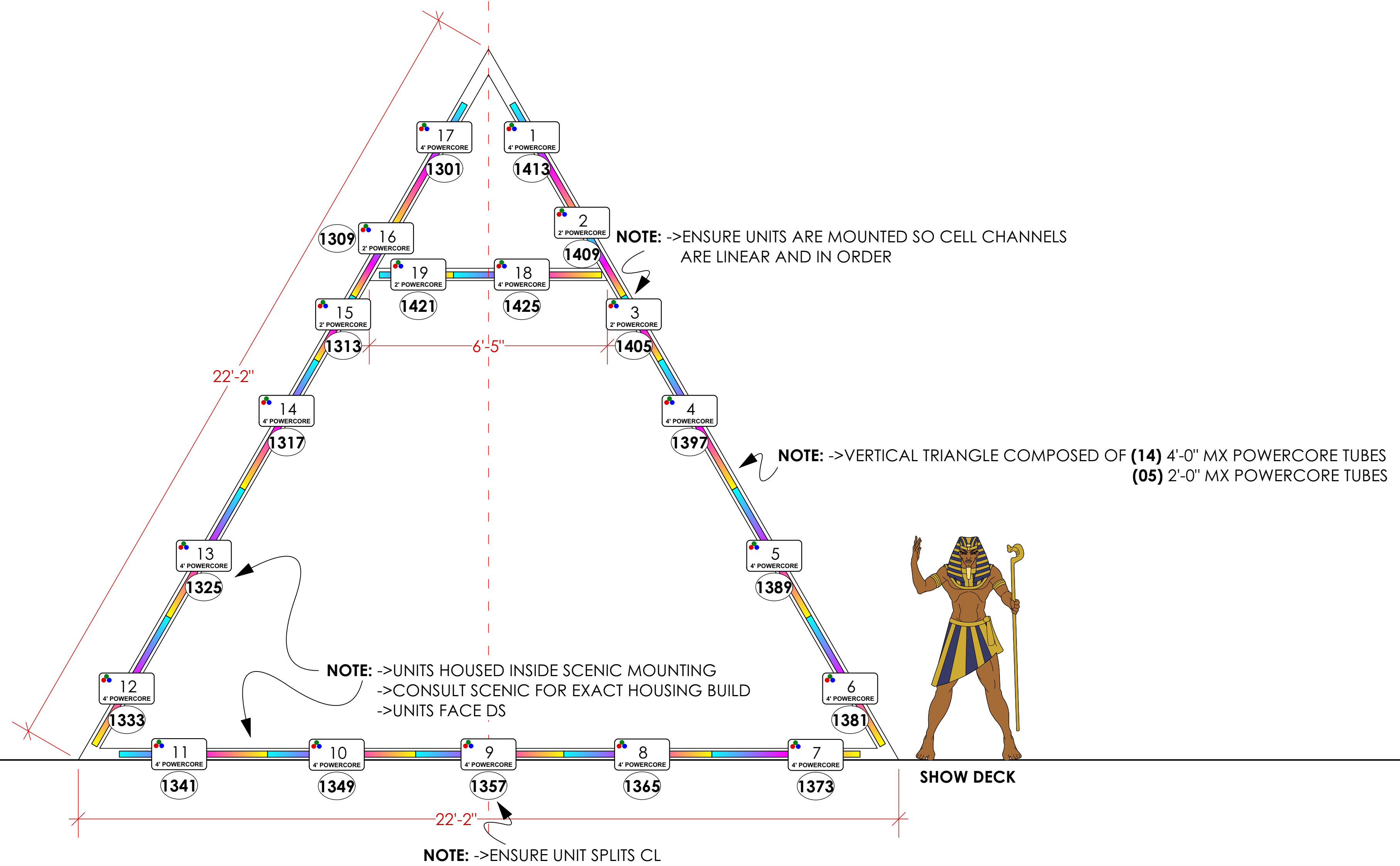
US WALL TUBES

SCALE: 1/2" = 1'-0"	PLATE
DATE: 06/08/2023	8 OF 13
DRAWN: ZACHARY HEFFNER heffnerzachary@gmail.com	

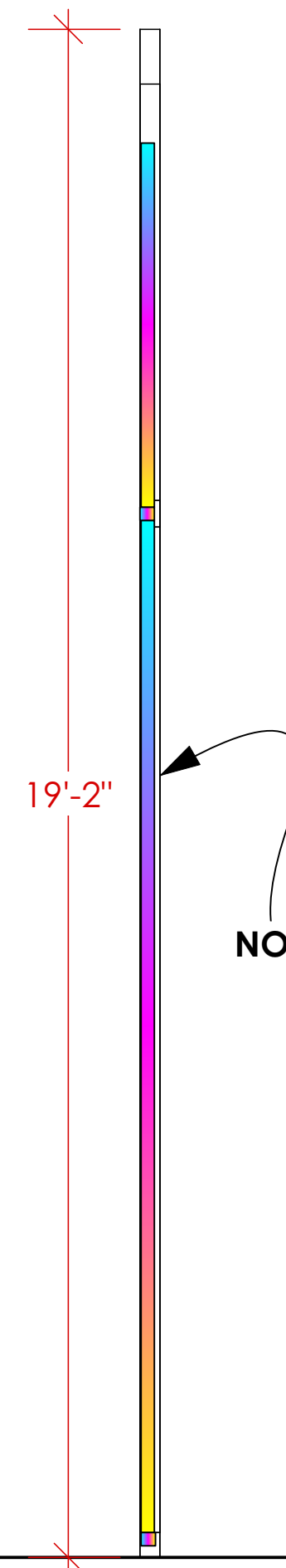
GENERAL NOTES

- >ENSURE ALL UNITS ARE MOUNTED SO CELL CHANNELS ARE LINEAR AND IN ORDER
- >ALL UNITS HOUSED INSIDE SCENIC MOUNTING FACING DS // CONSULT SCENIC FOR BUILD
- >MODE ALL UNITS FOR 0'-6" SEGMENT CONTROL (1 CHANNEL PER 0'-6")
- >ENSURE ALL CABLING IS NEAT AND HIDDEN OUT OF SIGHTLINES
- >SEE PDF 'SET ELECTRICS SPECIFICATIONS' FOR ADDITIONAL INFORMATION

ELEVATION



SECTION



KEY

- SOURCE FOUR 10 DEG -750W
- SOURCE FOUR 14 DEG -750W
- SOURCE FOUR 19 DEG -750W
- SOURCE FOUR 24 DEG -575W
- SOURCE FOUR 24 DEG -750W
- SOURCE FOUR 24 DEG -575W
- SOURCE FOUR 34 DEG -750W
- SOURCE FOUR 34 DEG -575W
- COLORESOURCE SPOT 24 DEG
- COLORESOURCE SPOT 34 DEG
- COLORESOURCE SPOT DEEP BLUE 17 DEG
- COLORESOURCE SPOT DEEP BLUE 24 DEG
- COLORESOURCE SPOT DEEP BLUE 34 DEG
- SOURCE FOUR PAR VNSP -575W
- SOURCE FOUR PAR NSP -750W
- SOURCE FOUR PAR NSP -575W
- COLORESOURCE PAR DEEP BLUE
- MIRIDE
- ADJ MEGA HEX PAR
- AYRTON VERSAPIX-BS
- CLAMP RACK ALPHA SPOT 1500
- ELATION FUSE MAX SPOT
- VARIABLE VL1600 PROFILE

LEGEND

- Coloram II
- Template
- Unit #
- Channel #

GENERAL NOTES

- >ALL UNITS TO BE HUNG, CABLED, COLORED, AND ACCESSORIZED BEFORE FOCUS
- >SEE LIGHTWRIGHT FOR COLOR, TEMPLATE, AND ACCESSORY INFORMATION
- >ALL MEASUREMENTS TO CENTER OF C-CLAMP
- >ALL TRIMS TO SHOW DECK
- >UNITS HUNG ON A 1" STD STANDARD
- >DEPICTED MEASUREMENTS TAKE PRIORITY OVER SCALE MEASUREMENTS
- >ALL POSITIONS TO HAVE SPARE CIRCUITS + DATA
- >ALL BOOMS AND LADDERS TO BE STABILIZED AS NEEDED
- >ALL MOVING LIGHTS TO BE LEVELED
- >SPARE R118, R132, BLACKTAC, AND BLACKWRAP SHALL BE AVAILABLE DURING FOCUS
- >SEE COVERPAGE FOR UNIT MODES
- >NO CHANGES WITHOUT THE CONSENT OF DESIGNER
- >PLEASE CONSULT "SET LX SPEC" PDF FOR MORE INFO

REV	REVISION	DATE
F	SHOW OPENING	06-08-23
E	VL1600 SWAPOUT	06-01-23
D	LOAD-IN	05-26-23
C	TUBE EDITS	05-10-23
B	INVENTORY ADJUSTMENTS	04-15-23
A	PRELIMINARY	04-03-23

THIS DRAWING REPRESENTS VISUAL CONCEPTS AND CONSTRUCTION SUGGESTIONS ONLY

THE DESIGNER IS UNQUALIFIED TO DETERMINE THE STRUCTURAL OR ELECTRICAL APPROPRIATENESS OF THIS DESIGN, AND WILL NOT ASSUME RESPONSIBILITY FOR IMPROPER ENGINEERING, CONSTRUCTION, HANDLING, OR USE. ALL MATERIALS AND CONSTRUCTION MUST COMPLY WITH THE MOST STRINGENT APPLICABLE NATIONAL AND LOCAL FIRE, SAFETY, ENERGY, AND ENVIRONMENTAL CODES.

HERRICK GOLDMAN
 Cell: (###) ###-####
 E-mail: DesignerEmail@Email.com



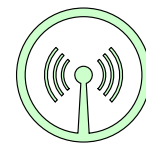
AIDA
 STAGES ST. LOUIS
 ST. LOUIS, USA

DIRECTED BY: LUIS SALGADO
 SCENERY BY: KATE RANCE
 SOUND BY:
 PROJECTIONS BY:
 LIGHTING BY: HERRICK GOLDMAN

VERTICAL PYRAMID

SCALE: 1/2" = 1'-0"
 DATE: 06/08/2023
 DRAWN: ZACHARY HEFFNER
 heffnerzachary@gmail.com

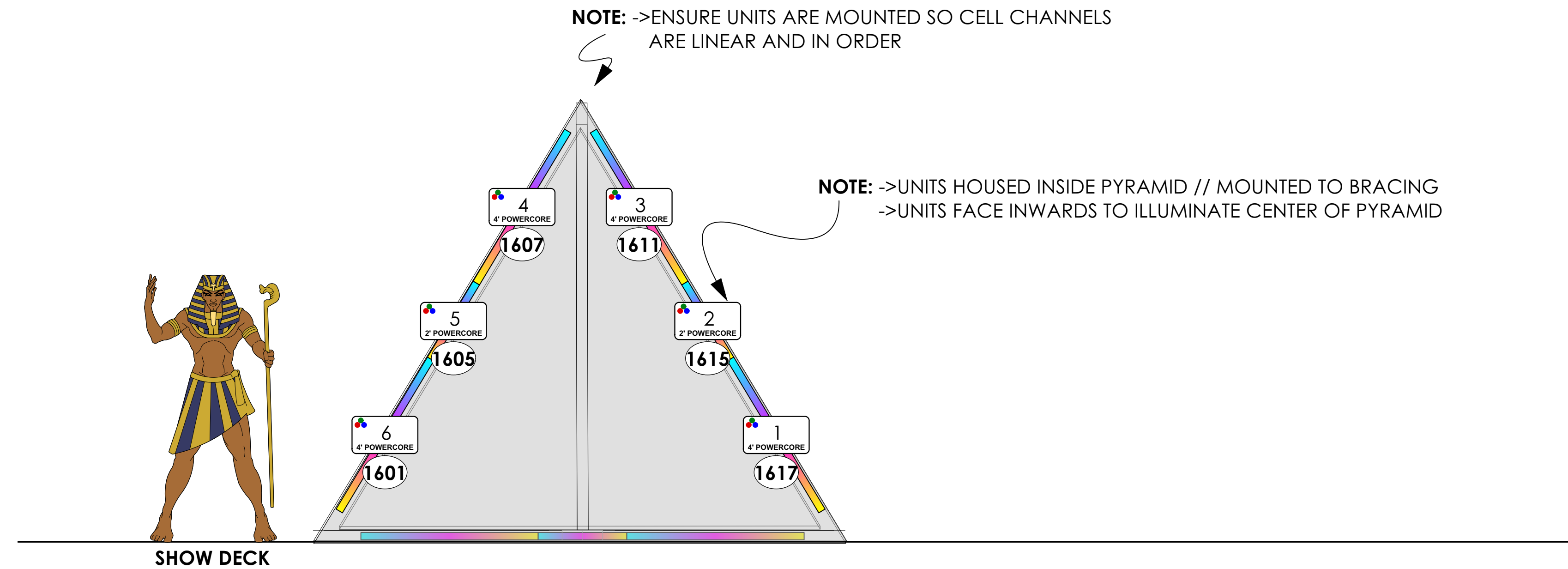
PLATE
9 OF **13**



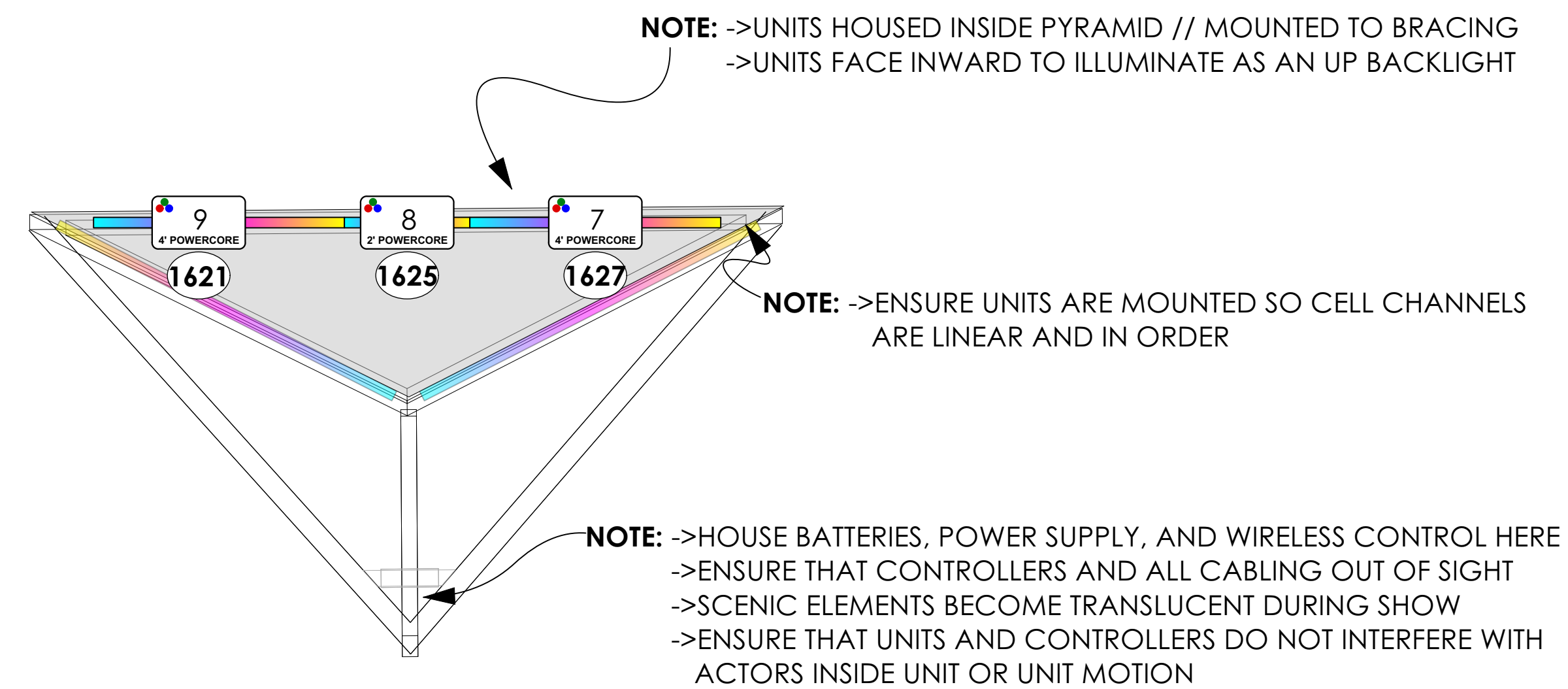
GENERAL NOTES

- >MOVING PYRAMID UNIT USES WIRELESS POWER AND DATA
- >ACTORS PERFORM INSIDE SCENIC ELEMENT, ENSURE THAT HARDWARE DOES NOT INTERFERE
- >ENSURE THAT CABLING AND AND HARDWARE IS NOT VISIBLE WHEN UNITS ARE ILLUMINATED
- >ENSURE SUFFICIENT BATTERY CAPACITY TO RUN UNIT FOR 12 HOURS
- >PROVIDE CHARGING LOCATION FOR BATTERIES OFF-STAGE
- >NOTE VARIOUS CK MX POWERCORE TUBE LENGTHS
- >SEE PDF: "SET ELECTRICS SPECIFICATIONS" FOR ADDITIONAL INFORMATION

ELEVATION



PLAN



KEY

- SOURCE FOUR 10 DEG -750W-
- SOURCE FOUR 14 DEG -750W-
- SOURCE FOUR 19 DEG -750W-
- SOURCE FOUR 19 DEG -575W-
- SOURCE FOUR 24 DEG -750W-
- SOURCE FOUR 24 DEG -575W-
- SOURCE FOUR 34 DEG -750W-
- SOURCE FOUR 34 DEG -575W-
- COLOSOURCE SPOT 24 DEG
- COLOSOURCE SPOT 34 DEG
- COLOSOURCE SPOT DEEP BLUE 19 DEG
- COLOSOURCE SPOT DEEP BLUE 24 DEG
- COLOSOURCE SPOT DEEP BLUE 34 DEG
- SOURCE FOUR PAR VNSP -575W-
- SOURCE FOUR PAR NSP -750W-
- SOURCE FOUR PAR NSP -575W-
- COLOSOURCE PAR DEEP BLUE
- MIDIIE
- ADJ MEGA HEX PAR
- AYRTON VERSAPIX-BS
- CLAMP RACK ALPHA SPOT 1500
- ELEVATION FUSE MAX SPOT
- VARIABLE VL1600 PROFILE

LEGEND

- Coloram II
- Template
- Unit #
- Channel #

GENERAL NOTES

- >ALL UNITS TO BE HUNG, CABLED, COLORED, AND ACCESSORIZED BEFORE FOCUS
- >SEE LIGHTWRIGHT FOR COLOR, TEMPLATE, AND ACCESSORY INFORMATION
- >ALL MEASUREMENTS TO CENTER OF C-CLAMP
- >ALL TRIMS TO SHOW DECK
- >UNITS HUNG ON A 1" STANDARD
- >DEPICTED MEASUREMENTS TAKE PRIORITY OVER SCALE MEASUREMENTS
- >ALL POSITIONS TO HAVE SPARE CIRCUITS + DATA
- >ALL BOOMS AND LADDERS TO BE STABILIZED AS NEEDED
- >ALL MOVING LIGHTS TO BE LEVELED
- >SPARE R118, R132, BLACKTAC, AND BLACKWRAP SHALL BE AVAILABLE DURING FOCUS
- >SEE COVERPAGE FOR UNIT MODES
- >NO CHANGES WITHOUT THE CONSENT OF DESIGNER
- >PLEASE CONSULT "SET LX SPEC" PDF FOR MORE INFO

REV	REVISION	DATE
F	SHOW OPENING	06-08-23
E	VL1600 SWAPOUT	06-01-23
D	LOAD-IN	05-26-23
C	TUBE EDITS	05-10-23
B	INVENTORY ADJUSTMENTS	04-15-23
A	PRELIMINARY	04-03-23

THIS DRAWING REPRESENTS VISUAL CONCEPTS AND CONSTRUCTION SUGGESTIONS ONLY.

THE DESIGNER IS UNQUALIFIED TO DETERMINE THE STRUCTURAL OR ELECTRICAL APPROPRIATENESS OF THIS DESIGN, AND WILL NOT ASSUME RESPONSIBILITY FOR IMPROPER ENGINEERING, CONSTRUCTION, HANDLING, OR USE. ALL MATERIALS AND CONSTRUCTION MUST COMPLY WITH THE MOST STRINGENT APPLICABLE NATIONAL AND LOCAL FIRE, SAFETY, ENERGY, AND ENVIRONMENTAL CODES.

HERRICK GOLDMAN
Cell: (###) ###-####
E-mail: DesignerEmail@Email.com



AIDA

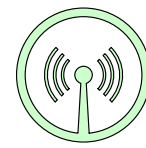
STAGES ST. LOUIS
ST. LOUIS, USA

DIRECTED BY: LUIS SALGADO
SCENERY BY: KATE RANCE
SOUND BY:
PROJECTIONS BY:
LIGHTING BY: HERRICK GOLDMAN

PYRAMID A

SCALE: 1/2" = 1'-0"
DATE: 06/08/2023
DRAWN: ZACHARY HEFFNER
heffnerzachary@gmail.com

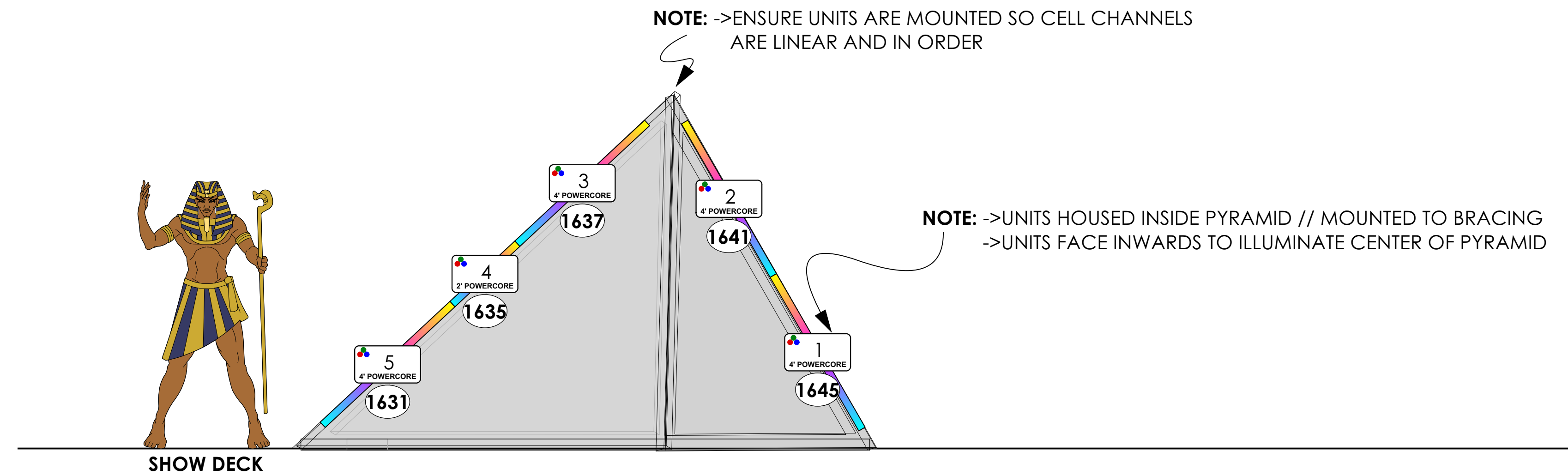
PLATE
10 OF
13



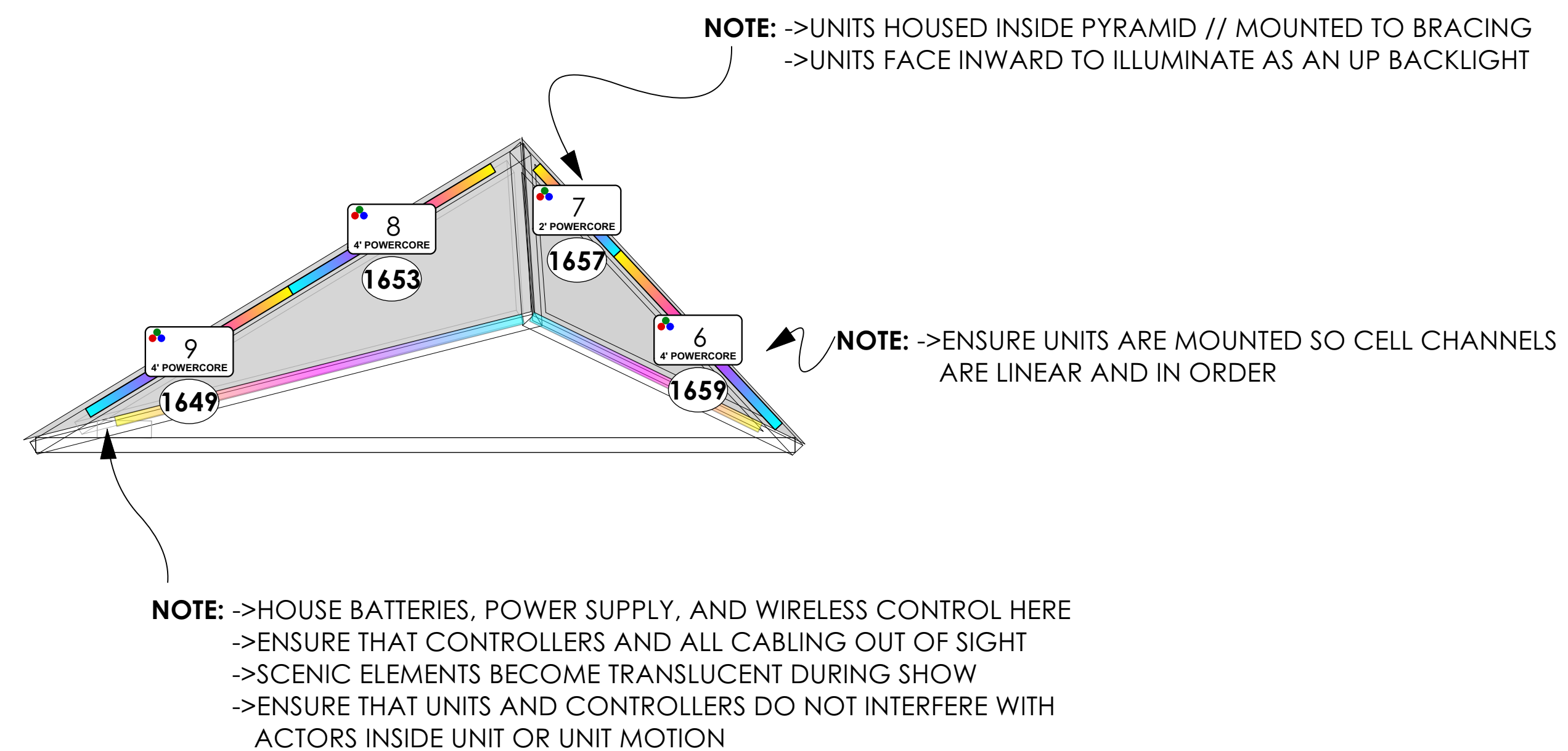
GENERAL NOTES

- >MOVING PYRAMID UNIT USES WIRELESS POWER AND DATA
- >ACTORS PERFORM INSIDE SCENIC ELEMENT, ENSURE THAT HARDWARE DOES NOT INTERFERE
- >ENSURE THAT CABLING AND AND HARDWARE IS NOT VISIBLE WHEN UNITS ARE ILLUMINATED
- >ENSURE SUFFICIENT BATTERY CAPACITY TO RUN UNIT FOR 12 HOURS
- >PROVIDE CHARGING LOCATION FOR BATTERIES OFF-STAGE
- >NOTE VARIOUS CK MX POWERCORE TUBE LENGTHS
- >SEE PDF: "SET ELECTRICS SPECIFICATIONS" FOR ADDITIONAL INFORMATION

ELEVATION



PLAN



KEY

- SOURCE FOUR 10 DEG -750W
- SOURCE FOUR 14 DEG -750W
- SOURCE FOUR 19 DEG -750W
- SOURCE FOUR 19 DEG -575W
- SOURCE FOUR 24 DEG -750W
- SOURCE FOUR 24 DEG -575W
- SOURCE FOUR 34 DEG -750W
- SOURCE FOUR 34 DEG -575W
- COLORESOURCE SPOT 24 DEG
- COLORESOURCE SPOT 34 DEG
- COLORESOURCE SPOT DEEP BLUE 19 DEG
- COLORESOURCE SPOT DEEP BLUE 24 DEG
- COLORESOURCE SPOT DEEP BLUE 34 DEG
- SOURCE FOUR PAR VNSP -575W
- SOURCE FOUR PAR NSP -750W
- SOURCE FOUR PAR NSP -575W
- COLORESOURCE PAR DEEP BLUE
- MIRIDE
- ADJ MEGA HEX PAR
- AYRTON VERSAPIX-BS

- CLAMP RACK ALPHA SPOT 1500
- ELATION FUSE MAX SPOT
- VARIABLE VL1600 PROFILE

LEGEND

- Coloram II
- Template
- Unit #
- Channel #

GENERAL NOTES

- >ALL UNITS TO BE HUNG, CABLED, COLORED, AND ACCESSORIZED BEFORE FOCUS
- >SEE LIGHTWRIGHT FOR COLOR, TEMPLATE, AND ACCESSORY INFORMATION
- >ALL MEASUREMENTS TO CENTER OF C-CLAMP
- >ALL TRIMS TO SHOW DECK
- >UNITS HUNG ON A 1" STD STANDARD
- >DEPICTED MEASUREMENTS TAKE PRIORITY OVER SCALE MEASUREMENTS
- >ALL POSITIONS TO HAVE SPARE CIRCUITS + DATA
- >ALL BOOMS AND LADDERS TO BE STABILIZED AS NEEDED
- >ALL MOVING LIGHTS TO BE LEVELED
- >SPARE R118, R132, BLACKTAC, AND BLACKWRAP SHALL BE AVAILABLE DURING FOCUS
- >SEE COVERPAGE FOR UNIT MODES
- >NO CHANGES WITHOUT THE CONSENT OF DESIGNER
- >PLEASE CONSULT "SET LX SPEC" PDF FOR MORE INFO

REV	REVISION	DATE
F	SHOW OPENING	06-08-23
E	VL1600 SWAPOUT	06-01-23
D	LOAD-IN	05-26-23
C	TUBE EDITS	05-10-23
B	INVENTORY ADJUSTMENTS	04-15-23
A	PRELIMINARY	04-03-23

THIS DRAWING REPRESENTS VISUAL CONCEPTS AND CONSTRUCTION SUGGESTIONS ONLY

THE DESIGNER IS UNQUALIFIED TO DETERMINE THE STRUCTURAL OR ELECTRICAL APPROPRIATENESS OF THIS DESIGN, AND WILL NOT ASSUME RESPONSIBILITY FOR IMPROPER ENGINEERING, CONSTRUCTION, HANDLING, OR USE. ALL MATERIALS AND CONSTRUCTION MUST COMPLY WITH THE MOST STRINGENT APPLICABLE NATIONAL AND LOCAL FIRE, SAFETY, ENERGY, AND ENVIRONMENTAL CODES.

HERRICK GOLDMAN
Cell: (###) ###-####
E-mail: DesignerEmail@Email.com



AIDA

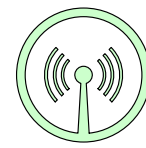
STAGES ST. LOUIS
ST. LOUIS, USA

DIRECTED BY: LUIS SALGADO
SCENERY BY: KATE RANCE
SOUND BY:
PROJECTIONS BY:
LIGHTING BY: HERRICK GOLDMAN

PYRAMID B

SCALE: 1/2" = 1'-0"
DATE: 06/08/2023
DRAWN: ZACHARY HEFFNER
heffnerzachary@gmail.com

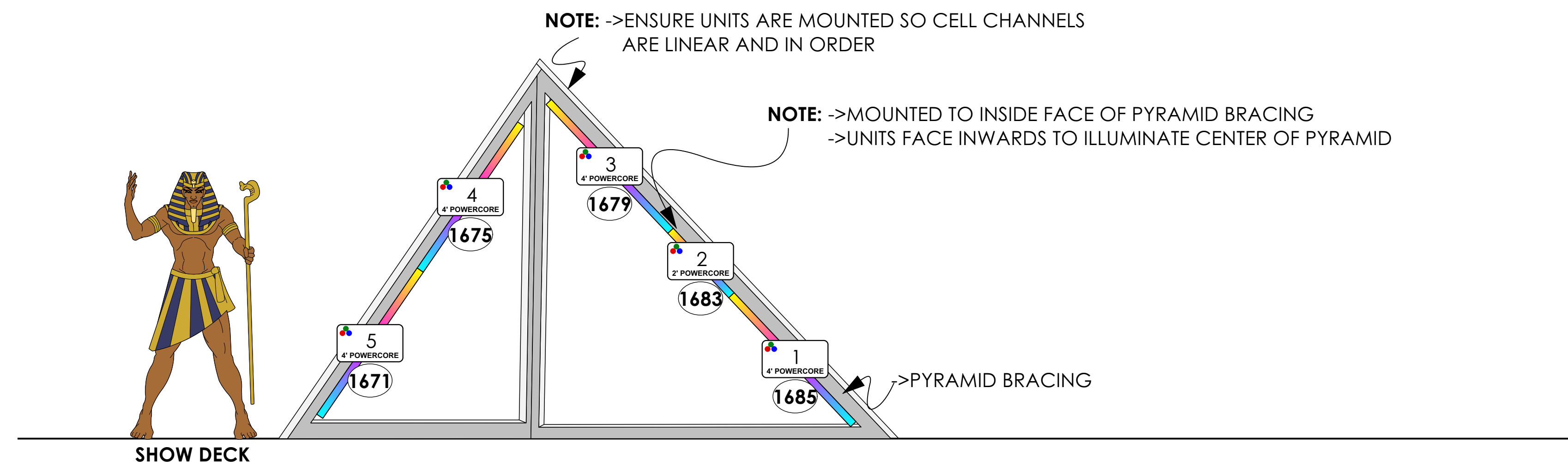
PLATE
11 OF
13



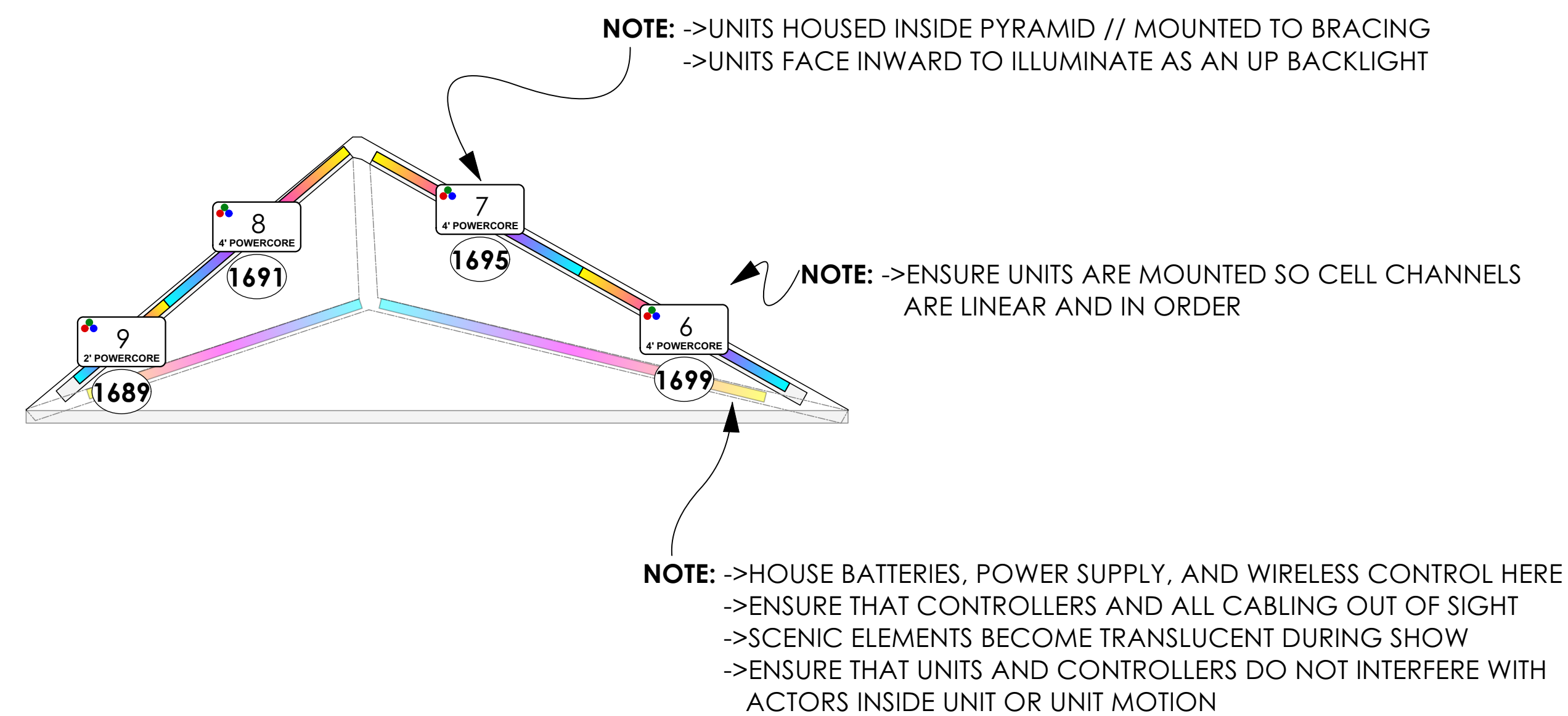
GENERAL NOTES

- >MOVING PYRAMID UNIT USES WIRELESS POWER AND DATA
- >ACTORS PERFORM INSIDE SCENIC ELEMENT, ENSURE THAT HARDWARE DOES NOT INTERFERE
- >ENSURE THAT CABLING AND AND HARDWARE IS NOT VISIBLE WHEN UNITS ARE ILLUMINATED
- >ENSURE SUFFICIENT BATTERY CAPACITY TO RUN UNIT FOR 12 HOURS
- >PROVIDE CHARGING LOCATION FOR BATTERIES OFF-STAGE
- >NOTE VARIOUS CK MX POWERCORE TUBE LENGTHS
- >SEE PDF: "SET ELECTRICS SPECIFICATIONS" FOR ADDITIONAL INFORMATION

ELEVATION



PLAN



KEY

- SOURCE FOUR 10 DEG -750W
- SOURCE FOUR 14 DEG -750W
- SOURCE FOUR 19 DEG -750W
- SOURCE FOUR 19 DEG -575W
- SOURCE FOUR 24 DEG -750W
- SOURCE FOUR 24 DEG -575W
- SOURCE FOUR 34 DEG -750W
- SOURCE FOUR 34 DEG -575W
- COLOURSOURCE SPOT 24 DEG
- COLOURSOURCE SPOT 34 DEG
- COLOURSOURCE SPOT DEEP BLUE 19 DEG
- COLOURSOURCE SPOT DEEP BLUE 24 DEG
- COLOURSOURCE SPOT DEEP BLUE 34 DEG
- SOURCE FOUR PAR VNSP -575W
- SOURCE FOUR PAR NSP -750W
- SOURCE FOUR PAR NSP -575W
- COLOURSOURCE PAR DEEP BLUE
- MIDIIE
- ADJ MEGA HEX PAR
- AYRTON VERSAPIX-8S

- CLAMP RACK ALPHA SPOT 1500
- ELATION FUSE MAX SPOT
- VARIABLE VL1600 PROFILE

LEGEND

- Coloram II
- Template
- Unit #
- Channel #

GENERAL NOTES

- >ALL UNITS TO BE HUNG, CABLED, COLORED, AND ACCESSORIZED BEFORE FOCUS
- >SEE LIGHTWRIGHT FOR COLOR, TEMPLATE, AND ACCESSORY INFORMATION
- >ALL MEASUREMENTS TO CENTER OF C-CLAMP
- >ALL TRIMS TO SHOW DECK
- >UNITS HUNG ON A 1" STANDARD
- >DEPICTED MEASUREMENTS TAKE PRIORITY OVER SCALE MEASUREMENTS
- >ALL POSITIONS TO HAVE SPARE CIRCUITS + DATA
- >ALL BOOMS AND LADDERS TO BE STABILIZED AS NEEDED
- >ALL MOVING LIGHTS TO BE LEVELED
- >SPARE R118, R132, BLACKTAC, AND BLACKWRAP SHALL BE AVAILABLE DURING FOCUS
- >SEE COVERPAGE FOR UNIT MODES
- >NO CHANGES WITHOUT THE CONSENT OF DESIGNER
- >PLEASE CONSULT "SET LX SPEC" PDF FOR MORE INFO

REV	REVISION	DATE
F	SHOW OPENING	06-08-23
E	VL1600 SWAPOUT	06-01-23
D	LOAD-IN	05-26-23
C	TUBE EDITS	05-10-23
B	INVENTORY ADJUSTMENTS	04-15-23
A	PRELIMINARY	04-03-23

THIS DRAWING REPRESENTS VISUAL CONCEPTS AND CONSTRUCTION SUGGESTIONS ONLY

THE DESIGNER IS UNQUALIFIED TO DETERMINE THE STRUCTURAL OR ELECTRICAL APPROPRIATENESS OF THIS DESIGN, AND WILL NOT ASSUME RESPONSIBILITY FOR IMPROPER ENGINEERING, CONSTRUCTION, HANDLING, OR USE. ALL MATERIALS AND CONSTRUCTION MUST COMPLY WITH THE MOST STRINGENT APPLICABLE NATIONAL AND LOCAL FIRE, SAFETY, ENERGY, AND ENVIRONMENTAL CODES.

HERRICK GOLDMAN
Cell: (##) ###-####
E-mail: DesignerEmail@Email.com



AIDA

STAGES ST. LOUIS
ST. LOUIS, USA

DIRECTED BY: LUIS SALGADO
SCENERY BY: KATE RANCE
SOUND BY:
PROJECTIONS BY:
LIGHTING BY: HERRICK GOLDMAN

PYRAMID C

SCALE: 1/2" = 1'-0" **PLATE**
DATE: 06/08/2023 **12 OF**
DRAWN: ZACHARY HEFFNER **13**
heffnerzachary@gmail.com



HANDHELD ASTERA TITAN TUBES

- NOTE:** ->ASTERA TITAN TUBES TO BE HANDHELD BY PERFORMERS DURING SHOW
 ->EACH TUBE SHALL HAVE AN IDENTIFYING MARK FOR PERFORMERS TO ENSURE CONSISTANT USAGE
 ->DISCUSS WITH PROPERTIES AND STAGE MANAGEMENT
 ->PERFORMERS SHALL BE ASSIGNED A TUBE AND SHALL NOT SWITCH THEIR ASSIGNED TUBE
 ->ENSURE (2) HOT POWER CIRCUITS ARE PROVIDED BACKSTAGE FOR A CHARGING STATION
 ->UNITS HAVE BUILT IN BATTERY POWER AND WIRELESS DATA
 ->EACH TUBE SHALL BE ITS OWN CONTROL CHANNEL

ASTERA TITAN TUBES - IMAGE



CHANNELS

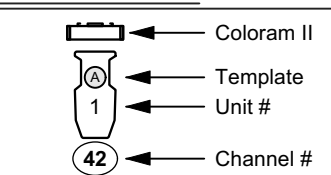
1 ASTERA TITAN 401	2 ASTERA TITAN 402	3 ASTERA TITAN 403	4 ASTERA TITAN 404
5 ASTERA TITAN 405	6 ASTERA TITAN 406	7 ASTERA TITAN 407	8 ASTERA TITAN 408

KEY

- SOURCE FOUR 10 DEG -750W
- SOURCE FOUR 14 DEG -750W
- SOURCE FOUR 19 DEG -750W
- SOURCE FOUR 24 DEG -750W
- SOURCE FOUR 28 DEG -750W
- SOURCE FOUR 34 DEG -750W
- SOURCE FOUR 36 DEG -575W
- COLORSOURCE SPOT 24 DEG
- COLORSOURCE SPOT DEEP BLUE 17 DEG
- COLORSOURCE SPOT DEEP BLUE 24 DEG
- COLORSOURCE SPOT DEEP BLUE 34 DEG
- SOURCE FOUR PAR VNSP -575W
- SOURCE FOUR PAR NSP -750W
- SOURCE FOUR PAR NSP -575W
- COLORSOURCE PAR DEEP BLUE
- MIDI
- ADJ MEGA HEX PAR
- AYRTON VERSAPIX-RS

- CLAMP PART ALPHA SPOT 1500
- ELATION FIXE MAX SPOT
- VARILITE VL1600 PROFILE

LEGEND



GENERAL NOTES

- >ALL UNITS TO BE HUNG, CABLED, COLORED, AND ACCESSORIZED BEFORE FOCUS
- >SEE LIGHTWRIGHT FOR COLOR, TEMPLATE, AND ACCESSORY INFORMATION
- >ALL MEASUREMENTS TO CENTER OF C-CLAMP
- >ALL TRIMS TO SHOW DECK
- >UNITS HUNG ON A 1" STANDARD
- >DEPICTED MEASUREMENTS TAKE PRIORITY OVER SCALE MEASUREMENTS
- >ALL POSITIONS TO HAVE SPARE CIRCUITS + DATA
- >ALL BOOMS AND LADDERS TO BE STABILIZED AS NEEDED
- >ALL MOVING LIGHTS TO BE LEVELED
- >SPARE R118, R132, BLACKTAC, AND BLACKWRAP SHALL BE AVAILABLE DURING FOCUS
- >SEE COVERPAGE FOR UNIT MODES
- >NO CHANGES WITHOUT THE CONSENT OF DESIGNER
- >PLEASE CONSULT "SET LX SPEC" PDF FOR MORE INFO

F	SHOW OPENING	06-08-23
E	VL1600 SWAPOUT	06-01-23
D	LOAD-IN	05-26-23
C	TUBE EDITS	05-10-23
B	INVENTORY ADJUSTMENTS	04-15-23
A	PRELIMINARY	04-03-23
REV	REVISION	DATE

THIS DRAWING REPRESENTS VISUAL CONCEPTS AND CONSTRUCTION SUGGESTIONS ONLY.

THE DESIGNER IS UNQUALIFIED TO DETERMINE THE STRUCTURAL OR ELECTRICAL APPROPRIATENESS OF THIS DESIGN, AND WILL NOT ASSUME RESPONSIBILITY FOR IMPROPER ENGINEERING, CONSTRUCTION, HANDLING, OR USE. ALL MATERIALS AND CONSTRUCTION MUST COMPLY WITH THE MOST STRINGENT APPLICABLE NATIONAL AND LOCAL FIRE, SAFETY, ENERGY, AND ENVIRONMENTAL CODES.

HERRICK GOLDMAN
 Cell: (###) ###-####
 E-mail: DesignerEmail@Email.com



AIDA
STAGES ST. LOUIS
ST. LOUIS, USA

DIRECTED BY: LUIS SALGADO
 SCENERY BY: KATE RANCE
 SOUND BY:
 PROJECTIONS BY:
 LIGHTING BY: HERRICK GOLDMAN

HANDHELD LX

SCALE:	1/2" = 1'-0"	PLATE
DATE:	06/08/2023	13 OF 13
DRAWN:	ZACHARY HEFFNER heffnerzachary@gmail.com	