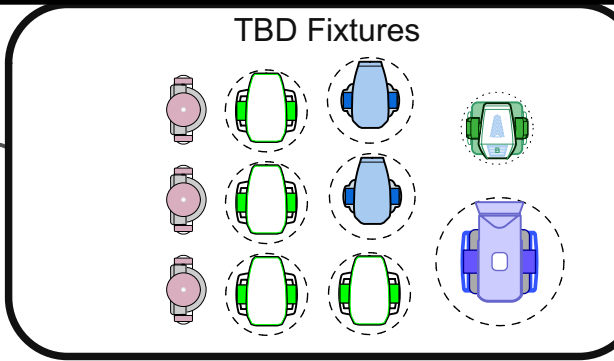


General Notes
 1. Confirm Center line with rigger and art director before rigging point layout begins. Decide where "0,0" will be located in relationship to the building





Symbol Key		Symbol Key	
Symbol	Description/Count	Symbol	Description/Count
[Symbol]	Martin RUSH PAR 2 Zoom 79 12.1 lb	[Symbol]	PRG Icon Edge 124 68 lbs
[Symbol]	Martin RUSH PAR 2 (Floor) 38 8.0 lb	[Symbol]	GLP Impression X4 85 13 lbs
[Symbol]	Solaris Flare RGBW 36 14.3 lbs	[Symbol]	Martin Mac Quantum Wash 53 46.3 lb
[Symbol]	Mirror 35 1 lbs	[Symbol]	PRG GC Best Boy HP 8 110 lb
		[Symbol]	Light Control PRG GC Followspot Controller 6
		[Symbol]	Ayrton Diablo 33 48 lb
		[Symbol]	PRG Best Boy HP 16 110 lb

THIS DRAWING REPRESENTS VISUAL CONCEPTS, LIGHTING FIXTURE PLACEMENT & ERECTING SUGGESTIONS ONLY!!!
 The Designer is not qualified to determine the structural appropriateness of this design and accepts no responsibility or liability for the engineering, fabrication, construction, rigging and weight loading involved in erecting these designs.
 This document and the ideas incorporated herein, as an instrument of professional service, are the property of Lee Rose, and are not to be used, in whole or part, for any other project without the prior written authorization of Lee Rose.
 This document may not be reproduced or modified in any way without prior written consent of Lee Rose.
 © Lee Rose Designs - 2021 (all rights reserved)

REVISIONS		
Rev #	Date	Notes
A	10/9/22	V3 for release to departments
B	10/9/2022	Moved upstage cable bridge Revised trim heights down 1" based on 1" lower stage height.
C	10/18/22	Changed Robe 1200 Wash to Martin Quantum Wash 1:1 swap
D	10/21/22	Backlit Translite Logo on Center Truss changed to Video Surface

SCALE: 1/4" = 1'0"
 Plot Status: Load In
 Production Design: Patrick Adair & Tina Miller
 Gaffer: Tony Ward
 Drawn By: L. Rose/C. Pieratt
 CAD File Name: NYRE23_V6_10_30_2022_LR_V2022.vwx
 Date: 10/30/2022

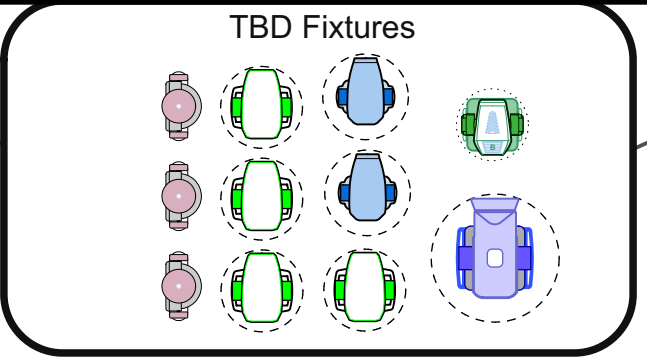


**DICK CLARK'S
 NEW YEAR'S
 ROCKIN' EVE 2023
 with RYAN
 SEACREST (Studio)**

Overall Light Plot
 LX 1 of 6
 Sheet



General Notes
 1. Confirm Center line with rigger and art director before rigging point layout begins. Decide where "0,0" will be located in relationship to the building



Symbol Key

Static Fixtures

Symbol	Description	Count
[Symbol]	Martin RUSH PAR 2 Zoom	79
[Symbol]	Martin RUSH PAR 2 (Floor)	38
[Symbol]	Solaris Flare RGBW	36
[Symbol]	Mirror	35

Symbol Key

Automated Fixtures

Symbol	Description	Count
[Symbol]	PRG Icon Edge	124
[Symbol]	GLP Impression X4	85
[Symbol]	Martin Mac Quantum Wash	53
[Symbol]	PRG ICON Best Boy HP	13
[Symbol]	PRG GC Best Boy HP	8
[Symbol]	Light Control PRG GC Followspot Controller	6
[Symbol]	Ayrton Diablo	33
[Symbol]	PRG Best Boy HP	16

THIS DRAWING REPRESENTS VISUAL CONCEPTS, LIGHTING FIXTURE PLACEMENT & ERECTING SUGGESTIONS ONLY!!!
 The Designer is not qualified to determine the structural appropriateness of this design and accepts no responsibility or liability for the engineering, fabrication, construction, rigging and weight loading involved in erecting these designs.
 This document and the ideas incorporated herein, as an instrument of professional service, are the property of Lee Rose, and are not to be used, in whole or part, for any other project without the prior written authorization of Lee Rose.
 This document may not be reproduced or modified in any way without prior written consent of Lee Rose.
 © Lee Rose Designs - 2021 (all rights reserved)


REVISIONS

Rev #	Date	Notes
A	10/9/22	V3 for release to departments
B	10/9/2022	Moved upstage cable bridge Revised trim heights down 1" based on 1" lower stage height.
C	10/18/22	Changed Robe 1200 Wash to Martin Quantum Wash 1:1 swap
D	10/21/22	Backlit Translite Logo on Center Truss changed to Video Surface

SCALE: 1/4" = 1'0"

Plot Status: Load In

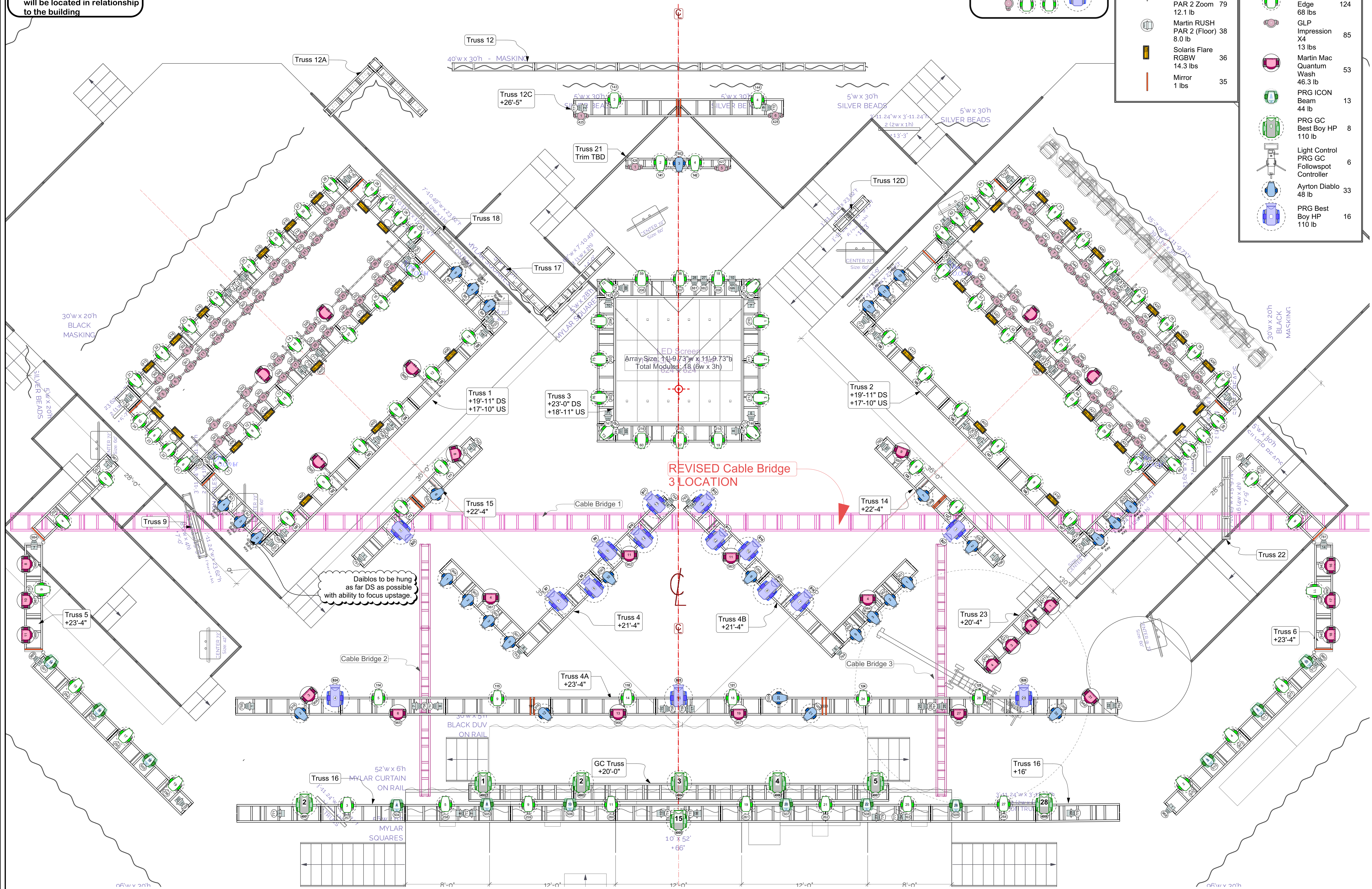
Production Design:	Patrick Adair & Tina Miller
Gaffer:	Tony Ward
Drawn By:	L. Rose/C. Pieratt
CAD File Name:	NYRE23_V6_10_30_2022_LR_V2022.vwx
Date:	10/30/2022



**DICK CLARK'S
 NEW YEAR'S
 ROCKIN' EVE 2023
 with RYAN
 SEACREST (Studio)**

Flown Light Plot

LX Sheet 2 of 6



Daiblos to be hung as far DS as possible with ability to focus upstage.

REVISED Cable Bridge 3 LOCATION

Array Size: 11'-9.73" w x 11'-9.73" h
 Total Modules: 18 (6w x 3h)

General Notes
 1. Confirm Center line with rigger and art director before rigging point layout begins. Decide where "0,0" will be located in relationship to the building

THIS DRAWING REPRESENTS VISUAL CONCEPTS, LIGHTING FIXTURE PLACEMENT & ERECTING SUGGESTIONS ONLY!!!
 The Designer is not qualified to determine the structural appropriateness of this design and accepts no responsibility or liability for the engineering, fabrication, construction, rigging and weight loading involved in erecting these designs.
 This document and the ideas incorporated herein, as an instrument of professional service, are the property of Lee Rose, and are not to be used, in whole or part, for any other project without the prior written authorization of Lee Rose.
 This document may not be reproduced or modified in any way without prior written consent of Lee Rose.
 © Lee Rose Designs - 2021 (all rights reserved)

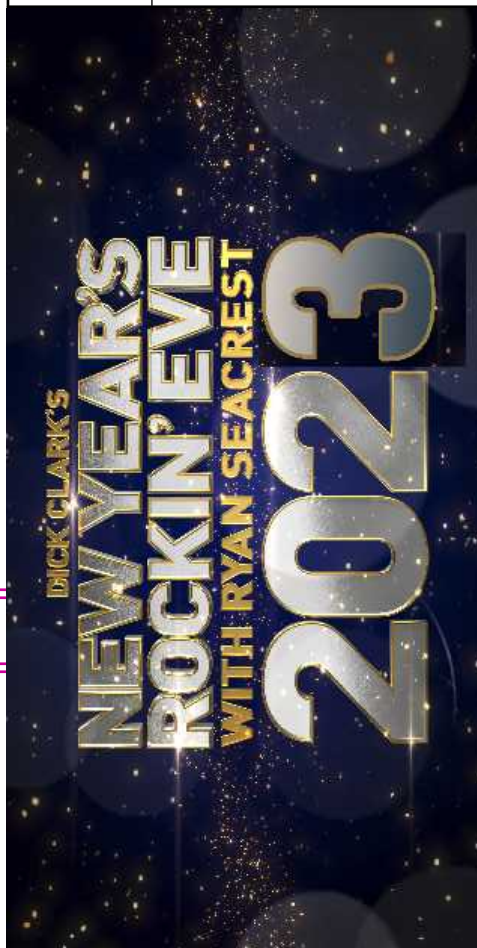
REVISIONS

Rev #	Date	Notes
A	10/9/22	V3 for release to departments
B	10/9/2022	Moved upstage cable bridge Revised trim heights down 1" based on 1" lower stage height.
C	10/18/22	Changed Robe 1200 Wash to Martin Quantum Wash 1:1 swap
D	10/21/22	Backlit Translite Logo on Center Truss changed to Video Surface

SCALE: 1/4" = 1'0"

Plot Status: Load In

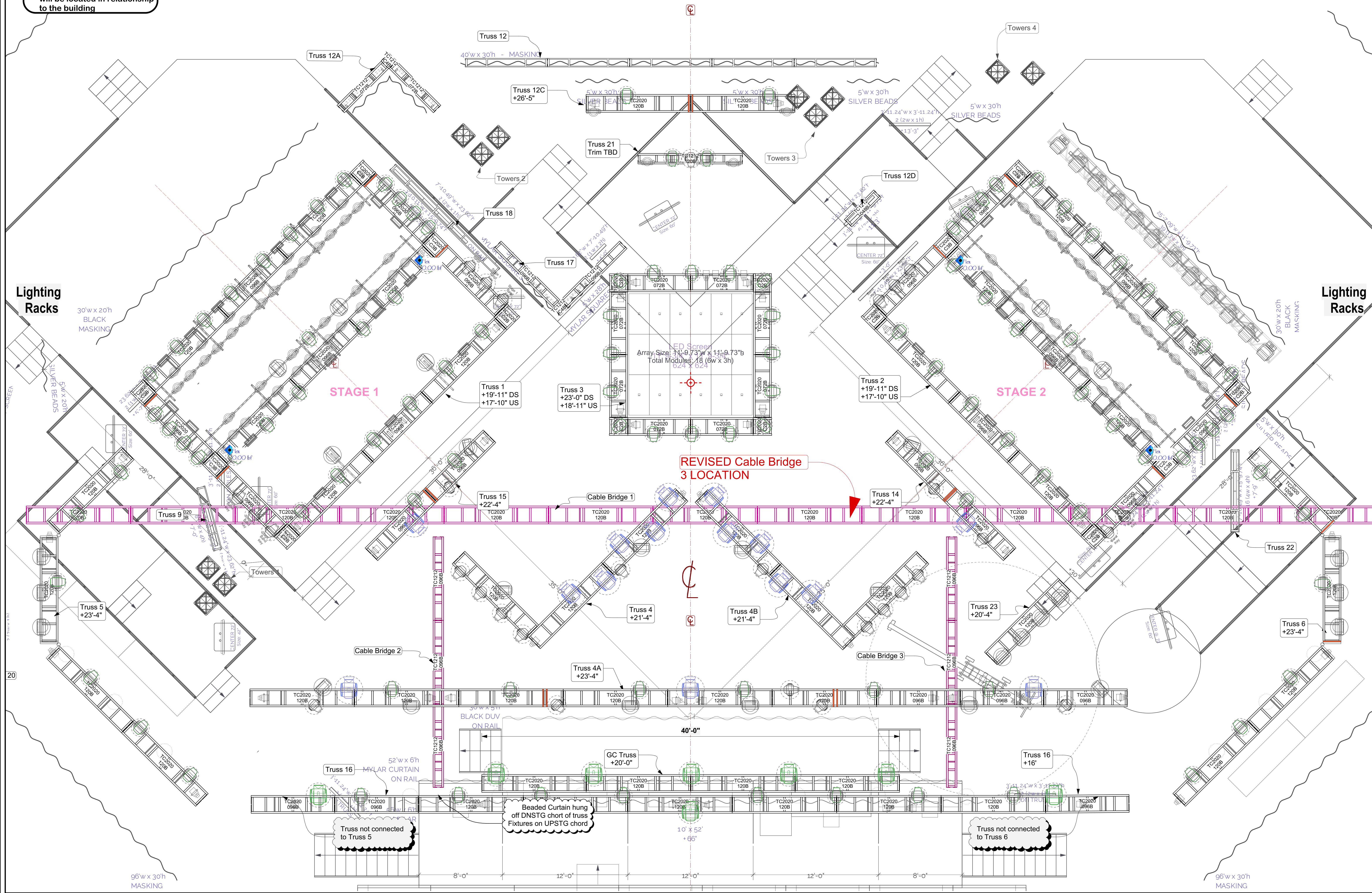
Production Design: Patrick Adair & Tina Miller
 Gaffer: Tony Ward
 Drawn By: L. Rose/C. Pieratt
 CAD File Name: NYRE23_V6_10_30_2022_LR_V2022.vwx
 Date: 10/30/2022



**DICK CLARK'S
 NEW YEAR'S
 ROCKIN' EVE 2023**
 with RYAN
 SEACREST (Studio)

Truss Plot

LX Sheet 4 of 6



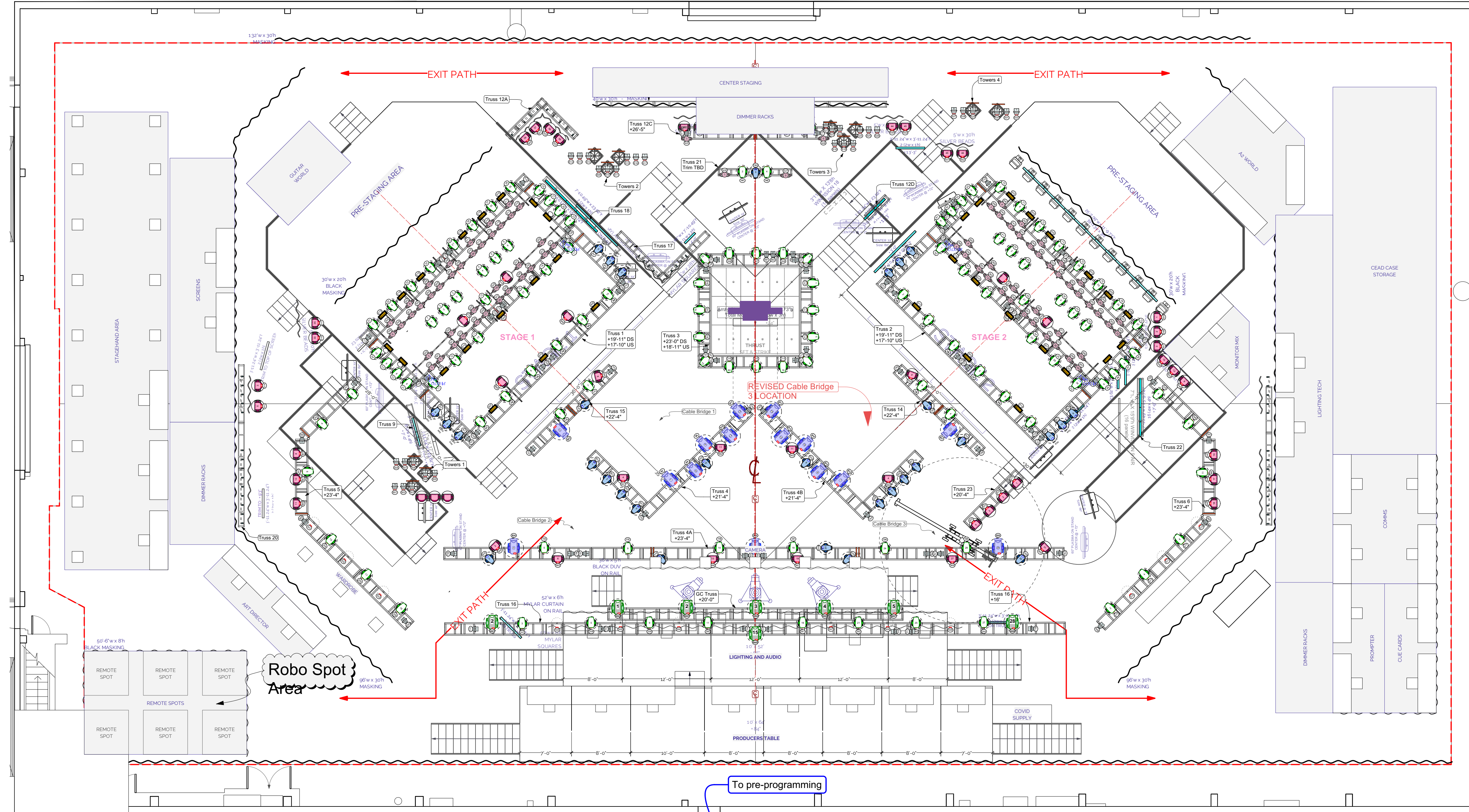
THIS DRAWING REPRESENTS VISUAL CONCEPTS, LIGHTING FIXTURE PLACEMENT & ERECTING SUGGESTIONS ONLY!!!
 The Designer is not qualified to determine the structural appropriateness of this design and accepts no responsibility or liability for the engineering, fabrication, construction, rigging and weight loading involved in erecting these designs.
 This document and the ideas incorporated herein, as an instrument of professional service, are the property of Lee Rose, and are not to be used, in whole or part, for any other project without the prior written authorization of Lee Rose.
 This document may not be reproduced or modified in any way without prior written consent of Lee Rose.
 © Lee Rose Designs - 2021 (all rights reserved)

REVISIONS		
Rev #	Date	Notes
A	10/9/22	V3 for release to departments
B	10/9/2022	Moved upstage cable bridge Revised truss heights down 1" based on 1" lower stage height.
C	10/18/22	Changed Robe 1200 Wash to Martin Quantum Wash 1-1 swap
D	10/21/22	Backlit Transite Logo on Center Truss changed to Video Surface

SCALE: AS NOTED

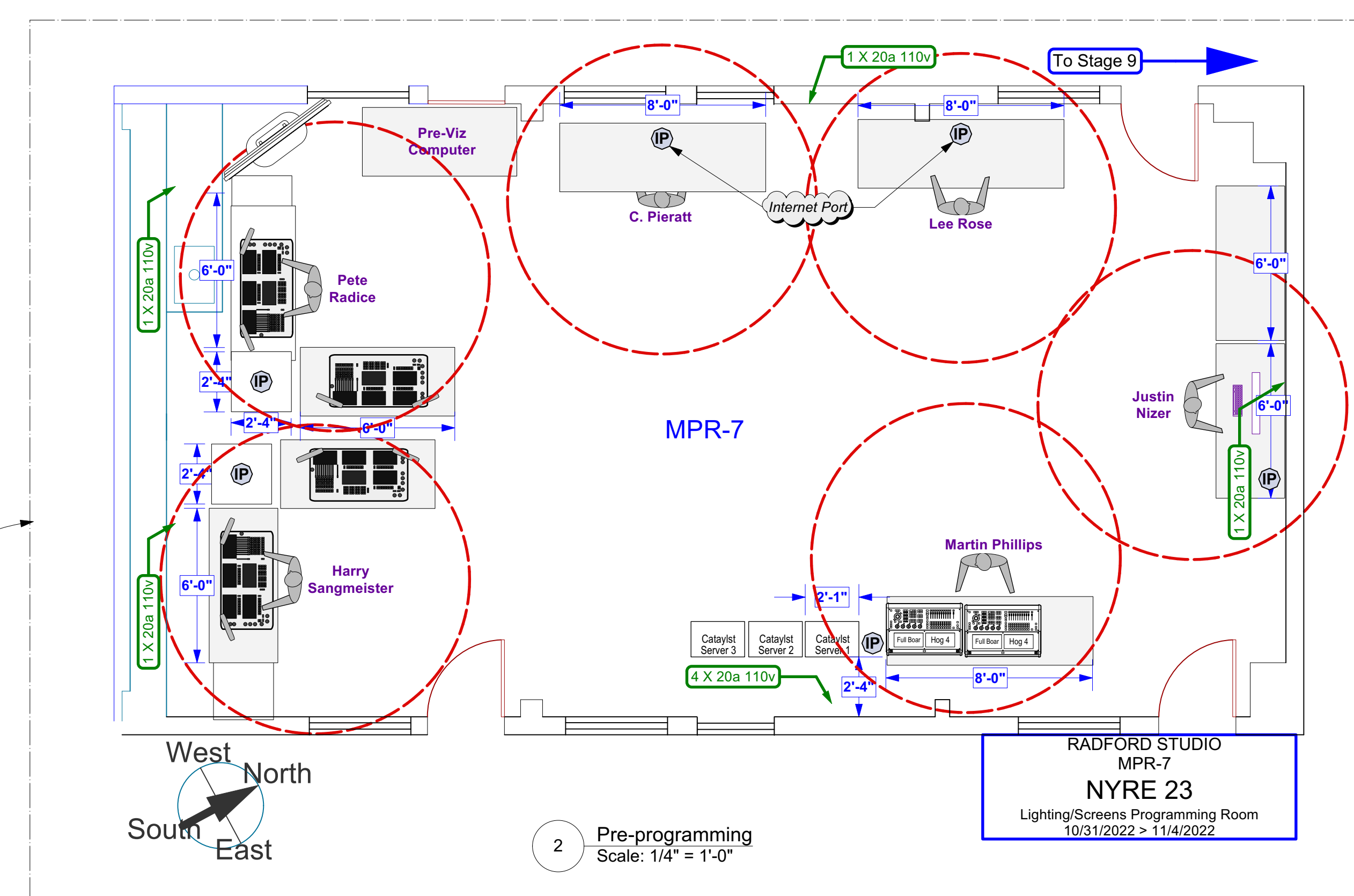
Plot Status: Load in

Production Design: Patrick Adair & Tina Miller
 Gaffer: Tony Ward
 Drawn By: L. Rose/C. Pieratt
 CAD File Name: NYRE23_V6_10_30_2022_LR_V2022.vwx
 Date: 10/30/2022




1 Full Room Layout
 Scale: 1/8" = 1'-0"

Pre-programming Area
 Located off Stage in MPR-7
 Monday 10/31 > Thursday 11/3



2 Pre-programming
 Scale: 1/4" = 1'-0"



DICK CLARK'S
 NEW YEAR'S
 ROCKIN' EVE 2023
 with RYAN
 SEACREST (Studio)

Full Room
 Layout

LX
 Sheet 5 of 6



THIS DRAWING REPRESENTS VISUAL CONCEPTS, LIGHTING FIXTURE PLACEMENT & ERECTING SUGGESTIONS ONLY!!!

The Designer is not qualified to determine the structural appropriateness of this design and accepts no responsibility or liability for the engineering, fabrication, construction, rigging and weight loading involved in erecting these designs.

This document and the ideas incorporated herein, as an instrument of professional service, are the property of Lee Rose, and are not to be used, in whole or part, for any other project without the prior written authorization of Lee Rose.

This document may not be reproduced or modified in any way without prior written consent of Lee Rose.

© Lee Rose Designs - 2021 (all rights reserved)


REVISIONS

Rev #	Date	Notes
A	10/9/22	V3 for release to departments
B	10/9/2022	Moved upstage cable bridge Revised trim heights down 1" based on 1" lower stage height.
C	10/18/22	Changed Robe 1200 Wash to Martin Quantum Wash 1:1 swap
D	10/21/22	Backlit Translite Logo on Center Truss changed to Video Surface

SCALE: AS NOTED

Plot Status: Load In

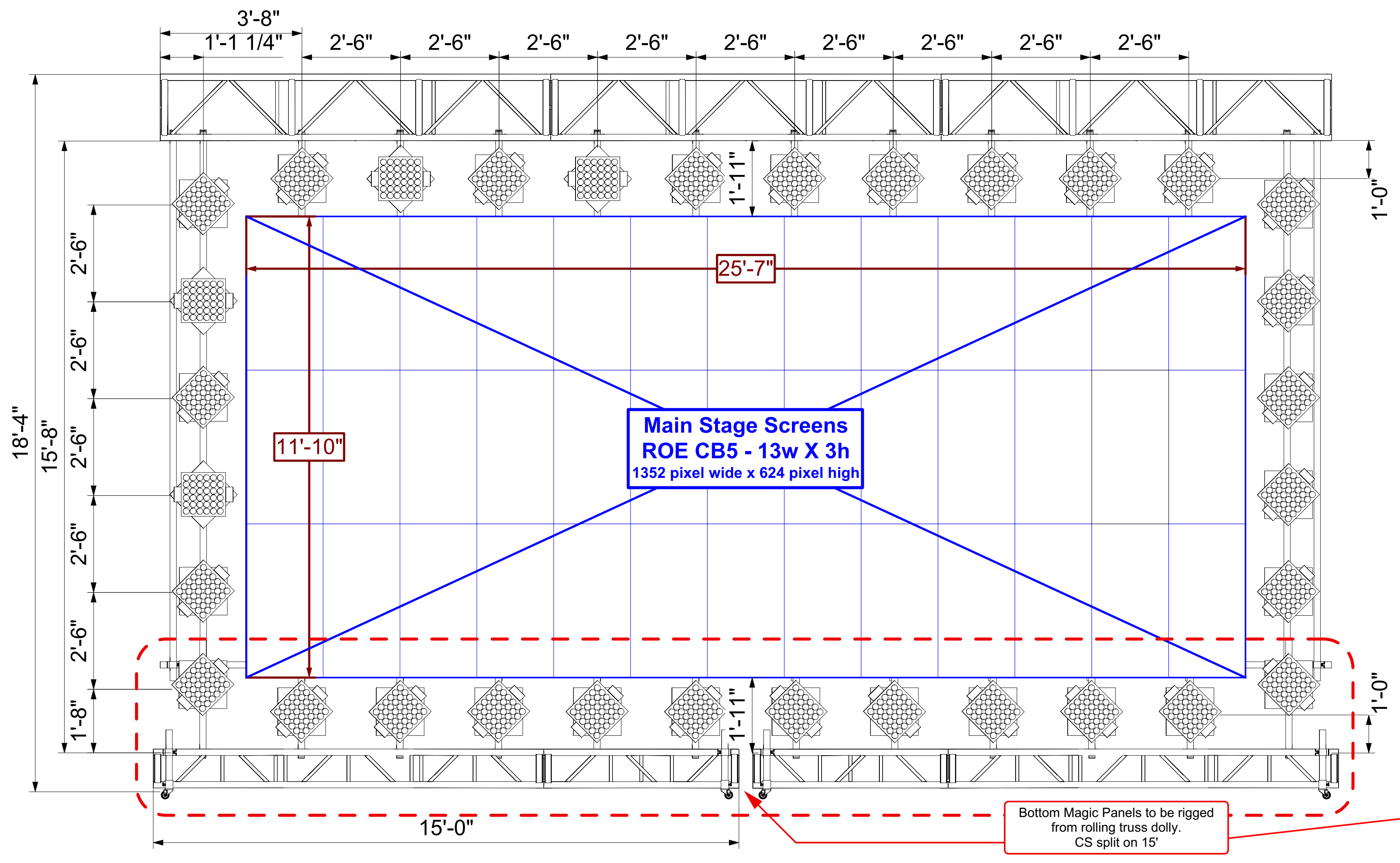
Production Design:	Patrick Adair & Tina Miller
Gaffer:	Tony Ward
Drawn By:	L. Rose/C. Pieratt
CAD File Name:	NYRE23_V6_10_30_2022_LR_V2022.vwx
Date:	10/30/2022



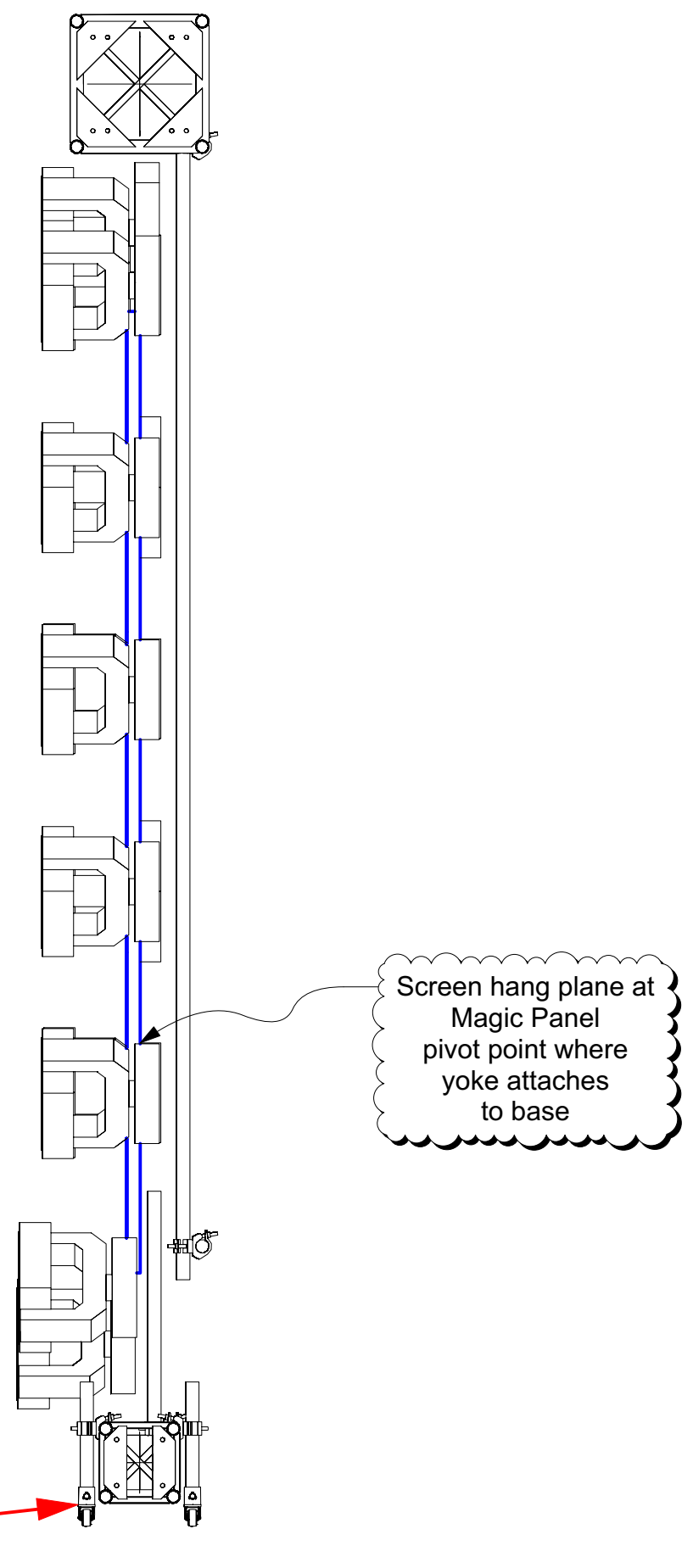
DICK CLARK'S
NEW YEAR'S
ROCKIN' EVE 2023
with RYAN
SEACREST (Studio)

Magic Panel & Logo
Truss Detail

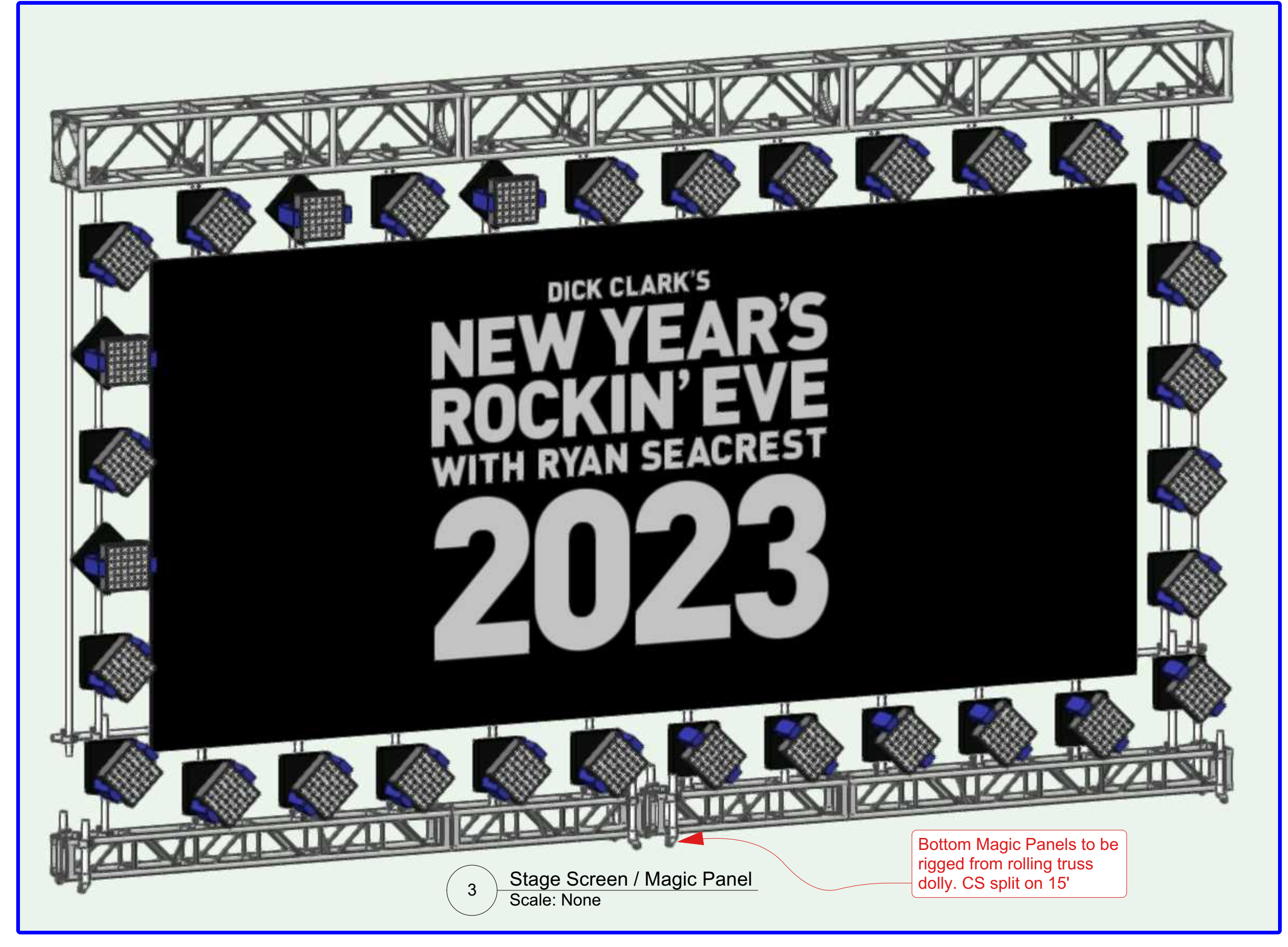
LX 6 of 6
Sheet



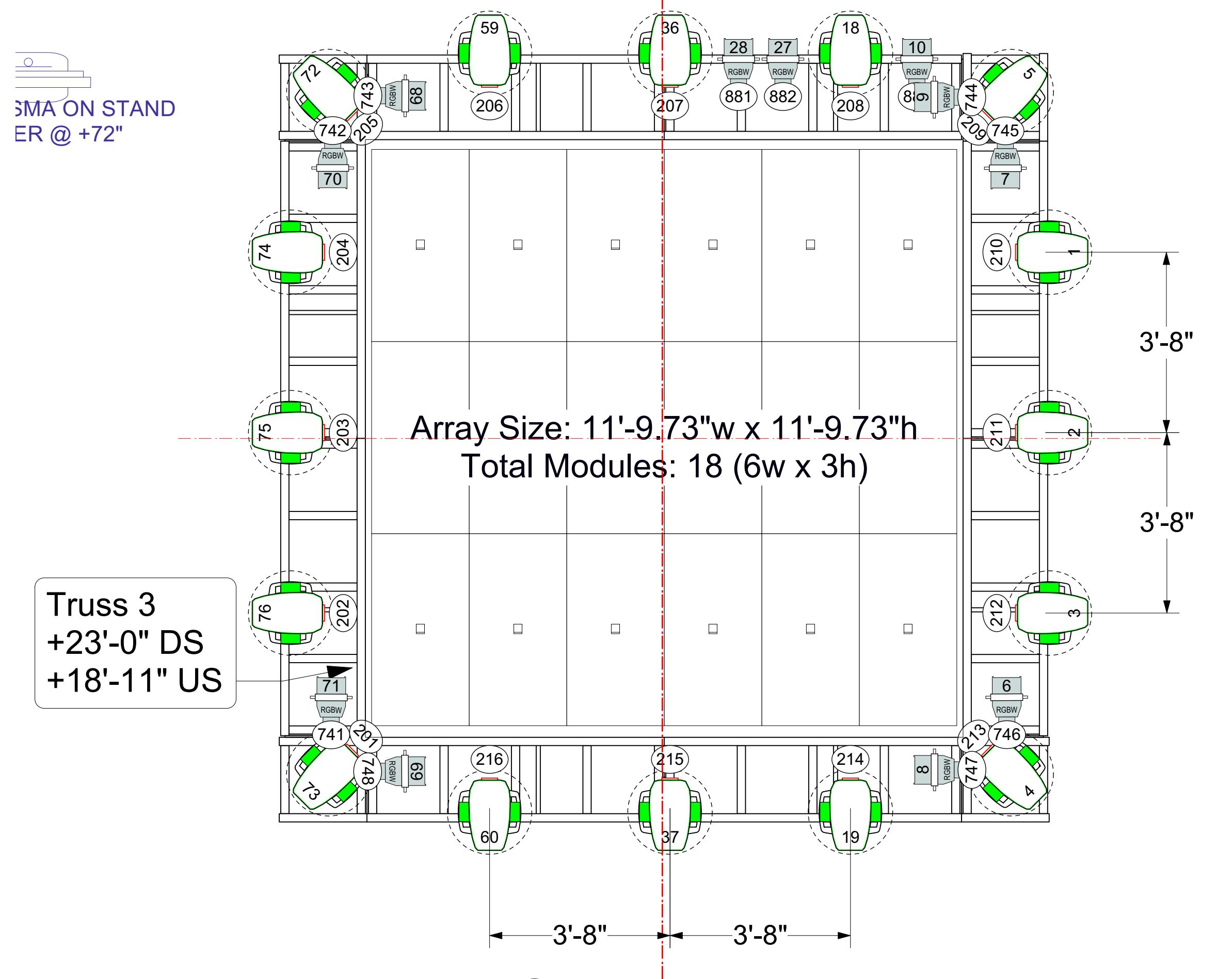
1 Magic Panel Video Wall Elevation
Scale: 1/2" = 1'-0"



2 Magic Panel Wall Section
Scale: 1/2" = 1'-0"



3 Stage Screen / Magic Panel
Scale: None



4 Truss 3 Icon Spacing/Screens
Scale: 1/2" = 1'-0"