Vektor Rifle & PCC Club shoot

28 Nov 2026

Stage	Stage name	Rounds
1	Stage 1 - Range 1	20
2	Stage 2 - Range 2	12
3	Stage 3 - Range 3	14
4	Stage 4 - Range 4	18
5		
6		
7		
8		
	Total	64

STAGE 1	RANGE 1	Distance 3m – 45m
Time Starts	Audible signal	
Starting position	Shooter starts anywhere in demarcated area. Rifle / PCC is loaded, option 1 and placed on table as demonstrated	
Stage procedure	At the start signal engage targets, while remaining in the demarcated area.	

Max points	**100**		**20**		**5**				**5**		**2**									

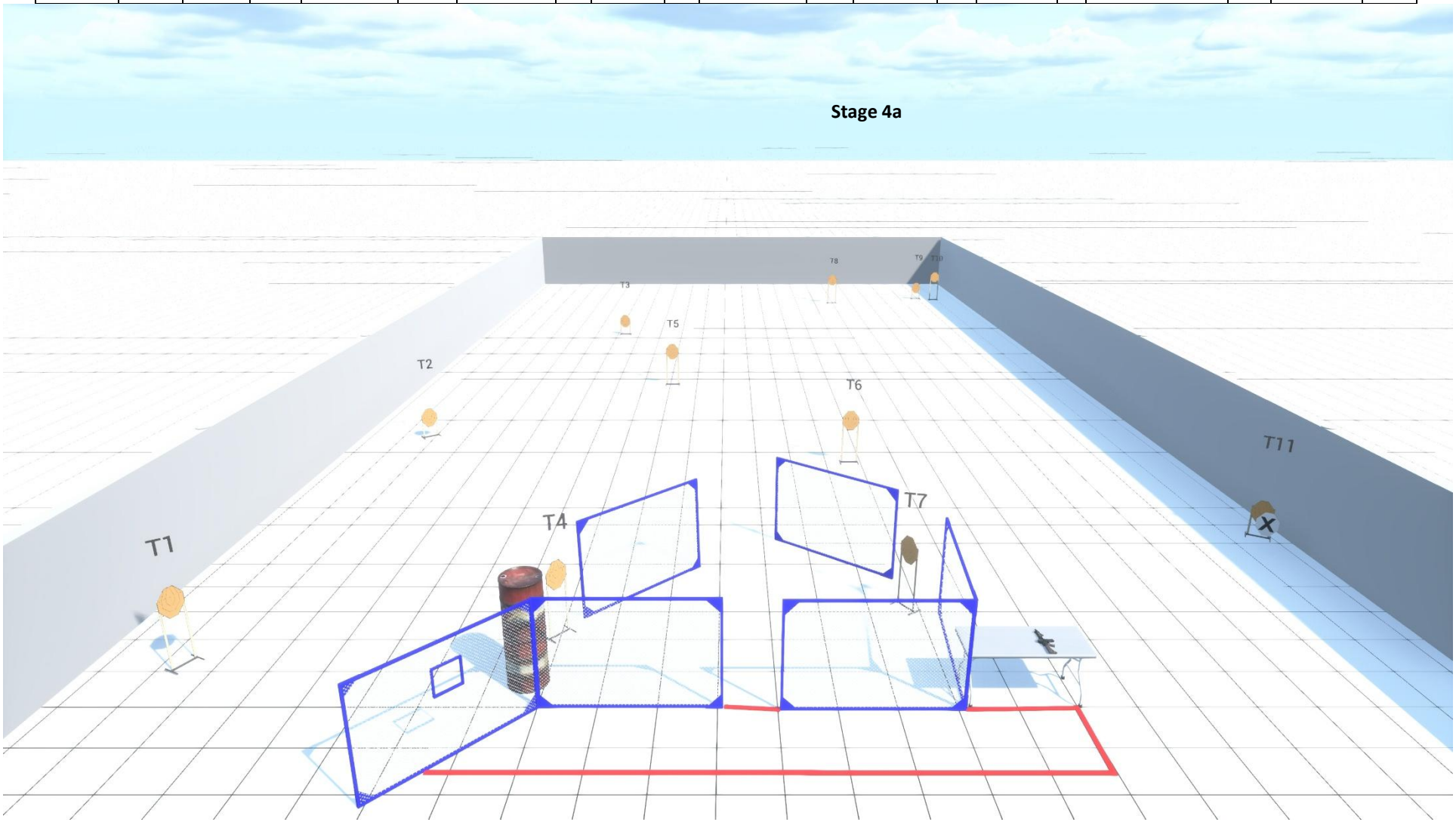

STAGE 2		RANGE 2		Distance 3m – 40m															
Time Starts		Audible signal																	
Starting position		Shooter starts anywhere in demarcated area. PCC: Option 1, held in ready position (as per Appendix E1)																	
Stage procedure		At the start signal engage targets, while remaining in the demarcated area.																	
Max points	**60**		**12**		**6**						**1**								

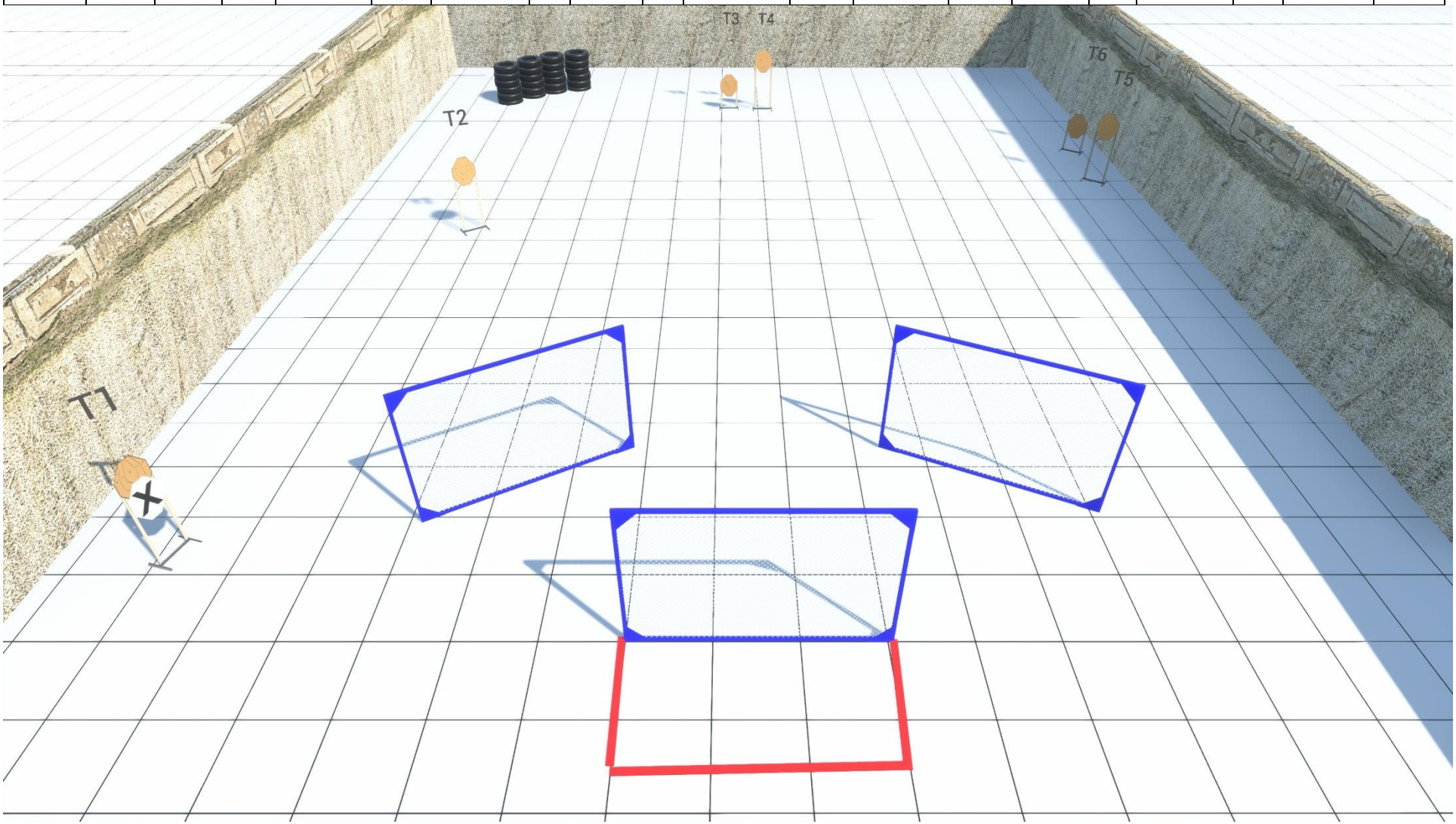

STAGE 3	RANGE 3	Distance 3m – 15m
Time Starts	Audible signal	
Starting position	Shooter starts with heels of one foot touching X as demonstrated Rifle / PCC: Option 2, held in ready position (as per Appendix E1)	
Stage procedure	At the start signal engage targets, while remaining in the demarcated area.	

Max points	**70**		**14**		**7**						**2**								

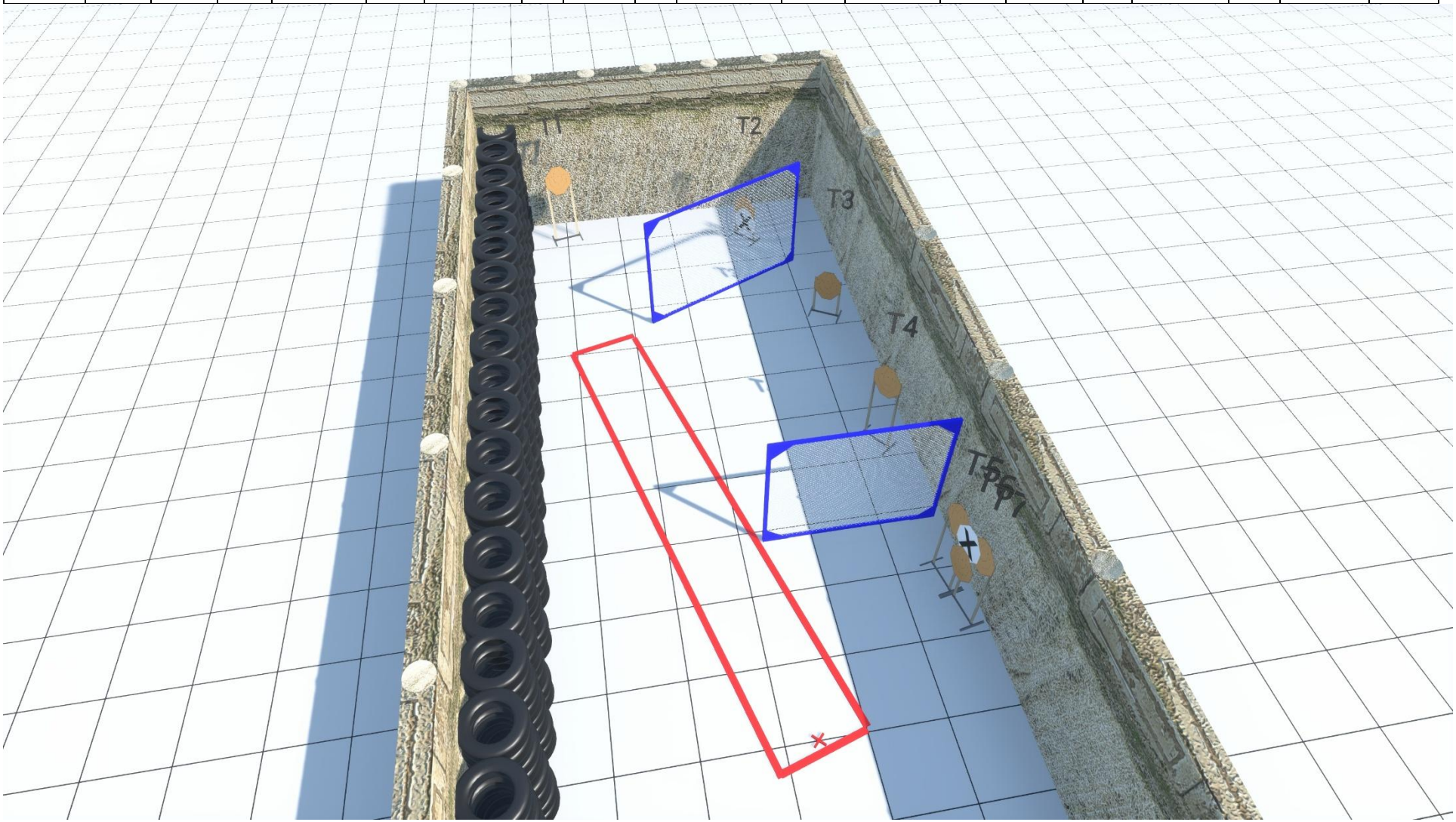

STAGE 4		RANGE 5		Distance 3m – 15m															
Time Starts		Audible signal																	
Starting position		Shooter starts anywhere in the demarcated area. PCC/ Rifle is loaded, Option 1, held in ready position (as per Appendix E1)																	
Stage procedure		At the start signal engage targets as they become visible while remaining in the demarcated area.																	
Max points	**90**		**18**		**6**				**3**		**3**								

