Wolwehoek Shooting Club – Club Champs 6
Range 1, Stage 1
Date: 21 Nov 2026

TARGETS AND SCORING: 9 Targets, 2 No-shoot targets, 2 Mini-poppers, 2 Plates, 22 rounds, 110 points	
GUN READY CONDITION:	**START POSITION:** Start anywhere facing downrange.
STAGE PROCEDURE: After the start signal engage all targets while remaining in the demarcated area.	**START-STOP:** Audible - Last shot

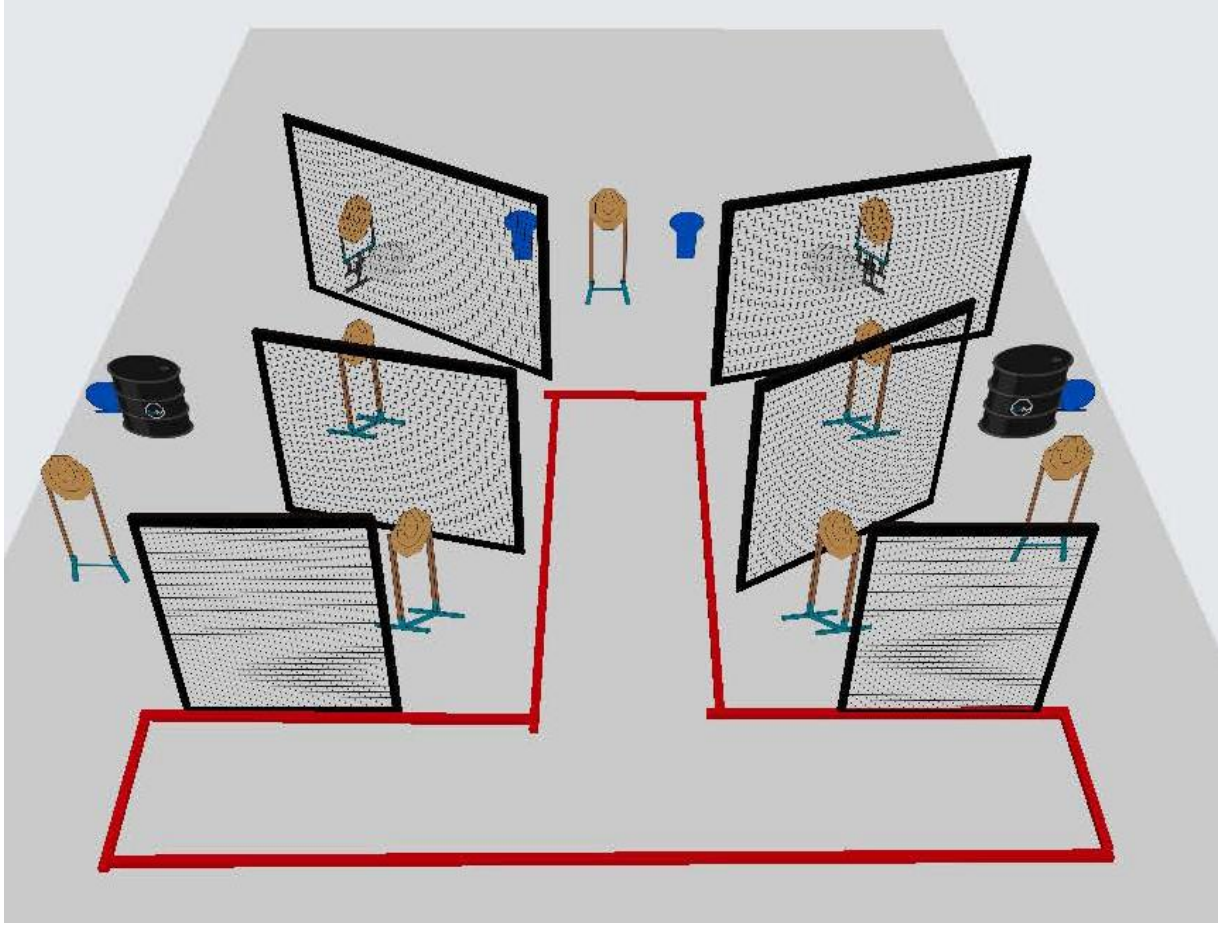

Builders notes:
Build something like the picture, make max use of range width for the demarcated area.
The plates on the sides should only be visible from the back corners of the demarcated area and at ~ 15+ m.

Wolwehoek Shooting Club – Club Champs 6
Range 2, Stage 2
Date: 21 Nov 2026

TARGETS AND SCORING: 10 Mini targets, 3 Mini NS Target1, 1 Plate, 1 Poppers, 22 rounds, 110 points	
GUN READY CONDITION:	**START POSITION:** Heels touching at X, hands surrender.
STAGE PROCEDURE: After the start signal engage all targets while remaining in the demarcated area.	**START-STOP:** Audible - Last shot

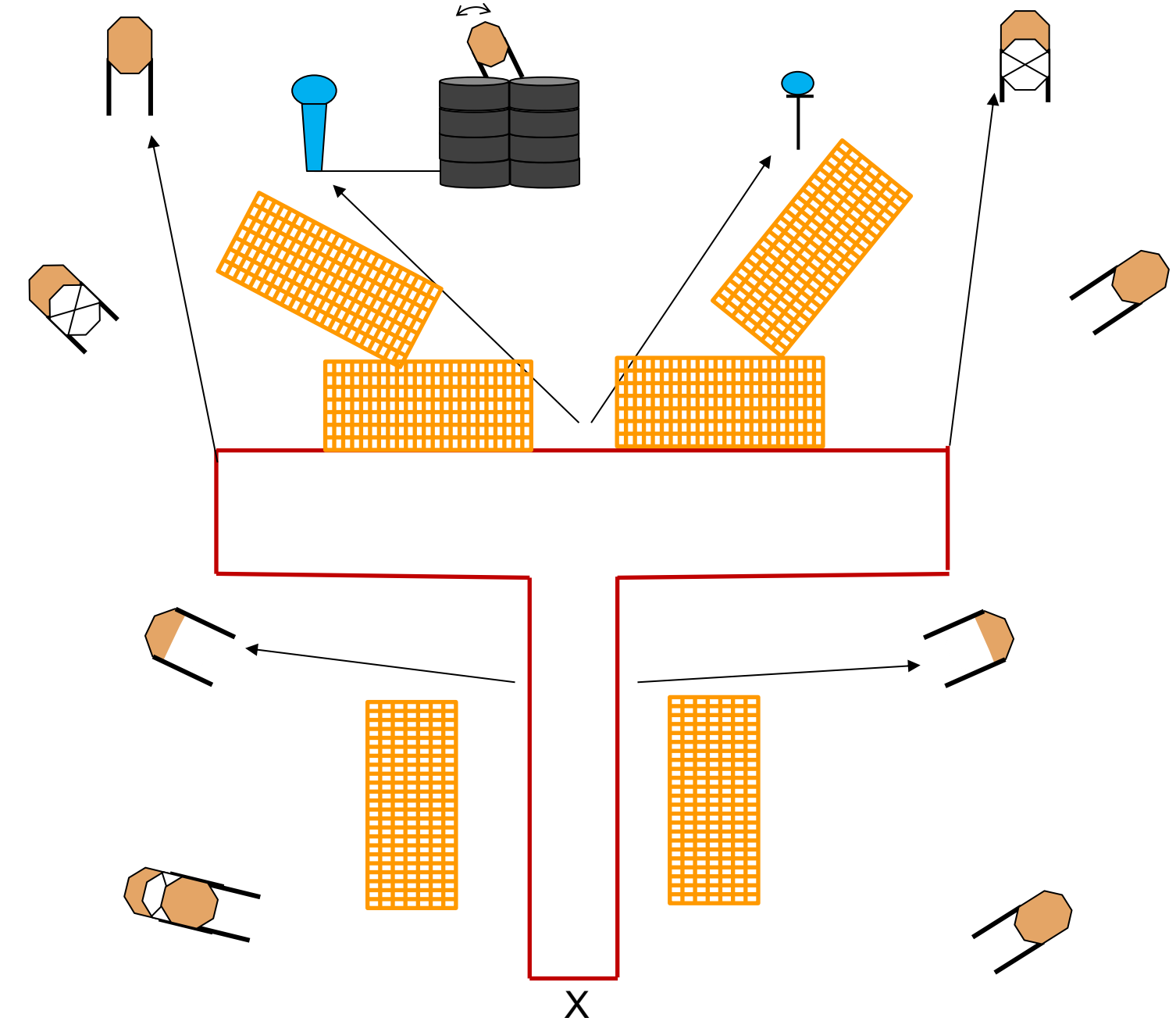

Builders notes:
Steel at ~12 m from demarcated area. Make max use of bay size.
Use tyres/drums/screens to limit visibility as indicated.

Wolwehoek Shooting Club – Club Champs 6

Range 3, Stage 3

Date: 21 Nov 2026

TARGETS AND SCORING: 12 IPSC Targets, 5 NS targets, 8 plates, 32 rounds, 160 points	
GUN READY CONDITION:	**START POSITION:** Heels touching at X facing downrange.
STAGE PROCEDURE: After the start signal engage all targets while remaining in the demarcated area.	**START-STOP:** Audible - Last shot

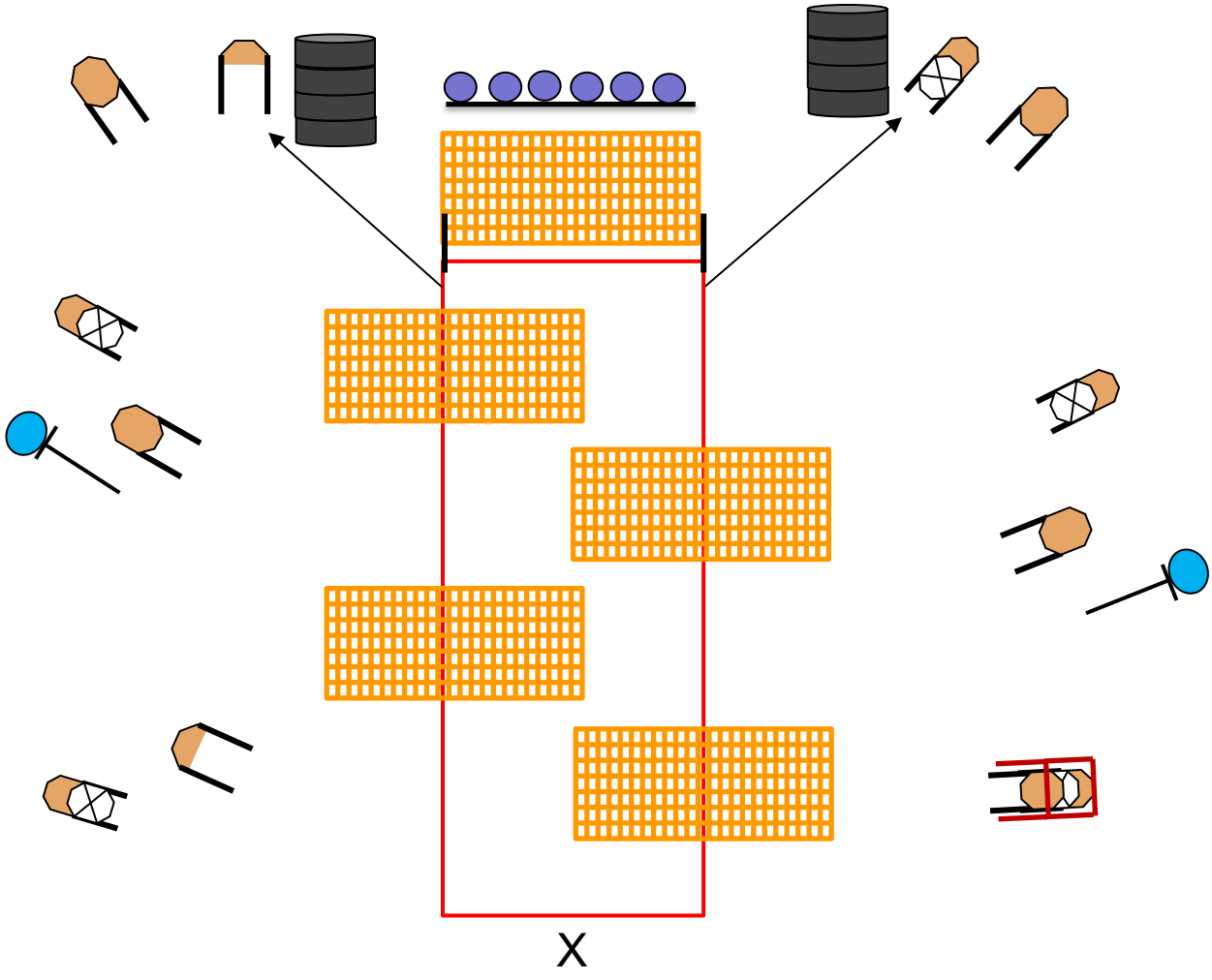

Builders notes: Fanie to supervise. Demarcated area minimum 12 m from plate rack. Use high screen to enable shooting from a squat position on the plate rack. Check limited visibility of selected targets and for shoot throughs.

Wolwehoek Shooting Club – Club Champs 6
Range 4, Stage 4
Date: 21 Nov 2026

TARGETS AND SCORING: 2 Targets, 1 NS target, 2 Poppers, 3 Plates, 9 rounds, 45 points	
GUN READY CONDITION: Mag in chamber empty	**START POSITION:** Seated on bench hands on knees.
STAGE PROCEDURE: Engage all targets while remaining seated in the demarcated area.	**START-STOP:** Audible - Last shot

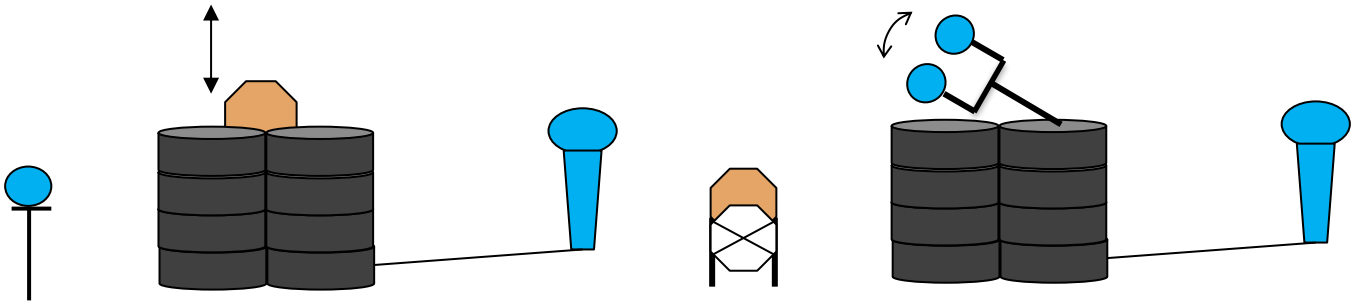



Builders notes:
All targets and steel as far as possible in the bay. The target with NS should only have about 20 cm visible.
There should only be < 10 cm the bobber target visible at rest to encourage the shooter to engage it while moving.

Wolwehoek Shooting Club – Club Champs 6
Range 5, Stages 5
Date: 21 Nov 2026

TARGETS AND SCORING: 6 Targets, 2 NS targets, 3 plates, 15 shots, 75 points	
GUN READY CONDITION: Gun empty, gun and all mags to be used placed on table.	**START POSITION:** Anywhere in the demarcated area facing downrange, fingers interlaced on head.
STAGE PROCEDURE: After the start signal engage all targets while remaining in the demarcated area. The steel must be engaged strong hand unsupported.	**START-STOP:** Audible - Last shot

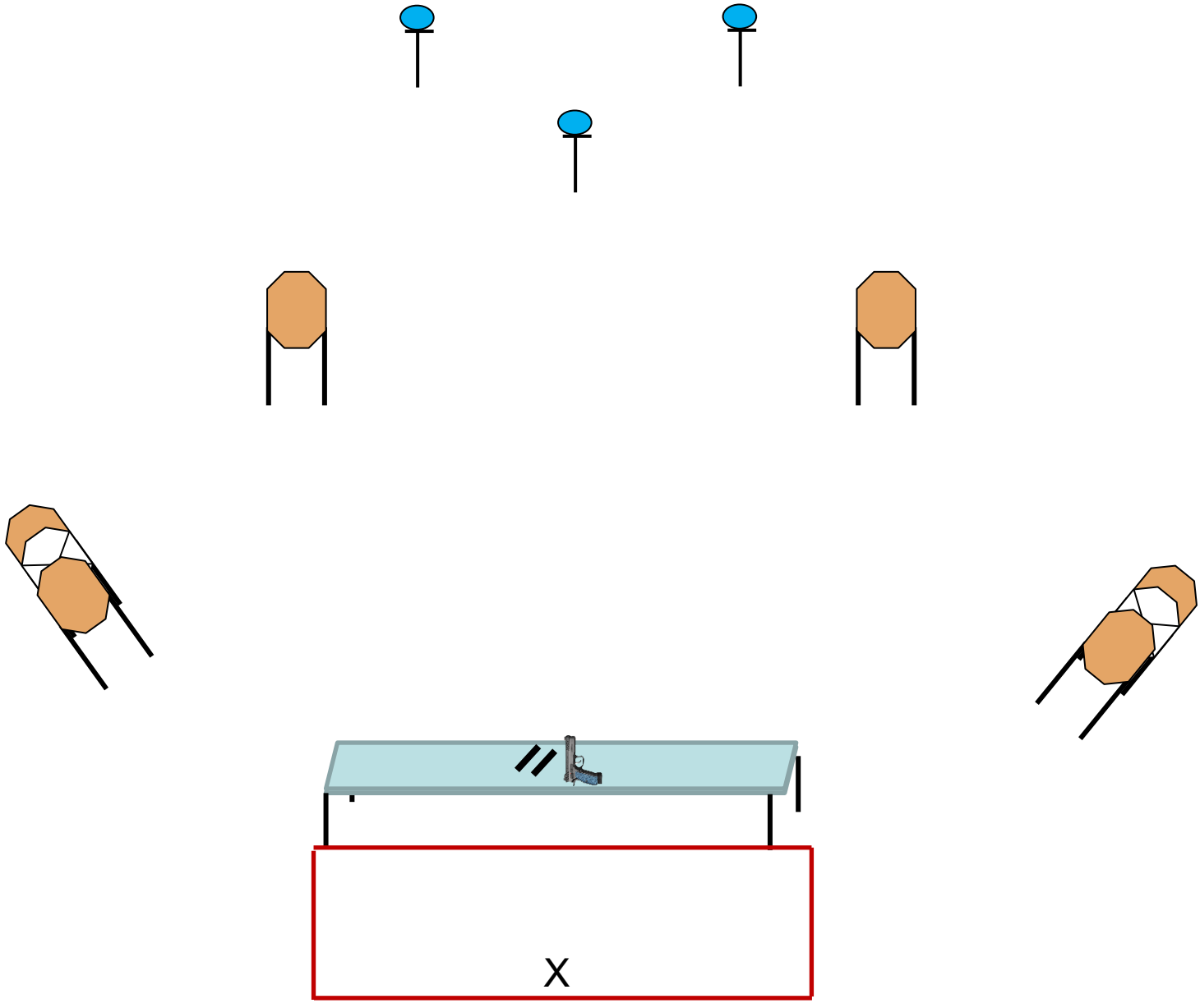

Builders notes:
All plates against the backstop. Middle array targets at ~ 12 m, side targets ~ 8 m.
Check for shoot throughs. Middle targets should obviously be on short brandering.

Equipment list

Range	1	2	3	4	5	Total
	9	10 Mini	12	2	6	31 L 8 Mini
	2	3 Mini	3	1	2	10 L 3 Mini
	2	1	8 (6 plate rack)	3 (2 swinger)	3	15
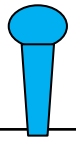	2 Mini	1 Big		1 Big		1 L 6 Mini
Screens	6	6	6			All
Other						
Swinger		Swinger		Bobber 2 Plate swinger		
Drums/Tyre stacks						
Rounds	22	22	32	9	15	100