Stage 1

Targets: 6 IPSC Targets, some No-Shoots	Number of rounds to be scored: 12
Start position: Standing on „A”, both toes touching the mark, as demonstrated	
Gun ready condition: Handgun in ready condition, PCC: Option 1	
Time starts: on audible signal	
Procedure: After the start signal engage all targets from the designated area	
Safety angles: 2x90° and the **top of the backstop**	

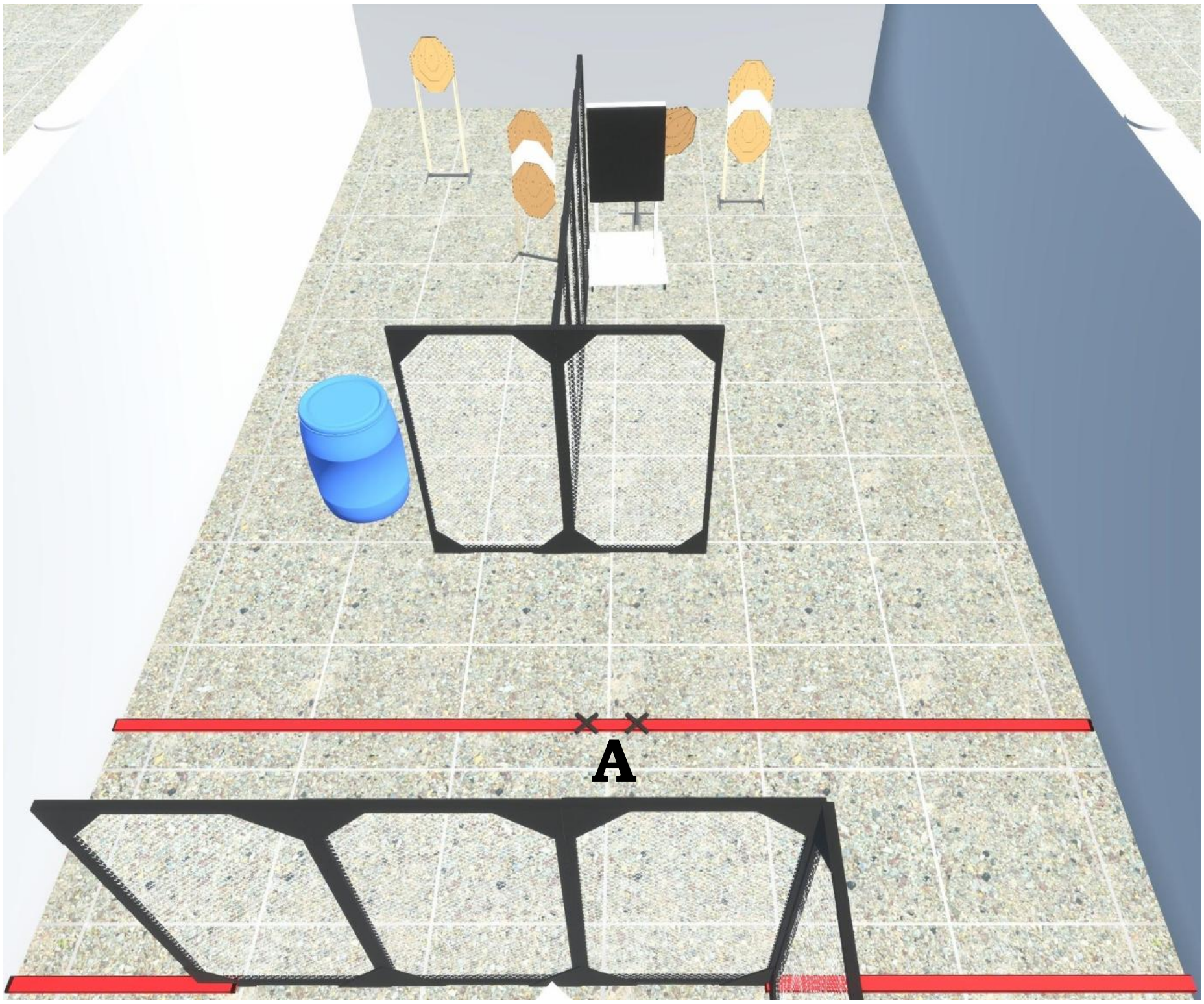

Stage 2

Targets: 4 IPSC Targets, 2 IPSC Mini Targets, some No-Shoots	Number of rounds to be scored: 12
Start position: Standing on „A”, both heels touching the mark, as demonstrated	
Gun ready condition: Handgun in ready condition, PCC: Option 1	
Time starts: On audible signal	
Procedure: After the start signal engage all targets from the designated area	
Safety angles: 2x90° and the **top of the backstop**	

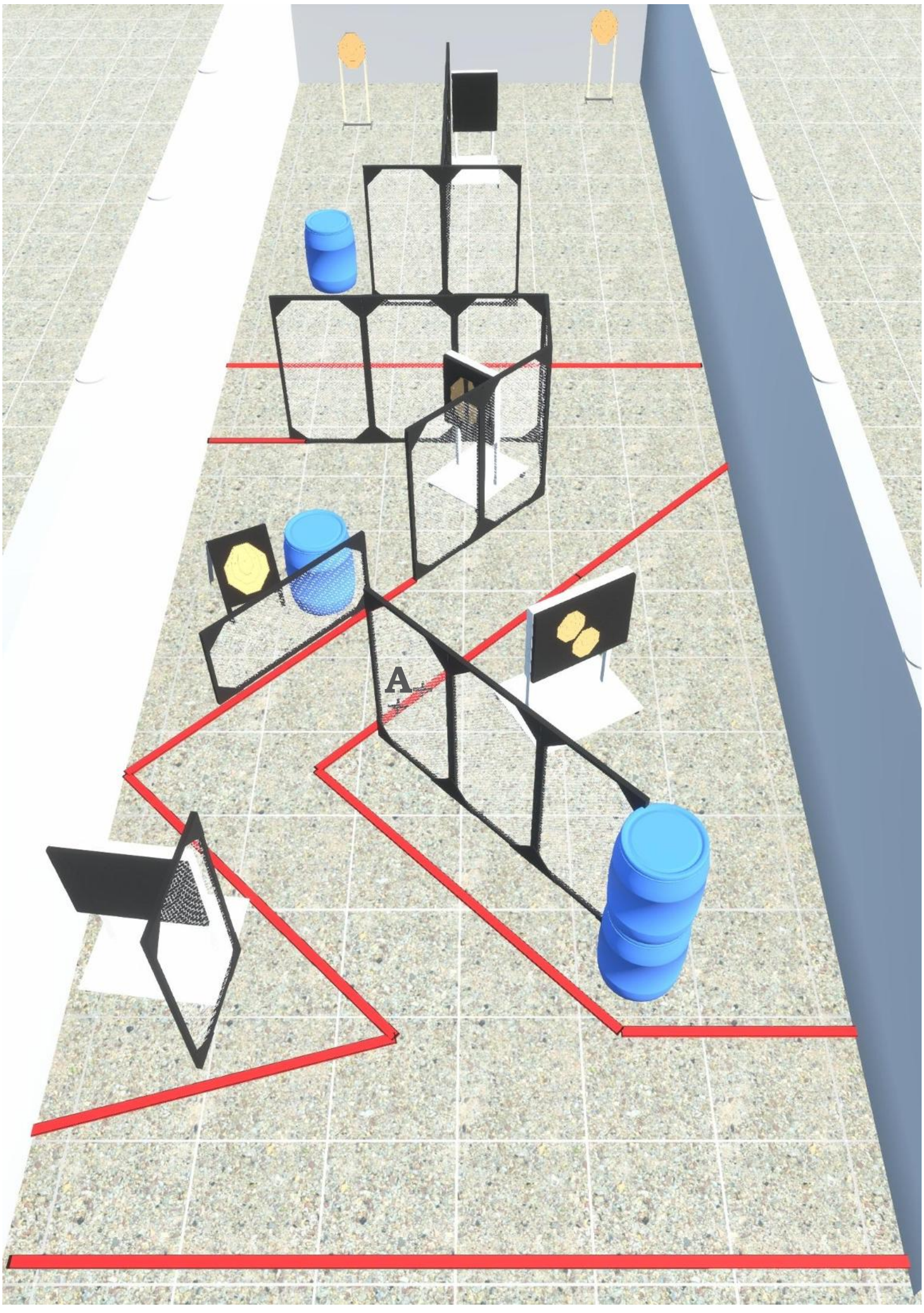

Stage 3

Targets: 10 IPSC Targets (1 on mover), 5 IPSC Mini Targets, 1 IPSC Mini Popper, some No-Shoots	Number of rounds to be scored: 31
Start position: Standing on „A”, both heels touching the mark, as demonstrated	
Gun ready condition: Handgun in ready condition / PCC: Option 1	
Time starts: On audible signal	
Procedure: After the start signal engage all targets from the designated area Mini popper „MP1” activates moving target „MT1”. The moving target will remain visible at rest.	
Safety angles: 2x90° and the **top of the backstop**	

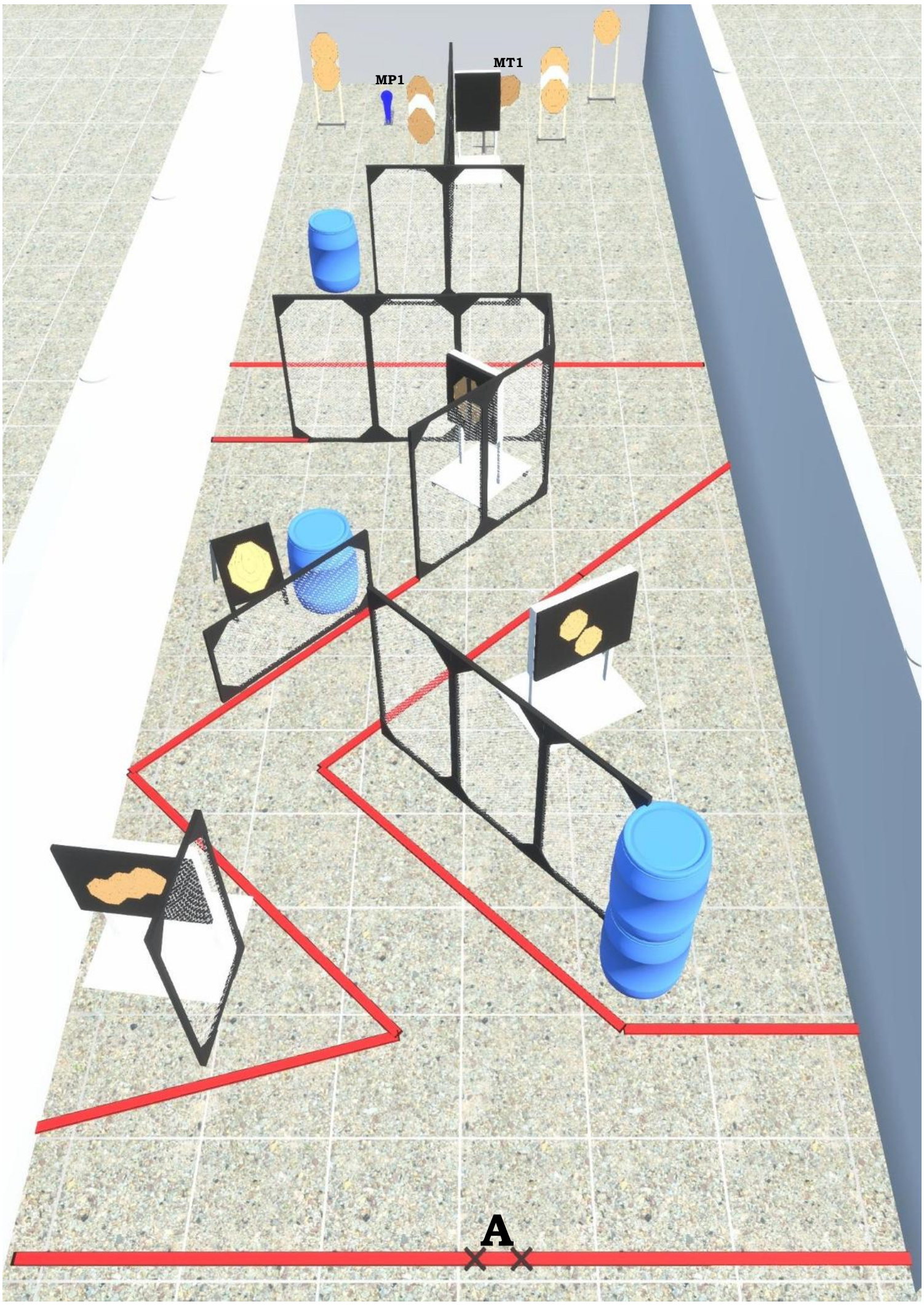

Stage 4

Targets: 5 IPSC Targets (1 on mover), 6 IPSC Mini Targets, 1 IPSC Mini Popper, some No-Shoots	Number of rounds to be scored: 12
Start position: Standing anywhere inside the marked area, as demonstrated	
Gun ready condition: Handgun in ready condition / PCC: Option 1	
Time starts: On audible signal	
Procedure: After the start signal engage all targets from the designated area / handgun: **with strong hand only**. Mini popper „MP1" activates moving target „MT1". The moving target will remain visible at rest.	
Safety angles: 2x90° and the **top of the backstop**	

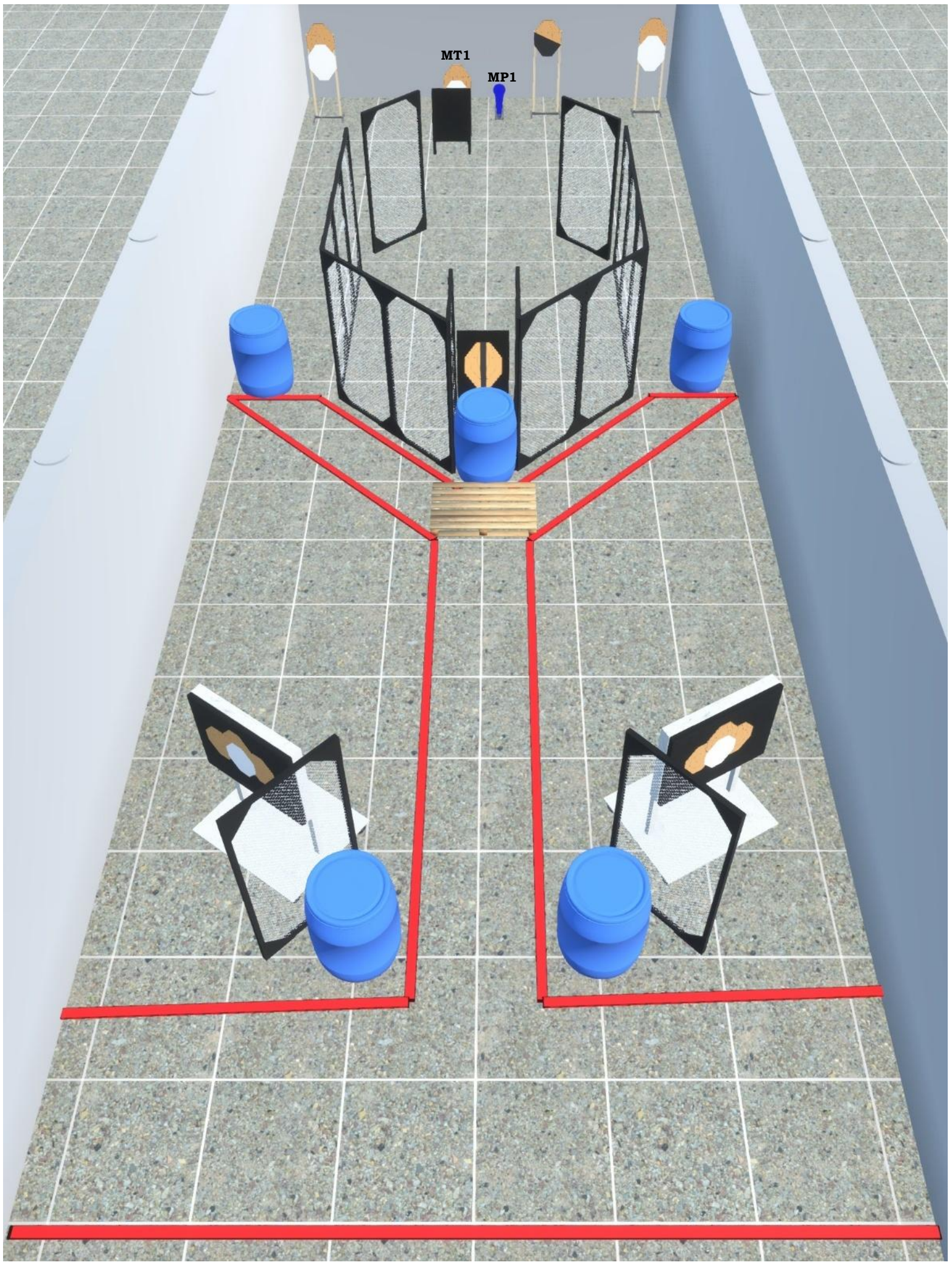

Stage 5

Targets: 10 IPSC Targets (1 on mover), 2 IPSC Mini Poppers, some No-Shoots	Number of rounds to be scored: 22
Start position: Standing on the platform „A”, as demonstrated	
Gun ready condition: Gun on the barrel „B1” or „B2” chamber and magwell empty, all magazine to use on the barrel on the opposite side / PCC: Option 3	
Time starts: On audible signal	
Procedure: After the start signal engage all targets from the designated area Mini popper „MP1” or mini popper „MP2” (any of the two) activates moving target „MT1”. The moving target will remain visible at rest.	
Safety angles: 2x90° and the **top of the backstop**	

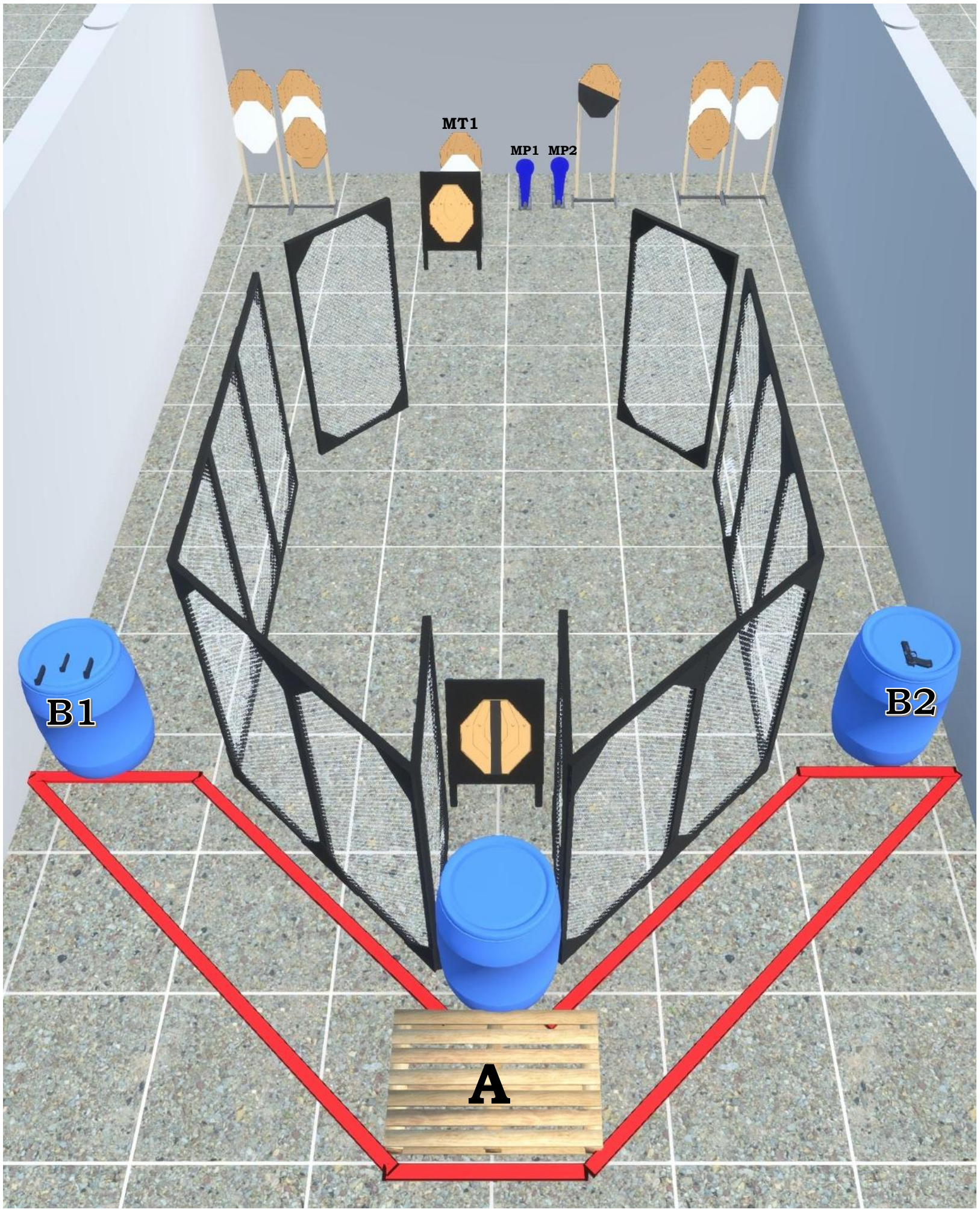

Stage 6

Targets: 6 IPSC Targets, 6 IPSC Mini Targets, some No-Shoots	Number of rounds to be scored: 24
Start position: Standing on „A” or „B”, both hands on the barrel, as demonstrated	
Gun ready condition: Handgun in ready condition (holstered) / PCC: Option 1 – **lying on the barrel**	
Time starts: On audible signal	
Procedure: After the start signal engage all targets from the designated area	
Safety angles: 2x90° and the **top of the backstop**	

