

# mini ZUKO CRACOW OPEN



WĘDKARSTWO  
MYŚLISTWO  
AKWARYSTYKA



**Range Day Every Day!**



[www.acexr.pl](http://www.acexr.pl)

**PCC**  
27-29.03.2026



<https://wykrojniki.pl>



<https://biggun.pl>



<https://roleski.pl>



[www.weapon-wizards.com](http://www.weapon-wizards.com)



[www.bazooka.sklep.pl](http://www.bazooka.sklep.pl)

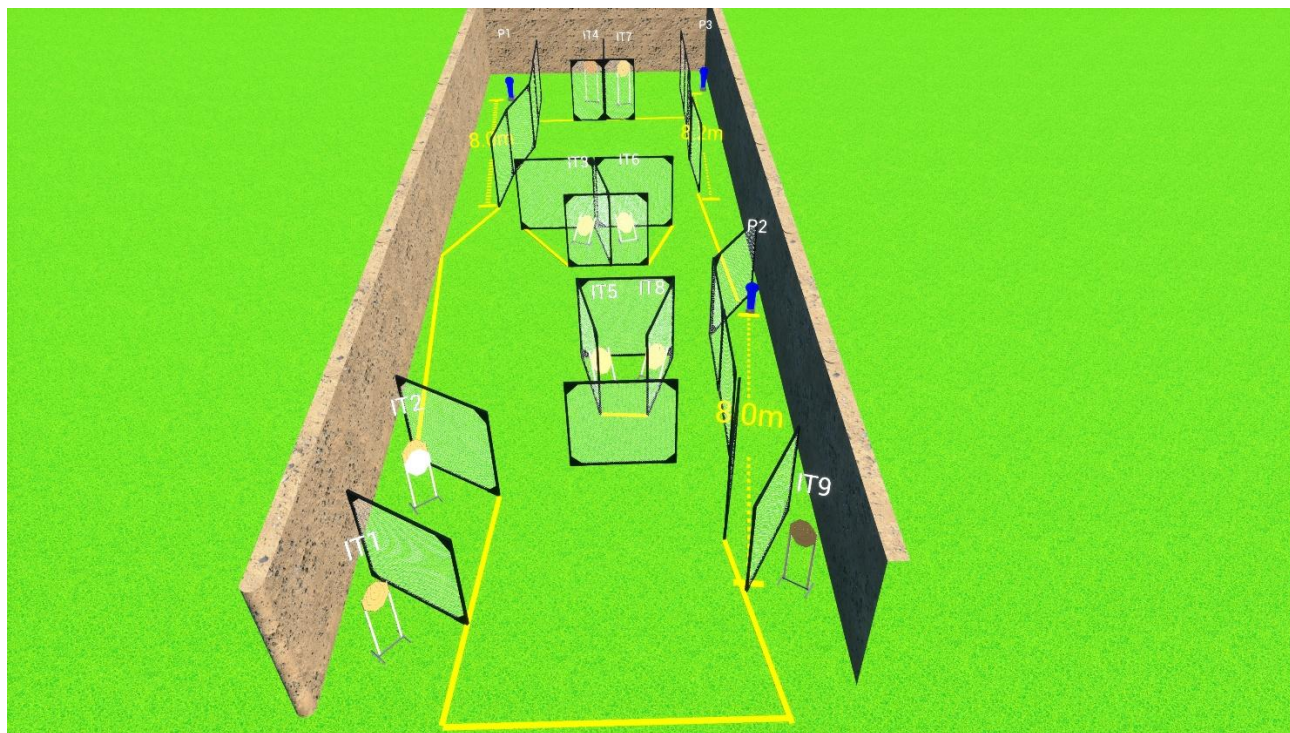


<https://dynamitoutfit.pl>



# Cracow Open 2026

## Stage 1

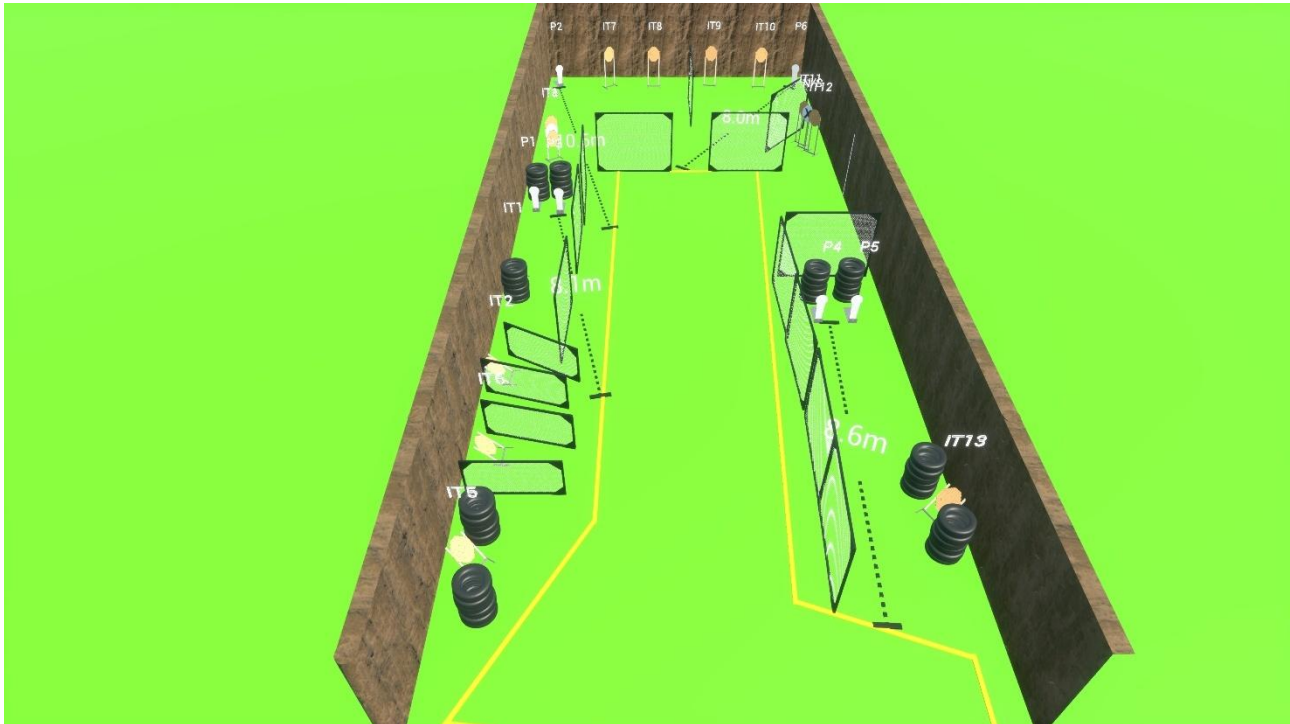


<b>Scoring Targets – type and number</b>	IPSC Paper Targets	9
	IPSC Mini Poppers	3
	IPSC Metal Plates	0
	No Shoots	1
<b>Target distance and stage balance</b>	100% targets on less than 25 meters.	
<b>Minimum number of rounds required</b>	21	
<b>PCC Ready Condition</b>	Loaded (Option 1)	
<b>Competitor Ready Condition</b>	Standing erect, with the firearm in the ready condition, held in both hands, stock touching the competitor at hip level, barrel parallel to the ground, trigger guard downwards, muzzle pointing downrange with the fingers outside the trigger guard (see Appendix E1). Rule 8.2.2	
<b>Start Position</b>	Standing anywhere	
<b>Time Starts</b>	Audible signal	
<b>Procedure</b>	At the start signal, engage targets.	



# Cracow Open 2026

## Stage 2



<b>Scoring Targets – type and number</b>	IPSC Paper Targets	13
	IPSC Mini Poppers	6
	IPSC Metal Plates	0
	No Shoots	2
<b>Target distance and stage balance</b>	100% targets on less then 25 meters.	
<b>Minimum number of rounds required</b>	32	
<b>PCC Ready Condition</b>	Loaded (Option 1)	
<b>Competitor Ready Condition</b>	Standing erect, with the firearm in the ready condition, held in both hands, stock touching the competitor at hip level, barrel parallel to the ground, trigger guard downwards, muzzle pointing downrange with the fingers outside the trigger guard (see Appendix E1). Rule 8.2.2	
<b>Start Position</b>	Standing anywhere	
<b>Time Starts</b>	Audible signal	
<b>Procedure</b>	At the start signal, engage targets.	



# Cracow Open 2026

## Stage 3

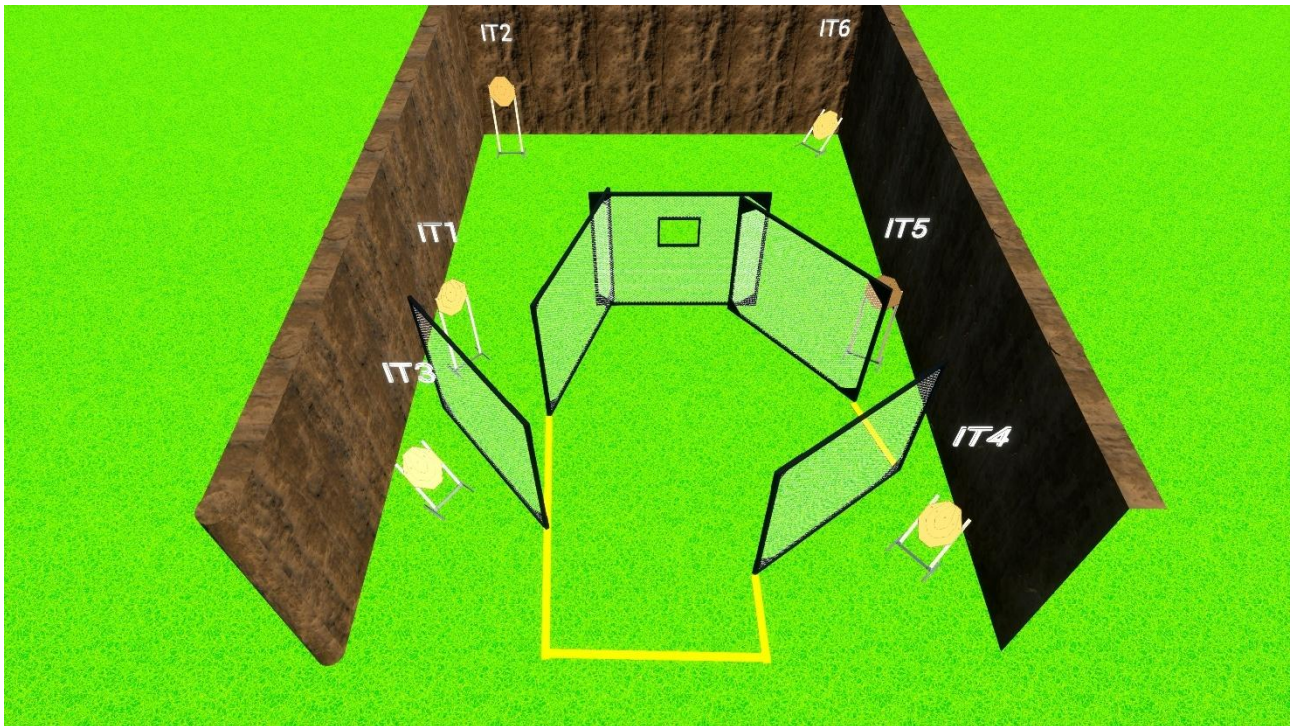


<b>Scoring Targets – type and number</b>	IPSC Paper Targets	9
	IPSC Mini Poppers	2
	IPSC Metal Plates	0
	No Shoots	1
<b>Target distance and stage balance</b>	100% targets on less than 25 meters.	
<b>Minimum number of rounds required</b>	20	
<b>PCC Ready Condition</b>	Unloaded (Option 3) on table, muzzle pointing downrange on the marker. All needed magazines on the belt.	
<b>Competitor Ready Condition</b>	Stand erect, facing downrange, arms hanging naturally by the sides	
<b>Start Position</b>	Standing anywhere	
<b>Time Starts</b>	Audible signal	
<b>Procedure</b>	At the start signal, engage targets.	



# Cracow Open 2026

## Stage 4

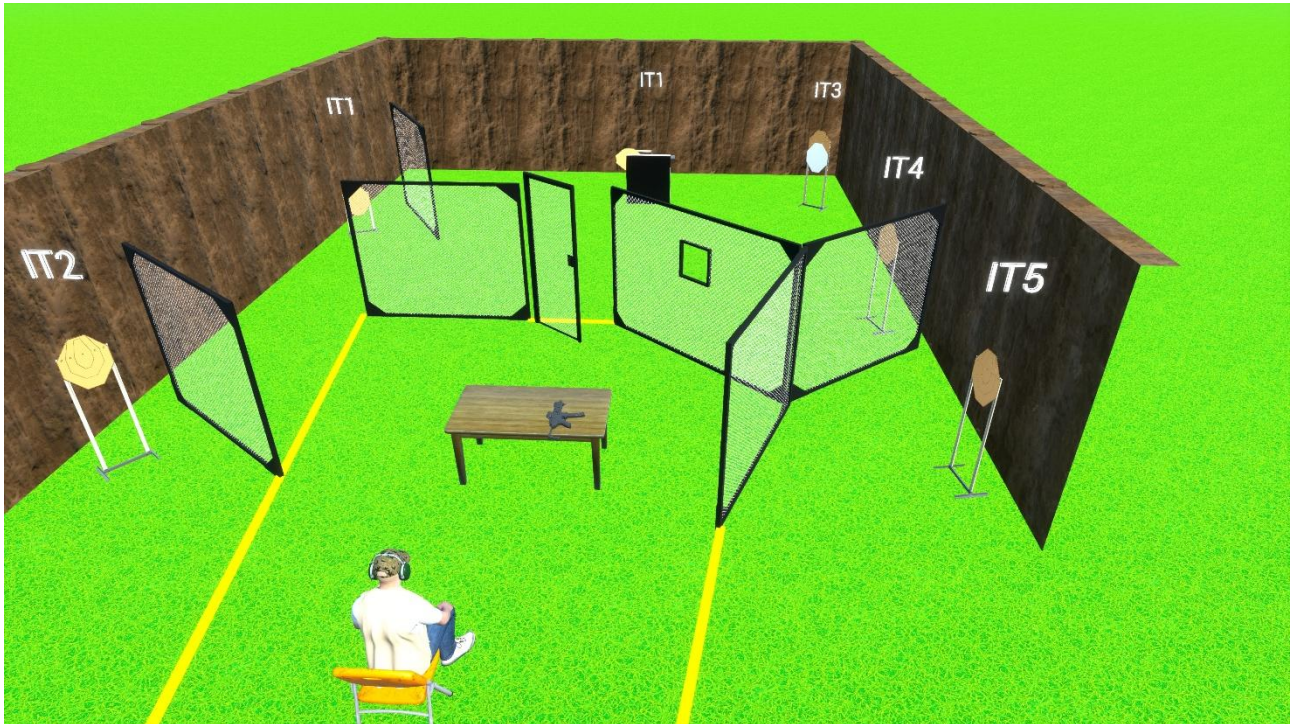


<b>Scoring Targets – type and number</b>	IPSC Paper Targets	6
	IPSC Mini Poppers	0
	IPSC Metal Plates	0
	No Shoots	0
<b>Target distance and stage balance</b>	100% targets on less than 25 meters.	
<b>Minimum number of rounds required</b>	12	
<b>PCC Ready Condition</b>	Loaded (Option 1)	
<b>Competitor Ready Condition</b>	Standing erect, with the firearm in the ready condition, held in both hands, stock touching the competitor at hip level, barrel parallel to the ground, trigger guard downwards, muzzle pointing downrange with the fingers outside the trigger guard (see Appendix E1). Rule 8.2.2	
<b>Start Position</b>	Standing anywhere	
<b>Time Starts</b>	Audible signal	
<b>Procedure</b>	At the start signal, engage targets.	



# Cracow Open 2026

## Stage 5

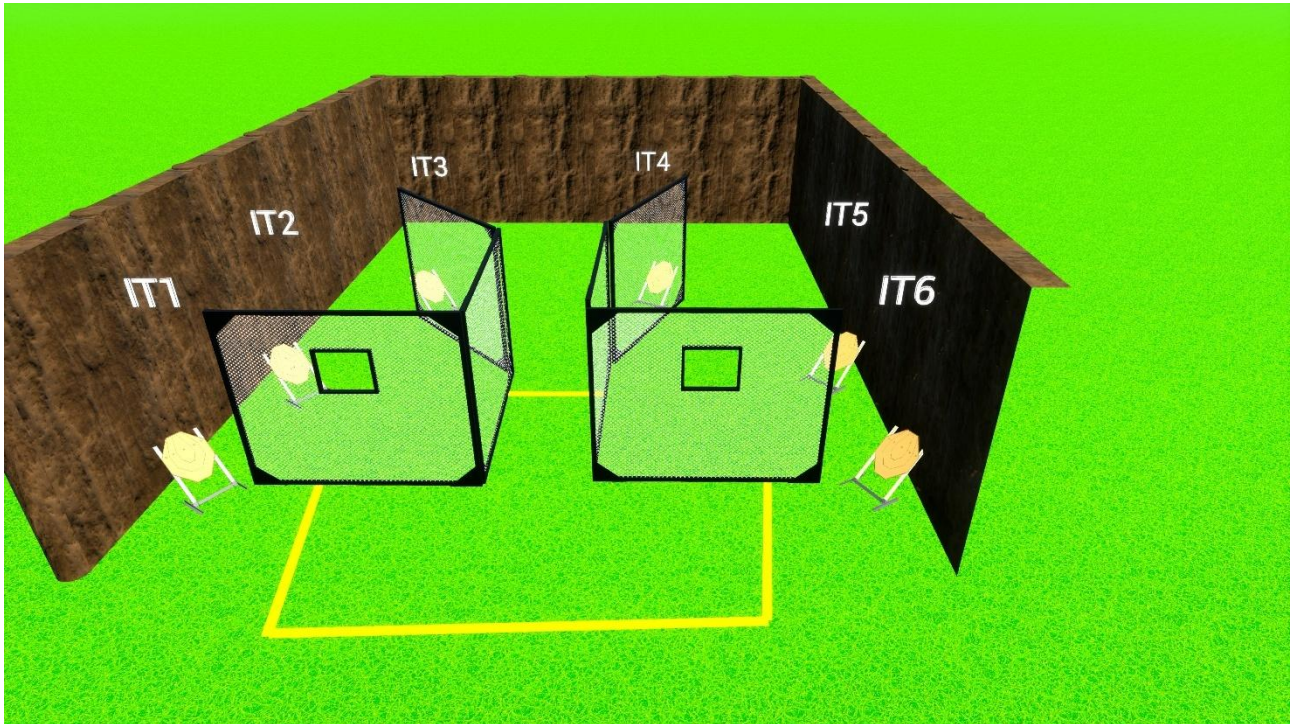


<b>Scoring Targets – type and number</b>	IPSC Paper Targets	6
	IPSC Mini Poppers	0
	IPSC Metal Plates	0
	No Shoots	0
<b>Target distance and stage balance</b>	100% targets on less than 25 meters.	
<b>Minimum number of rounds required</b>	12	
<b>PCC Ready Condition</b>	Unloaded (Option 3) on table, muzzle pointing downrange on the marker. All needed magazines on the belt.	
<b>Competitor Ready Condition</b>	Sitting on the chair, facing downrange, with both hands on knees.	
<b>Start Position</b>	Sitting on the chair.	
<b>Time Starts</b>	Audible signal	
<b>Procedure</b>	At the start signal, engage targets. Opening the door activate moving target IT1. Moving target IT1 stay visible at rest.	



# Cracow Open 2026

## Stage 6




<b>Scoring Targets – type and number</b>	IPSC Paper Targets	6
	IPSC Mini Poppers	0
	IPSC Metal Plates	0
	No Shoots	0
<b>Target distance and stage balance</b>	100% targets on less than 25 meters.	
<b>Minimum number of rounds required</b>	12	
<b>PCC Ready Condition</b>	Loaded (Option 2)	
<b>Competitor Ready Condition</b>	Standing erect, with the firearm in the ready condition, held in both hands, stock touching the competitor at hip level, barrel parallel to the ground, trigger guard downwards, muzzle pointing downrange with the fingers outside the trigger guard (see Appendix E1). Rule 8.2.2	
<b>Start Position</b>	Standing anywhere	
<b>Time Starts</b>	Audible signal	
<b>Procedure</b>	At the start signal, engage targets.	



# Cracow Open 2026

## Stage 7

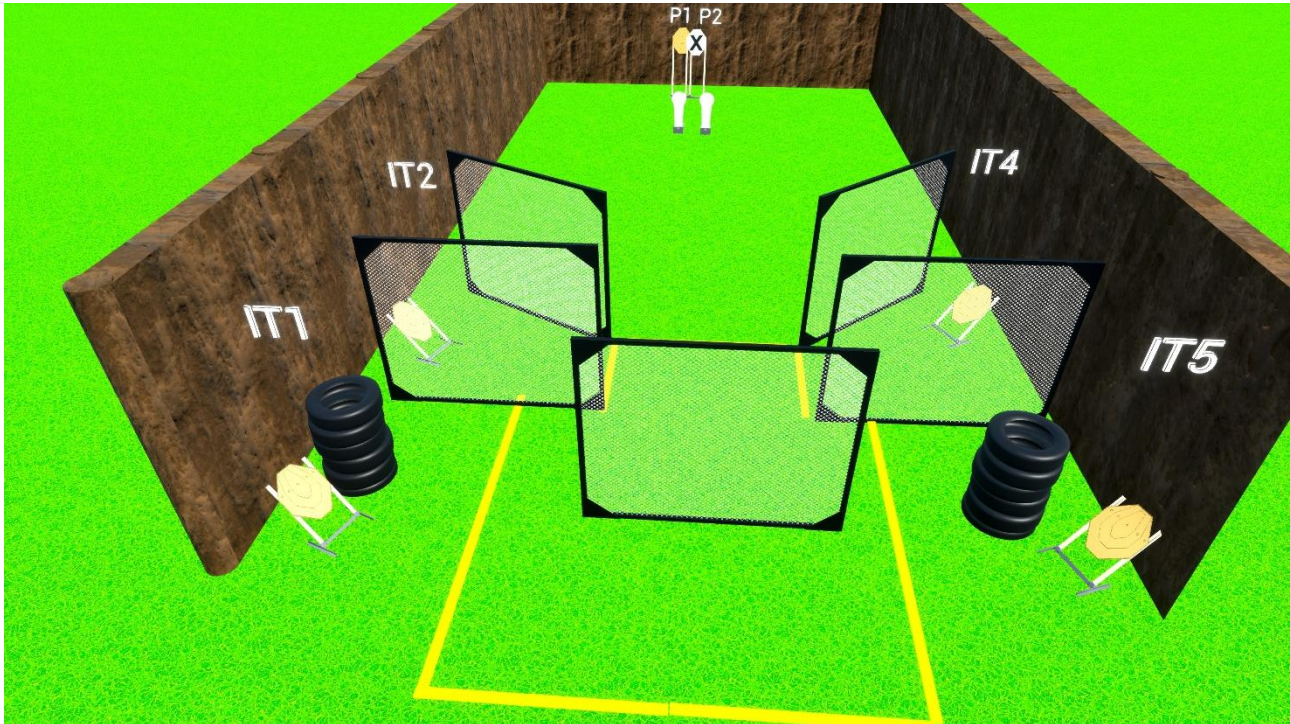


<b>Scoring Targets – type and number</b>	IPSC Paper Targets	6
	IPSC Mini Poppers	0
	IPSC Metal Plates	0
	No Shoots	1
<b>Target distance and stage balance</b>	100% targets on less than 25 meters.	
<b>Minimum number of rounds required</b>	12.	
<b>PCC Ready Condition</b>	Loaded (Option 1)	
<b>Competitor Ready Condition</b>	Standing erect, with the firearm in the ready condition, held in both hands, stock touching the competitor at hip level, barrel parallel to the ground, trigger guard downwards, muzzle pointing downrange with the fingers outside the trigger guard (see Appendix E1). Rule 8.2.2	
<b>Start Position</b>	Standing with both heels touching the marks.	
<b>Time Starts</b>	Audible signal	
<b>Procedure</b>	At the start signal, engage targets.	



# Cracow Open 2026

## Stage 8

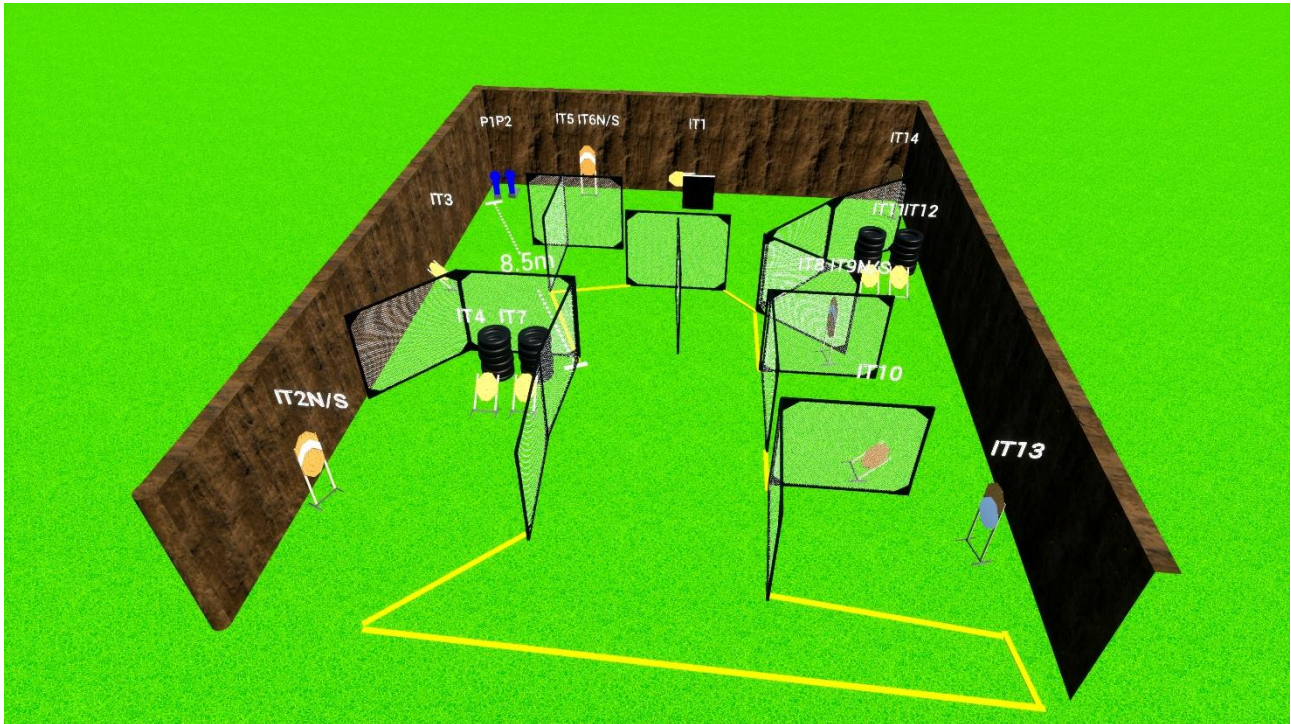


<b>Scoring Targets – type and number</b>	IPSC Paper Targets	5
	IPSC Mini Poppers	2
	IPSC Metal Plates	0
	No Shoots	1
<b>Target distance and stage balance</b>	100% targets on less than 25 meters.	
<b>Minimum number of rounds required</b>	12	
<b>PCC Ready Condition</b>	Loaded and holstered	
<b>Competitor Ready Condition</b>	Standing erect, with the firearm in the ready condition, held in both hands, stock touching the competitor at hip level, barrel parallel to the ground, trigger guard downwards, muzzle pointing downrange with the fingers outside the trigger guard (see Appendix E1). Rule 8.2.2	
<b>Start Position</b>	Standing anywhere	
<b>Time Starts</b>	Audible signal	
<b>Procedure</b>	At the start signal, engage targets.	



# Cracow Open 2026

## Stage 9



<b>Scoring Targets – type and number</b>	IPSC Paper Targets	15
	IPSC Mini Poppers	2
	IPSC Metal Plates	0
	No Shoots	4
<b>Target distance and stage balance</b>	100% targets on less than 25 meters.	
<b>Minimum number of rounds required</b>	32	
<b>PCC Ready Condition</b>	Loaded (Option 2)	
<b>Competitor Ready Condition</b>	Standing erect, with the firearm in the ready condition, held in both hands, stock touching the competitor at hip level, barrel parallel to the ground, trigger guard downwards, muzzle pointing downrange with the fingers outside the trigger guard (see Appendix E1). Rule 8.2.2	
<b>Start Position</b>	Standing anywhere	
<b>Time Starts</b>	Audible signal	
<b>Procedure</b>	At the start signal, engage targets. Popper P1 and P2 activate moving target IT1. Moving target IT1 stay visible at rest.	



# Cracow Open 2026

## Stage 10

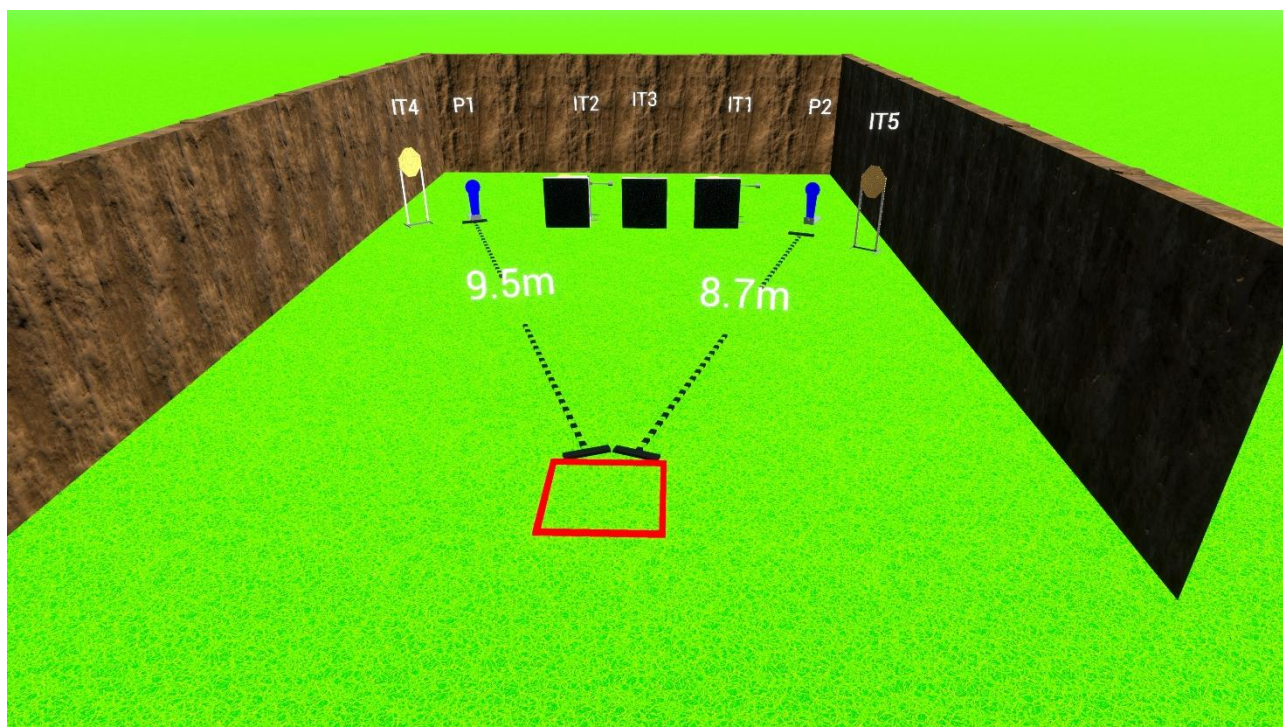


<b>Scoring Targets – type and number</b>	IPSC Paper Targets	10
	IPSC Mini Poppers	3
	IPSC Metal Plates	0
	No Shoots	3
<b>Target distance and stage balance</b>	100% targets on less than 25 meters.	
<b>Minimum number of rounds required</b>	23	
<b>PCC Ready Condition</b>	Loaded (Option 1)	
<b>Competitor Ready Condition</b>	Standing erect, with the firearm in the ready condition, held in both hands, stock touching the competitor at hip level, barrel parallel to the ground, trigger guard downwards, muzzle pointing downrange with the fingers outside the trigger guard (see Appendix E1). Rule 8.2.2	
<b>Start Position</b>	Standing anywhere	
<b>Time Starts</b>	Audible signal	
<b>Procedure</b>	At the start signal, engage targets.	



# Cracow Open 2026

## Stage 11




<b>Scoring Targets – type and number</b>	IPSC Paper Targets	5
	IPSC Mini Poppers	2
	IPSC Metal Plates	0
	No Shoots	1
<b>Target distance and stage balance</b>	100% targets on less than 25 meters.	
<b>Minimum number of rounds required</b>	12	
<b>PCC Ready Condition</b>	Loaded (Option 1)	
<b>Competitor Ready Condition</b>	Standing erect, with the firearm in the ready condition, held in both hands, stock touching the competitor at hip level, barrel parallel to the ground, trigger guard downwards, muzzle pointing downrange with the fingers outside the trigger guard (see Appendix E1). Rule 8.2.2	
<b>Start Position</b>	Standing anywhere	
<b>Time Starts</b>	Audible signal	
<b>Procedure</b>	At the start signal, engage targets. Mini Popper P1 activates moving targets IT1 and IT2, Mini Popper P2 activates moving target IT3. All moving target stay visible at rest.	



# Cracow Open 2026

## Stage 12



<b>Scoring Targets – type and number</b>	IPSC Paper Targets	9
	IPSC Mini Poppers	1
	IPSC Metal Plates	3
	No Shoots	2
<b>Target distance and stage balance</b>	100% targets on less than 25 meters.	
<b>Minimum number of rounds required</b>	22	
<b>PCC Ready Condition</b>	PCC unloaded (Option 3) on table, muzzle pointing downrange on the marker. All needed magazines on the table.	
<b>Competitor Ready Condition</b>	Stand erect, facing downrange arms hanging naturally by the sides	
<b>Start Position</b>	Standing anywhere	
<b>Time Starts</b>	Audible signal	
<b>Procedure</b>	At the start signal, engage targets. Popper P1 activates moving target IT9. Moving target IT9 stay visible at rest.	